




ASL BUNDLE





C E X t



SIGN: 

SPELL & READ:  **play**

SIGN: 

SPELL & READ:  

 +  =

 -  =



RAINBOW **ROLL:** 

READ: rainbow

SIGN: 

MAKE: 

READ: happy

SIGN: 

MAKE: 

SPELL: **HAPPY** 



ASL BUNDLE

Full Copyright [Valerie McClintick LLC](#)

Images & Fonts Full Copyright: [Bunny on a Cloud](#), [KG Fonts](#), [Wendy's Pencil](#)

Contents of this download are not to be stored in any sort of file sharing system or printed in mass quantity. **Piracy Copyright Laws Apply**, do not link directly to this PDF file, or in any manner present this file as your own digital content. Images hold full copyright and are not to be manipulated or altered in any way. You may not distribute this file in digital or physical format. This digital file, or the printed variation is not to be sold, or given away freely in any manner, including selling or giving away as a preassembled version of the product. This file is for your own personal homeschool, classroom, or educational use only. Please ensure you have purchased the proper licensing for classroom use.

For all copyright questions, please contact Valerie McClintick LLC: support@thecraftyclassroom.com

Visit our [Shop](#) for more Hands-On Learning:

THE CRAFTY CLASSROOM

interactive SPELLING
HANDS-ON • GAMES • ACTIVITIES • TESTING
SHEETS AUTOFILL!
USE YOUR OWN SPELLING WORDS!
EDITABLE
50 States NOTEBOOK
THE CRAFTY CLASSROOM

SIMPLE LOW PREP HANDS-ON

HOMESCHOOL CURRICULUM



Alphabet **Animals**
Numbers **Emotions**
Sight Words **Colors**
Weather **Mazes**

Product Features:

These Sign Language Printables allow your child to thrive in critical preschool skills such as fine motor, literacy, communication, reading, writing, and more! Kids will learn many new concepts such as the alphabet, numbers, sight words, phonics, animals, emotions, colors, weather, and words.

How to Use:

There are so many ways to best use the ASL Worksheets. Kids can sign, write, play games, cut and paste, and many other activities.

Teachers can use these in learning centers, classrooms, and homeschool including co-ops. Plus, classroom teachers can hand them out as take-home papers, extra credit homework, after school activities, and more!

Needs:

Scissors, glue, and colored pencils







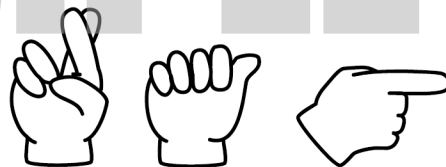


SAMPLE

Dad



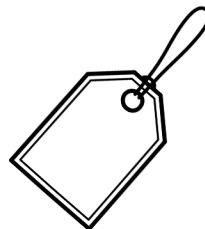




ASL Phonics & CVC Words

Read the finger spelling to write each word. Cut and paste the pictures.



Cut on the dashed lines:




READ:


frustrated



SIGN:

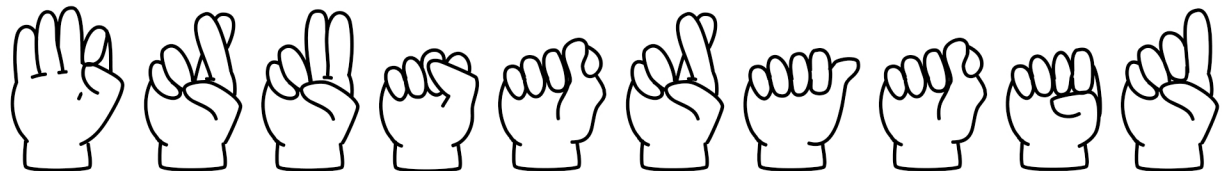


MAKE:



SPELL:

FRUSTRATED



Alphabet Signs

