

# Windsor Castle: Photo journey through the site.



## The Admission Centre:



## The Admission Centre:




## The Admission Centre and visitor route:




# Lord Chamberlain's Lower Yard – accessible toilet



## The route to the State Apartments:



# The visitor route up Castle Hill, through St George's Gate:



## The Moat Road and multimedia guide pick-up:





## Multimedia guide pick-up:



## Moat Room:



## Middle Ward:




## Middle Ward shop:



# The visitor route to the State Apartments – the North Terrace



# Accessible toilets on the North Terrace – RADAR key required



## The entrance to the State Apartments:



## The Inner Hall:





## Inner Hall accessible toilet:




## The Undercroft Café:




## Down to the State Entrance:



# The visitor route via the China Museum and Grand Stairs Staircase:



# The visitor route through the State Apartments – the Grand Vestibule and Waterloo Chamber:



## The King's Drawing Room:



## The King's Rooms:



# The Queen's Drawing Room and King's Dining Room:





## The Queen's Gallery:



# The Queen's Audience and Presence Chambers:



# The Queen's Guard Chamber and St George's Hall:



## The Lantern Lobby:



## The Semi-State Rooms:



## The Semi-State Rooms:



# The Grand Reception Room and Garter Throne Room:



## Exit via the Armoury Stairs





## The Billiards Room shop:



## Engine Court:



## The Changing Places in Engine Court:



# The visitor route down to St George's Chapel:



# St George's Chapel:



## The Castle exit:

