

Claritas Income Producing Assets Distributions 2024 | Overview



Trade Area: 9710 Scranton Rd - 1 mi.

TOTAL HOUSEHOLDS

248

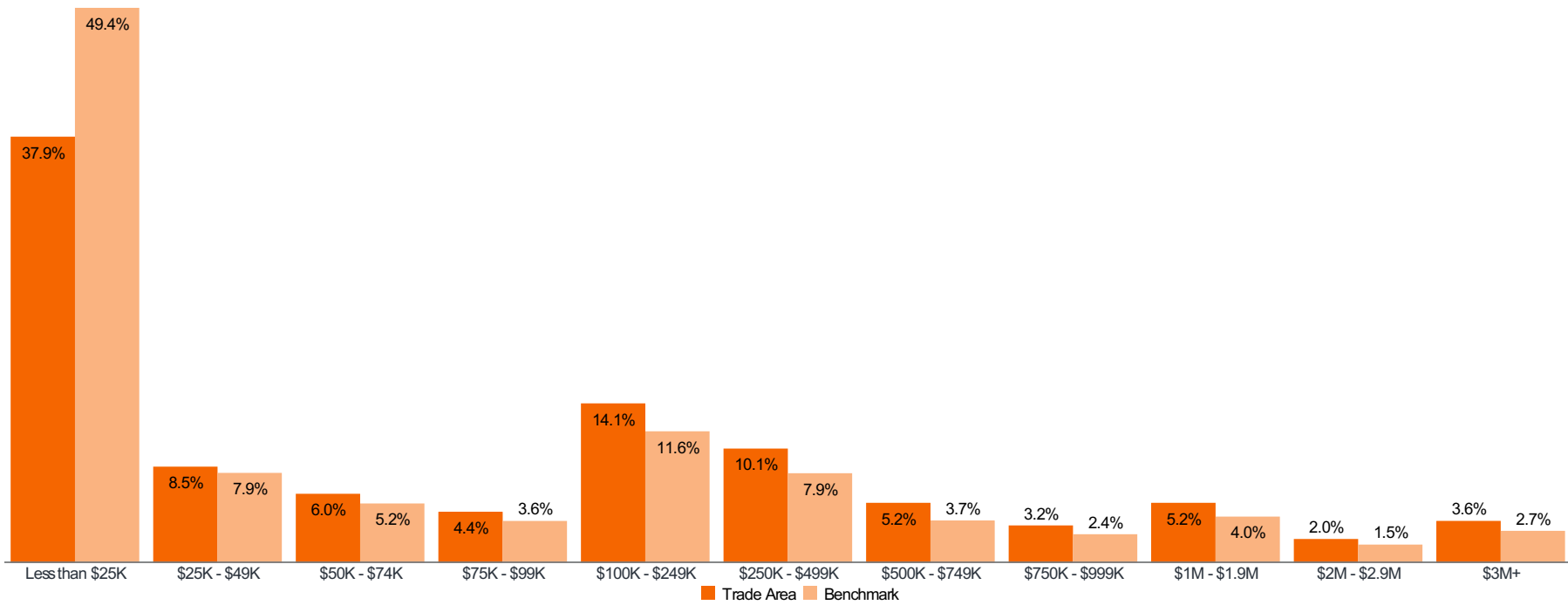
AVERAGE HOUSEHOLD IPA

\$656,957

MEDIAN HOUSEHOLD IPA

\$64,877

INCOME PRODUCING ASSETS DISTRIBUTIONS



Benchmark: USA

© 2024 Claritas, LLC. All rights reserved. Source: ©Claritas, LLC 2024. (<https://claritas.easpotlight.com/Spotlight/About/3/2024>)

Claritas Income Producing Assets Distributions 2029 | Overview



Trade Area: 9710 Scranton Rd - 1 mi.

TOTAL HOUSEHOLDS

249

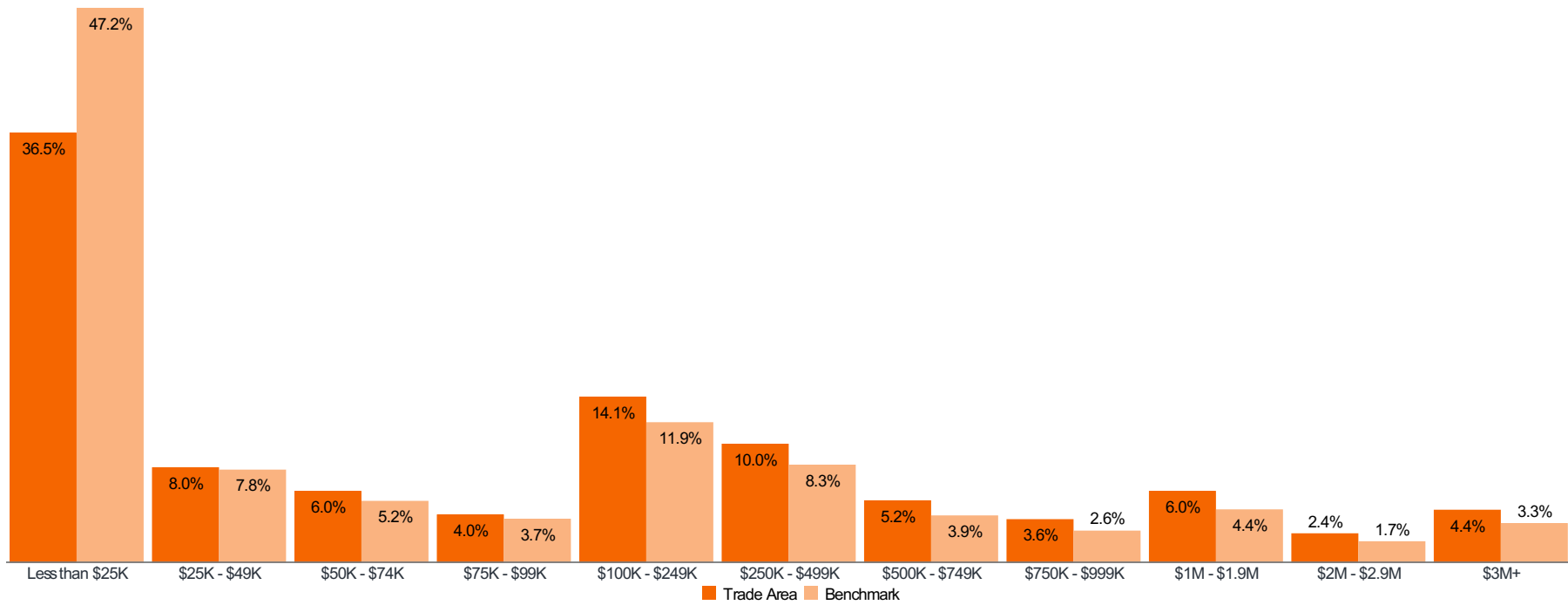
AVERAGE HOUSEHOLD IPA

\$711,383

MEDIAN HOUSEHOLD IPA

\$73,031

INCOME PRODUCING ASSETS DISTRIBUTIONS



Benchmark: USA

© 2024 Claritas, LLC. All rights reserved. Source: ©Claritas, LLC 2024. (<https://claritas.easpotlight.com/Spotlight/About/3/2024>)

Claritas Income Producing Assets Distributions | 2024 vs 2029



Trade Area: 9710 Scranton Rd - 1 mi.

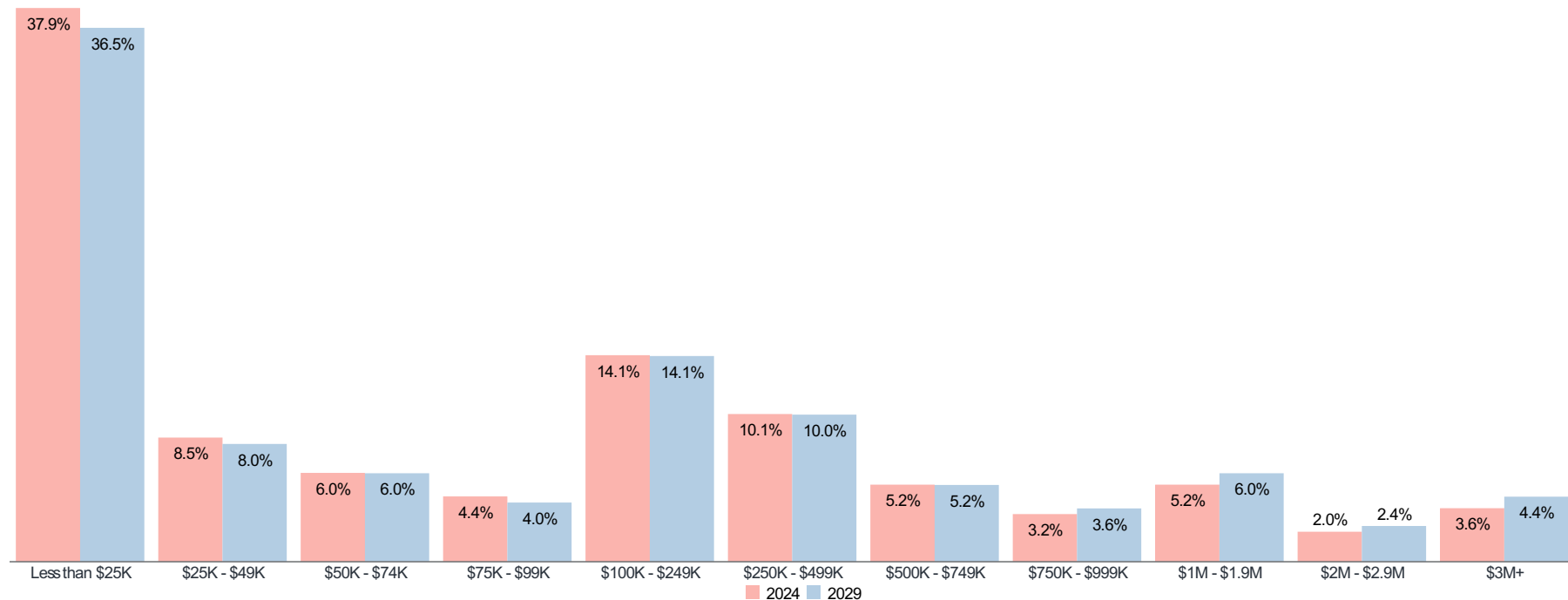
2024

Total Households: 248
Average Household IPA: \$656,957
Median Household IPA: \$64,877

2029

Total Households: 249
Average Household IPA: \$711,383
Median Household IPA: \$73,031

INCOME PRODUCING ASSETS DISTRIBUTIONS*



Benchmark: USA

*Color displayed in bar chart refers to the index value

© 2024 Claritas, LLC. All rights reserved. Source: ©Claritas, LLC 2024. (<https://claritas.easpotlight.com/Spotlight/About/3/2024>)

Claritas Income Producing Assets Distributions 2024 | Overview



Trade Area: 9710 Scranton Rd - 3 mi.

TOTAL HOUSEHOLDS

33,097

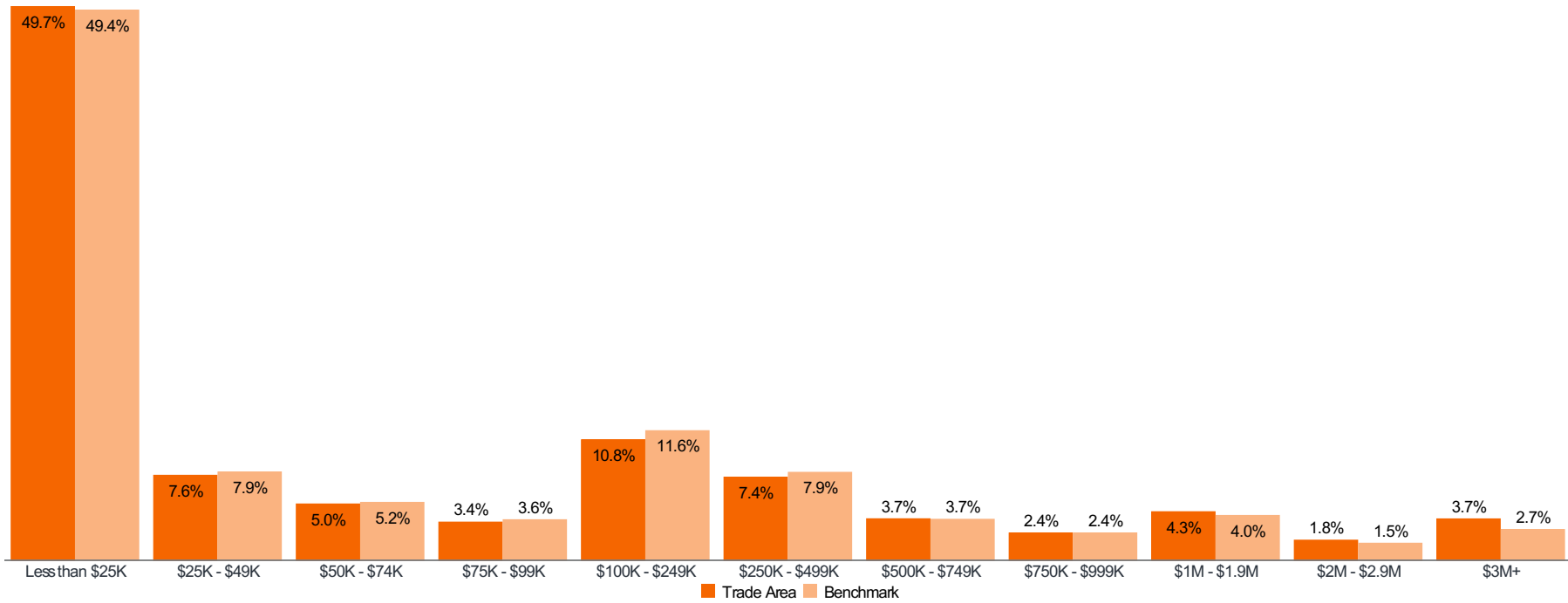
AVERAGE HOUSEHOLD IPA

\$564,122

MEDIAN HOUSEHOLD IPA

\$25,240

INCOME PRODUCING ASSETS DISTRIBUTIONS



Benchmark: USA

© 2024 Claritas, LLC. All rights reserved. Source: ©Claritas, LLC 2024. (<https://claritas.easpotlight.com/Spotlight/About/3/2024>)

Claritas Income Producing Assets Distributions 2029 | Overview



Trade Area: 9710 Scranton Rd - 3 mi.

TOTAL HOUSEHOLDS

34,000

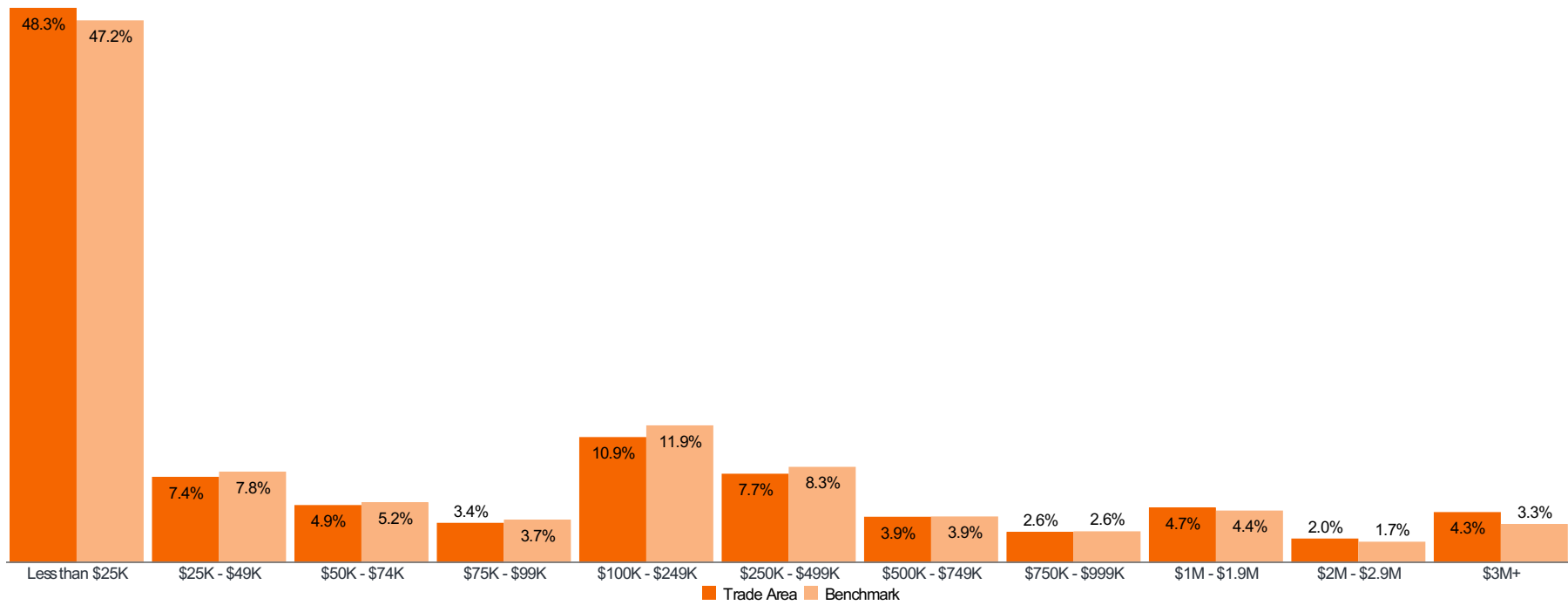
AVERAGE HOUSEHOLD IPA

\$624,295

MEDIAN HOUSEHOLD IPA

\$26,568

INCOME PRODUCING ASSETS DISTRIBUTIONS



Benchmark: USA

© 2024 Claritas, LLC. All rights reserved. Source: ©Claritas, LLC 2024. (<https://claritas.easpotlight.com/Spotlight/About/3/2024>)

Claritas Income Producing Assets Distributions | 2024 vs 2029



Trade Area: 9710 Scranton Rd - 3 mi.

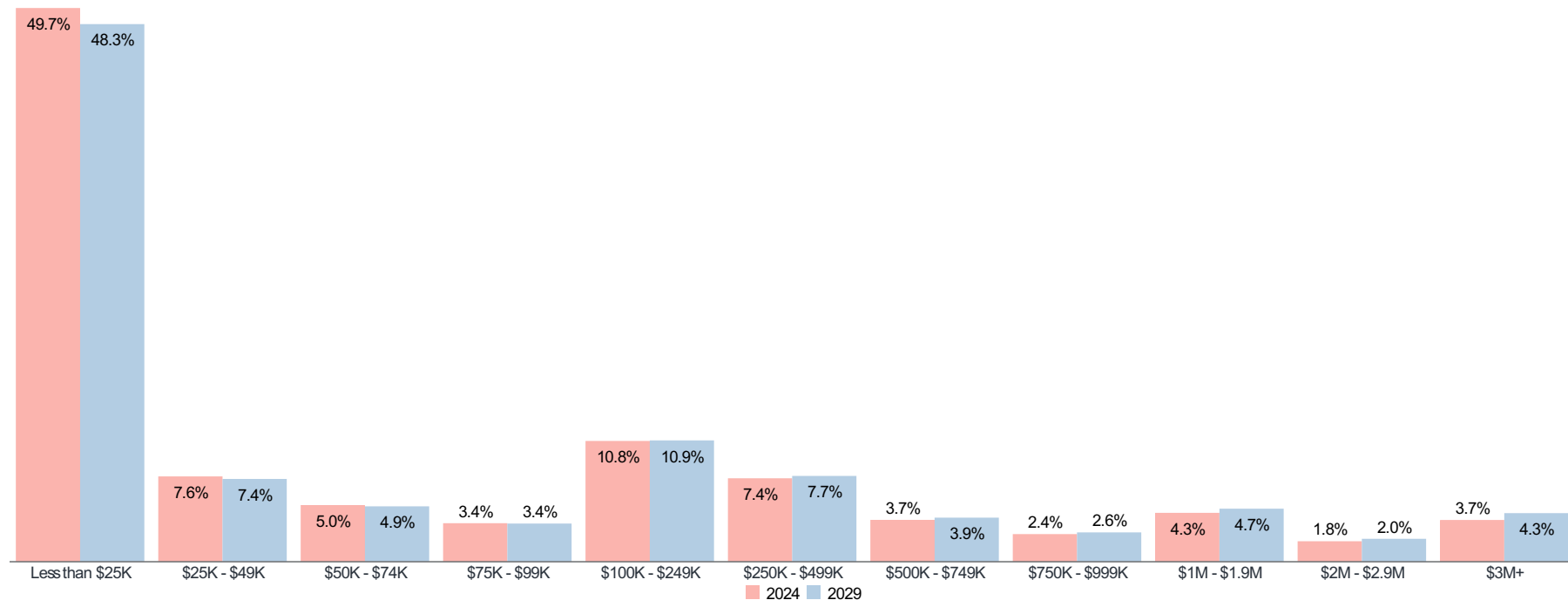
2024

Total Households: 33,097
 Average Household IPA: \$564,122
 Median Household IPA: \$25,240

2029

Total Households: 34,000
 Average Household IPA: \$624,295
 Median Household IPA: \$26,568

INCOME PRODUCING ASSETS DISTRIBUTIONS*



Benchmark: USA

*Color displayed in bar chart refers to the index value

© 2024 Claritas, LLC. All rights reserved. Source: ©Claritas, LLC 2024. (<https://claritas.easpotlight.com/Spotlight/About/3/2024>)

Claritas Income Producing Assets Distributions 2024 | Overview



Trade Area: 9710 Scranton Rd - 5 mi.

TOTAL HOUSEHOLDS

86,266

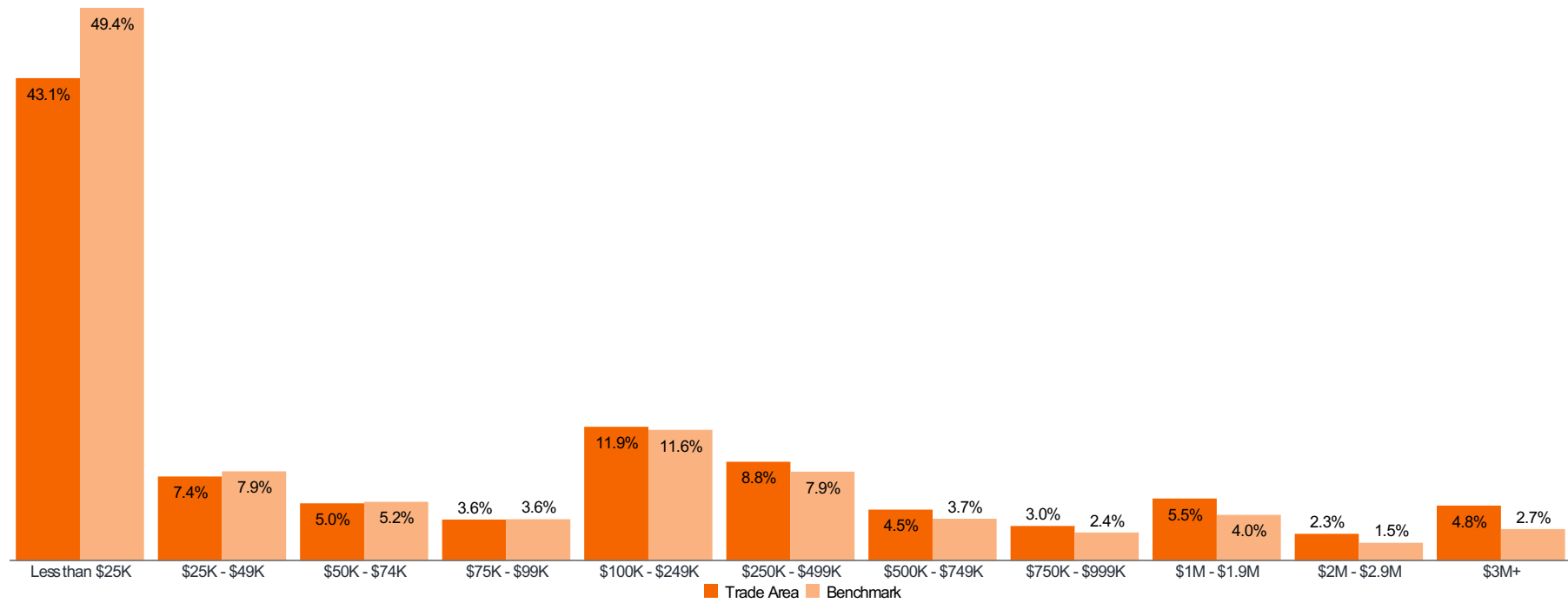
AVERAGE HOUSEHOLD IPA

\$705,496

MEDIAN HOUSEHOLD IPA

\$34,114

INCOME PRODUCING ASSETS DISTRIBUTIONS



Benchmark: USA

© 2024 Claritas, LLC. All rights reserved. Source: ©Claritas, LLC 2024. (<https://claritas.easpotlight.com/Spotlight/About/3/2024>)

Claritas Income Producing Assets Distributions 2029 | Overview



Trade Area: 9710 Scranton Rd - 5 mi.

TOTAL HOUSEHOLDS

87,945

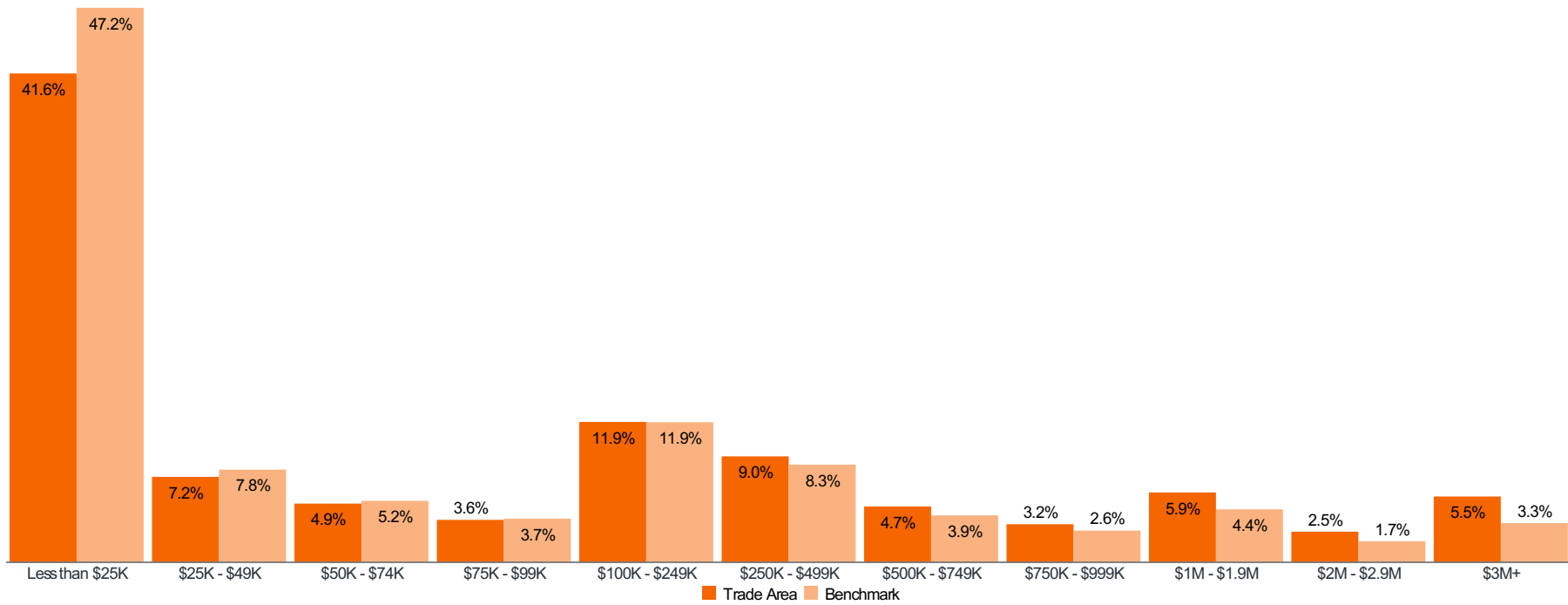
AVERAGE HOUSEHOLD IPA

\$773,844

MEDIAN HOUSEHOLD IPA

\$55,265

INCOME PRODUCING ASSETS DISTRIBUTIONS



Benchmark: USA

© 2024 Claritas, LLC. All rights reserved. Source: ©Claritas, LLC 2024. (<https://claritas.easpotlight.com/Spotlight/About/3/2024>)

Claritas Income Producing Assets Distributions | 2024 vs 2029



Trade Area: 9710 Scranton Rd - 5 mi.

2024

Total Households: 86,266
Average Household IPA: \$705,496
Median Household IPA: \$34,114

2029

Total Households: 87,945
Average Household IPA: \$773,844
Median Household IPA: \$55,265

INCOME PRODUCING ASSETS DISTRIBUTIONS*



Benchmark: USA

*Color displayed in bar chart refers to the index value

© 2024 Claritas, LLC. All rights reserved. Source: ©Claritas, LLC 2024. (<https://claritas.easpotlight.com/Spotlight/About/3/2024>)

Report Details

Name: Claritas Income Producing Assets Distributions 2024
Date / Time: 3/6/2024 8:36:38 PM
Workspace Vintage: 2024

Trade Area

Name	Level	Geographies
9710 Scranton Rd - 1 mi.		N/A
9710 Scranton Rd - 3 mi.		N/A
9710 Scranton Rd - 5 mi.		N/A

Benchmark

Name	Level	Geographies
USA	Entire US	United States

DataSource

Product	Provider	Copyright
Claritas Income Producing Assets - 2024 Distributions and 2029 Projections	Claritas	©Claritas, LLC 2024 https://claritas.easpotlight.com/Spotlight/About
