



**NEW GENERATION  
2024 CHEVROLET TRAX  
CROSSOVER SUV**







# CONFIDENCE NEVER LOOKED THIS GOOD



**GLOBALLY DESIGNED FASCIA WITH NEW CHEVY-SIGNATURE LED HIGH-EYE DRL AND HEADLAMPS**



**8-INCH DIGITAL CLUSTER DISPLAY**



**18-INCH MACHINE-FACED TWO-TONE ALLOY WHEELS**



**11-INCH INFOTAINMENT SYSTEM**



**NEW GENERATION 1.2L TURBOCHARGED ENGINE MATED TO A PROVEN 6-SPEED AT**





## **BIGGER. BOLDER. MORE REFINED CROSSOVER SUV.**

The New Generation Chevrolet Trax takes on bigger and bolder adventures. Now 279mm longer and 51mm wider, with 170L more cargo volume, the Trax is completely redesigned from the ground up. This sporty crossover SUV exhilarates your daily drive with impressive tech-forward features, a spacious cabin, and a fuel-efficient turbocharged engine paired with intuitive safety and driver assist systems.




**SPACIOUS CABIN AND  
CARGO CAPACITY  
OF UP TO 1405L**




**8-WAY POWER ADJUST  
DRIVER SEAT**



**WIRELESS  
CHARGING**



**POWER LIFTGATE  
WITH HEIGHT ADJUST**



**STATE-OF-THE-ART  
SAFETY AND DRIVER  
ASSISTANCE SYSTEMS**





**DRESSED TO IMPRESS**

The modern and purposeful design of the New Generation Chevrolet Trax complements your unique style and on-the-go personality. A tastefully designed fascia, sleek character lines, and all-LED illumination give the Trax exceptional finesse that is sure to make heads turn.



**NEW CHEVY-SIGNATURE LED HIGH-EYE DRL, HEADLAMPS, AND TAILLIGHTS**



**STYLISH 18" TWO-TONE MACHINE-FACED ALLOY WHEELS**



**BLACK ROOF ACCENT WITH ELECTRIC SUNROOF (RS)**



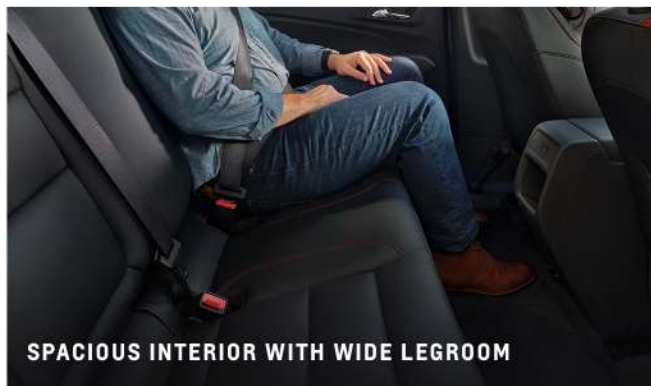


## A NEW LEVEL OF COMFORT

Experience a comfortable and composed ride in the generously roomy and tech-forward cabin of the Chevrolet Trax. Designed with your comfort and convenience in mind, the driver-oriented cockpit is equipped with an 11-inch Touchscreen Infotainment System, an 8-inch Full Digital Display Cluster, an 8-way Power Adjustable Driver's Seat, a Flat-bottom Steering Wheel, Wireless Phone Charging, and an Electronic Parking Brake with Auto Hold.



51MM WIDER, 279MM LONGER,  
AND 170L MORE CARGO VOLUME



SPACIOUS INTERIOR WITH WIDE LEGROOM



UP TO 1405L OF CARGO SPACE



## OUTSTANDING PERFORMANCE

GM incorporates its latest Smart Engineering design in the Chevrolet Trax to offer exceptional performance and stability. Matched with a strong but lightweight 1.2L Turbocharged Engine and a proven 6-Speed AT, the Trax is fuel-efficient in delivering excellent power with low emissions.



# GLOBAL CHEVROLET STANDARD



A wide array of advanced safety features and driver assistance systems come standard in all Trax variants, giving you better control behind the wheel and ensuring a safe and comfortable experience for you and your passengers.



## ENHANCED STABILITY CONTROL

- e-Boost Brake System
- Integrated Brake Assist
- Electronic Brake Distribution and Stability Control
- Cornering Brake Control
- Panic Brake Assist
- Rollover Mitigation



## ADVANCED DRIVER ASSISTANCE

- Forward Collision Alert
- Following Distance Indicator
- Lane Departure Warning
- Lane Keep Assist
- Enhanced Front Pedestrian Detection
- Vehicle Forward Movement Detection



## ALL-AROUND SAFETY

- SRS Airbags
- Anti-Theft Alarm System
- Engine Immobilizer



Vehicle Specifications		LT	Redline	RS
<b>ENGINE</b>				
Description	1.2L Turbocharged, DOHC, VVT (GM CSS Prime)			
Displacement (cc)	1,199			
Engine Block/Cylinder Head Material	Aluminum			
Output (hp @ rpm)	137 @ 5000 rpm			
Torque (Nm @ rpm)	220 @ 2,500 - 4000 rpm			
Bore and Stroke	75 x 90.5			
Compression Ratio	10:1			
Fuel System	Spark Ignition Direct Injection, 350 Bar			
Cylinders	Inline-Three			
Engine start	Keyless			
<b>DRIVE TRAIN</b>				
Transmission	6AT			
Drive Wheel	FWD			
Suspension	Front	MacPherson Strut		
	Rear	Torsion-Beam		
Brake	Brake System	Electro-Hydraulic, e-Boost		
	Brake Auto Hold	-		
	Front	16" Ventilated Disc		
	Rear	16" Solid Disc Brake		
Wheels	Wheel Rims	17" Aluminum	18" Aluminum	
	Tires	225/60R17 SL 99H BW	225/55 R18 SL 98H VW	
	Design	3	5	2
	Steel Spare Wheel	16" BT, Steel		
<b>STEERING SYSTEM</b>				
Steering Type	Electric Power Steering (EPS)			
Steering Column Adjustment	Tilt & Telescopic			
Steering Wheel	Material	Leather Style	Perforated Leather Style	
	Flat Bottom	Round	-	
	Heater Function	-		
	Controls Switches	Phone, Radio, and Cruise Control		
<b>EXTERIOR</b>				
Headlamps	LED Auto Control	-		
	Manual Electronic Leveling Control	-		
	Auto On-Off	-		
Wipers	Front	Frameless, Variable Intermittent		
	Rear	Intermittent		
Side Mirrors	Integrated Turn Signal	-		
	Color	Body Color	High Gloss Black	
	Power Adjust	-		
	Power Fold	-		
	Heater Function	-		
Electric Sun Roof	N/A			
Black Roof Panel (Two-Tone Accent)	N/A			
LED Daytime Running Lamps	-			
LED Taillights	-			
LED High Level Stop Lamp	-			
Rear Spoiler	-			
Fin Type Antenna	-			
Front & Rear Bumper Garnish	Silver	Black Piano Finish		
<b>INTERIOR</b>				
Driver Information Cluster	3.5" Monochrome w/ Multi-Information	8" HD Digital Multi-Information		
	Trip, Fuel Range, Fuel Economy, Tire Pressure Monitor System Seatbelt warning for Driver, Passenger and Rear Seat			
Infotainment	Mobile Integration	Smart Phone Integration		
	Reverse Camera	-		
	Touchscreen Infotainment	8-inch	11-inch	
	Premium Speakers	4	6	
	Multimedia	Tuner, Audio, Aux, Apps		
Bluetooth	-			
Wireless Charging	N/A			
Interior Color (Dashboard and Door Trim)	Jet Black with Blue Accent	Jet Black with Red Accent		

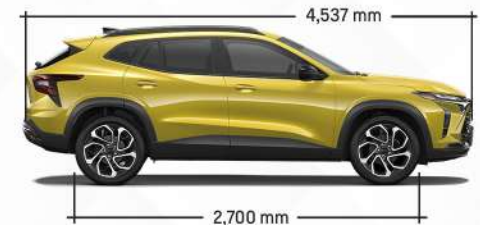
Vehicle Specifications		LT	Redline	RS
Seats	Driver	6-Way Manual Adjust	8-Way Power Adjust	
	Driver Lumbar Support	N/A		
	Front Passenger	4-Way Manual Adjust		
	Second Row	Bench Type, 60/40 Split Folding, Arm Rest with Cup Holder		
	ISOFIX	-		
	Seat Back Pocket	Front Passenger Seat		
	Black Leather Style	with Fabric	Perforated with Red Stitching	
	Color	Black & Gray	White & Black	Black
	Seating Capacity	5		
	Automatic Climate Control	-		
Airconditioning	Rear Air Vent Console	-		
	AC Cabin /Pollen Filter	-		
Windows	Driver Power Windows	Express Up/Express Down with Anti-Pinch		
	Front Passenger Power Windows	Express Down		
	Rear Power Windows	Express Down		
	Rear View Mirror (Light Sensitive)	Tilt only		
Sunshade with Cover and Mirror	-			
Power Door Locks	-			
Rear Window Defogger	-			
<b>COMFORT AND CONVENIENCE</b>				
Brake Auto Hold	-			
Dual USB (Front and Rear)	-			
Smart Key Passive Entry	-			
Electronic Park Brake	-			
Push Start/Stop Button	-			
Power Lift Gate with Height Adjust	Manual	-		
Roof Rails	N/A			
<b>SAFETY AND SECURITY</b>				
Seatbelts	First Row	3-point ELR x 2 With Force Limiter; Driver Pretensioner		
	Passenger indicator	Driver, Front Passenger & Three Rear Passengers		
SRS Airbags	Second Row	3-point ELR x 3		
	Driver	Single Stage		
	Passenger	Dual Stage		
Enhanced Stability Control	Roof Side	-		
	Seat Side	-		
	Anti-Lock Brake System	-		
	Electronic Brake Distribution	-		
	Cornering Brake Control	-		
	Electronic Stability Control	-		
	Traction Control System	-		
	Engine Drag Control	-		
	Panic Brake Assist	-		
	Enhanced Hill Start Assist	-		
	Torque Vectoring by Brakes	-		
	Mini Spare Detection	-		
	Rollover Mitigation	-		
	Advance Driver Assistance	Forward Collision Alert	-	
Following Distance Indicator		-		
Lane Departure Warning		-		
Lane Keep Assist		-		
Auto Control High Beam		-		
Enhanced Front Pedestrian Detection		-		
Low Speed Imminent Collision Brake		-		

Vehicle Specifications		LT	Redline	RS
Advance Driver Assistance	Integrated Brake Assist	-		
	Brake Prefill	-		
	Vehicle Forward Movement Detection	-		
Cargo Cover	N/A	-		
Anti-Theft Alarm System	-			
Tire Pressure Alert	-			
Engine Immobilizer	-			
<b>GENERAL SPECIFICATIONS</b>				
Wheelbase (mm)	2,700			
Length (mm)	4,537			
Width (including Side Mirrors) (mm)	2,035			
Height (mm)	1,560	1,567 (with roof rack)		
Track front/rear (mm)	1,556 / 1,564			
Curb Weight (kg)	1,345			
GRVW Rating (kg)	1,880			
Ground Clearance (mm)	186			
Cargo Volume (L)	1,405			
Fuel Tank Capacity (L)	50			
-- Standard N/A - Not Applicable				

### AVAILABLE COLORS

Black Meet Kettle Metallic	Summit White	Sharkskin Metallic	Jinx Metallic	Tigerlily Metallic
Retrograde Metallic	Ziggy Solid	Blue Glow Metallic	Cacti Green	Tripp Metallic

### DIMENSIONS



Specifications and color availability may vary per model from the actual vehicle unit. Consult with your dealer for available models.

FIND NEW ROADS™

chevyphilippines www.chevrolet.com.ph



**SCAN TO SHOP ONLINE**

Find Your Chevy. Talk to a Chevy Sales Consultant Online. Reserve Your Chevy.



**COMPLETE CARE**



This brochure contains the latest information available at the time of printing (07/04/23). The manufacturer reserves the right to change specifications without prior notice. Kindly visit [www.chevrolet.com.ph](http://www.chevrolet.com.ph) or your nearest Chevrolet showroom to verify the current information. Photos and colors may vary from actual unit.