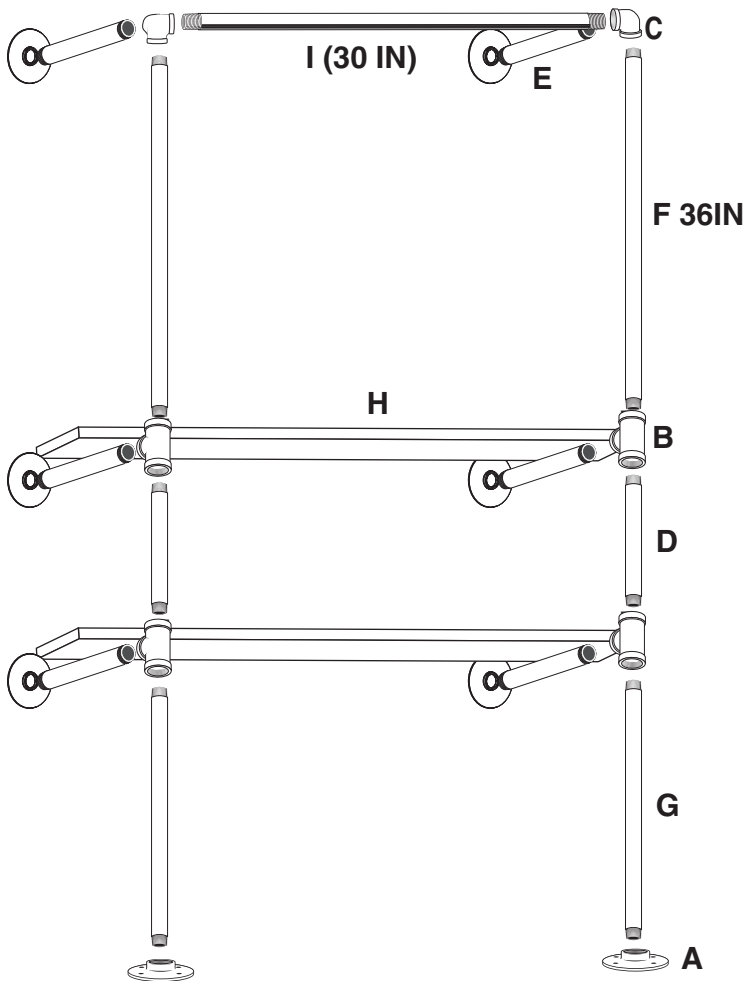
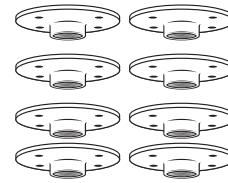


# PIPE DECOR 365 FMW30

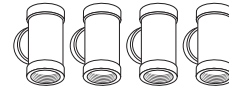
THANK YOU SO MUCH FOR PURCHASING A PIPE DECOR PRODUCT. IF YOU HAVE ANY TROUBLE PUTTING YOUR KIT TOGETHER OR MISSING PIECES PLEASE CONTACT [HELP@PIPE-DECOR.COM](mailto:HELP@PIPE-DECOR.COM) FOR ANY HELP AND RETURNS.



**A - 8 X FLANGES**




**B - 4 X TEES**



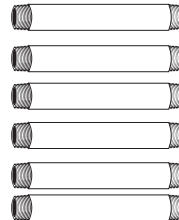
**C - 2 X SIDE-OUT ELBOW**



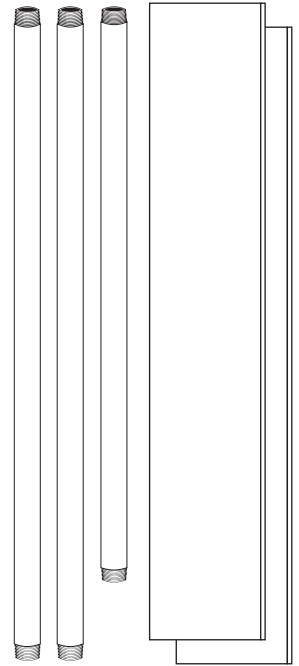
**D - 2 X 12" PIPE**




**E - 6 X 10" PIPE**



**F - 2 X 36" PIPE** **H - 2 X WOOD**  
**I - 1 X 30" PIPE** **SHELVES**



**G - 2 X 18" PIPE**



## CLEAN AND SEAL THE PIPE BEFORE USE

This kit is made of industrial grade authentic pipe. This oil could rub off on your clothes. It is coated in oil post production to prevent rust. The kit should be cleaned and sealed to prevent rusting. See Clean and Seal sheet for more information. Use a cleaning wipe on the pipe, wait until dry and then spray with any semi-gloss polyurethane spray.

1. Build as shown above.
2. Stand up and mark the holes with a pencil. Pre-drill holes for anchors.
3. Screw in anchors, then attach the wardrobe to your wall with screws going into the anchors.

