



City of Oakland, Human Services Department
Oakland Fund for Children and Youth

**PLANNING AND OVERSIGHT COMMITTEE
(POC)**

WEDNESDAY, September 4, 2024

IN PERSON

Please see agenda to participate in this meeting.



City of Oakland, Human Services Department
Oakland Fund for Children and Youth

**City of Oakland Planning and Oversight Committee
(POC) September 4, 2024 | 6:00pm-9:00pm
IN-PERSON**

PUBLIC PARTICIPATION:

The public may observe and/or participate in this meeting in person at Oakland City Hall, 1 Frank Ogawa Plaza, Hearing Room 4, Oakland, CA 94612.

For your safety, we strongly recommend you wear a mask.

OBSERVE:

To observe the meeting by video conference, please click on this link:

<https://us06web.zoom.us/j/82311405823> at the noticed meeting time.

Instructions on how to join a meeting by video conference is available at:

<https://support.zoom.us/hc/en-us/articles/201362193-joining-a-Meeting>

PUBLIC COMMENT:

Join us in person, at Oakland City Hall, 1 Frank Ogawa Plaza, Hearing Room 4, Oakland, CA 94612.

In-Person comments from members of the public must submit a separate speaker card for each item on the agenda to the commission clerk before the item is called.

All public comments that are not submitted by email by the deadline must be made In-Person.

Email Written Comments to OFCY@oaklandca.gov.

Written comments must be submitted at least 24 hours prior to the meeting time to be delivered to the Commissioners.

If you have any questions, please email Robin Love at rlove@oaklandca.gov.



City of Oakland, Human Services Department
Oakland Fund for Children and Youth

City of Oakland Planning and Oversight Committee (POC)

City of Oakland | Human Services Department
150 Frank H. Ogawa Plaza, Suite 4216 | Oakland, CA 94612 (510) 238-3088

September 4, 2024 | 6:00pm-9:00pm

IN-PERSON

*Issues that the public wishes to address that **are not** published on the agenda will be heard during the Public Forum section. You will have 2-minutes to comment on the item.*

AGENDA

1. Call to Order
2. Roll Call
3. Adoption of Agenda **(Action)**
4. APPROVAL OF MINUTES **(Action)**
 - July 17, 2024
5. SELECTION OF CO-CHAIRS FOR THE FY 24-25 TERM **(Action)**
 - Adult
 - Youth
6. PUBLIC FORUM *(Limit to 2 minutes)*
7. Administrative Items & Announcements
 - Update on Community Needs Assessment & Draft Strategies Development
 - Update on POC Future Meeting Topics
 - Update on POC Recruitment & Introduction of New Members
8. Closing Remarks & Adjourn

05.01.2024 Meeting Notes:

- Timestamp 6:08 PM – PM calls meeting to order and reviews preliminary agenda and calls roll. Five members of the committee are present and one present/attending remotely due to illness, making quorum. Attendance is as follows:
 - Meg Evans (Remote due to illness) – At Large, Adult
 - Jasmene Miranda – D3, Adult
 - Pecolia Manigo – D4, Adult
 - Selina Xue – D2, Youth
 - Jessica Arline – D1, Adult
 - Jorge Velasco – D5, Adult
 - Leticia Henderson – Mayor’s Seat, Adult, Late
 - (Hassan Ahmed – D1, Youth, Absent)
 - (Anokhi Mehta – D4, Youth, Absent)
- Timestamp 6:11 PM – JM motions to approve the agenda, JA seconds. AKH provides updated copy of 5.1.2024 Minutes. POC members take time to review minutes awaiting approval (4.3.2024, 5.1.2024, 5.15.2024 [no quorum/no action], 6.5.2024, 6.12.2024). JV notes a grammatical issue in the 4.3.2024 Minutes, AKH notes correction to be made. JV motions to approve all minutes in front of POC, pending the requested updates. ME seconds the motion; motion carries with 1 abstention (JA).
- Timestamp 6:22 PM – LH arrives to meeting.
- Timestamp 6:23 PM – PM moves onto next agenda item. RL explains that a previous copy of a POC Agenda included an incorrect acronym for the Bridging Group (TBG – Evaluator for FY22-23 & FY23-24). POC takes time to review the updated Agenda Report. JV motions to approve item, PM seconds (6:28 timestamp).
- Timestamp 6:29 PM – Kristina Bedrossian (KB) of the Bright Research Group (BRG) begins presentation on the results of the Community Needs Assessment. Slides from presentation attached at end of these Minutes, with supporting documentation where applies.
- Timestamp 6:54 PM – PM discusses continued role of COVID in absenteeism and attendance at schools, highlighting that COVID is still prevalent and impacting not just students, but teachers and families, as well.
- Timestamp 7:01 PM – JA highlights that new funding streams, while beneficial, have the potential to create burdens on programs, such as Medicare funding.
- Timestamp 7:21 PM: LH discusses the benefits of providing participant incentives, both on attendance and enrollment. AKH shares that there are currently programs doing so with OFCY funding, but more would benefit from the program model.
- Timestamp 7:23 PM: PM speaks to the uptick in community violence, and points to the root cause being poverty, asking “How are we using these resources to address poverty and the fact that poverty is increasing across most of these data sets?” PM points to the importance of partnerships and collaborative efforts.
- Timestamp 7:30 PM: KB and RL lay out the timeline for the remaining pieces of the Strategic Planning process:
 - September 18, 2024: Draft Strategies for 2025-2028 Cycle – POC Approval
 - October 8, 2024: Draft Strategies for 2025-2028 Cycle – LEC Approval
 - November 6, 2024: Full Strategic Plan for 2025-2028 Cycle – POC approval

- November 19, 2024: Full Strategic Plan for 2025-2028 – LEC Approval
 - December 3, 2024: Full Strategic Plan for 2025-2028 – Council Approval
- Timestamp 7:34 PM: PM speaks to the challenges that this strategic planning process and updates will present. Due to the data and environment, PM highlights that funding everything may not be possible and the POC must act intentionally during this period. PM also cautions against adding to strategies and stretching OFCY's spending further. LH asks to clarify where additional program funds (outside of OFCY's grant dollars) are coming from, and how to prepare organizations for the upcoming strategic plan / support efforts to go after other funding streams. PM reminds the POC about the current budget state within the overall City of Oakland. ME highlights that the timeline to go to Council and LEC could be challenging given the level of interest and care from this current POC, as there is not a lot of time for editing. Requests, if possible, to present the draft strategies one meeting earlier to provide a little more space for review.
- Timestamp 7:47 PM: PM requests the strategic planning process includes recommendations to other (internal to the City of Oakland) funding streams or sources, such as the Department of Violence Prevention or other departments providing community funding. PM also overviews the ways OFCY's 3% from the City's General Purpose fund is on track to shrink over the next few years until Council fully addresses the issue at hand.
- Timestamp 7:52 PM: JV suggests that the upcoming RFP process incentivizes partnerships, but is unsure of what this might look like.
- Timestamp 7:54 PM: PM calls on Council to put aside politics and solve the budget problem. PM states that unless we set differences aside and come together to solve things, Oakland's children will suffer first. JA notes that with these known shifts, a funder's forum activity could be helpful to better address the upcoming gaps, as well as ensure department directors are intentionally working together to solve problems.
- Timestamp 7:59 PM: RL speaks to the second phase of the Strategic Plan, where these desired partnerships can be fleshed out. Programs will also get a say during an upcoming Grantee convening. BRG presentation by KB concludes.
- Timestamp 8:05 PM: RL introduces Program Analyst AKH for a preliminary/draft presentation on location distribution within OFCY programs, based specifically on council district. Slides are attached to the end of these minutes. JA asks if the data presented makes sense with the narratives grant managers are seeing, AKH states that generally yes, however was surprised that youth are receiving more services outside of their home districts (except in D5, D6, and D7). RL and AKH note that an updated version of this presentation will be included in the upcoming September meetings. The presentation on program locations concludes.
- Timestamp 8:20 PM: PM highlights the importance of the upcoming POC meetings until December 2024 at least. RL notes that the vacancies will be listed on the OFCY website and encourages Oaklanders to apply once they are posted. PM also shares that she will be stepping down from the POC during the upcoming session to conserve her personal capacity. A new chair will need to be elected in September. LH questions the official rules about selecting a new Chair, and if PM will need to be present for the formal transfer of power. RL says she will check the rules and provide an update once more is known.
- Timestamp 8:28 PM: PM adjourns meeting.



OFCY STRATEGIC PLAN UPDATE FY 2025 – 2028 COMMUNITY NEEDS ASSESSMENT

POC MEETING JULY 17, 2024

Prepared by Bright Research Group

INTRODUCTION

2

This Community Needs Assessment (CNA) aims to illustrate the state of children, youth, and families in Oakland through a review of quantitative data and an analysis of community input from youth, families, and stakeholders.

- Identifying changes to the data on youth and families since the last CNA was conducted three years ago.
- Disaggregates data by race/ethnicity, poverty, and other factors to understand which communities are experiencing disproportionate outcomes.
- Data is organized by OFCY goal area
- OFCY has adopted the following equity outcome as part of this Community Needs Assessment: to gather disaggregated data to understand current conditions and ensure OFCY program design is sufficiently informed by and calibrated to the needs of underserved populations and those who have historically not been served.
- The Community Needs Assessment is required by OFCY's enabling statute, and is the foundational document for OFCY's next strategic plan update.

OVERVIEW OF PRESENTATION

- Methodology
- Demographic Data on Oakland's Youth Population
- GA1: Healthy Development of Young Children
- GA2: Student Success in School
- GA3: Violence Prevention & Youth Development
- GA4: Transitions to Adulthood
- Summary of Community Input

July 24

Prepared by Bright Research Group

4

COMMUNITY NEEDS ASSESSMENT METHODOLOGY

April – June 2024

Please refer to attached document "Appendix A: Community Needs Assessment Methodology & Approach" for a detailed description.

July 24

Prepared by Bright Research Group

QUANTITATIVE DATA SOURCES

5

Data Source	Years
U.S. Census Bureau American Community Survey	5-Year Estimates for 2020, 2021, 2022
OUSD Public Reports & Dashboards	2013 – 2023
California Healthy Kids Survey-- Middle School & High School	2021 – 2022, 2022 - 2023
KidsData, Juvenile Felony Arrest Rate, by Race/Ethnicity	2020
OFCY Overview Data on Youth & Adult Participants Reached	2022 – 2023
OUSD Afterschool Average Daily Attendance Rates, Data Provided by OUSD and Analysis Completed by BRG for the purposes of this report	2023 – 2024

July 24

Prepared by Bright Research Group

COMMUNITY INPUT FORUMS

6

Input Forum	Date	# of Participants
Grantee Meeting	April 19 from 10:00AM – 3:00PM	74
Grantee Survey	Administered in May 2024	78
POC Input Forum, Youth Employment Partnership (2300 International Blvd)	May 15 from 6:00 – 9:00 PM	6
Oakland Youth Commission Input Forum	May 20 from 5:00 – 7:00 PM	15
Community Webinar	June 4 from 5:00 – 6:30 PM	16
POC Input Forum, Youth Uprising (8711 MacArthur Blvd.)	June 5 from 6:00 – 9:00 PM	19
POC Input Forum, West Oakland Senior Center (1724 Adeline St.)	June 12 from 6:00 – 9:00 PM	14
Community Webinar	June 13 from 12:00 – 1:30 PM	26
Total		248

July 24

Prepared by Bright Research Group

SYSTEM STAKEHOLDER INTERVIEWS

7

1. Oakland Department of Violence Prevention
2. OUSD Expanded Learning Programs
3. Mayor's Office, Education & Community Safety
4. City Administrator's Office
5. Oakland Parks, Recreation, & Youth Development
6. Oakland Department of Economic and Workforce Development
7. Alameda County Center for Healthy Schools & Communities
8. First Five Alameda County
9. Oakland Thrives
10. Alameda County Probation
11. City Council Life Enrichment Committee Members
12. Zellerbach Foundation
13. Oakland Children's Initiative

July 24

Prepared by Bright Research Group



8

UPDATE ON OAKLAND'S YOUTH DEMOGRAPHICS

Prepared by Bright Research Group

July 24

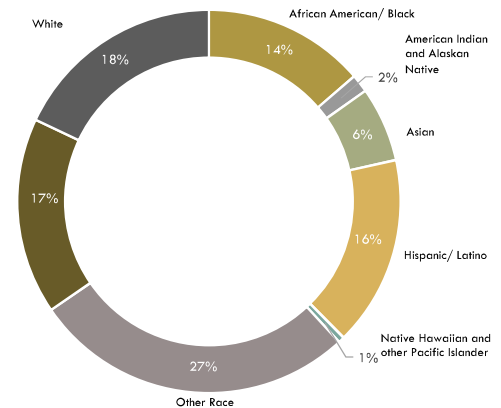
DEMOGRAPHIC DATA ON OAKLAND'S YOUTH

9

- 91,991 youth under the age of 19 in Oakland (21.3% of Oakland's total population)
- Approximately 8,165 youth are foreign-born.
- The number of young children (0-5) has decreased by 6% and the number of older teenagers (15 – 19) has increased by 9% since 2020.
- The racial/ethnic composition of youth has not changed much since 2020, with "other race" representing the plurality of youth (27%).
- One in four people experiencing poverty in Oakland are youth under the age of 17. Latino and Black youth have disproportionately higher rates of poverty.
- One in five middle and high school youth identify as a sexuality other than heterosexual. About 1% of youth identify as transgender.

July 24

Racial Identity of Youth (2022)



Source: [U.S. Census Bureau American Community Survey, Table B01001B-1, 2022 5-Year Estimates](#)

Prepared by Bright Research Group

10

HEALTHY DEVELOPMENT OF YOUNG CHILDREN (HDYC)

Support the healthy development of young children through pre-school education, school readiness programs, physical and behavioral health services, parent education and case management.

July 24



Oakland Parks, Recreation & Youth Development

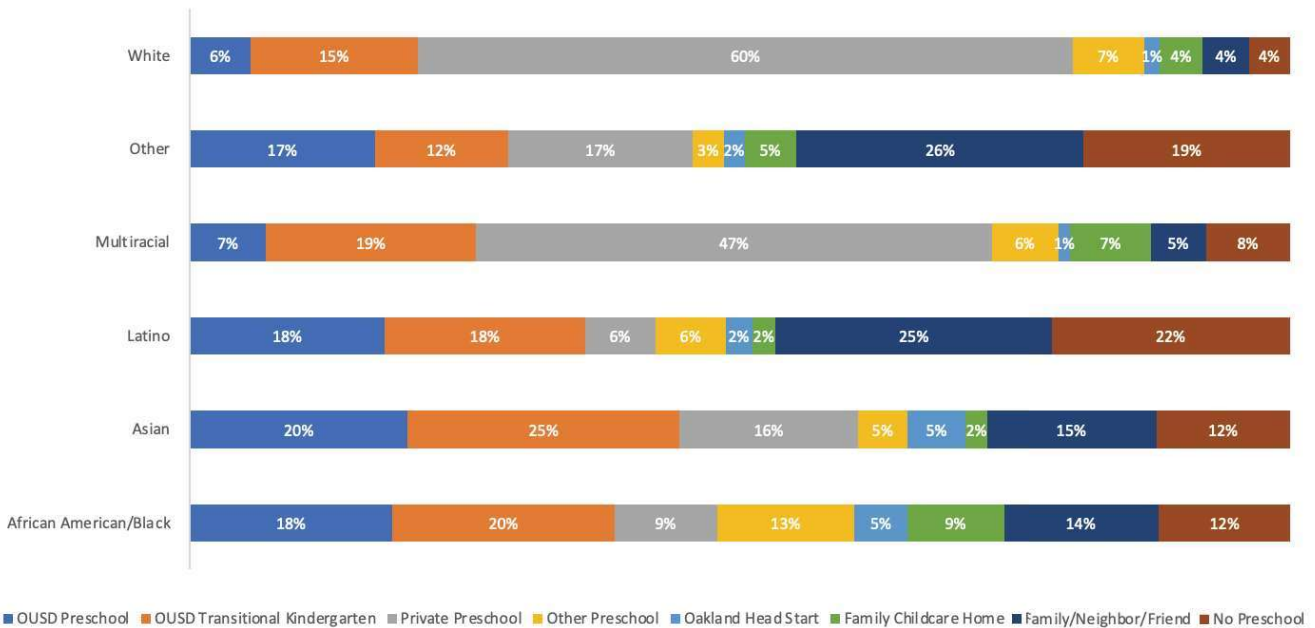
OUTLINE OF KEY INDICATORS REVIEWED FOR HYDC AREA

- **Preschool Experience**
 - By Type of School/Care
 - By Race/ethnicity
 - By Free or Reduced Lunch Status
 - By Newcomer Status
 - By Language Spoken at Home
- **Kindergarten Readiness**
 - By race/ethnicity
- **Parents self-report on key early childhood development domains**
 - Language & cognitive development domain
 - Nutrition and sleep domain
 - Talking about emotions domain

July 24

Prepared by Bright Research Group

PRECHOOL EXPERIENCE BY RACE/ETHNICITY (2023)



July 24

Source: Oakland Unified Preschool Experience Study, [2023](#)

Prepared by Bright Research Group

KINDERGARTEN READINESS, 2017 – 2023

Percentage of “On Track/ Fully Supported” on All Domains in Early Development Instrument

	2017	2020	2023
	Percentage “On Track/ Fully Supported”	Percentage “On Track/ Fully Supported”	Percentage “On Track/ Fully Supported”
African American	37%	36%	37%
Asian	51%	54%	57%
Latino	45%	35%	37%
Multiracial	52%	61%	58%
Other	41%	48%	39%
White	64%	60%	60%

Source: [OUSD Early Development Instrument, 2017-2023](#)

GOAL 1: SYSTEMS LANDSCAPE SCAN

New funding sources are expanding early child care and education in Alameda County. Measures C and AA will generate significant funds for early care and education, with a focus on increasing access and quality for low-income families and supporting young children's readiness for kindergarten.

Stakeholders emphasize the need for wraparound support services for families. While expanding early child care access is crucial, there's a recognition that families need additional support to fully benefit from these opportunities. This includes culturally competent services, mental health consultations, and parent support programs that address the unique needs of Oakland's diverse communities.

There's a demand for flexible funding and place-based initiatives. Stakeholders see OFCY as a crucial partner in providing flexible funding for promising practices and culturally responsive programs, particularly for underserved communities. Additionally, they advocate for more localized, neighborhood-focused initiatives to ensure accessibility and engagement for families with low participation rates.

Help children and youth succeed in school and graduate high school through after-school academic support and college readiness programs, arts, music, sports, outdoor education, internships, work experience, parent education, and leadership development, including civic engagement, service-learning, and arts-expression.

July 24



OUTLINE OF KEY INDICATORS FOR SSS GOAL AREA

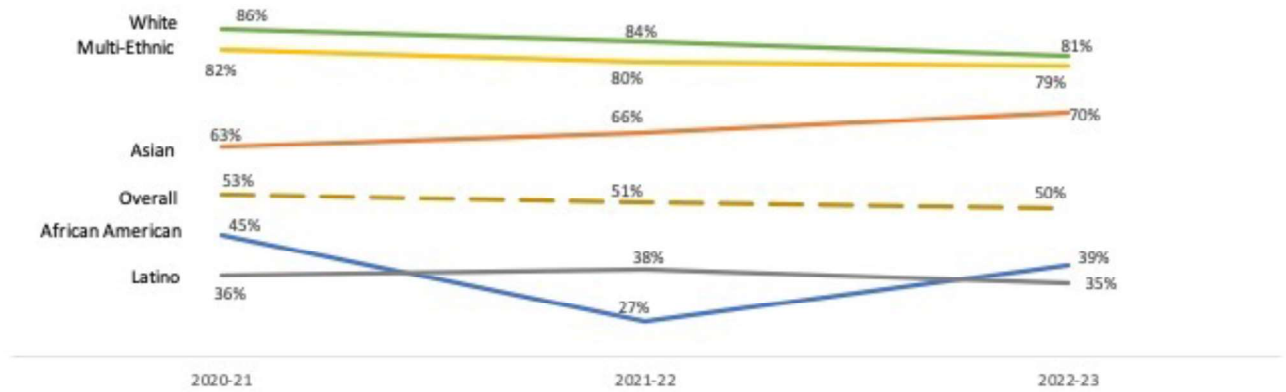
- **Enrollment in OUSD Schools (2013-2023)**
 - By District-Run & Charter Schools
 - By Race/Ethnicity (separated by District-Run & Charter Schools)
- **Reading Level (3rd grade)**
- **OUSD Students who Met or Exceeded SBAC (state-mandated testing)**
 - By Free/Reduced Lunch Status
- **Chronic Absenteeism (2017 – 2023)**
 - By Race/Ethnicity
 - By Free/Reduced Lunch Status
- **Suspensions (2019 – 2023)**
 - By Race/Ethnicity
- **Coming to Class Prepared (CHKS)**
- **School-based Afterschool Enrollment & Average Daily Attendance Rate at Title 1 Schools**
 - By Race/Ethnicity
 - By School Site
- **Parent Perceptions of Afterschool Programs**
 - By Race/Ethnicity

July 24

Prepared by Bright Research Group

THIRD GRADE READING

Percentage of OUSD Students Reading “Mid-Above” or “Early On” 3rd Grade Reading Level, 2020-2023

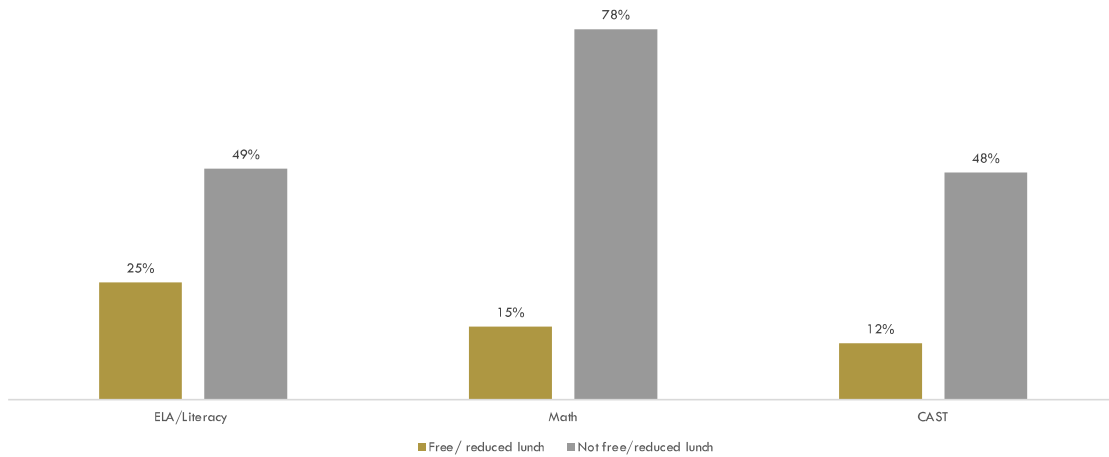


Source: [i-Ready Reading Diagnostic, 3rd Grade, 2020-2023](#)

Note: Native American and Pacific Islander youth are not represented in the figure because the sample sizes were too small to be representative of the entire population.

STATE-MANDATED TESTING BY FRL STATUS

Percentage of OUSD Students who Met or Exceeded the Standard on SBAC by Free/Reduced Lunch Status, 2021-22



Source: [SBAC Score Comparisons, 2021-22](#)

CHRONIC ABSENTEEISM

Percentage of Chronic Absenteeism in OUSD over the last 5 years

	2017-18	2018-19	2019-20	2020-21	2021-22	2022-23
Overall	15%	32%	17%	20%	45%	61%
African American	24%	44%	27%	32%	58%	71%
Asian	5%	16%	8%	8%	25%	36%
Latino	15%	34%	19%	22%	51%	67%
Multi-Ethnic	9%	23%	10%	9%	28%	52%
White	5%	17%	7%	5%	20%	48%

Source: [OUSD Attendance Group Snapshot, 2018- 2023](#)

SCHOOL-BASED AFTERSCHOOL ATTENDANCE RATE

Race/Ethnicity	Max Session Enrollment (2023 – 2024)	Average Daily Attendance Rates (ADA %)
African American	3,906	37.1%
Asian	1,396	40.6%
Filipino	77	35.9%
Latino	8,161	35.4%
Multiple Ethnicity	843	38.4%
Native American	39	21.9%
Not Reported	315	41.2%
Pacific Islander	141	31.9%
White	969	33.5%
Grand Total	15,847	36.4%

Source: Oakland Unified School District, Aeries, Afterschool Enrollment & ADA Rates 2023- 2024, Analyzed by Bright Research Group, May 2024

GOAL 2: SYSTEMS LANDSCAPE SCAN

21

- **State funding for school-based afterschool (TK-6th) has increased significantly, but youth attendance rates continue to be low.** New funding streams like the Expanded Learning Opportunities Program (ELO-P) are expanding access to afterschool programs for students in TK-6th grade, especially those who are low-income, English learners, or foster youth. However, high rates of chronic absenteeism are impacting the effectiveness of these programs. Many afterschool providers are struggling to meet their attendance targets and secure reliable funding due to lower-than-expected attendance. Additionally, there's a lack of consensus on the role and goals of afterschool programs. Some believe they should focus on academic support, while others prioritize enrichment and career readiness.
- **Mental health is a growing concern for youth, and state, county, and school systems are aligning to address these issues.** The COVID-19 pandemic has significantly increased mental health challenges among children, leading to a rise in absenteeism and behavioral issues. The state is responding with initiatives like the Children & Youth Behavioral Health Initiative (CYBHI), which aims to transform Medi-Cal funded behavioral health services for young people. CYBHI focuses on building capacity within schools to address mental health concerns, including training school staff to recognize early warning signs and providing access to services for children without formal diagnoses. This shift towards preventative care within schools is crucial for addressing the growing mental health crisis among young people.
- **Funding shifts create uncertainty for prevention-focused organizations.** The implementation of Proposition 1 (BHSA), which aims to improve behavioral health services statewide, is likely to significantly reduce funding for community-based organizations providing prevention-focused services in Oakland. This shift in funding will impact the ability of these organizations to offer vital preventative programs that support mental health and well-being. The potential loss of these services raises concerns about the future of early intervention and prevention efforts, which are essential for addressing the growing mental health challenges facing young people.

July 24


Prepared by Bright Research Group

22

YOUTH DEVELOPMENT AND VIOLENCE PREVENTION (YDVP)

Prevent and reduce violence, crime, and gang involvement among children and youth through case management, physical and behavioral health services, internships, work experience, outdoor education, and leadership development, including civic engagement, service-learning, and arts expression.

July 24



Chapter510

OUTLINE OF KEY INDICATORS FOR YDVP GOAL AREA

23

- Youth Self-Report on Protective Factors, Mental Health & Trauma (CHKS)
 - Having an Adult at School They Can Talk to About Their Problems (By Middle/High, By Race/Ethnicity)
 - Knowing Where to Go for Help with a Problem (By Middle/High, By Race/Ethnicity)
 - Seriously Considered Attempting Suicide Over the Past 12 months (By Middle/High, By Race/Ethnicity)
 - At Least One Friend or Family Member Die by Violence (By Race/Ethnicity)
 - Can Get Help From a Counselor or Therapist When Needed (By Race/Ethnicity)
 - Adults at School Help Students Resolve Conflicts Through Medication or Restorative Justice (By Middle/High, By Race/Ethnicity)
- Homeless Youth (McKinney-Vento) by Race/Ethnicity
- Juvenile Felony Arrest Rate by Race/Ethnicity
- Involvement in Student Leadership & Extracurricular Activities (By Middle/High, By Race/Ethnicity)

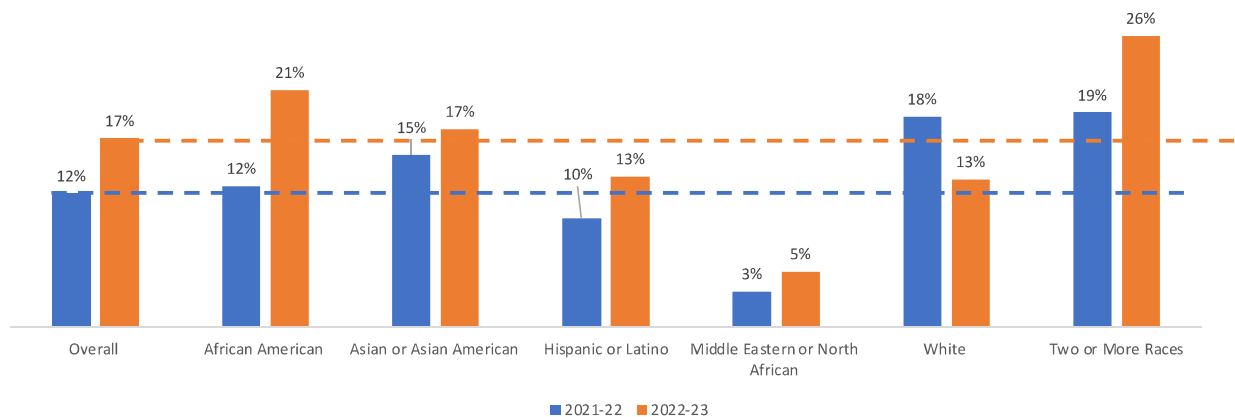
July 24

Prepared by Bright Research Group

SUICIDALITY AMONG HIGH SCHOOL STUDENTS

24

High School Students Self Reporting They Seriously Considered Attempting Suicide Over the Past 12 Months



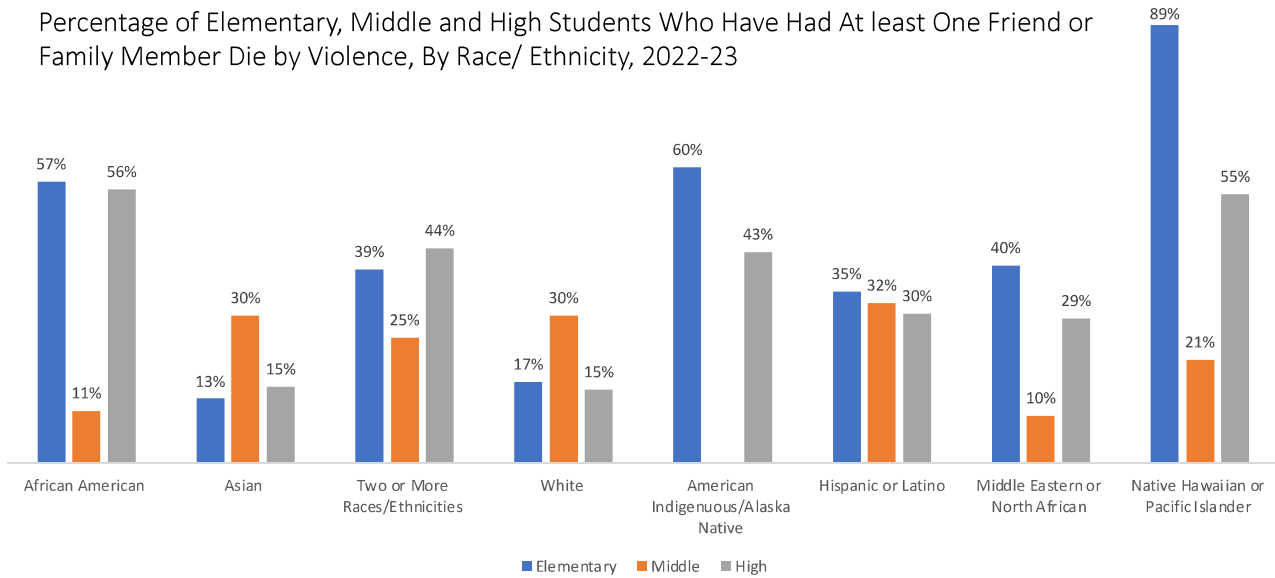
Source: [California Healthy Kids Survey, High School, 2021-23](#)

July 24

Prepared by Bright Research Group

YOUTH PROXIMITY TO VIOLENCE

Percentage of Elementary, Middle and High Students Who Have Had At Least One Friend or Family Member Die by Violence, By Race/ Ethnicity, 2022-23



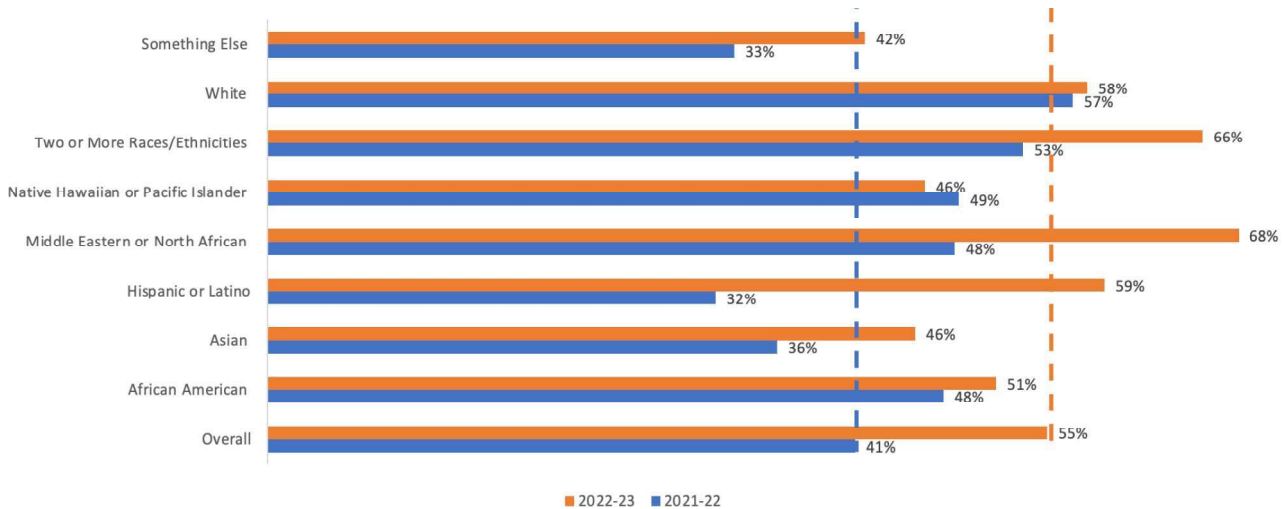
July 24

Source: [California Healthy Kids Survey, Elementary Survey Results, 2022-23](#), [California Healthy Kids Survey, Middle School, 2022-23](#) & [California Healthy Kids Survey, High School, 2022-23](#)

Prepared by Bright Research Group

PARTICIPATION IN LEADERSHIP OR EXTRACURRICULAR ACTIVITIES

Middle School Students Self-Report of Participating in Student Leadership or Extracurricular Activities At Least One time during the School Year, 2021-2023



July 24

Source: [California Healthy Kids Survey, Middle School, 2021-23](#)

Prepared by Bright Research Group

GOAL 3: SYSTEMS LANDSCAPE SCAN

27

- **Oakland has a two-pronged approach to violence prevention: immediate intervention and upstream support.** The Department of Violence Prevention (DVP) focuses on high-risk individuals involved in violence, while OFCY prioritizes upstream strategies like youth development, family support, and school engagement to prevent violence before it occurs. Experts emphasize the importance of maintaining both approaches to effectively address the issue.
- **Coordination and funding challenges exist between DVP and OFCY.** Both agencies fund organizations involved in violence prevention, leading to overlapping contracts and administrative burdens for providers. Combining or matching funding streams could improve efficiency and streamline service delivery for community-based organizations.
- **Reentry services for youth are critical to preventing recidivism and reducing violence.** With the closure of state-run youth prisons, counties will be responsible for developing release and reentry plans for youth. The DVP remains focused on working with youth who are at the center of violence, and Probation is focused on working with the reentry population. However there is a gap in targeted support for youth who are at risk of becoming involved in violence.

July 24

Prepared by Bright Research Group

28

TRANSITIONS TO ADULTHOOD (TOA)

Help youth transition to productive adulthood through case management, physical and behavioral health services, hard-skills training and job placement in high-demand industries, internships, work experience, and leadership development, including civic engagement, service-learning, and arts expression.

July 24



OUTLINE OF KEY INDICATORS FOR TOA GOAL AREA

- Graduation Rate, by Race/Ethnicity (2017 – 2022)
- A-G Completion, by Race/Ethnicity (2021 – 2023)
- Oakland Youth Ages 16-19 Disconnected from School & Work
- Youth Self-Reported Perceptions of their Futures (CHKS)
 - Believe They Will Go to College & Graduate From College (by Elementary, Middle, High)
 - Adults at School Encourage Them All or Most of the Time (By Elementary, Middle, High)
 - Someone, In or Out of School, Advised Them and Helped them Think about their Future
 - There is a Parent or Other Adult who Believes they will be a Success
 - Types of Plans They Have After High School (By Middle & High)

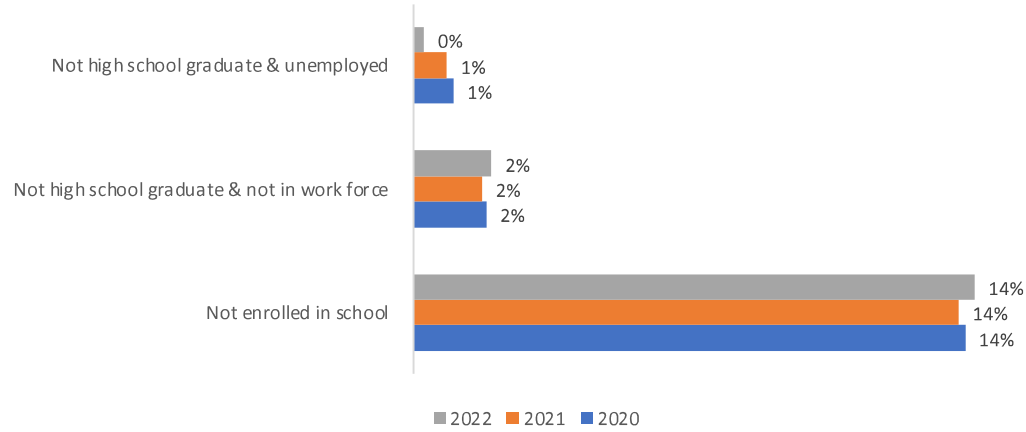
OUSD GRADUATION RATE BY RACE/ETHNICITY

	2017-18	2018-19	2019-20	2020-21	2021-22
Overall	73%	72%	72%	72%	74%
African American	75%	75%	73%	76%	81%
Asian	88%	90%	89%	89%	91%
Filipino	90%	81%	82%	71%	90%
Latino	65%	61%	65%	63%	63%
Multi-Ethnic	67%	84%	85%	82%	90%
Pacific Islander	82%	78%	78%	72%	89%
White	80%	89%	85%	83%	91%

Source: OUSD [Cohort Graduation & Dropout](#), 2017- 2022

OPPORTUNITY YOUTH

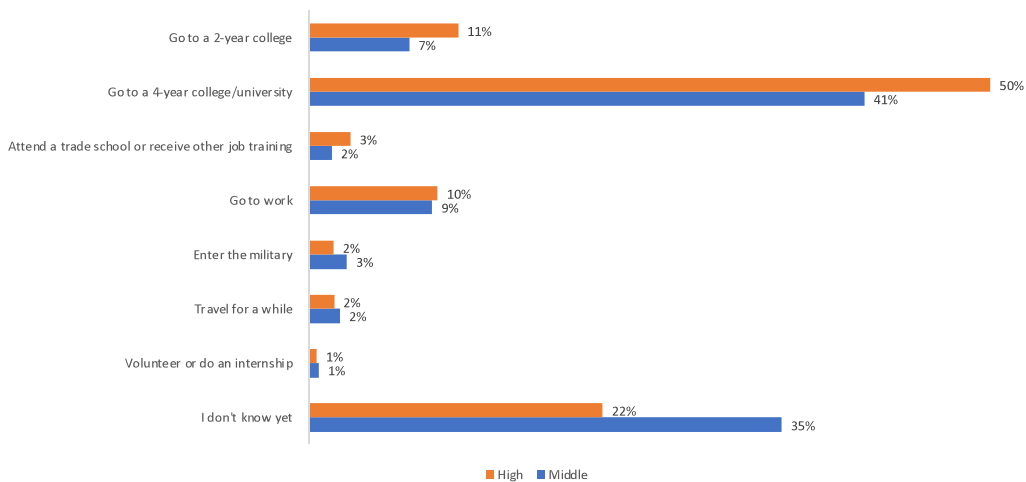
Percentage of Oakland Youth, Ages 16-19, Disconnected from School and Work, 2020-2022



Source: U.S. Census Bureau American Community Survey, Table B14005, [2020 5-Year Estimates](#), [2021 5-Year Estimates](#), [2022 5-Year Estimates](#)

YOUTH PLANS FOR THE FUTURE

Percentage of OUSD Middle and High School Students Reporting Plan After High School



Source: [California Healthy Kids Survey, Middle School, 2020-23](#) & [California Healthy Kids Survey, High School, 2020-23](#)

GOAL 4: SYSTEMS LANDSCAPE SCAN

- **Oakland is working to create clearer career pathways for youth.** Various organizations, including the Oakland Promise, OEWD, and the TAYHub, are focused on providing support and resources for young people seeking technical degrees, alternative post-secondary pathways, and entry into the workforce. There's a strong emphasis on creating a college-going culture and ensuring that all young people have access to opportunities for success.
- **Funding limitations and siloed systems present challenges.** The city faces challenges in funding youth employment programs due to restrictive federal and state funding sources, such as WIOA and JobCorps. Additionally, there's a need to break down silos between education and employment systems to create a more seamless transition for young people.
- **There's a growing call for increased financial support for transitional-age youth.** System and community stakeholders are advocating for ways to increase wages, incentives, or other forms of financial support for young people transitioning into adulthood. The movement for guaranteed income is gaining momentum, offering a potential solution to address economic challenges and create greater equity for this population.

July 24

Prepared by Bright Research Group



Safe Passages

SUMMARY OF COMMUNITY INPUT

May – June 2024

Prepared by Bright Research Group

July 24

COMMUNITY NEEDS & PRIORITIES

35

- **Shifting Demographics:** Oakland's changing demographics, with a decline in Black residents and an increase in newcomers (especially Arabic and Mam-speaking populations), highlight the need for culturally-responsive programs and bilingual staff.
- **Family Needs:** Families face significant challenges with housing insecurity, rising costs of living, and the need for culturally-specific parenting support, mental health resources, and family-friendly city spaces.
- **Youth Experience in School:** Concerns around absenteeism, learning loss, and the need for improved social skills, literacy, and transition support are prominent.

July 24



COMMUNITY NEEDS & PRIORITIES, CONTINUED...

36

- **Joy, Play, Arts & Enrichment:** There's a strong emphasis on providing opportunities for play, physical activity, arts, and creative expression to support youth's well-being and social-emotional development.
- **Violence Prevention, Mental Health, and Trauma:** Addressing violence among youth requires a trauma-informed approach, mental health resources, and strategies to improve social emotional skills.

July 24




COMMUNITY NEEDS & PRIORITIES, CONTINUED...

37

- **Youth Employment:** Youth and community members advocate for paid work opportunities, career exploration, job readiness skills, and guaranteed income programs to support youth economic independence.
- **Rise East Initiative:** A \$100 million initiative focused on supporting Black children and families in East Oakland with five key strategies. Some are calling for additional investment and focus in West Oakland.

July 24




YR Media

GRANTEE NEEDS

38

- **Workforce Shortages & Low Pay:** Community-based organizations face challenges due to workforce shortages and low wages.
- **Funding & Contract Challenges:** Organizations face difficulties with funding restrictions, contract processing, and payment delays.
- **Data Sharing, Collaboration, and Outreach:** Grantees highlight the need for improved data sharing, collaborative partnerships, and support for outreach efforts.
- **Performance-Based Pay & Afterschool Program Focus:** Afterschool providers seek a clearer focus for afterschool program outcomes and more stable funding structures.

July 24



BACR Brookfield



EBALDC

39

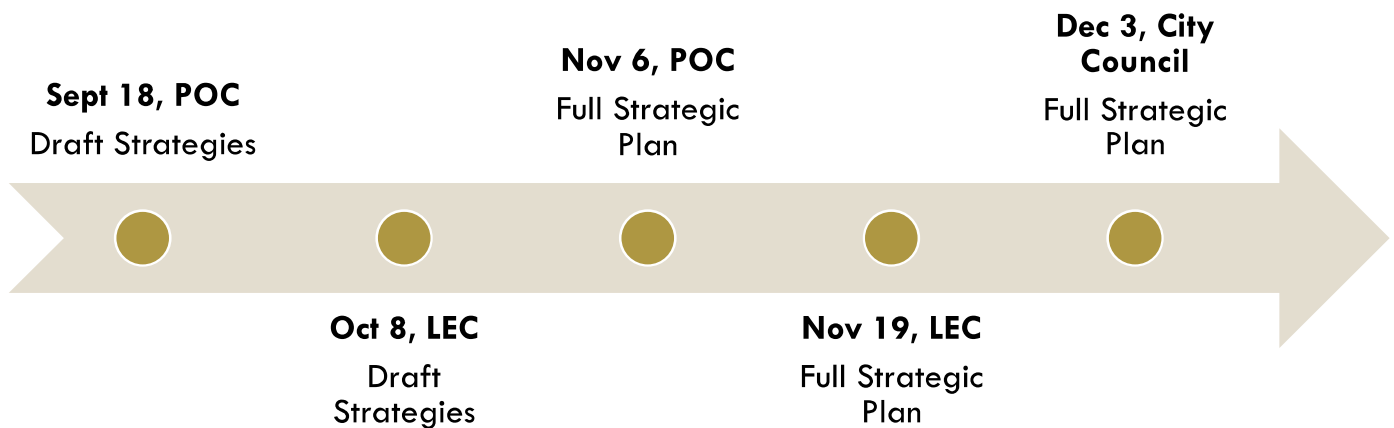
NEXT STEPS

Prepared by Bright Research Group

July 24

STRATEGIC PLAN KEY DATES (TENTATIVE)

40



July 24

Prepared by Bright Research Group



THANK YOU!

Appendix A: Community Needs Assessment Methodology & Approach

OFCY commissioned Bright Research Group (BRG) to update the existing OFCY strategic plan for the 2025-2028 period. The first phase of strategic planning is to update the community needs assessment (CNA). The goals of this process were to:

- Identify changes in indicators of health, well-being, and quality of life for children and youth within each of OFCY’s goal areas
- Identify disparities based on race/ethnicity for each of these key indicators
- Generate stakeholder and community input from community-based organizations, youth serving system partners, and community members regarding the needs of youth in Oakland, OFCY’s grantmaking approach, and OFCY’s role in supporting equitable outcomes for children and youth.

The Community Needs Assessment was designed to answer the following questions:

- How have the demographics of children and youth changed in the last three years?
- At a population level, what has changed for Oakland’s children and youth since the last strategic plan was developed in 2021? How are children and youth faring on indicators on protective factors, education, and well-being within each of the goal areas OFCY aims to address?
- How, if at all, have racial disparities on key indicators of health, well-being and quality of life changed since the last racial equity indicators analysis in 2021?
- What are the needs of children and youth within each of the goal areas and how can OFCY address those needs given its role and partnerships with other youth-serving anchor institutions in Oakland? How does grantmaking support those needs?

The table below lists the methods for updating the community needs assessment. Data gathered from each of these methods were analyzed to identify key themes and implications for OFCY’s next strategic plan.

Quantitative Data Analysis	System Partner Interviews	Community and Youth Input	Grantee Input
<ul style="list-style-type: none"> • Assessment of available and updated data since 2021 • Quantitative analysis of publicly available data within each goal area 	<ul style="list-style-type: none"> • Interviews with anchor institutions, OFCY partners, decision-makers and key institutions vested in Oakland children and youth • Review of recent research 	<ul style="list-style-type: none"> • 2 community webinars • POC input meetings in high priority districts to reach children, youth and families • Collaboration with Oakland Youth Commission and integration of YPAR results • Community survey (still open) 	<ul style="list-style-type: none"> • Grantee input meeting • Grantee surveys • POC input meetings in high priority districts

Quantitative Data Analysis

For the Community Needs Assessment, BRG analyzed publicly available quantitative data from national, state, county and city-level sources. Data was analyzed by racial and ethnic identity whenever possible to identify which groups are experiencing the greatest need within each goal area and synthesize key trends when it comes to advancing racial equity for Oakland’s children and youth. Additional demographic factors—such as indicators for income level, like Free and Reduced Lunch qualification, or newcomer status—were also used to further understand the complexities of need among Oakland’s diverse communities.

The U.S. Census Bureau’s American Community Survey (ACS) data were analyzed for Oakland’s youth and adult population demographics. BRG also analyzed data from Oakland Unified School District (OUSD) public dashboards which provided aggregated level data on student assessments, early childhood education, school attendance and discipline, enrollment, post-secondary readiness and school health, culture and climate. Early childhood data were analyzed from the OUSD Preschool Experience Study and Early Development Instrument. Assessment data from the i-Ready Reading and Smarter Balanced Assessment were analyzed to measure student academic outcomes at OUSD. Data on A-G completion and graduation were analyzed to assess students’ college and career readiness in Oakland. Youth responses from the California Healthy Kids Survey (CHKS) were analyzed to measure how youth described their environment, wellness and goals. Parent responses on the CHKS and the Childhood Experiences Questionnaire (CHEQ) data were also analyzed to assess parent’s and caregiver’s perception of their child’s needs and strengths.

Data Source	Years
U.S. Census Bureau American Community Survey	5-Year Estimates for 2020, 2021, 2022
OUSD Public Reports & Dashboards	2013 – 2023
California Healthy Kids Survey-- Middle School & High School	2021 – 2022, 2022 - 2023
KidsData, Juvenile Felony Arrest Rate, by Race/Ethnicity	2020
OFCY Overview Data on Youth & Adult Participants Reached	2022 – 2023
OUSD Afterschool Average Daily Attendance Rates, Data Provided by	2023 – 2024
OUSD and Analysis Completed by BRG for the purposes of this report	

Landscape Scan & Key Informant Interviews with System Partners

OFCY partners with other city and county agencies and departments to strengthen the ecosystem of supports for children and youth and support their equity goals. BRG conducted 13 key informant interviews with system partners and leaders of agencies that serve Oakland’s children, youth and families to better understand priorities of other stakeholder investments in each of OFCY’s goal areas and to identify opportunities for OFCY to deepen its partnership with agencies working to address population level inequities in Oakland. The interviews took place virtually in April and May 2024.

The goal of the interviews was to scan the landscape of children, youth, and family services in Oakland, and to identify key changes and trends in this landscape since OFCY completed its last CNA. The interviews and associated landscape scan were guided by the following questions:

- How can OFCY align with and support the efforts of anchor, youth-serving institutions in Oakland to advance racial equity and strengthen supports for children and youth in Oakland?
- What is the role of OFCY within the ecosystem of funders and what are the benefits and tradeoffs of this role, particularly when it comes to advancing equity and measuring its impact?
- What gaps are there in the landscape, and what opportunities does OFCY have to fill them?
- What feedback do system partners and agency leaders have for OFCY regarding its grantmaking strategy and approach to addressing the needs of children and youth?

Table 1. Interviews Completed with System Partners & Funders

- | | |
|---|--|
| 1. Oakland Department of Violence Prevention | 8. First Five Alameda County |
| 2. OUSD Expanded Learning Programs | 9. Oakland Thrives |
| 3. Mayor’s Office, Education & Community Safety | 10. Alameda County Probation |
| 4. City Administrator’s Office | 11. City Council Life Enrichment Committee Members |
| 5. Oakland Parks, Recreation, & Youth Development | 12. Zellerbach Foundation |
| 6. Oakland Department of Economic and Workforce Development | 13. Oakland Children’s Initiative |
| 7. Alameda County Center for Healthy Schools & Communities | |

Community & Youth Input

BRG developed a flyer for community and youth outreach opportunities, and translated it into Spanish, Arabic, Chinese, Vietnamese, and Mam (audio translation). OFCY distributed the translated flyers widely through multiple channels. Grantees were encouraged to invite community residents and/or current program participants. The POC distributed the flyers to their own personal networks and to a targeted list of organizations in Oakland that serve youth. City Council and the Mayor’s Office were also asked to distribute the flyers.

Virtual Community Webinars

BRG hosted two virtual community webinars to gain insight directly from Oakland residents on the strengths and needs of Oakland’s children and youth. Community webinars were focused on hearing from residents, community leaders, youth, and staff from nonprofit agencies. The webinars included break out groups where participants provided their feedback on the strengths and needs of Oakland’s children and youth, particularly those youth living in high stress neighborhoods and those most impacted by social and economic inequities.

POC-Hosted Input Sessions

In May and June, The Public Oversight Commission (POC) hosted three of their meetings in community-based locations in Deep East Oakland, Fruitvale, and West Oakland. By placing these POC input sessions in the community, OFCY aimed to ensure that communities from these neighborhoods were able to participate in the strategic planning process. The meetings were structured as input forums where youth and community members were invited to answer the guiding questions for the community needs assessment process, as listed above.

Oakland Youth Commission

BRG attended a meeting of the Oakland Youth Commission on May 20, where a facilitated discussion was held with the Youth Commissioners on each of OFCY’s goal areas. Youth Commissioners provided input on the strengths, opportunities, aspirations, and results of each of OFCY’s goal areas.

In addition, the Oakland Youth Commission has engaged Youth Leadership Institute (YLI) to facilitate a youth participatory action research project on youth employment and career exposure. A subcommittee of OYC members are conducting the YPAR, which involves a survey to 150 Oakland youth. Data analysis will be completed later this summer. BRG will coordinate with YLI and the OYC to integrate the results into the strategic planning process.

Community Input Survey

In order to increase community participation in the strategic planning process, BRG developed a community survey. OFCY and BRG are working to distribute the community survey broadly. Results will be analyzed and shared as an appendix to this report. The results will guide the strategy development process this year. The survey can be accessed at this link: <https://survey.alchemer.com/s3/7858012/2024-OFCY-Community-Input-Survey>.

Grantee Input

Grantees have important insight to offer regarding the needs of children and youth, what is changing for young people and strategies they are implementing to advance racial equity through the services and supports they provide. The key methods include:



What's for changed and children in Oakland last over the last 3 years?

What supports are critical to your children and family?

OFCY
OAKLAND FUND FOR CHILDREN & YOUTH

WANTS TO HEAR FROM YOU!

Attend one of these input sessions to inform the next strategic plan + funding priorities!

- 01 WEDNESDAY MAY 15TH - IN PERSON**
6pm-9pm
Youth Employment Partnership (2300 International Blvd)
- 02 TUESDAY JUNE 4TH- ONLINE**
Interpretation will be offered in the following languages if signups are received by **May 30th**: Arabic, Cantonese, English, Mam, Spanish, Vietnamese
5pm-6:30pm
Register for Zoom link:
[TINYURL.COM/OFCY-JUNE4-COMMUNITY-WEBINAR](https://tinyurl.com/ofcy-june4-community-webinar)
- 03 WEDNESDAY JUNE 5TH - IN PERSON**
6pm-9pm
Youth Uplifting (8771 MacArthur Blvd)
- 04 WEDNESDAY JUNE 12TH - IN PERSON**
6pm-9pm
West Oakland Senior Center (1724 Adeline St)
- 05 THURSDAY JUNE 13TH - ONLINE**
12pm-1:30pm
Register for Zoom link:
[OFCY-JUNE13-COMMUNITY-WEBINAR.EVENTBRITE.COM](https://ofcy-june13-community-webinar.eventbrite.com)

Community Based Partners: If you have questions contact training@brightresearchgroup.com

BRIGHT RESEARCH GROUP

Grantee Meeting

OFCY and BRG hosted a half-day grantee meeting on April 19, 2024, to solicit grantee feedback and input on needs and strategies, foster relationships between OFCY grantees, and communicate OFCY’s vision and partnership approach. Seventy-four individuals who work for Oakland’s community-based organizations attended the meeting. BRG provided an overview of the strategic planning process, promoted additional input opportunities where community members and youth could participate, and facilitated breakout groups by OFCY goal area to have focused discussions on strengths, opportunities, racial equity indicators, and grantmaking approaches in OFCY’s body of work.

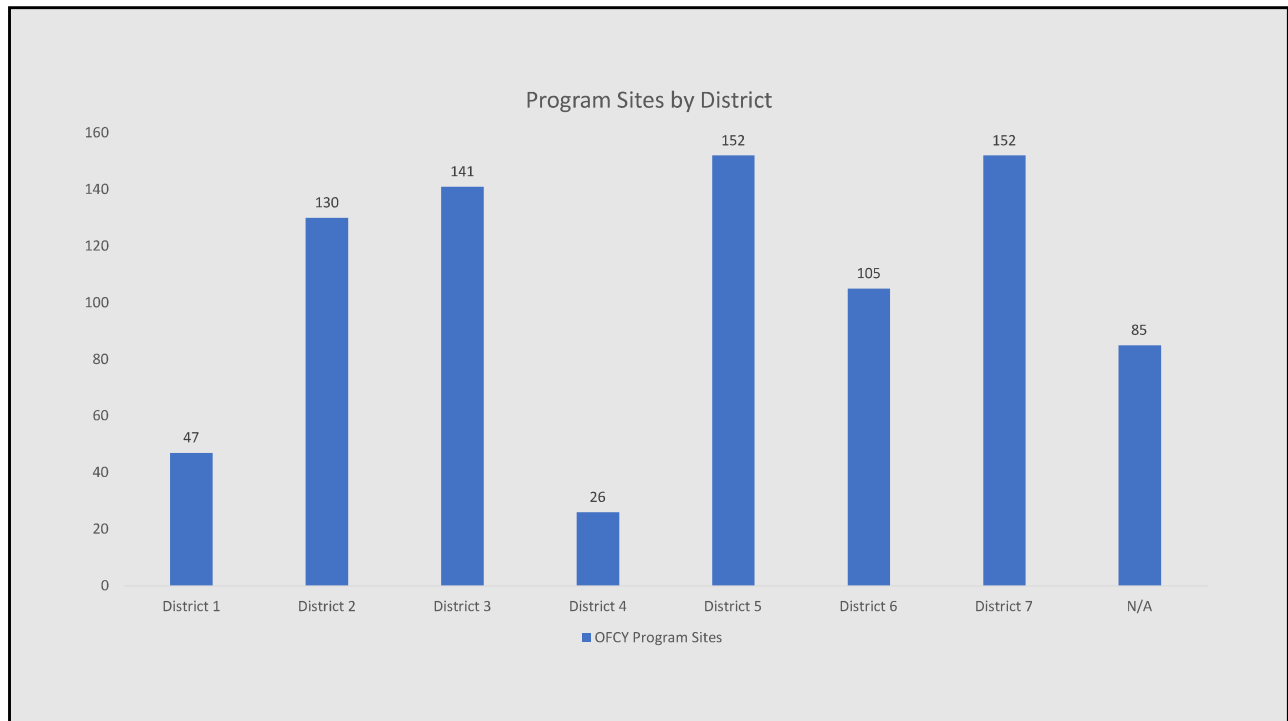
Grantee Surveys

A survey was disseminated to current OFCY grantees to gather grantee perspectives and input in an anonymous setting. In total, 78 individuals completed the survey. The survey asked about strengths and challenges of programming in each goal area; feedback on grantmaking structure; perceptions of youth participation and needs; and ideas on how OFCY could infuse a racial equity perspective into their grantmaking approach.

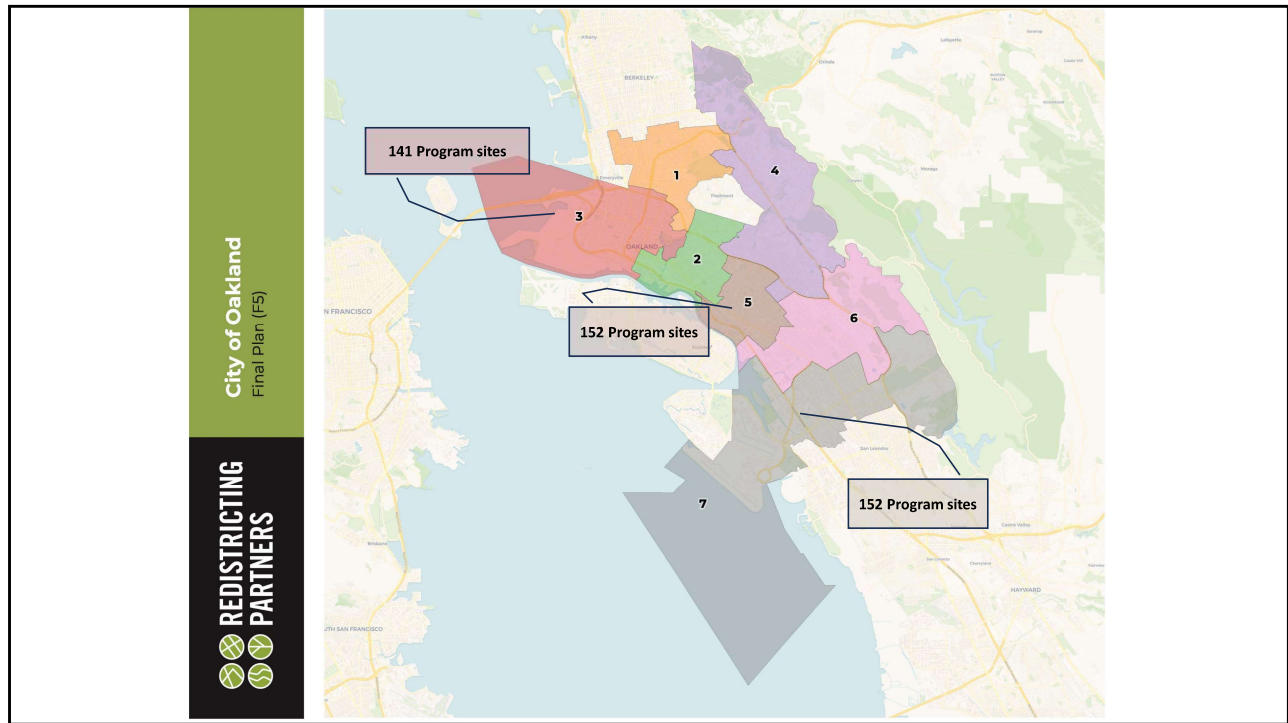
Community Input Forums	Date	# of Participants
Grantee Meeting	April 19 from 10:00AM – 3:00PM	74
Grantee Survey	Administered in May 2024	78
POC Input Forum, Youth Employment Partnership (2300 International Blvd)	May 15 from 6:00 – 9:00 PM	6
Oakland Youth Commission Input Forum	May 20 from 5:00 – 7:00 PM	15
Community Webinar	June 4 from 5:00 – 6:30 PM	16
POC Input Forum, Youth Uprising (8711 MacArthur Blvd.)	June 5 from 6:00 – 9:00 PM	19
POC Input Forum, West Oakland Senior Center (1724 Adeline St.)	June 12 from 6:00 – 9:00 PM	14
Community Webinar	June 13 from 12:00 – 1:30 PM	26
Total		248

DRAFT FY23-24 Summary Statistics

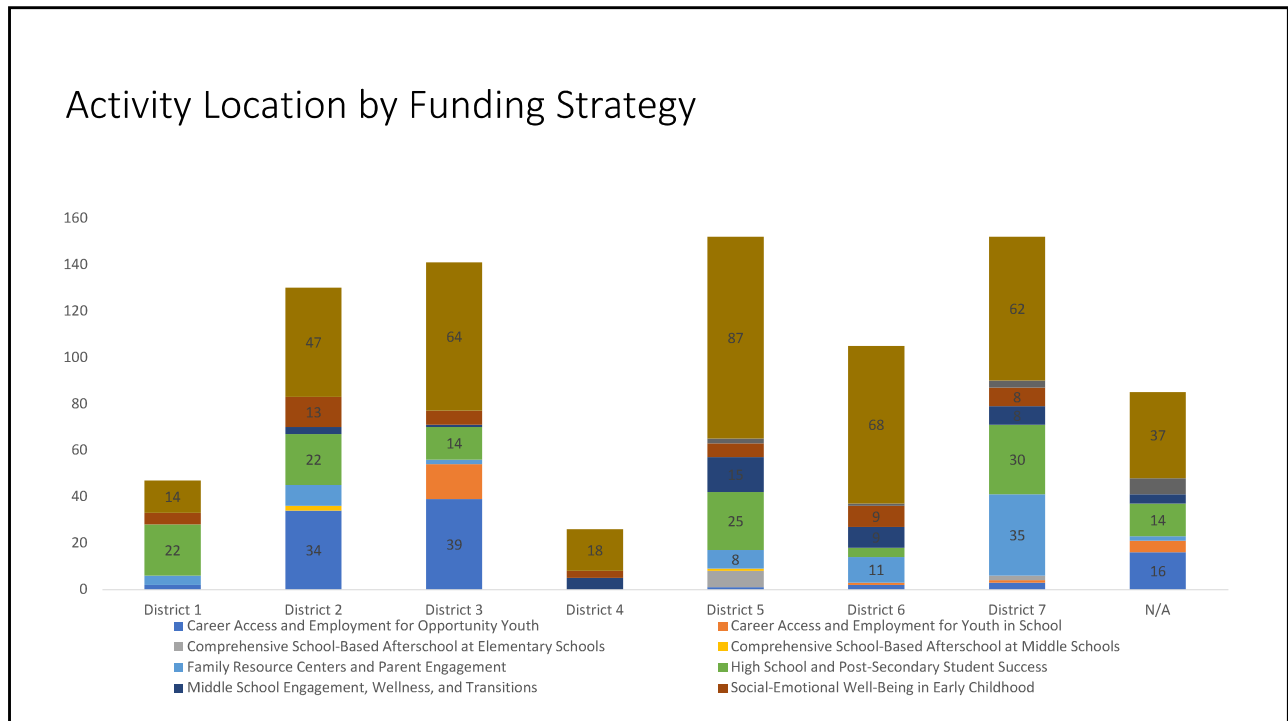
1



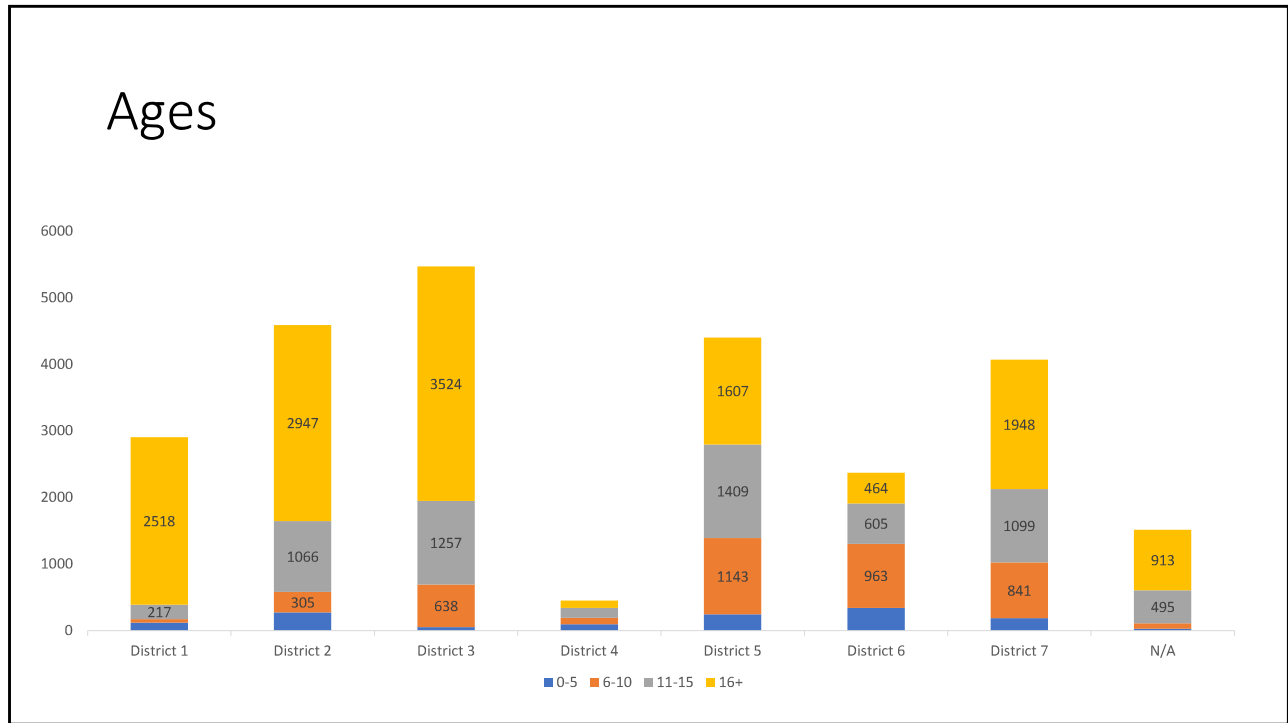
2



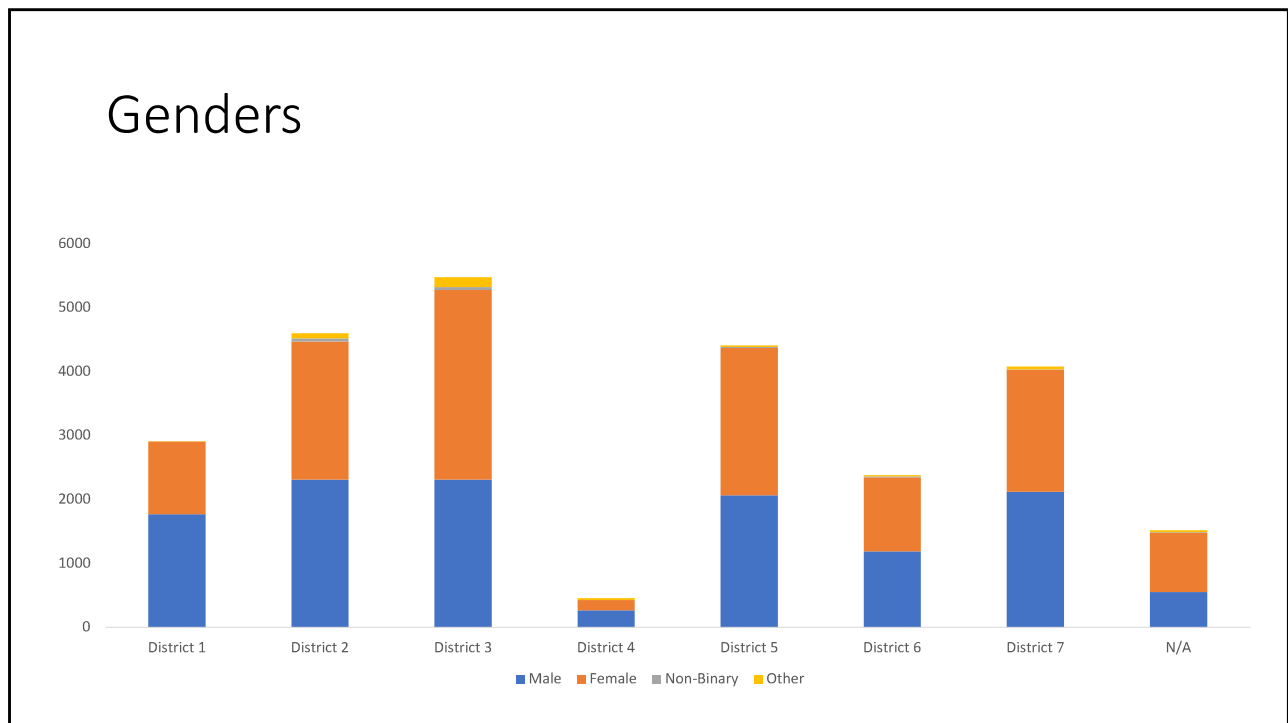
3



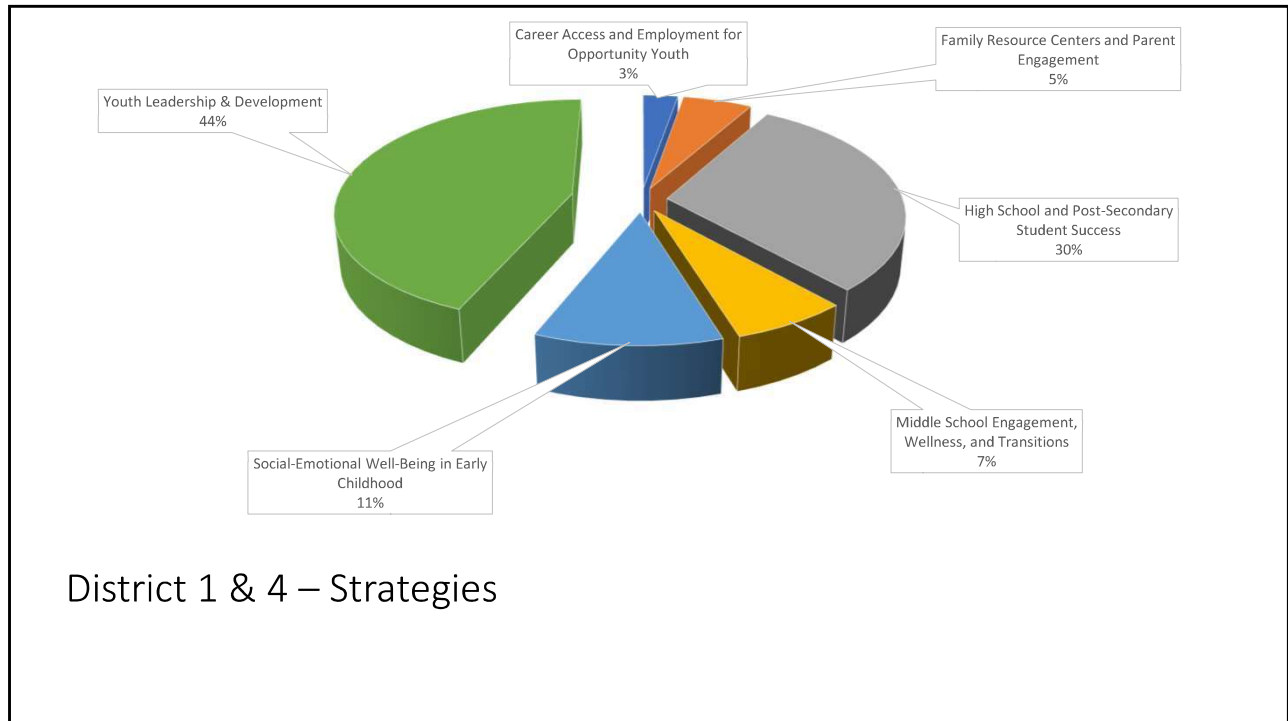
4



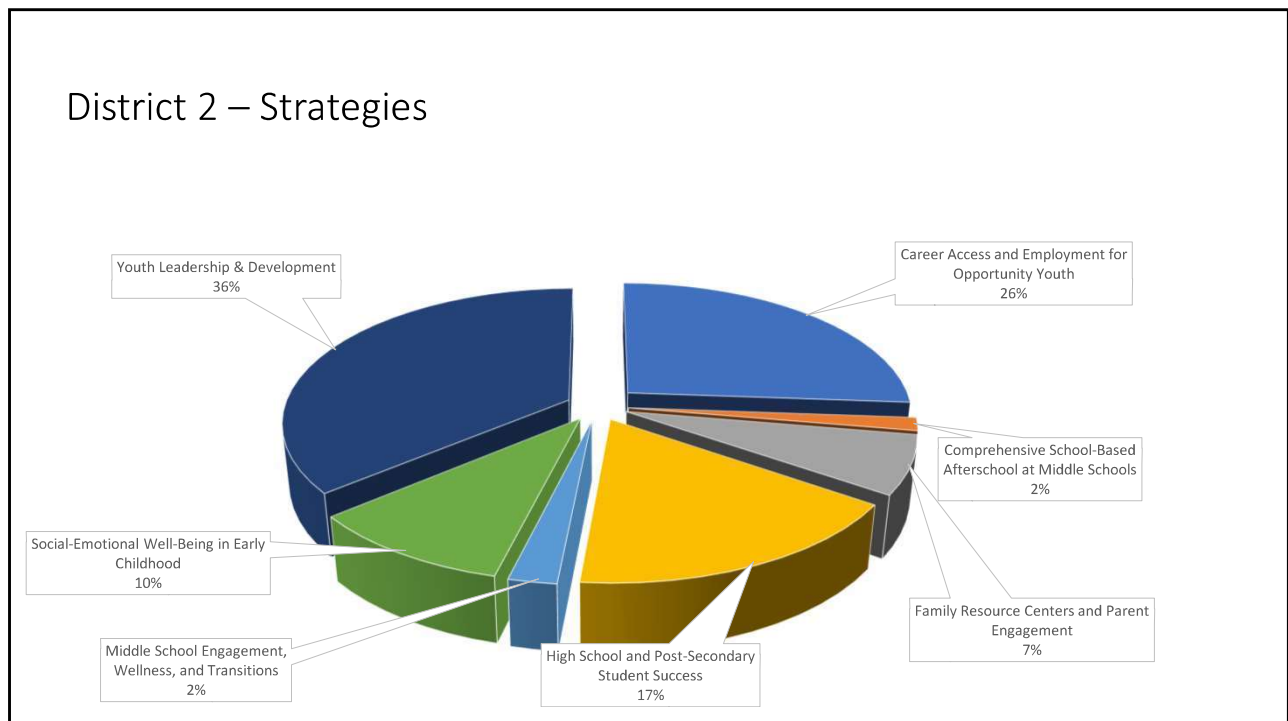
5



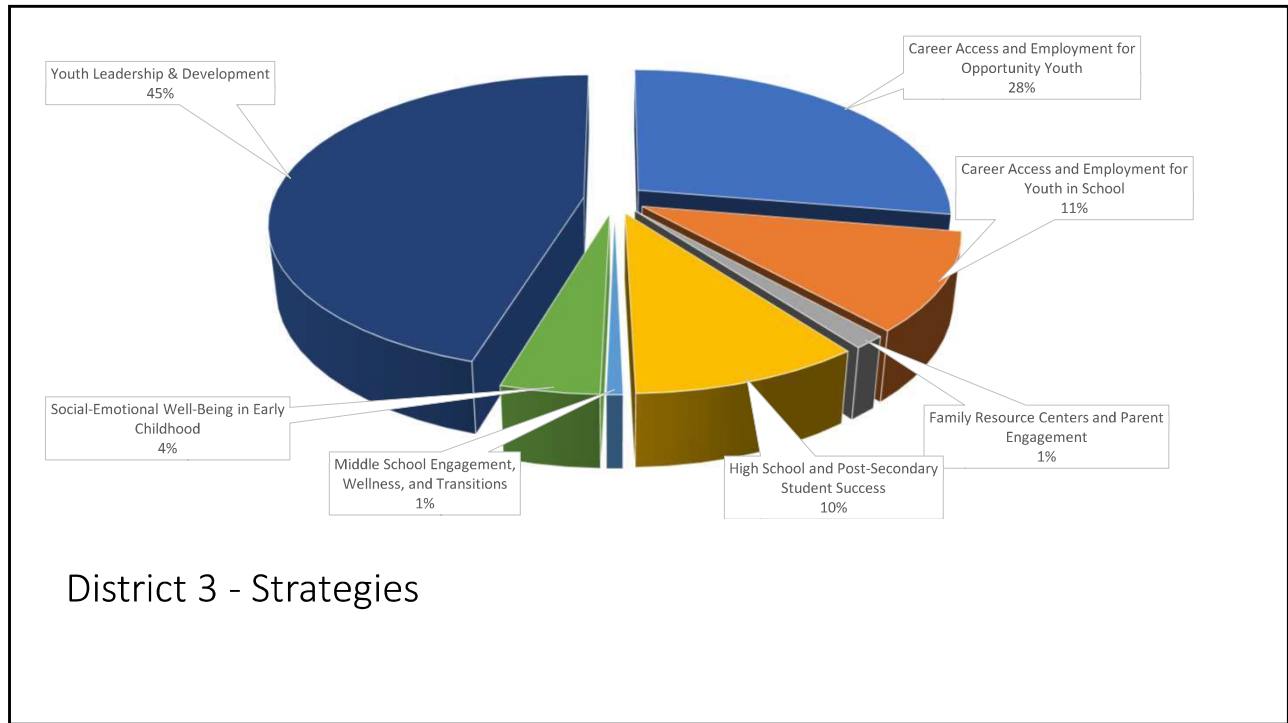
6



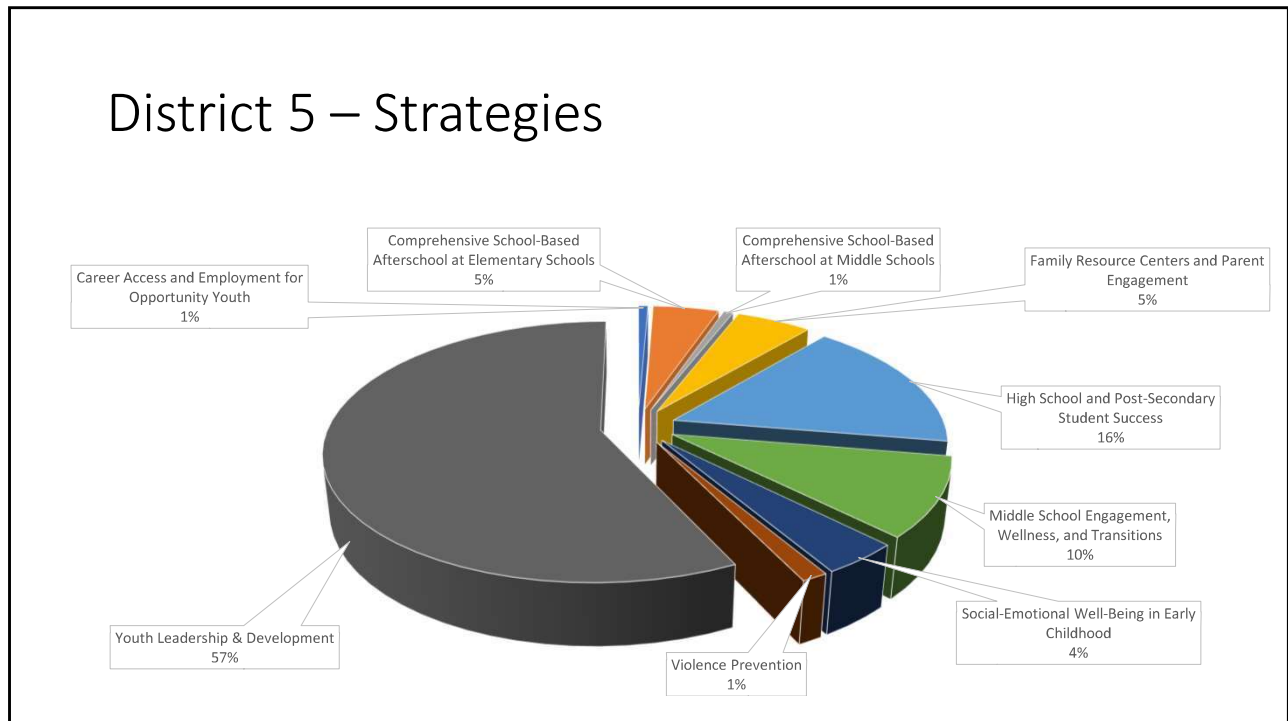
7



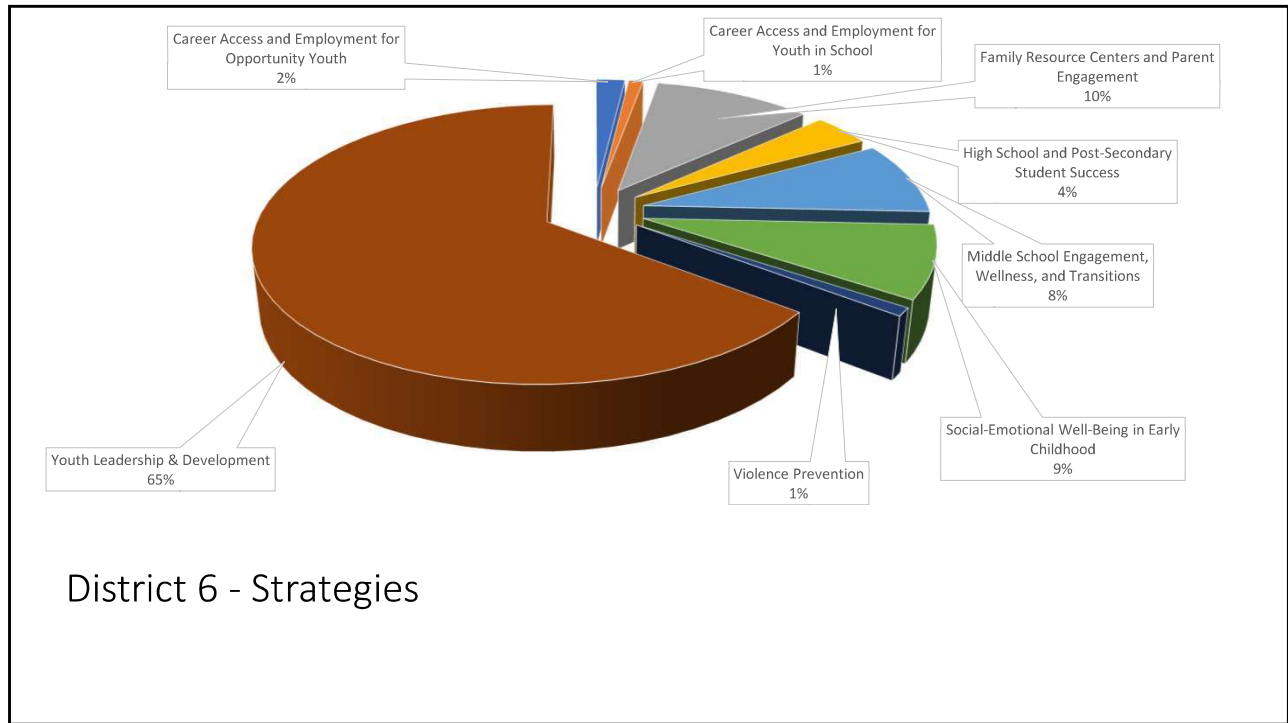
8



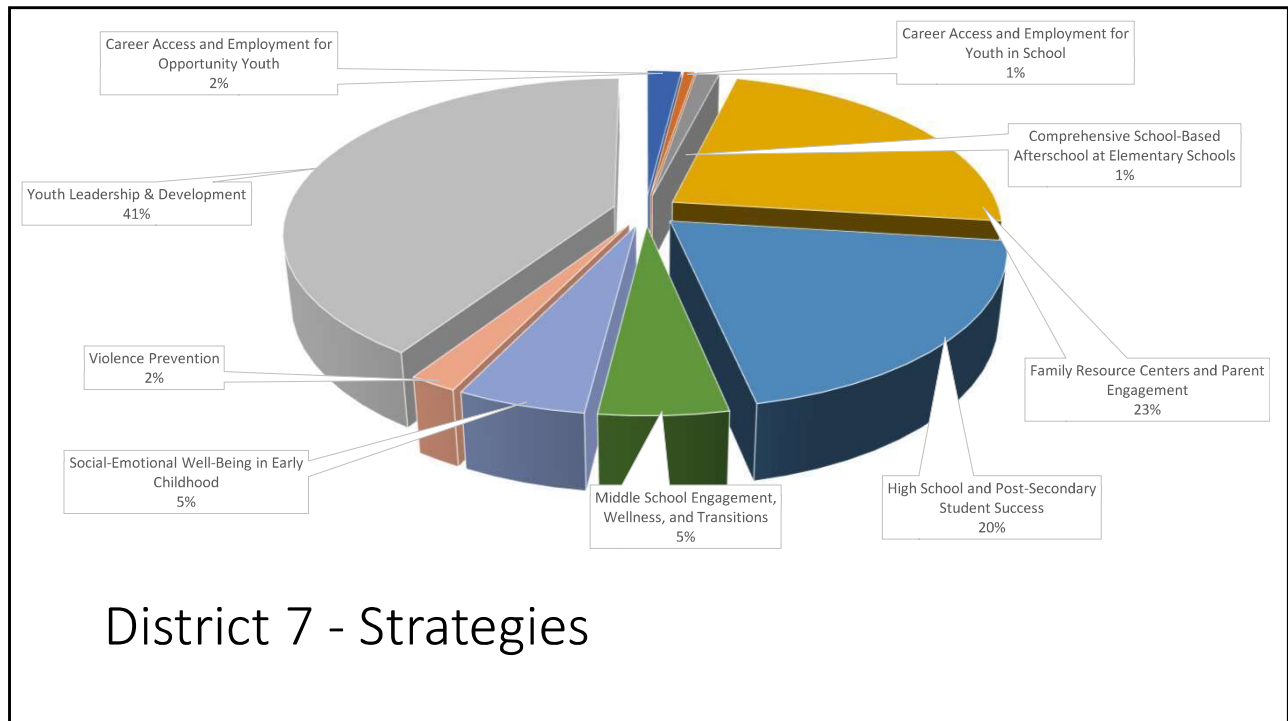
9



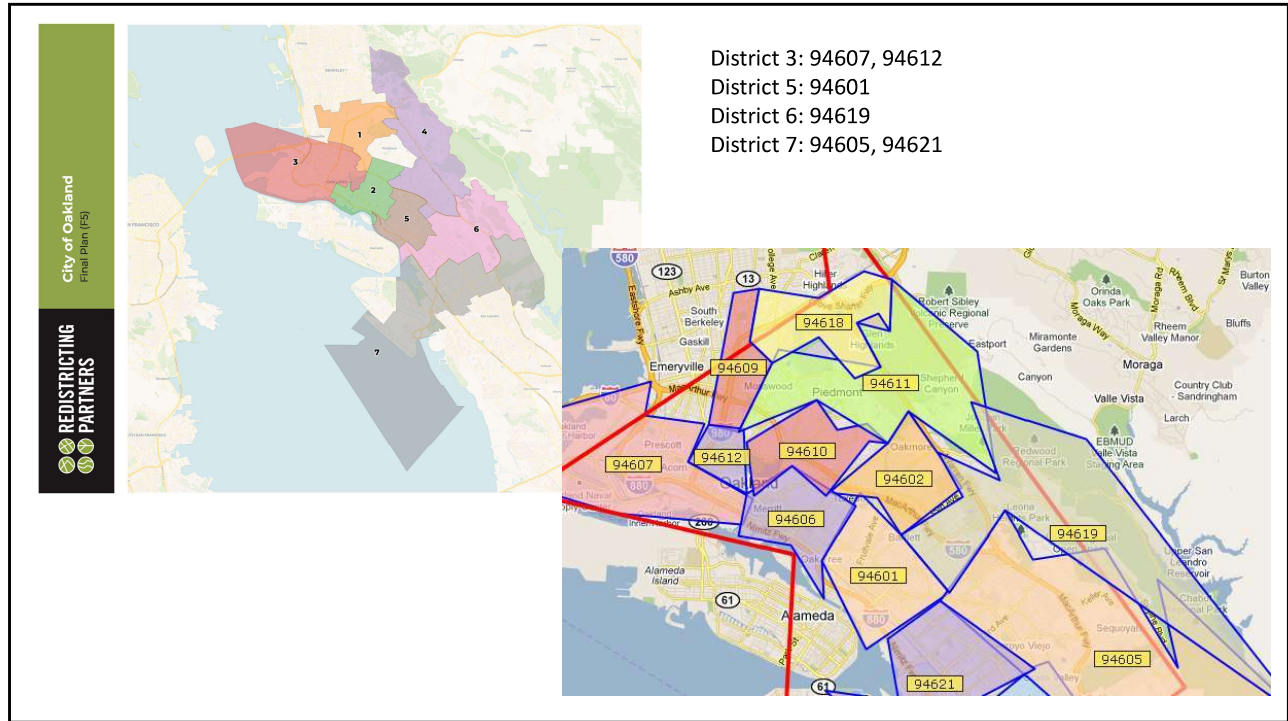
10



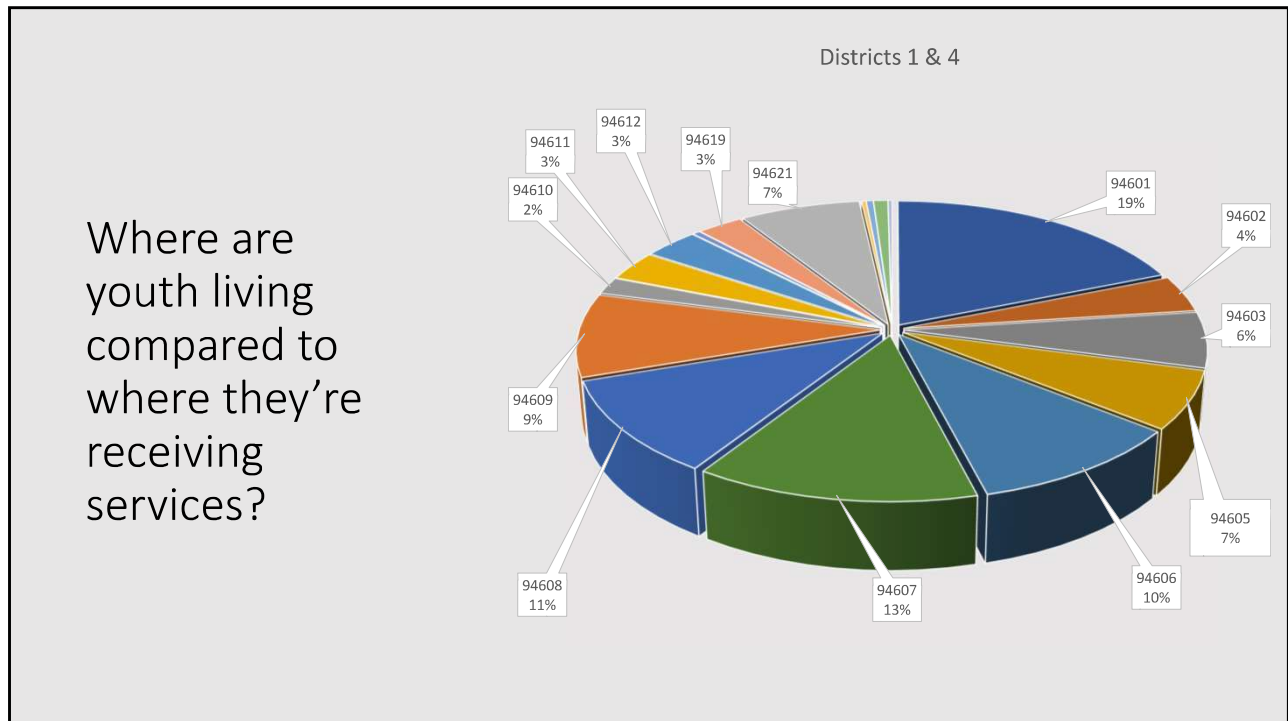
11



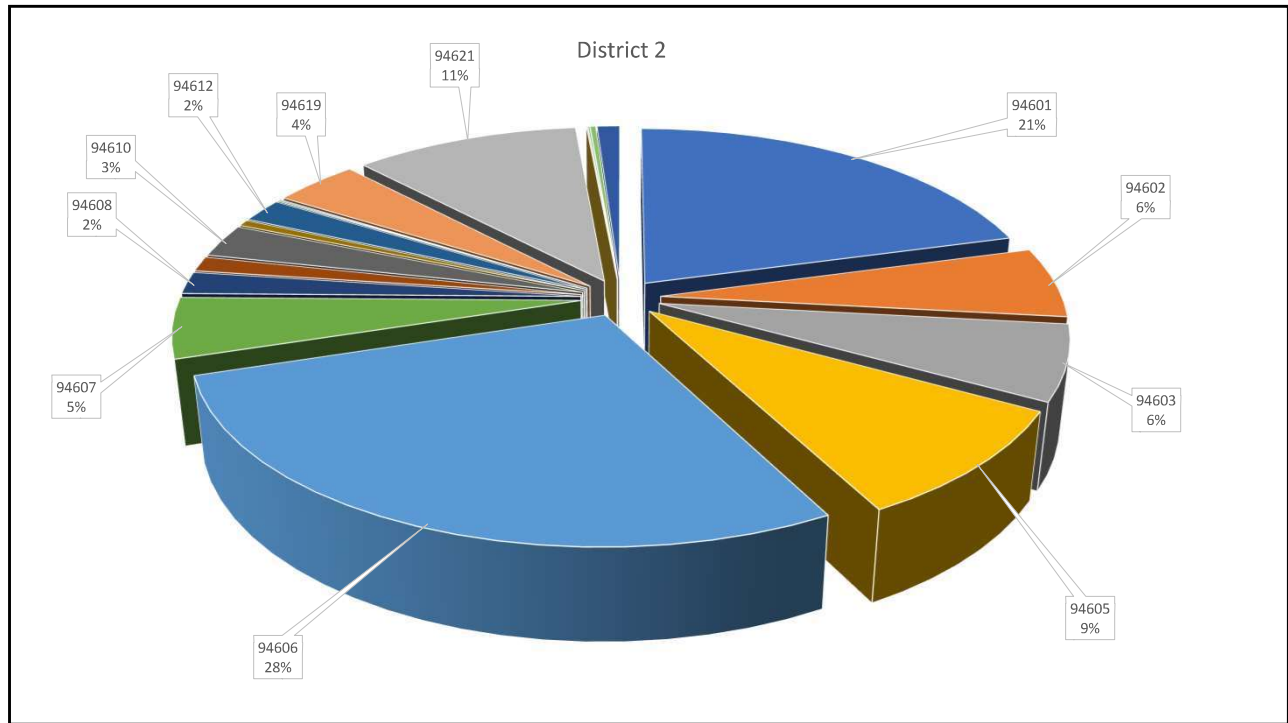
12



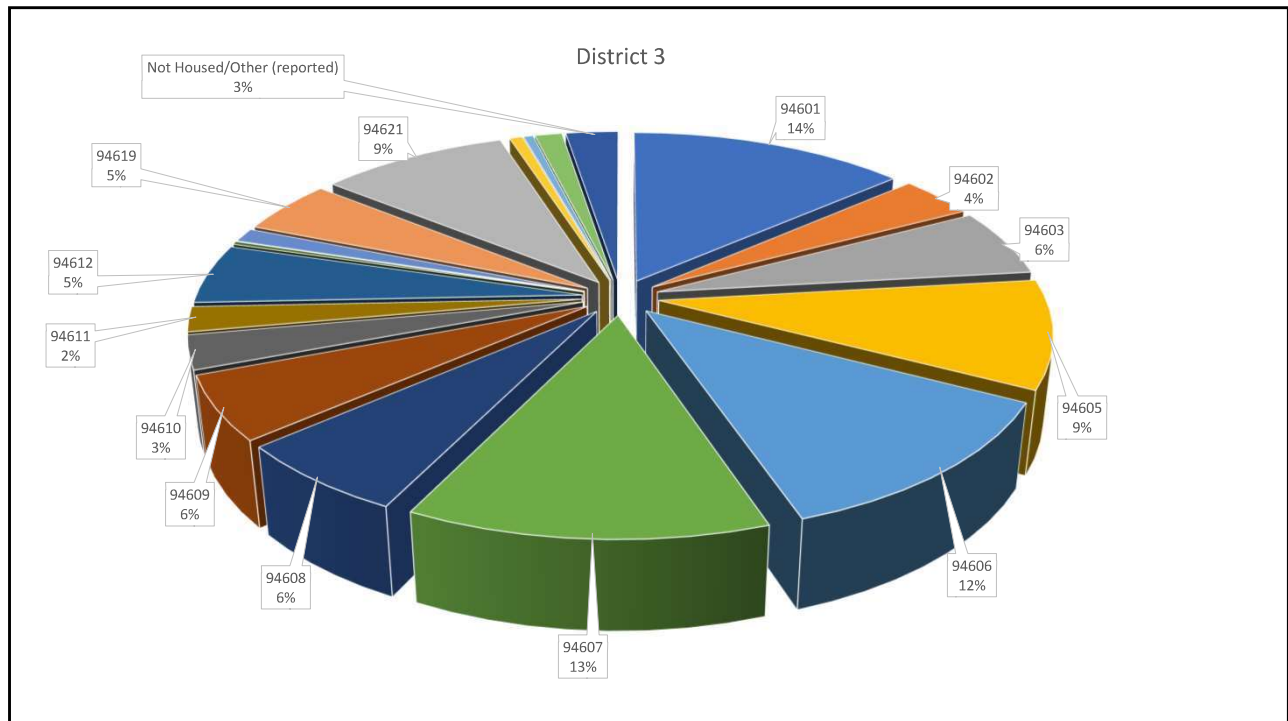
13



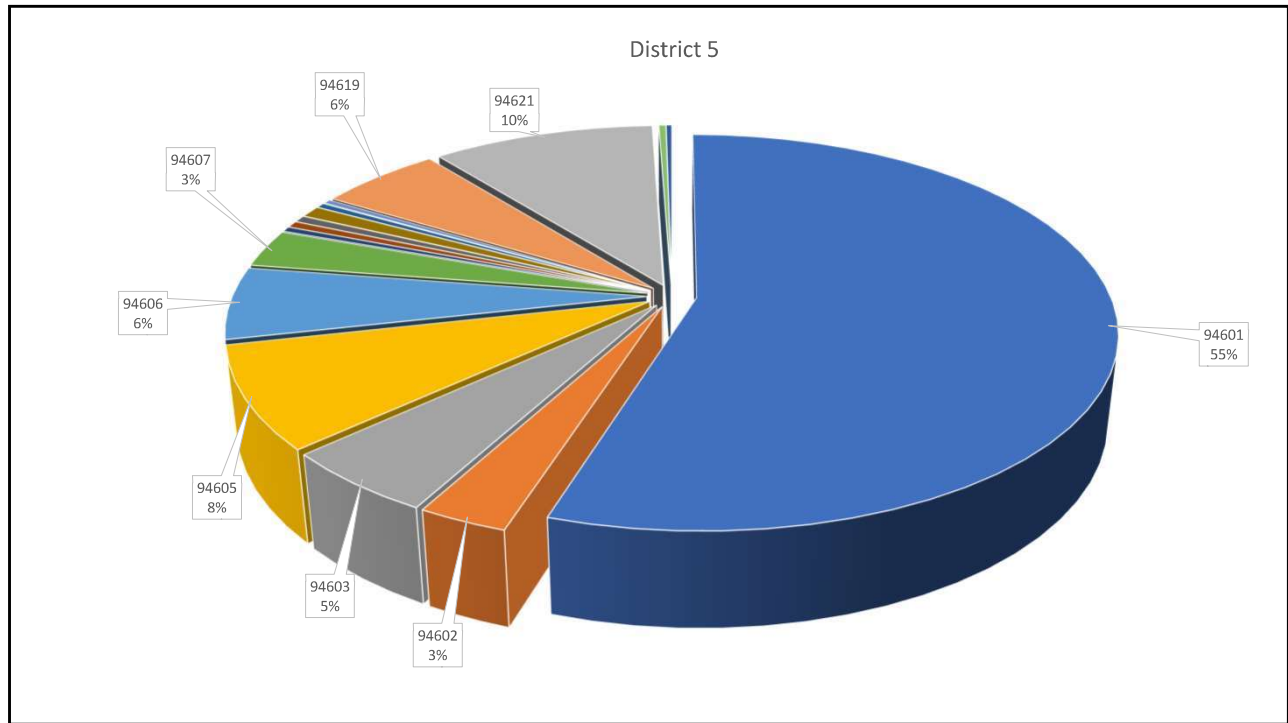
14



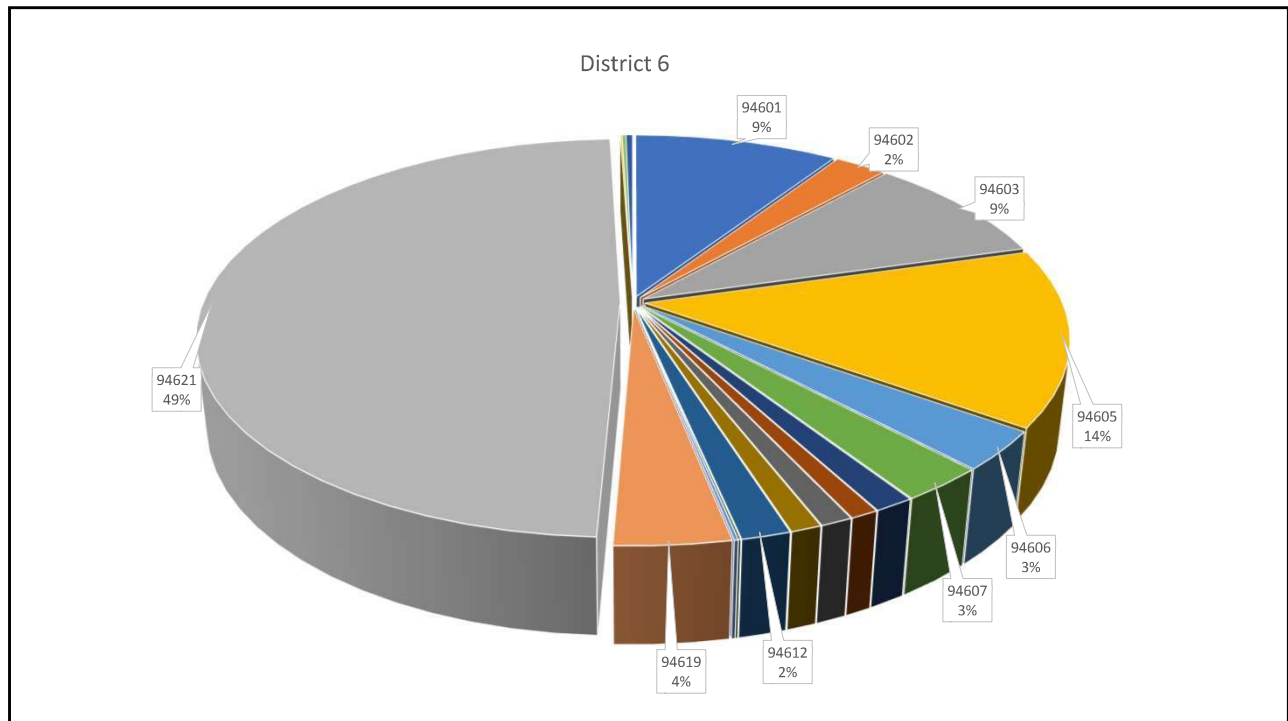
15



16



17



18

