

# BREATHE WITH ME BARBIE®



Take a breath, relax and color with me.




*Barbie*

# CREATE 4 DIFFERENT MOODS


Draw in a face, then color, and write down the matching feeling below.




---



---



---



---

*Barbie*<sup>™</sup>

# BE MINDFUL WITH BARBIE® & HER FRIENDS


Take a breath, relax and color.



Barbie

# BRINGING YOU SMILES DIRECTLY FROM THE BARBIE® DREAMHOUSE

Can you name Barbie's five friends shown below?  
Then color in for some fun!

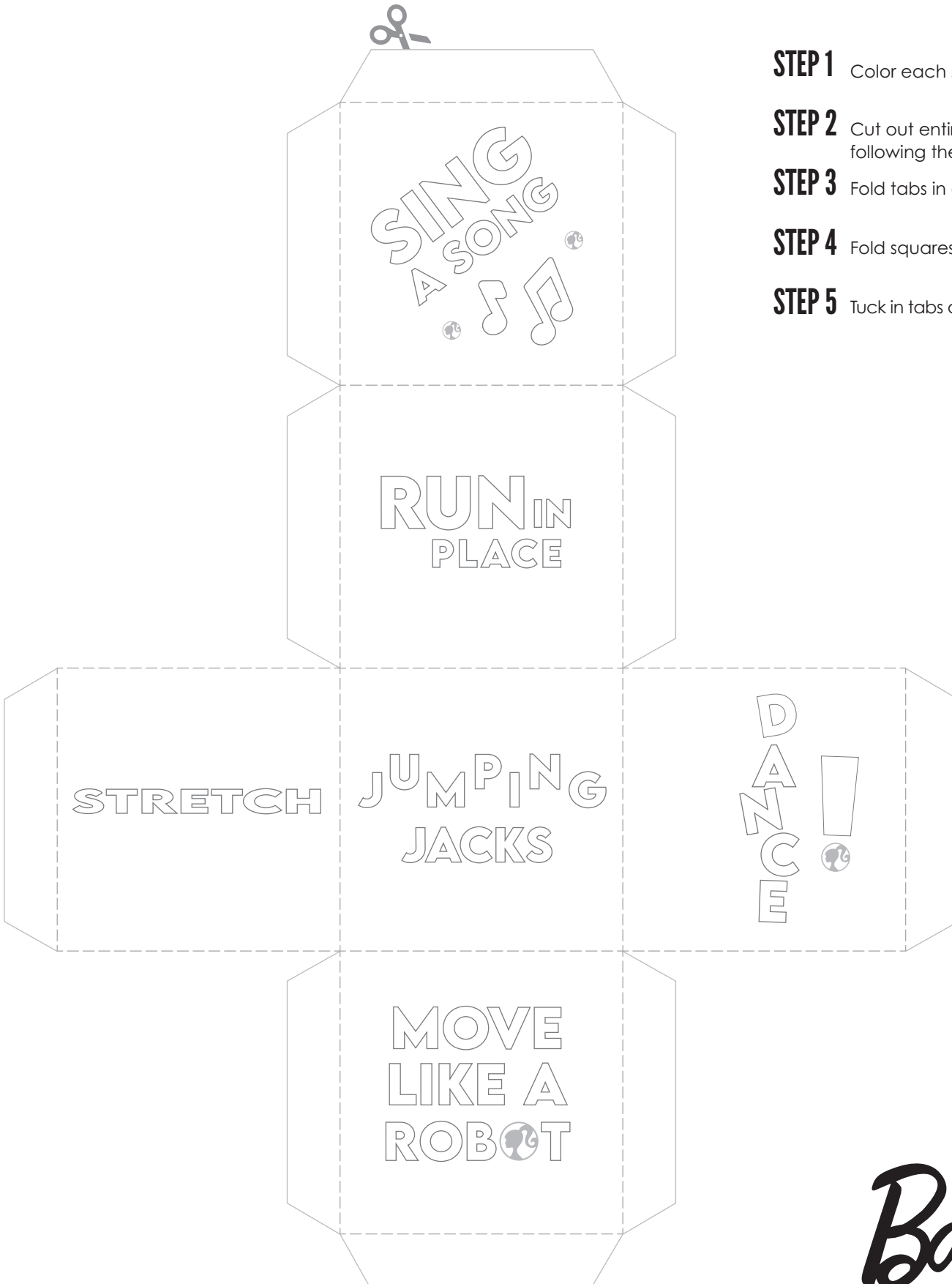


1. \_\_\_\_\_
2. \_\_\_\_\_
3. \_\_\_\_\_
4. \_\_\_\_\_
5. \_\_\_\_\_

*Barbie*™

# GET ACTIVE WITH BARBIE®

Show Barbie what you can do by rolling this playful activity cube.



**STEP 1** Color each square

**STEP 2** Cut out entire shape by following the solid line

**STEP 3** Fold tabs in along the dotted lines

**STEP 4** Fold squares in to create a cube

**STEP 5** Tuck in tabs and fasten with tape

*Barbie*™

# SHARE A LITTLE BARBIE® SUNSHINE

Make someone smile today, send them a message to say "hello".

**STEP 1** Write or draw a little message in the center

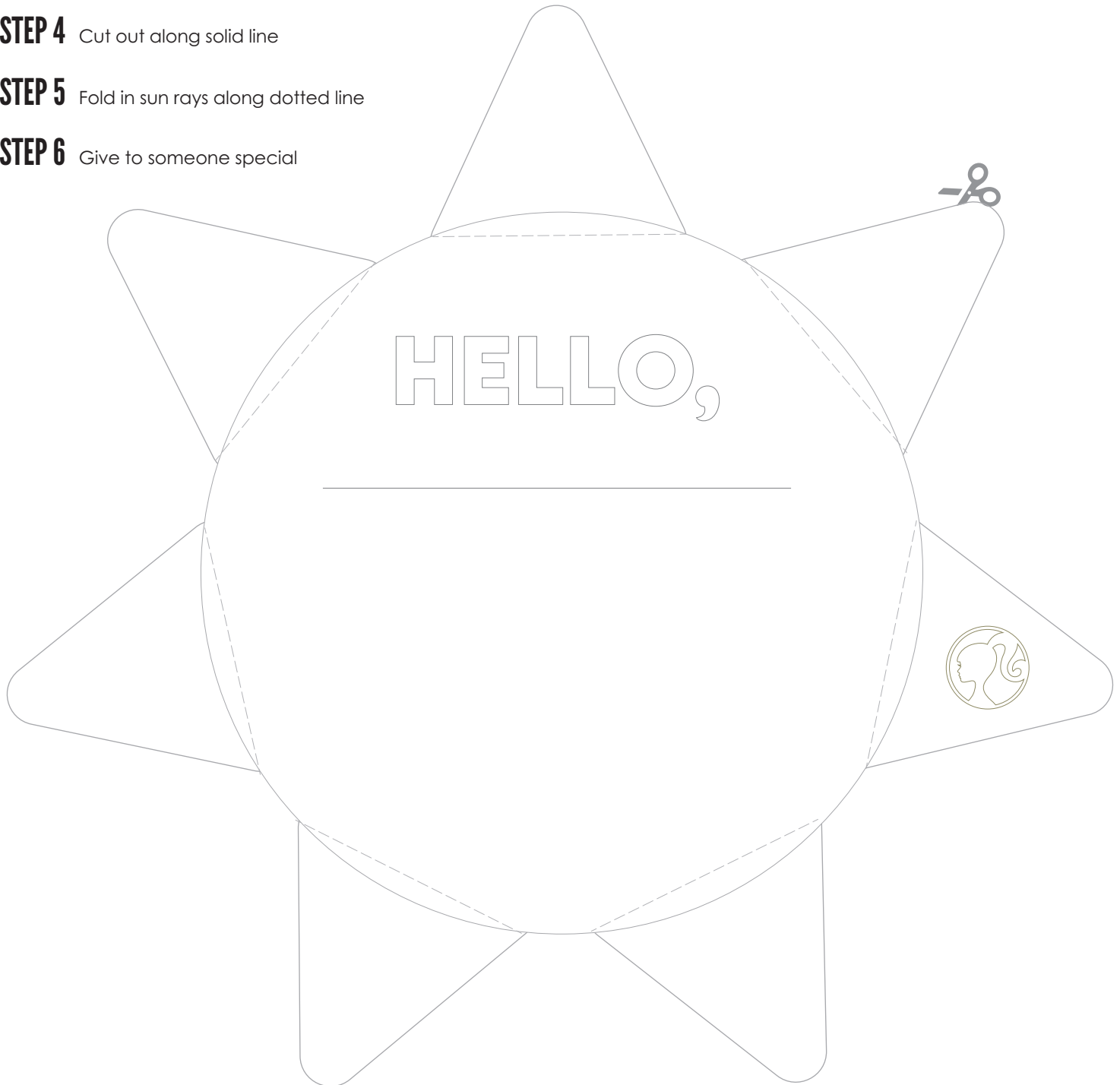
**STEP 2** Write 1 kind word about them in each sun ray

**STEP 3** Decorate & color

**STEP 4** Cut out along solid line

**STEP 5** Fold in sun rays along dotted line


**STEP 6** Give to someone special



*Barbie*

# BARBIE® WANTS TO KNOW WHAT'S IN YOUR HAPPINESS JAR

Decorate it. Write down all the things that make you  
feel happy in this jar. Then hang it on your wall.



*Barbie*