

A pink banner with a scalloped edge, hanging from a branch. It features the text 'Wellie wishers.' in a pink, cursive font. The word 'Wellie' has a heart above the 'i' and a small pink flower to its left. The word 'wishers.' has a small pink heart above the 'i'.

Wellie wishers.

A white, rounded rectangular title card with a decorative border of flowers and leaves. It contains the text 'Digital Event Kit' in a bold, black, sans-serif font.

**Digital
Event Kit**

The American Girl logo, featuring a white five-pointed star on a red background, followed by the text 'American Girl' in a white, serif font.

 American Girl



WellieWishers Digital Event Kit

This easy-to-use planner provides everything you'll need to host an engaging event based on the WellieWishers. Girls will be entertained by the games and activities we've included for your store's use. Start planning an event today!

Printable Activities Components

- WellieWishers Activity Book
- Design Your Own Wellies Craft Sheets
- Put Yourself in Someone Else's Wellies Game Cards
- WellieWishers Playhouse and Paper Dolls Craft Sheets

Getting Started

- After reading through the planner, choose the mix of activities that suits your store and customers.
- Place signage in your children's section or near the cash register to promote the event. Post a sign-up sheet in your store, and encourage girls to bring friends.
- Advertise the event with announcements in your store's newsletter, on your website, and in your local newspaper. You can also distribute event information to local schools, libraries, and Girl Scout Troops. An example of promotional copy is shown below:

Join us for an event inspired by American Girl's newest characters, the WellieWishers. The WellieWishers are a group of fun-loving girls who each have the same big, bright wish: to be a good friend. They love to play in a large and leafy backyard garden. At this upcoming event, girls will get to step into the WellieWishers' colorful garden and learn all about their fun adventures.

- For each girl you expect to attend, make a copy of the reproducible activity sheets you plan to use. Gather the supplies you need for the activities, such as safety scissors, tape, crayons, colored pencils, and pens or pencils. You will also need one of the WellieWishers books. We suggest reading from *The Riddle of the Robin*.
- Consider merchandising the new WellieWishers books in or near the area where you're hosting the event.



Activities & Games

Here's a selection of activities you can use to promote the WellieWishers book line. Host an event with the mix of activities that suits your customers' interests and the space, time, and staff you have available.



Story Summary

Welcome the participants to the event. Introduce the WellieWishers as American Girl's newest line of characters. Their stories focus on learning how to be a good friend, empathy, kindness, and creativity.

Talking Prompt

It's time to meet the WellieWishers! The WellieWishers are a group of sweet and silly girls who each have the same big, bright wish: to be a good friend. When Willa, Ashlyn, Kendall, Emerson, and Camille step into their colorful wellington boots, they are ready for anything—stomping in mud puddles, putting on a show, and helping friendships grow. In this event, you'll learn all about this group of five friends and the exciting garden they play in!

Note:

This planner includes activities related to the WellieWishers' stories, but girls need not have read the books to enjoy and learn from the activities.



Icebreaker: Kindness Counts!

Gather the girls in a circle. Use the talking prompt below to start the activity.

Talking Prompt

The WellieWishers are kind to their friends, and we bet you are, too! Let's go around the circle, and everyone share your name and an act of kindness you've done for a friend or a family member. It could be as simple as giving someone a hug when they're having a bad day, or helping set the table before dinner.



Activity: Garden Story Time

Supplies

- WellieWishers book, *The Riddle of the Robin* suggested

Have the girls sit down for a brief story time. You can read from any of the WellieWishers books, though we have provided talking points for the first two chapters of *The Riddle of the Robin* for your convenience. If the girls are interested and engaged, and if there is time, you can read more than one of the chapters.

Talking Prompt

Pull up a toadstool and settle in! It's story time, and we're going to hear about one of the adventures that the WellieWishers have in the garden on a sunny spring day.

[The following talking points align with the book *The Riddle of the Robin*.]

What did you like best about the chapter we read? What first signs of spring did Willa and the WellieWishers see in the garden? Why didn't the robin eat any of the birdseed in the birdfeeder?





AG_WW_ActivityBook.pdf

Game: WellieWishers Sing-Along

Supplies

- WellieWishers Activity Books
- Pens, pencils, and other coloring supplies

Pre-Event Preparation

Download, print, and assemble enough of the reproducible WellieWishers activity books to give to all attendees.

Activity Preparation

Pass out the WellieWishers activity books, which have the lyrics to songs for this sing-along activity. Most of the songs also have accompanying hand motions or dances, and you can use the talking prompt below to introduce and lead the activity.

Talking Prompt

The WellieWishers love to sing and dance, and we're going to get on our feet and do a little singing and dancing, too!

Let's start with the first song in your activity book. This song is all about how much the WellieWishers love autumn and playing in the fallen leaves. It goes to the tune of "London Bridge Is Falling Down." C'mon, we'll sing it together [*sing the song with the girls*]. That was a beautiful rendition! I bet if Emerson were here, she would definitely come up with some kind of dance for this song. Maybe something like this:

Verse 1: Raise your hands above your head and then drop them down to the floor when you sing "falling down."

Verse 2: When you sing "toss them up," act like you're throwing a handful of leaves into the air.

Verse 3: When you sing "make a pile," act like you're using a rake to make a big pile of leaves.

Verse 4: When you sing "jump," jump high into the air, like you're doing a cannonball into a fluffy pile of leaves. Be careful, though!

Let's do it together, slowly. [*Lead the girls through the verses and the movements.*] I think you have the hang of it! Let's sing it all together with the dance, too!

Great! Now this next song is all about being creative and using your imagination to make fun. It goes to the tune of "Yankee Doodle." [*Sing the song for the girls and you can encourage them to join in.*] Let's sing it together this time, and anytime we sing the word "noodle," point to your head.

Our final song is to the tune of "Row, Row, Row Your Boat." This is one of my favorites because we get to dance like ducks! Here's how it goes [*sing the song for the girls*]. Think you can sing the song, too? Don't forget to do your best duck dance.

That was darling, duckies! How about an extra challenge and singing the song in a round? [*Break the girls up into four groups.*] Each group will start a line after the group before them. Let's give it a try!



AG_WW_OwnWellie.pdf

Activity: Design Your Own Wellies

Supplies

- Design Your Own Wellies Craft Sheets
- Pens, pencils, and other coloring supplies

Pre-Event Preparation

Download and print enough of the reproducible WellieWishers activity books to give to all attendees. Set up a table with the coloring and drawing supplies.

Activity Preparation

Hand out a Design Your Own Wellies craft sheet to each girl, and use the talking prompt below to introduce the activity.

Talking Prompt

When the WellieWishers go to play in the garden, they don't want to worry about getting dirty or muddy, so they always change into their boots first. Do you have boots like these? Another word for them is wellingtons—or wellies, for short.

The WellieWishers each have a favorite pair of boots that they wear in the garden. The special patterns and designs are clues to things that are important to each girl. How would you describe each girl's wellies? Willa's [*look like ladybugs*]? Camille's [*look like fish*]? Emerson's [*look like ballet slippers*]? Kendall's [*multicolored dots and flowers*]? Ashlyn's [*gold Mary Janes*]?

Today, you can create your own wellies design. Use your imagination and draw things that are important to you or things that you love!

Sad	Shocked	Happy
Surprised	Scared	Shriek
Angry	Awful	Scold
Shy	Stuck	Cold
Hot	Jealous	Embarrassed
Sleepy	Shy	Disgusted
Calm	Drowsy	Worried
Shy	Confused	Cozy
Thirsty		

AG_WW_GameCards.pdf

Game: Put Yourself in Someone Else's Wellies

Supplies

- Put Yourself in Someone Else's Wellies Game Cards
- A container

Pre-Event Preparation


Before the event, print and cut the "emotion cards," and use a fishbowl, baseball cap, or bag for the girls to pick the cards from during the game. Use the talking prompt below to introduce and guide the game.

Talking Prompt


We're going to play a game called "Put Yourself in Someone Else's Wellies." The WellieWishers are learning every day how to be a better friend, and part of being a good friend is realizing what emotions someone else is experiencing. In this game, one girl will pick out a card and read the emotion on it, but keep it to herself. Then, she'll act out that emotion, and the rest of us will guess what it is. Once we get it right, then we'll all act it out.

[Allow each girl to act out one of the cards. After each action, ask a question, such as "That was *surprise*—what might a friend feel surprised about?"]





AG_WW_Playhouse.pdf



Take-Home Fun

Make copies of the WellieWishers Playhouse and Paper Dolls craft sheets to pass out at the end of the event. We suggest printing on card stock to ensure the stability and durability of the craft. Each reproducible includes directions.

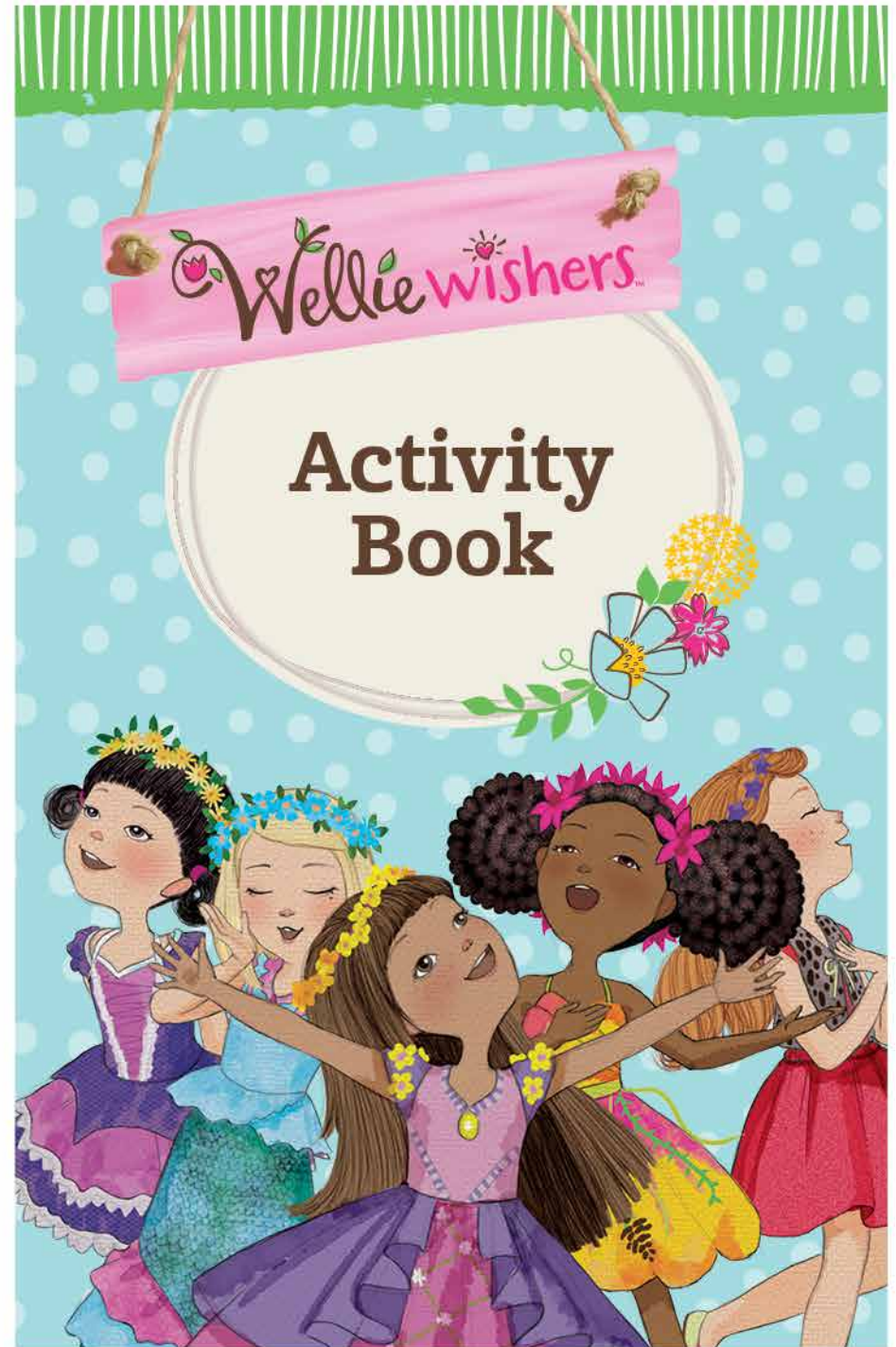
Event Guidelines

- This event kit is recommended for girls ages 5 and up. Adult supervision of the activities is recommended. All the materials you use for crafts and games should be age graded as 5+.
- Remember that materials may be reproduced only for use with an in-store American Girl event.
- This event is designed to be free of charge. Please make every effort to accommodate all girls who are interested in this program.
- Please remember to select child-appropriate craft supplies, such as safety scissors and non-toxic paints, glues, and markers.



Instructions

1. Print out activity book pages.
2. Cut each page along the dotted line in the center.
3. Stack pages up and staple in the top left corner.



 American Girl®

Copyright © 2016 American Girl. All rights reserved. All American Girl marks are trademarks of American Girl.

Meet the WellieWishers.

The WellieWishers are a group of fun-loving girls who each have the same big, bright wish: to be a good friend. They love to play in a large and leafy backyard garden cared for by Willa's Aunt Miranda.




Willa



Emerson



When the WellieWishers step into their colorful garden boots, also known as wellingtons or *wellies*, they are ready for anything—stomping in mud puddles, putting on a show, and helping friendships grow. Like you, they're learning that being kind, creative, and caring isn't always easy, but it's the best way to make friendships bloom.



Kendall



Ashlyn



Camille

Sing-Along Lyrics

Autumn Leaves Are Falling Down

sung to "London Bridge Is Falling Down"

Autumn leaves are falling down,
falling down, falling down.
Autumn leaves are falling down,
Oh, so pretty!

Take some leaves and toss them up,
toss them up, toss them up.
Take some leaves and toss them up,
Oh, so pretty!

Rake the leaves to make a pile,
make a pile, make a pile.
Rake the leaves to make a pile,
Oh, so pretty!

Jump into the pile so high,
pile so high, pile so high.
Jump into the pile so high,
Oh, so fun!

Use Your Noodle

sung to "Yankee Doodle"

In the summer,
In our garden,
If we use our noodles,
We'll think up great things to do,
And we'll have fun—just oodles!
Acrobats and rainy picnics,
Boats with lots of doodles,
Starry skies and fireflies:
We really used our noodles!

Rain, Rain, Rainy Day

sung to "Row, Row, Row Your Boat"

Rain, rain, rainy day,
Splishy-sploshy wet!
Muddily, puddlily, muddily, puddily,
We love you rain, you bet!





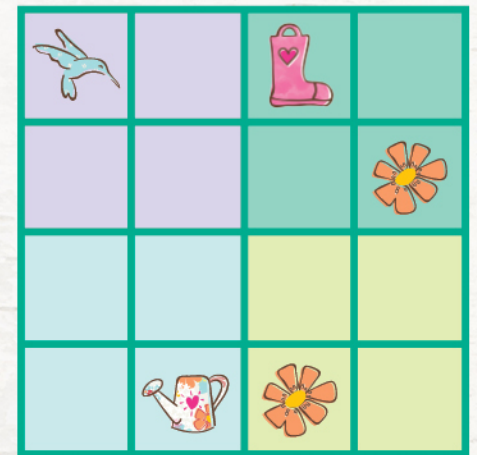
Which Wellie Boot?

Emerson loves designing costumes for the shows she directs (and stars, and sings, and dances in). Help Emerson with a new design. Look at the patterns on these wellies, and choose which boot will come next from the choices below.



Garden Square

Kendall is great at solving problems and puzzles. See if you're as clever as she is: Draw a wellie, a flower, a watering can, or a bird in each square so that each column, row, and colored box has each picture once.



Butterfly Bonanza

Willa has a keen eye for animals and critters. Do you? See if you can find and circle eight pairs of matching butterflies.



Answers:



Which Wellie Boot?



Garden Square



Butterfly Bonanza

Leap Frog

Camille loves all things that swim and live in water! Help this frog get from one lily pad to the other by hopping through the maze.



Leap Frog



What's Not Juuust So?

What's Not Juuuust So?

Ashlyn likes her teatime table to be set just the way she likes it. Can you spot the seven differences between the two tables?



Sad

Frustrated

Happy

Surprised

Excited

Hurt

Angry

Afraid

Bored

Silly

Tired

Cold

Hot

Jealous

Embarrassed

Sorry

Shy

Disgusted

Calm

Grouchy

Worried

Sick

Confused

Caring

Thrilled



Copyright © 2016 American Girl. All rights reserved.
All American Girl marks are trademarks of American Girl.

My Wellie



 American Girl®

Copyright © 2016 American Girl. All rights reserved. All American Girl marks are trademarks of American Girl.

Instructions

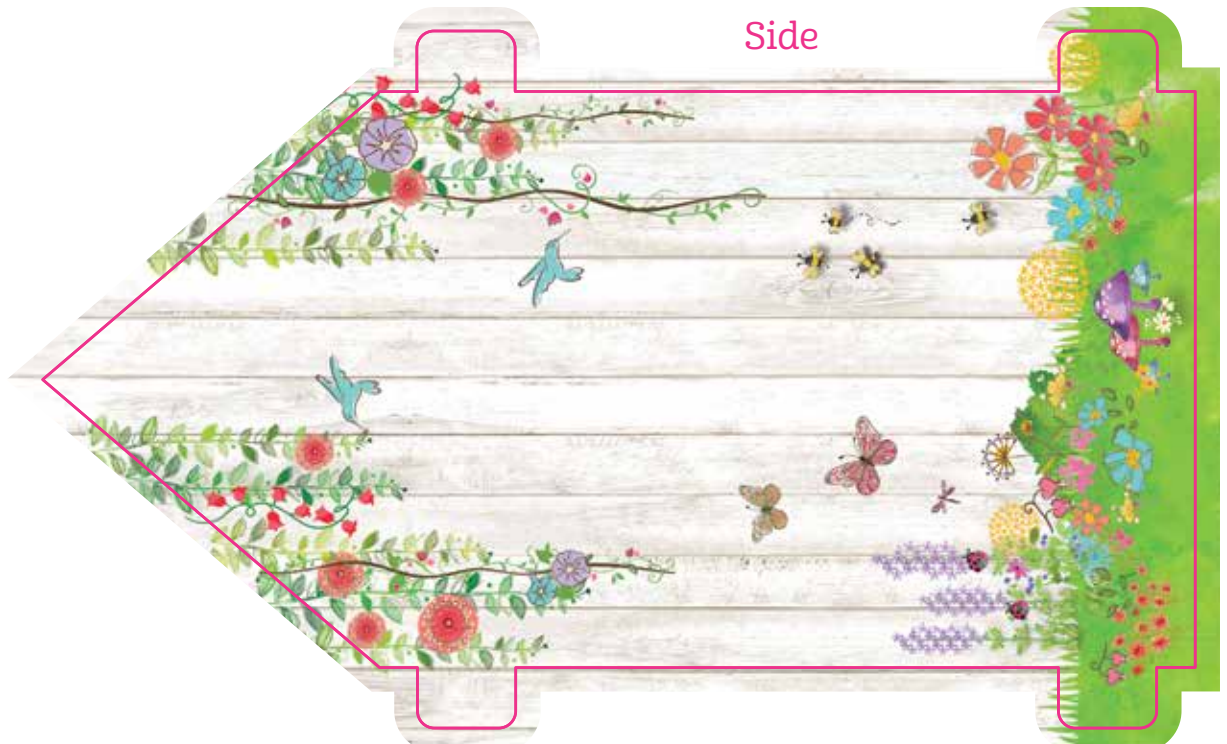
Have an adult help you cut out the four walls and the roof of the playhouse along the pink lines. On the front and back walls, have an adult also cut a slit where marked. Also have an adult help you cut out the WellieWishers paper dolls. Once the dolls are cut out, fold along the dotted line near each doll's feet to create a base to help her stand up.

To construct the house, first take one of the pointed walls. Slide two of its tabs into the slits on the front wall (the one with the door and windows), and slide two of its tabs into the slits on the back wall (the one with the signpost). Do the same with the other pointed wall. Then fold the roof along the two dotted lines. Tape the roof's tab to the inside of the back wall. Slide the tabs from the top of the front wall into the slits on the roof.


Front



Side



Paper Dolls



Back




 American Girl®



Side

Roof



 American Girl®

Copyright © 2016 American Girl. All rights reserved. All American Girl marks are trademarks of American Girl.