

Multi-Output Distributional Fairness via Post-Processing

Gang Li¹, Qihang Lin², Ayush Ghosh², and Tianbao Yang¹

¹Texas A&M University

gang-li@tamu.edu, tianbao-yang@tamu.edu

²The University of Iowa

qihang-lin@uiowa.edu, ayushghosh70@gmail.com

Abstract

The post-processing approaches are becoming prominent techniques to enhance machine learning models' fairness because of their intuitiveness, low computational cost, and excellent scalability. However, most existing post-processing methods are designed for task-specific fairness measures and are limited to single-output models. In this paper, we introduce a post-processing method for multi-output models, such as the ones used for multi-task/multi-class classification and representation learning, to enhance a model's distributional parity, a task-agnostic fairness measure. Existing techniques to achieve distributional parity are based on the (inverse) cumulative density function of a model's output, which is limited to single-output models. Extending previous works, our method employs an optimal transport mapping to move a model's outputs across different groups towards their empirical Wasserstein barycenter. An approximation technique is applied to reduce the complexity of computing the exact barycenter and a kernel regression method is proposed for extending this process to out-of-sample data. Our empirical studies, which compare our method to current existing post-processing baselines on multi-task/multi-class classification and representation learning tasks, demonstrate the effectiveness of the proposed approach.

1 Introduction

In machine learning, multi-output learning is a broadly defined domain [65, 44], where the goal is to simultaneously predict multiple outputs given an input, such as multi-label classification, multi-class classification, multi-target regression, etc. In contrast to conventional single-output learning like binary classification, multi-output learning is characterized by its multi-variate nature, whose outputs exhibit rich information for further handling. Multi-output learning is important for real-world decision-making where final decisions are made by considering and weighting multiple factors and criteria. For example, when applied to college admission, the predicted multi-outputs can represent a prospective student's likelihoods of accepting the offer, needing financial aid, completing the degree, finding a job at graduation, etc. Those outputs are weighted to guide admission decisions though the weights may vary with colleges, majors and years [37].

However, multi-output learning for decision-making faces the challenge of bias and fairness. There is plenty of evidence indicating the discriminatory impact of ML-based decision-making on individuals and groups [51, 20, 11, 9, 56], such as racial bias in assessing the risk of recidivism [27] and gender bias in job advertising [61]. To mitigate the bias in machine learning, numerous fairness criteria and algorithms have been proposed [17, 8]. These methods introduce statistical constraints during training or post-process the predictions to ensure fair treatment in accordance with corresponding fairness notions such as Demographic Parity [12, 13], Equality of Odds or Equal Opportunity [31, 7], Strong Demographic Parity [2, 38] and AUC fairness [62, 66, 67]. Nevertheless, almost all existing methods focus on ensuring fairness for binary classification or regression within the context of single-output models. Extending fairness to multi-output settings, such as multi-label/multi-class classification and representation learning remains underexplored and non-trivial.

A naive approach for multi-output fairness is to apply an existing fairness-enhancing algorithm for single-output models to each output individually. However, removing unfairness in each output may not help reduce the unfairness in the joint distribution of the outputs. Consider a model with two outputs and the distributions of the outputs on two groups are presented in Figure 1(a). The outputs have the same marginal distribution in both groups, so each dimension of the outputs is

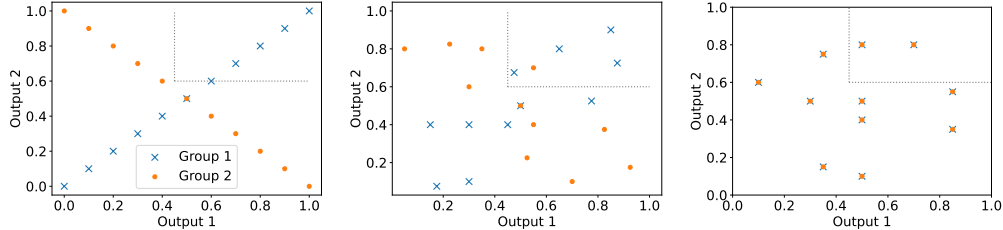


Figure 1: Suppose the original model’s outputs (left) minimize prediction error and have a good performance, one can balance performance and fairness by applying our method with setting $\alpha = 0.5$ (middle) or achieve exact fairness by setting $\alpha = 0$ (right).

considered to be fair under any notion of fairness. However, the outputs have very different joint distributions for different groups, leading to potential unfairness. For example, suppose Output1 and Output2 denote the likelihood of accepting the offer and completing the degree in a college admission procedure, then when a college requires outputs are higher than 0.45 and 0.6 respectively (shown in dot lines in Figure 1), it leads to only students in group 1 being admitted. In this paper, we propose a post-processing method to enhance fairness of multi-output models on multi-group data by producing a similar distribution of the multi-dimensional outputs on each group with minimal manipulation (i.e., minimal mean squared error compared with original outputs). Before discussing the details, we first present a 2D example in Figure 1.

Measuring fairness based on the distribution of the multi-dimensional outputs on each group leads to a strong notion called Statistical Parity or Strong Demographic Parity, which has been studied recently for single-output problems in literature [2, 38, 15, 34]. We apply the same notion to multi-output problems and call it Distributional Parity (Definition 1). However, extending this kind of fairness from single-output problems to multi-output problems is non-trivial due to some technical and practical issues: (1) what is the optimal fair predictor for multi-output problems, which achieves Distributional Parity while preserving accuracy best; (2) empirically, how to compute the theoretical optimal fair predictor with only a set of observed data; (3) practically, how to generalize the post-processing method from training data to out-of-sample test data. Our approach addresses the mentioned challenges and our main contributions are summarized below:

- Following [30, 15, 16], we derive a post-processing method by projecting a multi-output model to a constraint set defined by a fairness inequality that promotes distributional parity among multiple groups up to a user-specified tolerance of unfairness. We generalize the closed-form solution of the projection by [15, 16] from single-output case to multi-output case using the optimal transport mappings to the Wasserstein barycenter of the model’s outputs on each group.
- The aforementioned closed form involves the density function of the model’s outputs, which is unknown in practice. Although it can be approximated using training samples, the computation cost of the Wasserstein barycenter is still prohibitively high. To address this issue, we propose replacing the barycenter in the closed form by a low-cost approximate barycenter from [42] using training data. Additionally, we propose a kernel regression approach to extrapolate the closed-form solution, so the post-processing method can be applied to any out-of-sample data.
- The proposed method is task-agnostic and model-agnostic. Numerical experiments are conducted to compare our method with existing post-processing techniques on multi-label/multi-class classification and representation learning. The result demonstrates the effectiveness of our method.

2 Related work

The existing methods to achieve algorithmic fairness include three primary categories: 1) pre-processing methods that exclude sensitive features from data prior to training machine learning models [24, 23, 39, 19]; 2) in-processing methods, which attain fairness during the training phase of the learning model [1, 29, 70, 40, 33, 22, 49, 67]; and 3) post-processing methods designed to alleviate unfairness in the model inferences after the learning process [31, 43, 18, 52, 46, 63]. The pre-processing methods are inadequate if the sensitive information can be inferred from the remaining variables. The in-processing methods have high computational cost since they typically require re-training a model when the tolerance of unfairness changes. Our method belongs to the last category, which can be directly applicable to any pre-trained model and thus avoids the high computational cost from re-training a model.

This work is motivated by [30, 15, 16] where task-agnostic post-processing methods are developed on the empirical cumulative density function and the quantile function of the output, which is limited to single-output models. We extend their approaches for multi-output models using the optimal transport mappings to the barycenter of the model’s outputs on different groups. Different from their methods, we approximate the barycenter to reduce the computational cost and apply kernel regression to extend our post-processing method to any new data.

There also exist post-processing methods for specific machine learning tasks. For example, assuming a Bayes optimal score function is available, the group thresholding methods by [28, 14, 60, 69] are developed for single-task binary classification. A similar thresholding method has been developed by [21] for multi-class classification where the thresholds are computed using the Lagrangian multipliers of the demographic parity constraints. The method by [63] is also for multi-class classification where the output of the score function is mapped a class label by the optimal transport mapping to a Wasserstein barycenter with restricted supports. Compared to these works, the method in this paper is task-agnostic and can be applied to multi-task learning and (self-supervised) representation learning. [34] developed an approach to enforce strong demographic parity in multi-task learning including both regression and binary classification tasks. Their method essentially applies the single-output method by [30, 15] to each task separately, which may not guarantee the distributional parity in this paper. See the example in Figure 1. Though there is a large number of literature working on learning representations independent of sensitive attributes, they achieve this either by adversarial training [70, 40, 64, 48, 10] or variational auto-encoders [70, 5, 47, 59, 54], which are mostly in-processing methods and thus have higher computational cost than our method in general.

The multi-output fairness problem studied in this paper is closely related to the problem of compositional fairness introduced in [25], which points out that classifiers that are fair in isolation do not necessarily compose into fair systems. While [25] mainly focus on the fairness of the composition of categorical outputs, we consider the joint distribution of continuous outputs. As the categorical output is often generated by thresholding or applying softmax on continuous outputs, the problem of compositional fairness outlined in [25] is a special case of multi-output fairness and our proposed method can be directly applied to solving the problem of compositional fairness.

3 Preliminaries

We consider a general multi-output machine learning problem, e.g., multi-output classification, multi-output regression and representation learning. Let (X, S) be a random vector, where $X \in \mathbb{R}^d$ is the feature vector and $S \in \mathcal{S}$ is a sensitive attribute. It is assumed that $\mathcal{S} = [m] := \{1, \dots, m\}$. A sample from the distribution of (X, S) is denoted by (x, s) . We denote by $f^* : \mathbb{R}^d \times \mathcal{S} \rightarrow \mathbb{R}^k$ a machine learning model learned to generate a k -dimensional output. For example, f^* can be a multi-task regression model to predict a vector of continuous values, a multi-class/multi-task classification model that returns the probability of each class/task, or a feature extractor that outputs a high-dimensional vector of an input data such as an image.

The focus of this work is not to train the model f^* . Assuming f^* is already obtained, this paper studies how to measure and improve its fairness using a post-processing method to modify the output $f^*(X, S)$. More specifically, given f^* , we consider a numerical approach for building a mapping $f : \mathbb{R}^d \times \mathcal{S} \rightarrow \mathbb{R}^k$ that approximates f^* but produces an output $f(X, S)$ more fair than $f^*(X, S)$. Here, the approximation error is measured by

$$\mathcal{R}(f) = \mathbb{E} \|f^*(X, S) - f(X, S)\|_2^2. \quad (1)$$

If f^* performs well for the task it was built for and the performance metric is continuous, a small $\mathcal{R}(f)$ also ensures f has a reasonably good performance, too.

3.1 Distributional Parity

Many existing definitions and measures of fairness in literature are task-specific including, for example, demographic parity, equalized odds and equal opportunity [24, 31], which are specific to classification problems. In order to be task-agnostic and model-agnostic, we are interested in the fairness measure that is applied to the distribution of $f(X, S)$ and $f^*(X, S)$. A measure of this kind is the strong demographic parity introduced by [2, 38, 15], which essentially indicates that a model $f(x, s)$ is fair only when $f(X, s)$ has the same distribution for any $s \in \mathcal{S}$. Although they only consider a single-output model, their fairness measure also applies to the multi-output case. Next we present their fairness measure formally with the name multi-output distributional parity. This new name helps differentiate it from the traditional demographic parity for binary classification [12].

Definition 1 (*Multi-output Distributional Parity*) A measurable mapping $f : \mathbb{R}^d \times \mathcal{S} \rightarrow \mathbb{R}^k$ satisfies distributional parity if, for every $s, s' \in \mathcal{S}$, $f(X, s)$ and $f(X, s')$ have the same distribution.

Consider a joint distribution of (X, S, Y) where $Y \in \mathbb{R}^p$ is a target vector. In the setting of a single-task binary classification, we have $k = 1$, $p = 1$ and $Y \in \{1, -1\}$ is the true class label. Then the model $f(X, S) \in \mathbb{R}$ typically represents a score/probability of positivity, which is used to predict Y by comparing $f(X, S)$ with a threshold θ , namely, the predicted label \widehat{Y} generated as $\widehat{Y} = 1$ if $f(X, S) \geq \theta$ and $\widehat{Y} = -1$ if $f(X, S) < \theta$. The traditional demographic parity [12, 24] holds if $\mathbb{P}(\widehat{Y} = 1|S = s) = \mathbb{P}(\widehat{Y} = 1|S = s') \quad \forall s, s' \in \mathcal{S}$. Obviously, when f satisfies distributional parity, it satisfies demographic parity for any threshold θ . In fact, this is still true for multi-task binary classification problems, where $p = k > 1$ and $Y \in \{1, -1\}^k$.

The notion of demographic parity has been extended for the multi-class classification problem, where $k > 1$, $p = 1$ and $Y \in [k]$ [63]. In this case, each coordinate of $f(X, S)$ represents the score of one class in $[k]$ and the predicted label is typically generated as $\widehat{Y} = \arg \max_{l \in [k]} f_l(X, S)$. According to [63], a model satisfies demographic parity when

$$\mathbb{P}(\widehat{Y} = y|S = s) = \mathbb{P}(\widehat{Y} = y|S = s') \quad \forall s, s' \in \mathcal{S}, y \in [k], \quad (2)$$

which is clearly implied by distributional parity.

3.2 Wasserstein Distance and Wasserstein Barycenters of Discrete Distributions

It is challenging and, sometimes, unnecessary to obtain a model f that exactly satisfies the distributional parity in Definition 1. In practice, a model slightly violating Definition 1 can be acceptable for some applications. To quantify the extent to which a model f satisfies the distributional parity, a statistical distance is often introduced to measure the difference between the distributions of $f(X, s)$ and $f(X, s')$ for any s and s' in \mathcal{S} . Following the literature [15, 30], we utilize the Wasserstein distance that conveys the distinction between probability measures by quantifying the expense associated with transforming one probability measure into another.

Definition 2 (*Wasserstein-2 distance*). Let μ and ν be two probability measures on \mathbb{R}^k with finite second moments. The squared Wasserstein-2 distance between μ and ν is defined as

$$\mathcal{W}_2^2(\mu, \nu) = \inf_{\gamma \in \Gamma_{\mu, \nu}} \int_{\mathbb{R}^k \times \mathbb{R}^k} \|x - y\|_2^2 d\gamma(x, y) \quad (3)$$

where $\Gamma_{\mu, \nu}$ is the set of probability measures on $\mathbb{R}^k \times \mathbb{R}^k$ such that its marginal distributions are equal to μ and ν , i.e., for all $\gamma \in \Gamma_{\mu, \nu}$ and all measurable sets $A, B \subset \mathbb{R}^k$ it holds that $\gamma(A \times \mathbb{R}^k) = \mu(A)$ and $\gamma(\mathbb{R}^k \times B) = \nu(B)$.

Suppose probability measures μ and ν both have density functions and the infimum in (3) is obtained at γ^* . There exists a mapping $T_{\mu, \nu} : \mathbb{R}^k \rightarrow \mathbb{R}^k$ such that $\gamma^* = (\text{Id}, T_{\mu, \nu})\# \mu$, where $\#$ denotes the pushforward operator on measures and Id denotes the identity mapping[58]. Here, $T_{\mu, \nu}$ is known as the **optimal transport mapping** from μ to ν . With the Wasserstein distance, we can characterize the geometric average of finitely many probability distributions by the Wasserstein-2 barycenter, which will be later used in the measure of unfairness considered in this paper.

Definition 3 For probability measures ν_1, \dots, ν_m and p_1, \dots, p_m such that $p_i > 0$, $\sum_{i=1}^m p_i = 1$, the weighted Wasserstein-2 barycenter is given by

$$\nu^* = \arg \min_{\nu} \left\{ \Psi(\nu) := \sum_{i=1}^m p_i \mathcal{W}_2^2(\nu_i, \nu) \right\} \quad (4)$$

3.3 Post-processing with Distributional Parity Constraint

Let $p_s = \mathbb{P}(S = s)$ and $\nu_{f|s}$ be the probability distribution of $f(X, S)$ conditioning on $S = s$ for $s \in \mathcal{S}$. Following [16], we then measure the unfairness of model f by the sum of the weighted distances between $\nu_{f|s}$ to their weighted Wasserstein-2 barycenters, namely,

$$\mathcal{U}(f) = \min_{\nu} \sum_{s \in \mathcal{S}} p_s \mathcal{W}_2^2(\nu_{f|s}, \nu). \quad (5)$$

As Wasserstein-2 distance serves as a distance metric on the space of probability distributions, $\mathcal{W}_2^2(\nu_{f|s}, \nu_{f|s'}) = 0$ if and only if $\nu_{f|s} = \nu_{f|s'}$ [41, 53]. Hence, $\mathcal{U}(f) = 0$ if and only if for any $s, s' \in \mathcal{S}$, $\nu_{f|s} = \nu_{f|s'}$, satisfying the distributional parity. However, when some level of unfairness is allowed, we only need to ensure $\mathcal{U}(f) \leq \alpha \mathcal{U}(f^*)$, where $\alpha \in [0, 1]$ represent the tolerance of unfairness

in terms of the fraction of the unfairness of f^* . Like [16, 41], we consider the post-processing problem with distributional parity constraint as follows:

$$\min_f \mathcal{R}(f) \quad \text{s.t.} \quad \mathcal{U}(f) \leq \alpha \mathcal{U}(f^*), \quad (6)$$

where $\mathcal{R}(f)$ is defined in (1).

4 Structure of Optimal Solution

Problem (6) has been thoroughly studied by [15, 16] under the setting that f is a single-output model. They provide an intuitive closed form of the optimal solution of (6) for any $\alpha \in [0, 1]$ using the cumulative density function (CDF) of $\nu_{f^*|s}$ for each s . As they only focus on a single-output model, we extend their results to the multi-output case with some modifications in their proofs. We present the extension of their results in this section and highlight the main difference.

When $\alpha = 0$ in (6), the optimal solution of (6) can be characterized by the following theorem.

Theorem 1 (*Extension of Theorem 2.3 in [15]*) *Suppose $\nu_{f^*|s}$ has density and finite second moments for each $s \in \mathcal{S}$. Then*

$$\min_{\mathcal{U}(f)=0} \mathcal{R}(f) = \min_{\nu} \sum_{s \in \mathcal{S}} p_s \mathcal{W}_2^2(\nu_{f^*|s}, \nu) = \mathcal{U}(f^*). \quad (7)$$

Moreover, if f_0 and ν_0 solve the first and second minimization in (7), respectively, then ν_0 is the distribution of f_0 and

$$f_0(x, s) = T_{f^*|s, \nu_0}(f^*(x, s)) \quad (8)$$

where $T_{f^*|s, \nu_0} : \mathbb{R}^k \rightarrow \mathbb{R}^k$ is the optimal transport mapping from $\nu_{f^*|s}$ to ν_0 .

By Definition 3, ν_0 solving the second minimization in (7) is the barycenter of $\{\nu_{f^*|s}\}_{s \in \mathcal{S}}$. This suggests a post-processing method by transporting the output $f^*(X, S)$ when $S = s$ to that barycenter.

When $k = 1$, Theorem 1 is reduced to the structural results obtained by [15, 30] (see, e.g., Theorem 2.3 in [15]). Indeed, when $k = 1$,

$$T_{f^*|s, \nu_0}(f^*(x, s)) = \sum_{s' \in \mathcal{S}} p_{s'} Q_{f^*|s'} \circ F_{f^*|s}(f^*(x, s)), \quad (9)$$

where $F_{f^*|s}$ is the CDF of $\nu_{f^*|s}$ and $Q_{f^*|s}$ is the quantile function $\nu_{f^*|s}$, i.e., $Q_{f^*|s}(t) = \inf\{y \in \mathbb{R} : F_{f^*|s}(y) \geq t\}$.

In practice, when some level of unfairness is acceptable, one can select $\alpha > 0$ in (6). When $\alpha = 1$, $f = f^*$ is the optimal solution. When $\alpha \in (0, 1)$, a closed form of the optimal solution for (6) is derived by [16, 41]. Although they are originally studied only under the single-output case, the same result holds for a multi-output model by almost the same proof. This closed form is presented in the following proposition, which motivates the way of trading off the error and fairness in our post-processing method in the next section.

Proposition 1 (*Proposition 4.1 in [16]*) *Suppose $\nu_{f^*|s}$ has density and finite second moments for each $s \in \mathcal{S}$. For any $\alpha \in [0, 1]$, the optimal solution to (6), denoted by f_α , satisfies (up to a zero-measure set)*

$$f_\alpha(x, s) = \sqrt{\alpha} f^*(x, s) + (1 - \sqrt{\alpha}) f_0(x, s), \quad (10)$$

where f_0 is defined in Eq. (8).

5 Fair Post-Processing with Finite Samples

Theorem 1 and Proposition 1 only characterize the optimal solution to (6) when $\nu_{f^*|s}$ has density. However, in practice, we only have access to a finite set of outputs of f^* , denoted by $\{f^*(x_i, s_i)\}_{i=1}^n$, where $\{(x_i, s_i)\}_{i=1}^n$ is a dataset sampled from the distribution of (X, S) .¹ As a result, we are not able to compute ν_0 and $T_{f^*|s, \nu_0}$ exactly and apply (10). To address this issue when $k = 1$, a plug-in principle is applied by replacing p_s , $F_{f^*|s}(t)$, and $Q_{f^*|s}(t)$ in (9) using their empirical approximation based on finite data sample [15, 30]. Because f^* is a multi-output mapping in our case, (9) is not applicable. That said we can still employ the plug-in principle by approximating ν_0 and $T_{f^*|s, \nu_0}$ in (8) by finite data sample.

¹The technique we propose is model-agnostic and can be applied directly to the outputs $\{f^*(x_i, s_i)\}_{i=1}^n$, so it does not require knowing $\{(x_i, s_i)\}_{i=1}^n$.

Algorithm 1 Approximate Barycenter

- 1: **Input:** A mapping $f^* : \mathbb{R}^d \times S \rightarrow \mathbb{R}^k$ and a dataset $D = \{(x_i, s_i)\}_{i=1}^n$ sampled from the distribution of (X, S) .
 - 2: Partition D into subsets based on s and obtain $D_s = \{(x_i^s, s)\}_{i=1}^{n_s}$ for $s \in \mathcal{S}$.
 - 3: Let $p_s = \frac{n_s}{\sum_{s' \in \mathcal{S}} n_{s'}}$ for $s \in \mathcal{S}$.
 - 4: **for** $1 \leq s < s' \leq |\mathcal{S}|$ **do**
 - 5: Solve (11) with $\mu = \nu_{f^*(D_s)}$ and $\nu = \nu_{f^*(D_{s'})}$ to obtain $T_{s,s'} = T_{\nu_{f^*(D_s)}, \nu_{f^*(D_{s'})}}$.
 - 6: **end for**
 - 7: Construct mapping $M(f^*(x_i^s, s)) = \sum_{s' \in \mathcal{S}} p_{s'} \mathbb{E} T_{s,s'}(f^*(x_i^s, s))$
 - 8: **Output:** Discrete distribution $\tilde{\nu}_0 = \sum_{s \in \mathcal{S}} \sum_{i=1}^{n_s} \frac{p_s}{n_s} \delta_{M(f^*(x_i^s, s))}$.
-

5.1 Optimal Transportation with Finite Samples

Consider approximating ν_0 and $T_{f^*|_s, \nu_0}$ by a collection of datasets $D_s = \{(x_i^s, s)\}_{i=1}^{n_s}$ for $s \in \mathcal{S}$. We denote the empirical distribution of f^* on D_s by $\nu_{f^*(D_s)}$, i.e., $\nu_{f^*(D_s)} = \frac{1}{n_s} \sum_{i=1}^{n_s} \delta_{f^*(x_i^s, s)}$ for $s \in \mathcal{S}$, where δ is the Dirac measure. Consider two discrete distributions in \mathbb{R}^k : $\mu = \sum_{i=1}^{n_\mu} p_i^\mu \delta_{\xi_i^\mu}$ and $\nu = \sum_{i=1}^{n_\nu} p_i^\nu \delta_{\xi_i^\nu}$, where $\xi_i^\mu \in \mathbb{R}^k$, $\xi_i^\nu \in \mathbb{R}^k$, $p_i^\mu > 0$, $p_i^\nu > 0$, $\sum_{i=1}^{n_\mu} p_i^\mu = 1$ and $\sum_{i=1}^{n_\nu} p_i^\nu = 1$. As a special case of (3), the squared Wasserstein-2 distance between μ and ν is

$$\mathcal{W}_2^2(\mu, \nu) = \min_{\gamma \in \mathbb{R}_+^{n_\mu \times n_\nu}} \sum_{i=1}^{n_\mu} \sum_{j=1}^{n_\nu} c_{ij} \gamma_{ij} \quad \text{s.t.} \quad \sum_{i=1}^{n_\mu} \gamma_{ij} = p_i^\mu, \forall j, \quad \sum_{j=1}^{n_\nu} \gamma_{ij} = p_i^\nu, \forall i. \quad (11)$$

where $c_{ij} = \|\xi_i^\mu - \xi_j^\nu\|_2^2$ and γ_{ij} represents the mass located ξ_i^μ transported to ξ_j^ν in order to move distribution μ to ν . Also, γ can be viewed as a discrete distribution in $\mathbb{R}^k \times \mathbb{R}^k$ supported on (ξ_i^μ, ξ_j^ν) for $j = 1, \dots, n_\nu$ and $i = 1, \dots, n_\mu$. Suppose $\gamma^* \in \mathbb{R}_+^{n_\mu \times n_\nu}$ is the optimal solution of (11). The optimal transportation from μ to ν and from ν to μ , denoted by $T_{\mu, \nu}$ and $T_{\nu, \mu}$ respectively, are random mappings such that

$$\mathbb{P}(T_{\mu, \nu}(\xi_i^\mu) = \xi_j^\nu) = \frac{\gamma_{ij}^*}{p_i^\mu}, \quad \mathbb{P}(T_{\nu, \mu}(\xi_j^\nu) = \xi_i^\mu) = \frac{\gamma_{ij}^*}{p_j^\nu}, \quad (12)$$

for $j = 1, \dots, n_\nu$ and $i = 1, \dots, n_\mu$.

With $\mathcal{W}_2^2(\mu, \nu)$ given in (11), the barycenter of discrete distributions ν_i for $i = 1, \dots, m$ is also defined as the solution of (4). Since $\nu_{f^*(D_s)}$ is the discrete approximation of $\nu_{f^*|_s}$, we propose to approximate ν_0 in Theorem 1 by the barycenter of $\{\nu_{f^*|_s}\}_{s \in \mathcal{S}}$ with the weights $p_s = \frac{n_s}{\sum_{s' \in \mathcal{S}} n_{s'}}$. Unfortunately, Wasserstein barycenters are NP-hard to compute [4]. Although (4) can be formulated as a multi-marginal optimal transport problem [3] and solved as a linear program [6], its computational complexity scales exponentially in terms of m . To reduce the exponential computing complexity, instead of computing the barycenter exactly, we adopt the approach by [42] to construct its approximation. This approach achieves a good balance between runtime and approximation error in practice. We present this approach in the next section.

5.2 Approximate Barycenter with Finite Samples

The approach by [42] first computes the optimal transport mapping between $\nu_{f^*(D_s)}$ to $\nu_{f^*(D_{s'})}$ for each pair of s and s' in \mathcal{S} , i.e., $T_{\nu_{f^*(D_s)}, \nu_{f^*(D_{s'})}}$ satisfying (12). For simplicity of notation, we denote $T_{\nu_{f^*(D_s)}, \nu_{f^*(D_{s'})}}$ by $T_{s,s'}$. Then, they define a mapping $M(f^*(x_i^s, s)) = \sum_{s' \in \mathcal{S}} p_{s'} \mathbb{E} T_{s,s'}(f^*(x_i^s, s))$, where $p_s = n_s / (\sum_{s' \in \mathcal{S}} n_{s'})$ and the expectation is taken over the random output of $T_{s,s'}$ following distribution in (12). Here, $M(f^*(x_i^s, s))$ is the weight average of the expected outcomes after transporting $f^*(x_i^s, s)$ to each of the $|\mathcal{S}|$ distributions. Finally, the approximate barycenter is constructed as a discrete distribution with $\sum_{s \in \mathcal{S}} n_s$ supports defined as follows $\tilde{\nu}_0 = \sum_{s \in \mathcal{S}} \sum_{i=1}^{n_s} \frac{p_s}{n_s} \delta_{M(f^*(x_i^s, s))}$. Compared to the exact barycenter, this approximation requires solving $|\mathcal{S}|(|\mathcal{S}| - 1)/2$ optimal transport mapping between two discrete distributions and thus has a polynomial time complexity. This procedure is formally stated in Algorithm 1.

Let $m = |\mathcal{S}|$ and $\nu_s = \nu_{f^*(D_s)}$ in (4). Let $\hat{\nu}_0$ be optimal solution of (4), i.e, the barycenter of $\{\nu_{f^*(D_s)}\}_{s \in \mathcal{S}}$. It is shown by [42] that $\Psi(\tilde{\nu}_0)/\Psi(\hat{\nu}_0) \leq 2$. This bound is significant because there is no polynomial-time algorithm can achieve a ratio arbitrarily close to one with high probability [4].

Although Proposition 1 is derived for continuous distribution, it motivates a heuristic post-processing method to update the output $f^*(x_i^s, s)$ to

$$\tilde{f}_\alpha(x_i^s, s) := \sqrt{\alpha} f^*(x_i^s, s) + (1 - \sqrt{\alpha}) T_{\nu_{f^*(D_s)}, \tilde{\nu}_0}(f^*(x_i^s, s)) \quad (13)$$

Algorithm 2 Post-Processing Method by Transporting to Approximate Barycenter (TAB)

- 1: **Input:** A data point $(x, s) \in \mathbb{R}^d \times \mathcal{S}$, a mapping $f^* : \mathbb{R}^d \times \mathcal{S} \rightarrow \mathbb{R}^k$ and a dataset $D = \{(x_i, s_i)\}_{i=1}^n$ sampled from the distribution of (X, S) .
 - 2: Partition D into subsets based on s and obtain $D_s = \{(x_i^s, s)\}_{i=1}^{n_s}$ for $s \in \mathcal{S}$.
 - 3: Compute $\tilde{\nu}_0$ by Algorithm 1.
 - 4: **for** $s = 1, \dots, |\mathcal{S}|$ **do**
 - 5: Solve (11) with $\mu = \nu_{f^*(D_s)}$ and $\nu = \tilde{\nu}_0$ to obtain $T_{\nu_{f^*(D_s)}, \tilde{\nu}_0}$.
 - 6: **end for**
 - 7: **if** $(x, s) \in D_s$ **then** compute $\tilde{f}_\alpha(x, s)$ as in (13) **else** compute $\tilde{f}_\alpha(x, s)$ as in (15).
 - 8: **Output:** $\tilde{f}_\alpha(x, s)$
-

for $i = 1, \dots, n_s$ and $s \in \mathcal{S}$, where $\alpha \in [0, 1]$. Note that $T_{\nu_{f^*(D_s)}, \tilde{\nu}_0}$ is not obtained during Algorithm 1 and needs to be solved separately. When $\alpha = 0$ and (x_i^s, s) is uniformly randomly sampled from D_s , $\tilde{f}_\alpha(x_i^s, s)$ has the same distribution for any s , indicating the post-processed outputs satisfy distributional parity. However, (13) is only defined for existing data in D_s for $s \in \mathcal{S}$. In the next section, we propose a method to extend this processing scheme to new samples from (X, S) .

5.3 Post-Process Out-of-Sample Data

Note that $\tilde{f}_\alpha(x_i^s, s)$ is defined for $(x_i^s, s) \in D_s$ only because the optimal transport mapping $T_{\nu_{f^*(D_s)}, \tilde{\nu}_0}$ in (13) is only defined on $f^*(x_i^s, s)$ with $(x_i^s, s) \in D_s$. To extend the definition of $\tilde{f}_\alpha(x_i^s, s)$ from D_s to any $(x, s) \in \mathbb{R}^d \times \mathcal{S}$, we extrapolate $T_{\nu_{f^*(D_s)}, \tilde{\nu}_0}$ over \mathbb{R}^k using the Nadaraya-Watson kernel regression method [50].

Let $K : \mathbb{R}^k \rightarrow \mathbb{R}_+$ be a kernel function satisfying $K(z) = K(-z)$ and $\int_{\mathbb{R}^k} K(z) dz = 1$. Let $h > 0$ be a bandwidth. For any $(x, s) \in \mathbb{R}^d \times \mathcal{S}$, the kernel regression estimator of $T_{\nu_{f^*(D_s)}, \tilde{\nu}_0}(f^*(x, s))$ is

$$\tilde{T}_{\nu_{f^*(D_s)}, \tilde{\nu}_0}(f^*(x, s)) := \sum_{i=1}^{n_s} \frac{K((f^*(x, s) - f^*(x_i^s, s))/h) T_{\nu_{f^*(D_s)}, \tilde{\nu}_0}(f^*(x_i^s, s))}{\sum_{i=j}^{n_s} K((f^*(x, s) - f^*(x_j^s, s))/h)} \quad (14)$$

Recall that $T_{\nu_{f^*(D_s)}, \tilde{\nu}_0}$ is a randomly mapping (see (12)), so is $\tilde{T}_{\nu_{f^*(D_s)}, \tilde{\nu}_0}$. We show in the lemma below that, if h approaches zero and the out-of-sample data comes from the distribution of (X, S) , the violation of the distributional parity after post-processing is bounded by the distance between empirical distribution and ground-truth distribution.

Lemma 1 $\lim_{h \rightarrow 0} \mathcal{U}(\tilde{f}(X, S)) = O\left(\sum_{s \in \mathcal{S}} \mathcal{W}_2^2(\nu_{f^*|s}, \nu_{f^*(D_s)})\right)$, where $\tilde{f}(x, s) := \tilde{T}_{\nu_{f^*(D_s)}, \tilde{\nu}_0}(f^*(x, s))$.

After extrapolating $T_{\nu_{f^*(D_s)}, \tilde{\nu}_0}$ to $\tilde{T}_{\nu_{f^*(D_s)}, \tilde{\nu}_0}$ defined above, we can extend (13) for any out-of-sample data by updating $f^*(x, s)$ to

$$\tilde{f}_\alpha(x, s) := \sqrt{\alpha} f^*(x, s) + (1 - \sqrt{\alpha}) \tilde{T}_{\nu_{f^*(D_s)}, \tilde{\nu}_0}(f^*(x, s)). \quad (15)$$

We then formally present this post-processing method in Algorithm 2. Note that when $(x, s) \in D_s$, we still apply the original mapping in (13) instead of its extrapolation (15).

6 Experiments

In this section, we apply the proposed post-processing method to machine learning models with multiple outputs, including multi-label/multi-class classification and representation learning.

Datasets. In our experiments, we include four datasets from various domains, including marketing domain (*Customer* dataset ²), medical diagnosis (*Cheexpert* Dataset [36]), face recognition (*CelebA* dataset[45] and *UTKFace* dataset[71]). The details of these datasets are provided in Section B.1.

Baselines. To verify the effectiveness, we compare our method with existing post-processing techniques: *Hu et al. (2023)*[34], the only method in the literature for multi-label classification, and *Xian et al (2023)*[63], the superior of the only two available approaches for multi-class classification. Due to the limited post-processing methods in the literature for multi-output problems, we also incorporate an in-processing method, Adversarial Debiasing (*Adv Debiasing*)[70], which can be extended for postprocessing. Specifically, for *Adv Debiasing*, both Predictor Block and Adversary Block are implemented by a two-layer neural network with 128 hidden units and *tanh* function,

²<https://www.kaggle.com/datasets/kaushiksuresh147/customer-segmentation>

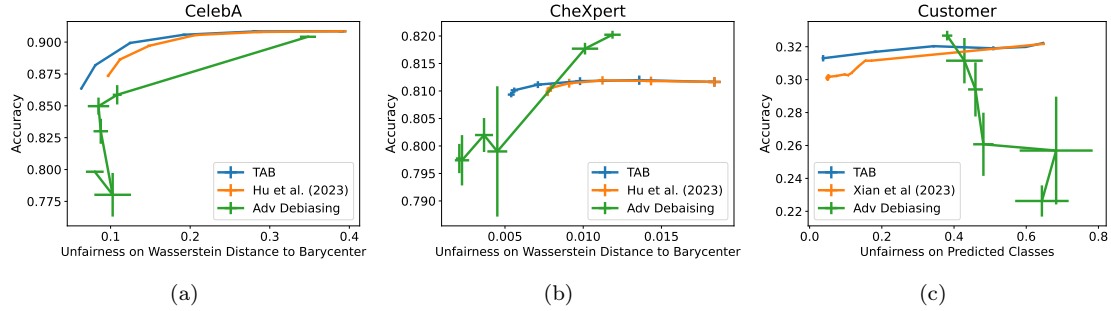


Figure 2: Multi-label classification on CelebA dataset (a) and CheXpert dataset (b); (c) Multi-class classification on Customer dataset; .

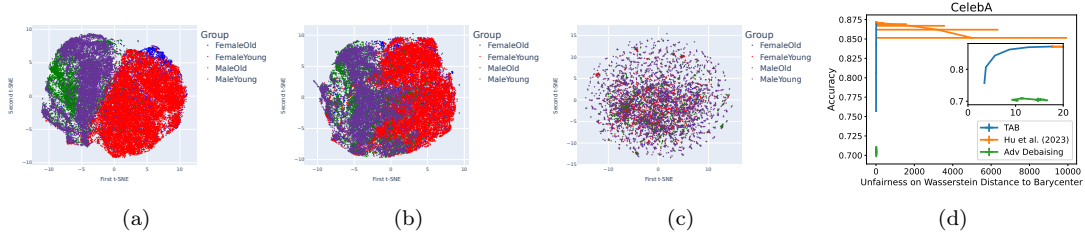


Figure 3: t-SNE visualization of representations on CelebA dataset. (a) Raw representations from an SSL model; (b) Representations after post-processing($\alpha = 0$) by [34]; (c) Representations after post-processing($\alpha = 0$) with TAB(Ours); (d) Performance on downstream tasks.

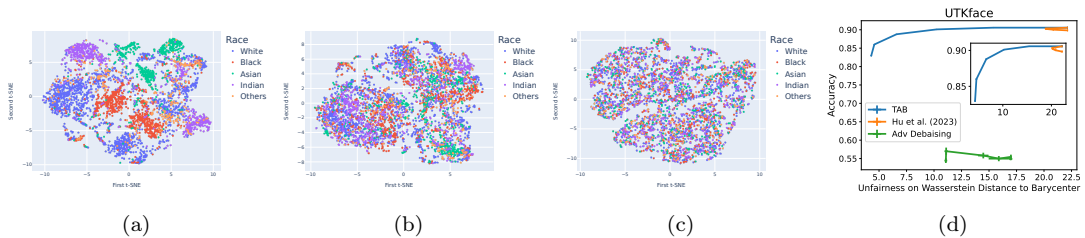


Figure 4: t-SNE visualization of representations on UTKface Dataset. (a) Raw representations from a CLIP model; (b) Representations after post-processing($\alpha = 0$) with [34]; (c) Representations after post-processing($\alpha = 0$) with TAB(Ours); (d) Performance on downstream tasks.

respectively. And they are trained for 60 epochs with Adam optimizer, batch size as 64 and learning rate as $\{1e-3, 1e-4\}$. Since we are going to show the trade-off between classification performance and distributional fairness, we vary their weight parameter α in $\{0.1, 1, 2, 4, 8, 10\}$. All the experiments are run five times with different seeds. For our method, we experiment with a Gaussian kernel and h is chosen from $\{0.02, 0.5, 1\}$ based on input dimension, as smaller h theoretically and empirically leads to better performance but too small h may lead to numerical issues. We vary α for our method in $\{0, 0.2, 0.4, 0.6, 0.8, 1.0\}$.

6.1 Multi-label classification

For multi-label classification tasks, we experiment on *CelebA* dataset [45] and *CheXpert* dataset [36]. Firstly, one ResNet50[32] and one DenseNet121[35] and are trained on the *CelebA* and *CheXpert* data respectively, then post-processing methods are applied to the predicted probabilities of each task. We compare our method with *Adv Debiasing* and the post-processing method *Hu et al. (2023)*[34], which essentially independently applies the post-processing method for a single-output model in [30, 15, 16] to each coordinate of the output of a multi-task classification model. As their method also balances fairness and classification performance, we vary parameter α for their method in $\{0, 0.2, 0.4, 0.6, 0.8, 1.0\}$. The results are summarized in Figure 2(a) and 2(b). We can observe that, at the same level of accuracy, our method achieves much lower unfairness than baselines. This can be seen more clearly on the left end of the curves where the unfairness is close to zero. On *CheXpert* dataset, although *Adv Debiasing* may achieve smaller unfairness, it brings a significant undesirable performance decrease.

6.2 Multi-class classification

To verify the effectiveness of our proposed method on multi-class classification tasks, we apply our method to the *customer* dataset. A classic multi-class logistic regression model is built first on the training data and then post-processing methods are applied to the predicted probabilities of each class. We compare our method with *Xian et al (2023)*[63] and *Adv Debiasing*. Note that method [63] directly produces the class labels instead of score function, so we can only perform the comparison on the classification accuracy and the unfairness based on Equation 2, which is in favor of their method. Following their paper, the parameter α for [63] are in $\{1, 0.16, 0.14, 0.12, 0.1, 0.08, 0.06, 0.04, 0.02, 0.01, 0.008, 0.006, 0.004, 0.002, 0.001, 0.0\}$. We present the result in Figure 2(c). From that figure, we can see that our method achieves a better balance between accuracy and unfairness than baselines, especially when a higher level of fairness is desired.

6.3 Representation learning

In this part, we explore the fair representation learning for self-supervised learning(SSL) models and large pre-trained foundation models. We experiment on *CelebA* dataset and *UTKFace* dataset[71]. Due to the scarcity of the postprocessing methods for self-supervised representation learning in existing literature, we still compare our method with the post-processing method *Hu et al. (2023)*[34] and *Adv Debiasing*. For CelebA dataset, we first train an SSL model to learn representations with a dimension of 128, by employing the algorithm proposed in [68] on the whole training dataset. Then we apply post-processing methods to eliminate the sensitive information in the raw representations. Specifically, for *Adv Debiasing*, we utilize the raw representations as the labels for the Predictor as there is no task-specific labels in self-supervised learning. In other words, we aim for the model to remove sensitive information while altering the raw representation as minimally as possible. With processed representations, we also build a multi-label logistic regression model to evaluate the performance on downstream tasks. For UTKFace dataset, the raw representations are generated by the image encoder of a released CLIP model[55] pre-trained on 400M text-image pairs, with a dimension of 512.

We evaluate the unfairness of the representations as well as the accuracy performance of the downstream tasks. The results are summarized in Figure 3 and 4. By examining the representations of Figure 3(a) and 4(a), it's evident that both the SSL model and CLIP model disclose sensitive attributes prominently. Even after applying post-processing techniques proposed in *Hu et al. (2023)*[34], this exposure persists, as depicted in Figure 3(b) and Figure 4(b). However, through our proposed methods illustrated in Figure 3(c) and Figure 4(c), we are able to achieve fairer representations with respect to sensitive groups. Notably, from Figure 3(d) and 4(d), we can observe that our method achieves a tradeoff between downstream performance and distributional parity, whereas *Hu et al. (2023)*[34] fails to improve the distributional parity because, as discussed in Figure 1, the elimination of unfairness in individual outputs may not necessarily mitigate unfairness in the joint distribution of outputs.

7 Conclusion and Discussion

In this paper, we have proposed a post-processing method to enhance fairness for multi-output machine learning models, which is underexplored in the literature. Our approach employs an optimal transport to move a model's outputs across different groups towards their empirical Wasserstein barycenter to achieve the model's distributional parity. We have developed an approximation technique to reduce the complexity of computing the exact barycenter and a kernel regression method for extending this process to out-of-sample data. Extensive experimental results on multi-class/multi-task classification and representation learning demonstrate the effectiveness of our method. One limitation of our work is that the notion of fairness in Definition 1 we pursue is strong while a weak notion such as (2) might be sufficient for some applications. To achieve a strong sense of fairness may lead to more decreases in the predictive performance than targeting at a weak sense. Another limitation is the lack of theoretical convergence analysis of the proposed method as the training sample size increases, which is an important future work.

References

- [1] Alekh Agarwal, Alina Beygelzimer, Miroslav Dudík, John Langford, and Hanna Wallach. A reductions approach to fair classification. In *International conference on machine learning*, pages 60–69. PMLR, 2018.

- [2] Alekh Agarwal, Miroslav Dudík, and Zhiwei Steven Wu. Fair regression: Quantitative definitions and reduction-based algorithms. In *International Conference on Machine Learning*, pages 120–129. PMLR, 2019.
- [3] Martial Agueh and Guillaume Carlier. Barycenters in the wasserstein space. *SIAM Journal on Mathematical Analysis*, 43(2):904–924, 2011.
- [4] Jason M Altschuler and Enric Boix-Adsera. Wasserstein barycenters are np-hard to compute. *SIAM Journal on Mathematics of Data Science*, 4(1):179–203, 2022.
- [5] Alexander Amini, Ava P Soleimany, Wilko Schwarting, Sangeeta N Bhatia, and Daniela Rus. Uncovering and mitigating algorithmic bias through learned latent structure. In *Proceedings of the 2019 AAAI/ACM Conference on AI, Ethics, and Society*, pages 289–295, 2019.
- [6] Ethan Anderes, Steffen Borgwardt, and Jacob Miller. Discrete wasserstein barycenters: Optimal transport for discrete data. *Mathematical Methods of Operations Research*, 84:389–409, 2016.
- [7] Pranjal Awasthi, Matthäus Kleindessner, and Jamie Morgenstern. Equalized odds postprocessing under imperfect group information. In *International conference on artificial intelligence and statistics*, pages 1770–1780. PMLR, 2020.
- [8] Solon Barocas, Moritz Hardt, and Arvind Narayanan. *Fairness and machine learning: Limitations and opportunities*. MIT Press, 2023.
- [9] Solon Barocas and Andrew D Selbst. Big data’s disparate impact. *California law review*, pages 671–732, 2016.
- [10] Alex Beutel, Jilin Chen, Zhe Zhao, and Ed H Chi. Data decisions and theoretical implications when adversarially learning fair representations. *arXiv preprint arXiv:1707.00075*, 2017.
- [11] Tolga Bolukbasi, Kai-Wei Chang, James Y Zou, Venkatesh Saligrama, and Adam T Kalai. Man is to computer programmer as woman is to homemaker? debiasing word embeddings. *Advances in neural information processing systems*, 29, 2016.
- [12] Toon Calders, Faisal Kamiran, and Mykola Pechenizkiy. Building classifiers with independency constraints. In *2009 IEEE international conference on data mining workshops*, pages 13–18. IEEE, 2009.
- [13] Ching-Yao Chuang and Youssef Mroueh. Fair mixup: Fairness via interpolation. *arXiv preprint arXiv:2103.06503*, 2021.
- [14] Evgenii Chzhen, Christophe Denis, Mohamed Hebiri, Luca Oneto, and Massimiliano Pontil. Leveraging labeled and unlabeled data for consistent fair binary classification. *Advances in Neural Information Processing Systems*, 32, 2019.
- [15] Evgenii Chzhen, Christophe Denis, Mohamed Hebiri, Luca Oneto, and Massimiliano Pontil. Fair regression with wasserstein barycenters. *Advances in Neural Information Processing Systems*, 33:7321–7331, 2020.
- [16] Evgenii Chzhen and Nicolas Schreuder. A minimax framework for quantifying risk-fairness trade-off in regression. *The Annals of Statistics*, 50(4):2416–2442, 2022.
- [17] Sam Corbett-Davies, Emma Pierson, Avi Feller, Sharad Goel, and Aziz Huq. Algorithmic decision making and the cost of fairness. In *Proceedings of the 23rd acm sigkdd international conference on knowledge discovery and data mining*, pages 797–806, 2017.
- [18] Sen Cui, Weishen Pan, Changshui Zhang, and Fei Wang. Bipartite ranking fairness through a model agnostic ordering adjustment. *IEEE Transactions on Pattern Analysis and Machine Intelligence*, 2023.
- [19] Brian d’Alessandro, Cathy O’Neil, and Tom LaGatta. Conscientious classification: A data scientist’s guide to discrimination-aware classification. *Big data*, 5(2):120–134, 2017.
- [20] Amit Datta, Michael Carl Tschantz, and Anupam Datta. Automated experiments on ad privacy settings: A tale of opacity, choice, and discrimination. *arXiv preprint arXiv:1408.6491*, 2014.

- [21] Christophe Denis, Romuald Elie, Mohamed Hebiri, and François Hu. Fairness guarantee in multi-class classification. *arXiv preprint arXiv:2109.13642*, 2021.
- [22] Mengnan Du, Subhabrata Mukherjee, Guanchu Wang, Ruixiang Tang, Ahmed Awadallah, and Xia Hu. Fairness via representation neutralization. *Advances in Neural Information Processing Systems*, 34:12091–12103, 2021.
- [23] Flavio du Pin Calmon, Dennis Wei, Bhanukiran Vinzamuri, Karthikeyan Natesan Ramamurthy, and Kush R Varshney. Data pre-processing for discrimination prevention: Information-theoretic optimization and analysis. *IEEE Journal of Selected Topics in Signal Processing*, 12(5):1106–1119, 2018.
- [24] Cynthia Dwork, Moritz Hardt, Toniann Pitassi, Omer Reingold, and Richard Zemel. Fairness through awareness. In *Proceedings of the 3rd innovations in theoretical computer science conference*, pages 214–226, 2012.
- [25] Cynthia Dwork and Christina Ilvento. Fairness under composition. *arXiv preprint arXiv:1806.06122*, 2018.
- [26] David A Edwards. On the kantorovich–rubinstein theorem. *Expositiones Mathematicae*, 29(4):387–398, 2011.
- [27] Anthony W Flores, Kristin Bechtel, and Christopher T Lowenkamp. False positives, false negatives, and false analyses: A rejoinder to machine bias: There’s software used across the country to predict future criminals. and it’s biased against blacks. *Fed. Probation*, 80:38, 2016.
- [28] Solenne Gaucher, Nicolas Schreuder, and Evgenii Chzhen. Fair learning with wasserstein barycenters for non-decomposable performance measures. In *International Conference on Artificial Intelligence and Statistics*, pages 2436–2459. PMLR, 2023.
- [29] Gabriel Goh, Andrew Cotter, Maya Gupta, and Michael P Friedlander. Satisfying real-world goals with dataset constraints. *Advances in neural information processing systems*, 29, 2016.
- [30] Thibaut Le Gouic, Jean-Michel Loubes, and Philippe Rigollet. Projection to fairness in statistical learning. *arXiv preprint arXiv:2005.11720*, 2020.
- [31] Moritz Hardt, Eric Price, and Nati Srebro. Equality of opportunity in supervised learning. *Advances in neural information processing systems*, 29, 2016.
- [32] Kaiming He, Xiangyu Zhang, Shaoqing Ren, and Jian Sun. Deep residual learning for image recognition. In *Proceedings of the IEEE conference on computer vision and pattern recognition*, pages 770–778, 2016.
- [33] Youngkyu Hong and Eunho Yang. Unbiased classification through bias-contrastive and bias-balanced learning. *Advances in Neural Information Processing Systems*, 34:26449–26461, 2021.
- [34] François Hu, Philipp Ratz, and Arthur Charpentier. Fairness in multi-task learning via wasserstein barycenters. *arXiv preprint arXiv:2306.10155*, 2023.
- [35] Gao Huang, Zhuang Liu, Laurens Van Der Maaten, and Kilian Q Weinberger. Densely connected convolutional networks. In *Proceedings of the IEEE conference on computer vision and pattern recognition*, pages 4700–4708, 2017.
- [36] Jeremy Irvin, Pranav Rajpurkar, Michael Ko, Yifan Yu, Silviana Ciurea-Ilcus, Chris Chute, Henrik Marklund, Behzad Haghgoo, Robyn Ball, Katie Shpanskaya, et al. Chexpert: A large chest radiograph dataset with uncertainty labels and expert comparison. In *Proceedings of the AAAI conference on artificial intelligence*, volume 33, pages 590–597, 2019.
- [37] Scott Jaschik. Admissions Offices, Cautiously, Start Using AI. <https://www.insidehighered.com/news/admissions/2023/05/15/admissions-offices-cautiously-start-using-ai>, 2023. Accessed: 2023-05-15.
- [38] Ray Jiang, Aldo Pacchiano, Tom Stepleton, Heinrich Jiang, and Silvia Chiappa. Wasserstein fair classification. In *Uncertainty in artificial intelligence*, pages 862–872. PMLR, 2020.
- [39] Faisal Kamiran and Toon Calders. Data preprocessing techniques for classification without discrimination. *Knowledge and information systems*, 33(1):1–33, 2012.

- [40] Byungju Kim, Hyunwoo Kim, Kyungsu Kim, Sungjin Kim, and Junmo Kim. Learning not to learn: Training deep neural networks with biased data. In *Proceedings of the IEEE/CVF conference on computer vision and pattern recognition*, pages 9012–9020, 2019.
- [41] Kweku Kwegyir-Aggrey, Jessica Dai, A Feder Cooper, John Dickerson, Keegan Hines, and Suresh Venkatasubramanian. Repairing regressors for fair binary classification at any decision threshold. In *NeurIPS 2023 Workshop Optimal Transport and Machine Learning*, 2023.
- [42] Johannes von Lindheim. Simple approximative algorithms for free-support wasserstein barycenters. *Computational Optimization and Applications*, 85(1):213–246, 2023.
- [43] Zachary Lipton, Julian McAuley, and Alexandra Chouldechova. Does mitigating ml’s impact disparity require treatment disparity? *Advances in neural information processing systems*, 31, 2018.
- [44] Weiwei Liu, Donna Xu, Ivor W Tsang, and Wenjie Zhang. Metric learning for multi-output tasks. *IEEE Transactions on Pattern Analysis and Machine Intelligence*, 41(2):408–422, 2018.
- [45] Ziwei Liu, Ping Luo, Xiaogang Wang, and Xiaoou Tang. Deep learning face attributes in the wild. In *Proceedings of International Conference on Computer Vision (ICCV)*, December 2015.
- [46] Pranay K Lohia, Karthikeyan Natesan Ramamurthy, Manish Bhide, Diptikalyan Saha, Kush R Varshney, and Ruchir Puri. Bias mitigation post-processing for individual and group fairness. In *Icassp 2019-2019 ieee international conference on acoustics, speech and signal processing (icassp)*, pages 2847–2851. IEEE, 2019.
- [47] Christos Louizos, Kevin Swersky, Yujia Li, Max Welling, and Richard Zemel. The variational fair autoencoder. *arXiv preprint arXiv:1511.00830*, 2015.
- [48] David Madras, Elliot Creager, Toniann Pitassi, and Richard Zemel. Learning adversarially fair and transferable representations. In *International Conference on Machine Learning*, pages 3384–3393. PMLR, 2018.
- [49] Sangwoo Mo, Hyunwoo Kang, Kihyuk Sohn, Chun-Liang Li, and Jinwoo Shin. Object-aware contrastive learning for debiased scene representation. *Advances in Neural Information Processing Systems*, 34:12251–12264, 2021.
- [50] Elizbar A Nadaraya. On estimating regression. *Theory of Probability & Its Applications*, 9(1):141–142, 1964.
- [51] Cathy O’neil. *Weapons of math destruction: How big data increases inequality and threatens democracy*. Crown, 2017.
- [52] Felix Petersen, Debarghya Mukherjee, Yuekai Sun, and Mikhail Yurochkin. Post-processing for individual fairness. *Advances in Neural Information Processing Systems*, 34:25944–25955, 2021.
- [53] Gabriel Peyré and Marco Cuturi. Computational optimal transport. *Foundations and Trends in Machine Learning*, 11(5-6):355–206, 2018.
- [54] Novi Quadrianto, Viktoriia Sharmanska, and Oliver Thomas. Discovering fair representations in the data domain. In *Proceedings of the IEEE/CVF conference on computer vision and pattern recognition*, pages 8227–8236, 2019.
- [55] Alec Radford, Jong Wook Kim, Chris Hallacy, Aditya Ramesh, Gabriel Goh, Sandhini Agarwal, Girish Sastry, Amanda Askell, Pamela Mishkin, Jack Clark, et al. Learning transferable visual models from natural language supervision. In *International conference on machine learning*, pages 8748–8763. PMLR, 2021.
- [56] Inioluwa Deborah Raji and Joy Buolamwini. Actionable auditing: Investigating the impact of publicly naming biased performance results of commercial ai products. In *Proceedings of the 2019 AAAI/ACM Conference on AI, Ethics, and Society*, pages 429–435, 2019.
- [57] Vikram V Ramaswamy, Sunnie SY Kim, and Olga Russakovsky. Fair attribute classification through latent space de-biasing. In *Proceedings of the IEEE/CVF conference on computer vision and pattern recognition*, pages 9301–9310, 2021.
- [58] Filippo Santambrogio. Optimal transport for applied mathematicians. *Birkäuser, NY*, 55(58-63):94, 2015.

- [59] Mhd Hasan Sarhan, Nassir Navab, Abouzar Eslami, and Shadi Albarqouni. Fairness by learning orthogonal disentangled representations. In *Computer Vision–ECCV 2020: 16th European Conference, Glasgow, UK, August 23–28, 2020, Proceedings, Part XXIX 16*, pages 746–761. Springer, 2020.
- [60] Nicolas Schreuder and Evgenii Chzhen. Classification with abstention but without disparities. In *Uncertainty in Artificial Intelligence*, pages 1227–1236. PMLR, 2021.
- [61] Tom Simonite. Probing the dark side of google’s ad-targeting system. *MIT Technology Review*, 2015.
- [62] Robin Vogel, Aurélien Bellet, and Stephan Cléménçon. Learning fair scoring functions: Bipartite ranking under roc-based fairness constraints. In *International conference on artificial intelligence and statistics*, pages 784–792. PMLR, 2021.
- [63] Ruicheng Xian, Lang Yin, and Han Zhao. Fair and optimal classification via post-processing. In *International Conference on Machine Learning*, pages 37977–38012. PMLR, 2023.
- [64] Qizhe Xie, Zihang Dai, Yulun Du, Eduard Hovy, and Graham Neubig. Controllable invariance through adversarial feature learning. *Advances in neural information processing systems*, 30, 2017.
- [65] Donna Xu, Yaxin Shi, Ivor W Tsang, Yew-Soon Ong, Chen Gong, and Xiaobo Shen. Survey on multi-output learning. *IEEE transactions on neural networks and learning systems*, 31(7):2409–2429, 2019.
- [66] Zhenhuan Yang, Yan Lok Ko, Kush R Varshney, and Yiming Ying. Minimax auc fairness: Efficient algorithm with provable convergence. In *Proceedings of the AAAI Conference on Artificial Intelligence*, volume 37, pages 11909–11917, 2023.
- [67] Yao Yao, Qihang Lin, and Tianbao Yang. Stochastic methods for auc optimization subject to auc-based fairness constraints. In *International Conference on Artificial Intelligence and Statistics*, pages 10324–10342. PMLR, 2023.
- [68] Zhuoning Yuan, Yuexin Wu, Zi-Hao Qiu, Xianzhi Du, Lijun Zhang, Denny Zhou, and Tianbao Yang. Provable stochastic optimization for global contrastive learning: Small batch does not harm performance. In *International Conference on Machine Learning*, pages 25760–25782. PMLR, 2022.
- [69] Xianli Zeng, Edgar Dobriban, and Guang Cheng. Bayes-optimal classifiers under group fairness. *arXiv preprint arXiv:2202.09724*, 2022.
- [70] Brian Hu Zhang, Blake Lemoine, and Margaret Mitchell. Mitigating unwanted biases with adversarial learning. In *Proceedings of the 2018 AAAI/ACM Conference on AI, Ethics, and Society*, pages 335–340, 2018.
- [71] Zhifei Zhang, Yang Song, and Hairong Qi. Age progression/regression by conditional adversarial autoencoder. In *Proceedings of the IEEE conference on computer vision and pattern recognition*, pages 5810–5818, 2017.

A Proofs

Before providing the proof of Theorem 1, let's review some additional results about Optimal Transport theory.

The next result shows that as long as two measures admit a density with finite second moments, there exists a unique deterministic optimal transport map between them.

Lemma 2 (Theorem 1.22 in [58]) *Let μ, ν be two measures on \mathbb{R}^k with finite second moments such that μ has a density and let $X \sim \mu$. Then there exists a unique deterministic mapping $T : \mathbb{R}^k \rightarrow \mathbb{R}^k$ such that*

$$\mathcal{W}_2^2(\mu, \nu) = \mathbb{E}\|X - T(X)\|_2^2,$$

that is $(X, T(X)) \sim \bar{\gamma} \in \Gamma_{\mu, \nu}$ where $\bar{\gamma}$ is an optimal coupling.

A.1 Proof of Theorem 1

This proof is originally from the proof of Theorem 2.3 in [15]. The only change is replacing the cumulative density function and its inverse to the optimal transport mapping. We include this proof here mainly for the sake of completeness.

Theorem 1 Suppose $\nu_{f^*|_s}$ has density and finite second moments for each $s \in \mathcal{S}$. Then

$$\min_{\mathcal{U}(f)=0} \mathcal{R}(f) = \mathcal{U}(f^*) = \min_{\nu} \sum_{s \in \mathcal{S}} p_s \mathcal{W}_2^2(\nu_{f^*|_s}, \nu).$$

Moreover, if f_0 and ν_0 solve the first and second minimization in (7), respectively, then ν_0 is the density of f_0 and

$$f_0(x, s) = T_{f^*|_s, \nu_0}(f^*(x, s))$$

where $T_{f^*|_s, \nu_0} : \mathbb{R}^k \rightarrow \mathbb{R}^k$ is the optimal transport mapping from $\nu_{f^*|_s}$ to ν_0 .

Proof First, we'd like to show that

$$\min_{\mathcal{U}(f)=0} \mathbb{E}\|f^*(X, S) - f(X, S)\|^2 \geq \min_{\nu} \sum_{s \in \mathcal{S}} p_s \mathcal{W}_2^2(\nu_{f^*|_s}, \nu).$$

Let $\bar{g} : \mathbb{R}^d \times \mathcal{S} \rightarrow \mathbb{R}^k$ be the minimizer of the l.h.s of the above equation and denoted by $\nu_{\bar{g}}$ the distribution of \bar{g} . Since $\nu_{f^*|_s}$ admits density, with Lemma 2, for each $s \in \mathcal{S}$ there exists $T_{f^*|_s, \bar{g}}$ such that

$$\begin{aligned} \sum_{s \in \mathcal{S}} p_s \mathcal{W}_2^2(\nu_{f^*|_s}, \nu_{\bar{g}}) &= \sum_{s \in \mathcal{S}} p_s \int \|z - T_{f^*|_s, \bar{g}}(z)\|^2 d\nu_{f^*|_s}(z) \\ &= \sum_{s \in \mathcal{S}} p_s \int_{\mathbb{R}^d} \|f^*(x, s) - T_{f^*|_s, \bar{g}}(f^*(x, s))\|^2 d\mathbb{P}_{X|S=s}(x) \\ &= \sum_{s \in \mathcal{S}} p_s \mathbb{E}[\|f^*(X, s) - T_{f^*|_s, \bar{g}}(f^*(X, s))\|^2 | S = s] \\ &= \mathbb{E}\|f^*(X, S) - \tilde{g}(X, S)\|^2 \end{aligned}$$

where we define $\tilde{g}(x, s) = T_{f^*|_s, \bar{g}}(f^*(x, s))$ for all $(x, s) \in \mathbb{R}^d \times \mathcal{S}$. With optimal transportation, $\tilde{g}(X, s)|S = s$ follow the distribution $\nu_{\bar{g}}$ for any $s \in \mathcal{S}$. Then we have

$$\mathcal{U}(\tilde{g}) = \min_{\nu} \sum_{s \in \mathcal{S}} p_s \mathcal{W}_2^2(\nu_{\tilde{g}|_s}, \nu) = 0$$

which indicates \tilde{g} is fair. By optimality of \bar{g} we have

$$\mathbb{E}\|f^*(X, S) - \tilde{g}(X, S)\|^2 \geq \mathbb{E}\|f^*(X, S) - \bar{g}(X, S)\|^2$$

Due to definition of \mathcal{W}_2^2 , for each $s \in \mathcal{S}$ we have

$$\mathcal{W}_2^2(\nu_{f^*|_s}, \nu_{\bar{g}}) \leq \mathbb{E}[\|f^*(X, S) - \bar{g}(X, S)\|^2 | S = s]$$

Then we can conclude

$$\sum_{s \in \mathcal{S}} p_s \mathcal{W}_2^2(\nu_{f^*|_s}, \nu_{\bar{g}}) = \min_{\mathcal{U}(f)=0} \mathbb{E}\|f^*(X, S) - f(X, S)\|^2$$

This implies that

$$\min_{\mathcal{U}(f)=0} \mathbb{E} \|f^*(X, S) - f(X, S)\|^2 \geq \min_{\nu} \sum_{s \in S} p_s \mathcal{W}_2^2(\nu_{f^*|s}, \nu). \quad (16)$$

Second, we are going to show that the opposite inequality also holds. To this end, we define ν_0 as

$$\nu_0 \in \arg \min_{\nu} \sum_{s \in S} p_s \mathcal{W}_2^2(\nu_{f^*|s}, \nu)$$

Since we assume $\nu_{f^*|s}$ admits density, with Lemma 2, there exists $T_{\nu_{f^*|s}, \nu_0}$ as a optimal transport map from $\nu_{f^*|s}$ to ν_0 . And we define f_0 for all $(x, s) \in \mathbb{R}^d \times S$ as

$$f_0(x, s) = T_{\nu_{f^*|s}, \nu_0} \circ f^*(x, s)$$

By the definition of f_0 and the Lemma 2, we have

$$\min_{\nu} \sum_{s \in S} p_s \mathcal{W}_2^2(\nu_{f^*|s}, \nu) = \mathbb{E} \|f^*(X, S) - f_0(X, S)\|^2 \quad (17)$$

Moreover since ν_0 is independent from S , using similar argument as above we can show that f_0 is fair, and it yields

$$\min_{\nu} \sum_{s \in S} p_s \mathcal{W}_2^2(\nu_{f^*|s}, \nu) \geq \min_{\mathcal{U}(f)=0} \mathbb{E} \|f^*(X, S) - f(X, S)\|^2. \quad (18)$$

Therefore, combining Eq. 16 and Eq. 18, we showed that

$$\min_{\nu} \sum_{s \in S} p_s \mathcal{W}_2^2(\nu_{f^*|s}, \nu) = \min_{\mathcal{U}(f)=0} \mathbb{E} \|f^*(X, S) - f(X, S)\|^2.$$

Thanks to Eq. 17, we can also have

$$\mathbb{E} \|f^*(X, S) - f_0(X, S)\|^2 = \mathbb{E} \|f^*(X, S) - \bar{g}(X, S)\|^2$$

and since f_0 is fair we can put $\bar{g} = f_0$. This proof is concluded.

A.2 Proof of Lemma 1

Lemma 1 Let $\bar{f}(x, s) := \tilde{T}_{\nu_{f^*(D_s)}, \tilde{\nu}_0}(f^*(x, s))$

$$\lim_{h \rightarrow 0} \mathcal{U}(\bar{f}(X, S)) = O\left(\sum_{s \in S} \mathcal{W}_2^2(\nu_{f^*|s}, \nu_{f^*(D_s)})\right)$$

Proof Recall that (X, S) is the ground-truth distribution. Let $\bar{f}(x, s) := \tilde{T}_{\nu_{f^*(D_s)}, \tilde{\nu}_0}(f^*(x, s))$, $\nu_{\bar{f}}$ be the distribution of $\bar{f}(X, S)$, and $\nu_{\bar{f}|s}$ be distribution of $\bar{f}(X, S)$ conditioning on $S = x$ for $s \in S$.

Furthermore, we denote the discrete distribution of $\bar{f}(x, s)$ when (x, s) is uniformly sampled from D_s as

$$\nu_{\bar{f}(D_s)} = \frac{1}{n_s} \sum_{i=1}^{n_s} \delta_{\bar{f}(x_i^s, s)} \text{ for } s \in S.$$

Note that, as h goes to zero, the kernel regression becomes the nearest neighbor regression. In particular,

$$\lim_{h \rightarrow 0} \tilde{T}_{\nu_{f^*(D_s)}, \tilde{\nu}_0}(f^*(x_i^s, s)) = T_{\nu_{f^*(D_s)}, \tilde{\nu}_0}(f^*(x_i^s, s)).$$

This further implies

$$\lim_{h \rightarrow 0} \nu_{\bar{f}(D_s)} = \frac{1}{n_s} \sum_{i=1}^{n_s} \delta_{\bar{f}(x_i^s, s)} = \frac{1}{n_s} \sum_{i=1}^{n_s} \lim_{h \rightarrow 0} \delta_{\bar{f}(x_i^s, s)} = \tilde{\nu}_0. \quad (19)$$

By (5), we have

$$\begin{aligned} \mathcal{U}(\bar{f}) &= \min_{\nu} \sum_{s \in S} p_s \mathcal{W}_2^2(\nu_{\bar{f}|s}, \nu) \leq \sum_{s \in S} p_s \mathcal{W}_2^2(\nu_{\bar{f}|s}, \tilde{\nu}_0) \\ &\leq \sum_{s \in S} p_s \mathcal{W}_2^2(\nu_{\bar{f}|s}, \nu_{\bar{f}(D_s)}) + \sum_{s \in S} p_s \mathcal{W}_2^2(\nu_{\bar{f}(D_s)}, \tilde{\nu}_0), \end{aligned} \quad (20)$$

where the second inequality is the triangle inequality.

Let's fix $s \in \mathcal{S}$ in the following discussion. Suppose $\tilde{\nu}_0$ has n_0 supports, denoted by $\{\xi_i\}_{i=1}^{n_0}$, and the mass in support i is q_i . Also, The optimal transport mapping $T_{\nu_{f^*(D_s)}, \tilde{\nu}_0}(f^*(x_i^s, s))$ is a discrete distribution supported on $\tilde{\nu}_0$ (see (12)). We denote the change of mapping $f^*(x_i^s, s)$ to ξ_j by P_{ij}^s . Similarly, $\nu_{\bar{f}|_s}$ and $\nu_{\bar{f}(D_s)}$ are both discrete distributions supported on $\{\xi_i\}_{i=1}^{n_0}$. Suppose the mass of ξ_i in $\nu_{\bar{f}|_s}$ and $\nu_{\bar{f}(D_s)}$ are q_i^{ker} and q_i^{emp} , respectively.

By Kantorovich-Rubinstein duality [26] (or linear program duality), there exists a constant C_1 such that

$$\mathcal{W}_2^2(\nu_{\bar{f}|_s}, \nu_{\bar{f}(D_s)}) \leq C_1 \|q^{ker} - q^{emp}\|^2 \quad (21)$$

Note that

$$q_j^{ker} = \mathbb{E}_{(X,S)|S=s} \frac{\sum_{i=1}^{n_s} K\left(\frac{f^*(x,s) - f^*(x_i^s, s)}{h}\right) P_{ij}^s}{\sum_{i=1}^{n_s} K\left(\frac{f^*(x,s) - f^*(x_i^s, s)}{h}\right)}$$

while

$$q_j^{emp} = \frac{1}{n_s} \sum_{l=1}^{n_s} \frac{\sum_{i=1}^{n_s} K\left(\frac{f^*(x_l^s, s) - f^*(x_i^s, s)}{h}\right) P_{ij}^s}{\sum_{i=1}^{n_s} K\left(\frac{f^*(x_l^s, s) - f^*(x_i^s, s)}{h}\right)}.$$

They can be viewed as the expectation of

$$\frac{\sum_{i=1}^{n_s} K\left(\frac{\xi - f^*(x_i^s, s)}{h}\right) P_{ij}^s}{\sum_{i=1}^{n_s} K\left(\frac{\xi - f^*(x_i^s, s)}{h}\right)}$$

on when ξ follows $\nu_{f^*|_s}$ and $\nu_{f^*(D_s)}$, respectively. Since K is Lipschitz continuous, by Kantorovich-Rubinstein inequality [26], there exists a constant C_2 such that

$$\|q^{ker} - q^{emp}\|^2 \leq C_2 \mathcal{W}_2^2(\nu_{f^*|_s}, \nu_{f^*(D_s)}). \quad (22)$$

Applying (21) and (22) to (20) gives

$$\mathcal{U}(\bar{f}) \leq \sum_{s \in \mathcal{S}} C_1 C_2 \mathcal{W}_2^2(\nu_{f^*|_s}, \nu_{f^*(D_s)}) + \sum_{s \in \mathcal{S}} p_s \mathcal{W}_2^2(\nu_{\bar{f}(D_s)}, \tilde{\nu}_0). \quad (23)$$

By (19), letting h go to zero gives the desired results.

B Experimental Details

All experiments in our paper are run on Colab and a GPU server with one NVIDIA A10 24G GPU.

B.1 Details of Datasets

In this section, we provide more details on the datasets we used in the numerical experiments. We include four datasets from various domains, including marketing domain (*Customer* dataset³), medical diagnosis (*Cheexpert* Dataset [36]), face recognition (*CelebA* dataset[45] and *UTKFace* dataset[71]).

The *Customer* dataset has 8068 training samples and 2627 testing samples and the task is to classify customers into anonymous customer categories for target marketing. We partition the data into four sensitive groups based on the gender and the marital status of customers: married female, unmarried female, married male, and unmarried male.

The *Cheexpert* dataset contains 224,316 training instances and the task is to detect five chest and lung diseases based on X-ray images. Due to the high computational complexity of solving optimal transportation between large datasets, we sample 5% instances from the original training data as the training set and sample another 5% as the testing set. The *CelebA* dataset contains 162,770 training instances and 39,829 testing instances and the task is to detect ten attributes (chosen based on [57]) of the person in an image, which are being attractive, having bags under eye, having black hair, having bangs, wearing glasses, having high cheek bones, being smiling, wearing hat, having a slightly open mouth, and have a pointy nose. For the same computational reason, we sample 5% instances from the original training data as the training set and sample 20% from the

³<https://www.kaggle.com/datasets/kaushiksuresh147/customer-segmentation>

original testing data as the testing set. For both Chexpert and CelebA datasets, we partition the data into four sensitive groups based on gender and age: young female, old female, young male, and old male. *UTKFace* dataset consists of 23705 face images with five groups in terms of race(i.e., White, Black, Asian, Indian, and Others) and we randomly split it into training and testing (8:2) sets. And the task is to classify gender and age ($25 \leq \text{age} \leq 60$, customized by us) based on face images. All the data in *UTKFace* dataset are utilized.