

XTREME-UP: A User-Centric Scarce-Data Benchmark for Under-Represented Languages

Sebastian Ruder* Jonathan H. Clark*

Alexander Gutkin Mihir Kale Min Ma Massimo Nicosia Shruti Rijhwani

Parker Riley Jean-Michel A. Sarr Xinyi Wang John Wieting

Nitish Gupta Anna Katanova Christo Kirov Dana L. Dickinson

Brian Roark Bidisha Samanta Connie Tao

David I. Adelani† Vera Axelrod Isaac Caswell Colin Cherry Dan Garrette

Reeve Ingle Melvin Johnson Dmitry Pantelev Partha Talukdar

Google †University College London

Abstract

Data scarcity is a crucial issue for the development of highly multilingual NLP systems. Yet for many under-represented languages (ULs)—languages for which NLP research is particularly far behind in meeting user needs—it is feasible to annotate small amounts of data. Motivated by this, we propose XTREME-UP, a benchmark defined by: its focus on the **scarce-data** scenario rather than zero-shot; its focus on **user-centric** tasks—tasks with broad adoption by speakers of high-resource languages; and its focus on **under-represented** languages where this scarce-data scenario tends to be most realistic. XTREME-UP evaluates the capabilities of language models across 88 under-represented languages over 9 key user-centric technologies including ASR, OCR, MT, and information access tasks that are of general utility. We create new datasets for OCR, autocomplete, semantic parsing, and transliteration, and build on and refine existing datasets for other tasks. XTREME-UP provides methodology for evaluating many modeling scenarios including text-only, multi-modal (vision, audio, and text), supervised parameter tuning, and in-context learning.¹ We evaluate commonly used models on the benchmark. We release all code and scripts to train and evaluate models.²

1 Introduction

The development of natural language processing (NLP) technology that serves most of world’s languages is hindered by the stark lack of data for most languages (Joshi et al., 2020). While there is increasing interest in developing datasets and models for under-represented languages (ULs), existing

datasets are often informed by established research directions in the NLP community (de Marneffe et al., 2021). While linguistic tasks such as syntactic parsing have become less practically relevant (Glavaš and Vulić, 2021), other tasks such as news summarization or sentiment analysis are informed by the availability of data in high-resource language settings and may be less useful for speakers of ULs (Varab and Schlueter, 2021; Muhammad et al., 2022). Impactful capabilities such as question answering or virtual assistants (Asai et al., 2021), on the other hand, often depend on ancillary technologies such as language ID, data filtering, automatic speech recognition (ASR), or optical character recognition (OCR) that are typically underperforming or unavailable for ULs (Caswell et al., 2020; Bapna et al., 2022; Kreutzer et al., 2022; Rijhwani et al., 2021; Khare et al., 2021). As a result, speakers of ULs will not be able to reap the benefits of such capabilities, even if the development of models is successful.

In order to make progress on NLP for ULs, we should thus focus on building datasets and evaluating models on tasks that are most likely to benefit speakers of those languages.³ To this end, we propose XTREME-UP (Under-Represented and User-Centric with Paucal⁴ Data), a benchmark focusing on evaluation of multilingual models on user-centric tasks in a few-shot setting.

We focus on tasks that technology users encounter regularly in their daily lives: i) information access tasks, which represent generally useful NLP capabilities; and ii) input/output tasks that enable

*Equal contribution. We list detailed contributions in §7.

¹While XTREME-UP supports in-context learning, our results indicate that few-shot in-context learning is less effective than fine-tuning on 100s of examples for ULs. We advocate for comparing such approaches directly as the community explores XTREME-UP.

²<https://github.com/google-research/xtreme-up>

³Speakers of ULs have many different needs ranging from standard NLP technology to language documentation and revitalization (Bird, 2022). Our focus is on standardized, institutional, and contact languages including dialects and non-standard language varieties spoken by large speaker populations.

⁴We borrow the term *paucal*—meaning few—from linguistics, to emphasize the scarce-data nature of XTREME-UP.

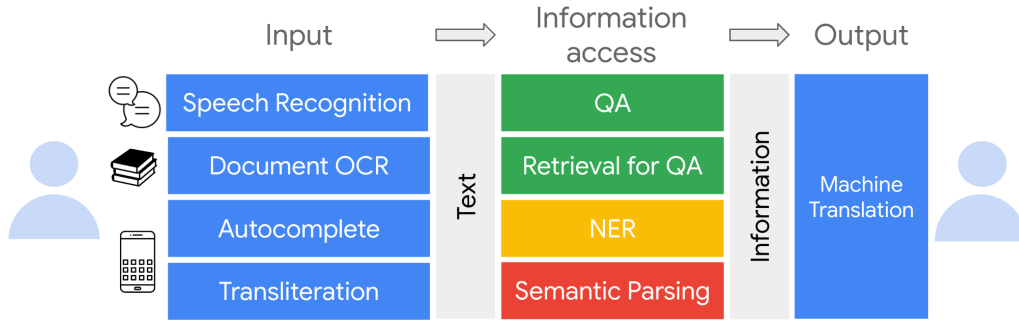


Figure 1: The tasks in XTREME-UP and their role in language technology. Left: enabling access to language technology; middle: facilitating information access as part of larger systems (question answering, information extraction, virtual assistants); right: making information accessible in the speaker’s language.

other technologies. We show the corresponding tasks and their role in typical interactions with language technology in Figure 1. Moving away from the standard cross-lingual zero-shot setting (Hu et al., 2020; Ruder et al., 2021), we introduce a standardized multilingual in-language fine-tuning setting based on the amount of data that can realistically be annotated or generated within 8h for a language.

Our results highlight the limitations of current models on ULs, demonstrate the potential of language models (LMs) to improve user-centric applications, and show the benefit of byte-based approaches, among other findings.

In this work, we contribute the first massively-multilingual few-example benchmark including: **a)** newly created data for QA, OCR, autocomplete, semantic parsing, and sentence-level transliteration; **b)** new task setups for named entity recognition (NER) enabling evaluation on natural—rather than tokenized—text; and for QA and retrieval providing a more interesting setting than the gold passage (GoldP) setup while offering a lower barrier-to-entry than the full TyDi QA Clark et al. (2020) or XOR (Asai et al., 2021) tasks; **c)** carefully-designed experimental setups, standardizing in-language fine-tuning and in-context learning and focusing on the information access scenario for ULs for ASR and MT; **d)** baseline results for all datasets on commonly-used subword and byte-based models.

2 Related Work

Multilingual benchmarks Some studies employ highly multilingual individual datasets for the evaluation of multilingual models, including Universal Dependencies (de Marneffe et al., 2021) or XL-Sum (Hasan et al., 2021). At the same time, there is

increasing work on datasets in ULs for a variety of applications (Niyongabo et al., 2020; Winata et al., 2023; Muhammad et al., 2023). Due to their rapidly growing capabilities, NLP models are increasingly evaluated on a suite of datasets. Existing multi-task multilingual benchmarks such as XTREME (Hu et al., 2020), XGLUE (Liang et al., 2020), and XTREME-R (Ruder et al., 2021) cover 20–50 mainly high-resource languages and prioritize tasks with available data, regardless of their utility to speakers. In contrast, XTREME-UP focuses on under-represented languages and user-centric tasks, creating new data for under-represented tasks and languages.

Multilingual evaluation The choice of the experimental setting and aggregation metric are important considerations in multilingual evaluation. Prior work focused on zero-shot cross-lingual transfer (Hu et al., 2020), which—despite being compelling from a scientific perspective (Artetxe et al., 2020)—is less practically useful. While in-language fine-tuning has been explored before (Lauscher et al., 2020; Hedderich et al., 2020), XTREME-UP is the first to standardize the setting across tasks based on realistic annotation costs. Different frameworks aggregate performance in different ways across languages. Blasi et al. (2022) assess the utility of a task by weighting model performance based on the size of the speaker population while Khanuja et al. (2023) introduce the Gini coefficient to quantify performance disparity across languages. XTREME-UP opts for a simple average over ULs, emphasizing intuitiveness and accessibility of the results.

3 XTREME-UP

3.1 Design Principles

XTREME-UP is motivated by the following design principles:

	Task	Train sum over HL+ULs	Train avg. per UL	Validation sum across ULs	Test sum across ULs	# of ULs (# of HLLs)	Metric	Annotation Cost minutes/example
Input & Output	Speech Recognition	274,514	2,647	26,556	60,118	77(23)	CER	0.2*
	Document OCR	60	9★	447	452	7(0)	CER	44.5
	Autocomplete	44,554	1,850	13,080	14,747	20(2)	Acc@3	0.3†
	Transliteration	7,360	120	28,000	28,000	12(1)	CER	2.7‡
	Machine Translation	19,877	120	34,860	70,000	70(23)	ChrF	4.0
Information Access	QA $\left\langle \begin{array}{l} \textit{in-lang.} \\ \textit{cross-lang.} \end{array} \right.$	59,559	426	3,656	3,688	6(3)	Span F1	3.0
		22,544	361	8,199	12,720	21(6)	Span F1	3.0
	Retrieval for QA $\left\langle \begin{array}{l} \textit{in-lang.} \\ \textit{cross-lang.} \end{array} \right.$	29,683	320	1,830	1,846	6(3)	MRR	3.0
		13,270	265	6,183	10,704	21(6)	MRR	3.0
	NER	28,023	1,401	14,250	18,192	20(0)	F1	0.3
	Semantic Parsing	6,373	273	2,533	39,253	9(11)	EM	2.0

Table 1: The tasks in XTREME-UP. For each task, we show both the sum of training examples across all languages—to give some insight into training scale—and the average number of training examples *for each under-represented language*—to highlight the challenge of the scarce-data learning scenario. XTREME-UP does not limit supervised training data in high-resource languages (HLLs) while each under-represented language (UL) has a maximum of 8 hours of annotation effort in its training split; see last column for estimated annotation effort. We also show the sum of validation and test examples across ULs as XTREME-UP evaluates only on ULs.

*Average time for read speech. †Based on mean typing speed (Dhakal et al., 2018) and average sentence length in Universal Dependencies (de Marneffe et al., 2021). ‡An annotated example can be used for both task directions. ★For document OCR, each example is a whole page; for example, 9 pages of training images per language corresponds to approximately 290 lines of output text per language. We will expand the data as we obtain publishers’ permission.

Under-represented languages We follow the ontology of Joshi et al. (2020) in defining ULs based on available data. Specifically, we select languages in categories 1–3 (e.g., Amharic, Estonian, Kinyarwanda) as under-represented, leaving categories 4–5 as high-resource languages (e.g., English, German, Hindi). We focus on tasks with existing data in ULs and tasks where we can efficiently collect such data at scale (see Appendix A for an overview of ULs in XTREME-UP).

User-centric tasks We focus on widely adopted user-facing tasks benefiting speakers of high-resource languages. We further break these down into two major groups: **1)** input/output tasks; and **2)** information access tasks (see Figure 1).

Scarce data We focus on a realistic scenario where a small amount of data is available in each UL. Mirroring reality, we do *not* restrict the amount of training data available in high-resource languages, but rather provide only as many labeled training examples as can be annotated in a realistic amount of time for ULs (see Section 3.2).

Efficiency We focus on massively multilingual evaluation settings that can still be run efficiently with a modest amount of compute.

Text-centric, yet multi-modal We focus on tasks that can be tackled using textual data alone and provide baseline systems that do so. We frame multi-modal tasks (OCR and ASR) so that natively multi-modal models can be evaluated fairly alongside

text-only models. We accomplish this by releasing original audio, image, and text model inputs while also providing baseline system output that can be fed to second-stage text-only systems. We hope to see fully multi-modal models take up this challenge over the coming years.

We provide an overview of the tasks in XTREME-UP in Table 1. We discuss motivation and high-level information in the next section and provide more details for each task in Appendix B.

3.2 How much data?

To ensure a realistic amount of training data, we limit the training data in each task per language to the number of examples that can be annotated in 8 hours. We believe this reflects the real difficulty of annotating training and evaluation data for a very large number of languages. In this way, we design for the *task first* and will let the research to develop technology that addresses these challenges follow. For each task, we estimate how long it takes to annotate a single example for a trained annotator.⁵ We base our estimates on prior work and our own annotation efforts.⁶ We show the data annotation time estimates in Table 1. For tasks with larger training datasets, we sub-sample the available data

⁵For simplicity, we estimate the annotation time for labeling only, ignoring factors such as training annotators, data processing, data validation, interface design, etc. We note that unlabeled data may not be available for certain ULs (Nekoto et al., 2020) and its creation may require tools such as keyboards, which may not be available in all languages.

⁶For autocomplete, we calculate average writing time.

accordingly. Table 1 shows the sub-sampled data sizes. We show an example instance of each task in Table 2.

3.3 Input / Output Tasks

Automatic speech recognition (ASR; B.1) The goal of ASR is to transcribe speech into human-readable text. It thus serves as a fundamental step for enabling natural language understanding applications on speech input. In many scenarios, users may strongly prefer to speak rather than type and so high-quality ASR is an enabling factor for such user interactions. We employ the FLEURS dataset (Conneau et al., 2023) consisting of recordings in 102 languages for sentences from FLORES-101 (Goyal et al., 2022), which were translated from English Wikipedia to 101 languages. We evaluate on the under-represented portion of the data, which covers 77 languages.

Optical character recognition (OCR; B.2) OCR, the process of converting text from images into machine-readable formats, is used in a wide range of applications, from extracting language data locked in paper books (Rijhwani et al., 2020) and imaging legal documents (Singh et al., 2012), to improving accessibility for people with low vision or blindness (Mowar et al., 2022). It is especially important for under-represented languages where both training data and content that users may wish to access may not be abundant as digital text on the web. While most existing datasets focus on higher-resourced languages (Nayef et al., 2017; Rigaud et al., 2019), there has been recent interest in developing OCR for ULs. This includes the creation of a small dataset for endangered languages (Rijhwani et al., 2020) and a synthetic dataset for 60 languages (Ignat et al., 2022).

We create a dataset that aims to fill the gaps and augment previous work in OCR for ULs, by focusing on larger-scale, typologically-diverse, and user-centric data. Our dataset contains transcriptions for books in seven languages: Amharic (am), Bengali (bn), Kannada (kn), Myanmar (Burmese; my), Sanskrit (sa), Sinhala (si), and Swahili (sw). The books domain is the primary use-case for a large number of downstream users, but is one of the most challenging for OCR models (Rigaud et al., 2019). The dataset consists of transcriptions of entire pages and thus enables leveraging the full context understanding capabilities of large language models. To demonstrate these capabilities, we use

the approach of “OCR post-correction”: training language models to correct recognition errors in transcriptions from existing OCR systems (Hammarström et al., 2017; Rijhwani et al., 2020).

Autocomplete (B.3) Autocomplete (or predictive text), i.e., predicting the rest of a word a user is typing, is a useful technology that speeds up human-computer interaction (Anson et al., 2006). As such, autocomplete has become a technology that users have come to expect and rely on for input in high-resource languages. The standard next word prediction task (Sundermeyer et al., 2012) does not accurately reflect this practical setting as it relies on predicting entire units (words, subwords, or characters); similarly, perplexity-based evaluation makes comparisons across segmentations and languages difficult (Mielke, 2019) while ignoring important threshold effects associated with the typical top-k predictions in a user interface (Tam and Wells, 2009).

To fill this gap, we introduce a new autocomplete task that unifies character, subword, and token-level LM settings by focusing on a “word” as the predictive unit. Models are required to complete the next word based on a left context of N words and an optional character n-gram prefix. We use accuracy@3 for evaluation to reflect the requirement of displaying a limited number of candidates to the user. We process high-quality natural language data from Universal Dependencies (de Marneffe et al., 2021), which we deduplicate against mC4 (Xue et al., 2021), the most common multilingual pre-training corpus in order to test models predictive rather than memorization capabilities.

Transliteration (B.4) Transliteration is the conversion of text between writing systems (Wellisch, 1978). Unlike translation, it does not change content but only script. For example, the Hindi sentence वस्तु नीला है (“the thing is blue”) might be written “vastu neela hai” in the Latin script (which is often called *romanization*).⁷ Transliteration is important because it allows users to type in their preferred script (e.g., Latin script) even if it is different than their preferred display script (e.g. Devanagari) and is used internally by many machine translation systems to rewrite names from different scripts.

⁷Informal romanization of this sort is very common, e.g., in South Asia, where languages are sometimes written by different communities in both Perso-Arabic and Brahmic scripts.


Task	Language	Input	Output
Speech Recognition	Swahili		marekebisho au maombi yoyote lazima yafuatwe kupitia wakala wa kusafiri kwanza na si moja kwa moja na hoteli
Document OCR	Burmese	ဆိုလိုက်သည်။ ၎င်းကဲ့သို့၊ ဝန်ထုပ်ပေးမှုကို တွင်းကွက်က အမှုထမ်းလုပ်ငန်း၊ အခြောက်ထိန်းရေးများနှင့် ကုန်းသို့တက်စေ၍၊ မြို့တော်ကဆီးတားပြင်ခတ်ရာ၊ အပြစ်ကိုခံ၍၊ ၎င်းမရပ်မဆိုင်း မကြောက်	ဆိုလိုက်သည်။ ၎င်းကဲ့သို့၊ ဝန်ထုပ်ပေးမှုကို တွင်းကွက်က အမှုထမ်းလုပ်ငန်း၊ အခြောက်ထိန်းရေးများနှင့် ကုန်းသို့တက်စေ၍၊ မြို့တော်ကဆီးတားပြင်ခတ်ရာ၊ အပြစ်ကိုခံ၍၊ ၎င်းမရပ်မဆိုင်း မကြောက်
Autocomplete	Nigerian Pidgin	make I just dey go back to my papa hou	house
Transliteration	Marathi	surguja bhagatale rahivahi.	सुरगुजा भागतले रहिवासी
Machine Translation	Xhosa	It was developed by John Smith in the 1970s to help inexperienced folders or those with limited motor skills.	Yeenziwa nguJohn Smith kwiminyaka yee-1970 ukunceda iifolda ezingenamava okanye ezo zinobuchule bemoto obulinganiselweyo.
In-language Retrieval for QA	Telugu	ఆంధ్రజ్యోతి పత్రిక యజమాని ఎవరు?	Title: వేమూరి రాధాకృష్ణ Passage: వేమూరి రాధాకృష్ణ ఆంధ్రజ్యోతి పత్రిక ప్రధాన సంపాదకులు మరియు మేనేజింగ్ డైరెక్టర్. ఏబీఎన్ ఆంధ్రజ్యోతి టీవీ ఛానల్లో ఇతని కార్యక్రమం ఓపెన్ హార్ట్ విత్ ఆర్కీ మిక్కిలి ప్రాచుర్యం పొందినది. ఆంధ్రజ్యోతి దినపత్రికలో సాధారణ విలేఖరిగా జీవితాన్ని మొదలుపెట్టి చివరికి దాని యజమాని స్థాయికి ఎదిగాడు.[1].
In-language QA	Telugu	Question: ఆంధ్రజ్యోతి పత్రిక యజమాని ఎవరు? Title: వేమూరి రాధాకృష్ణ Passage: వేమూరి రాధాకృష్ణ ఆంధ్రజ్యోతి పత్రిక ప్రధాన సంపాదకులు మరియు మేనేజింగ్ డైరెక్టర్. ఏబీఎన్ ఆంధ్రజ్యోతి టీవీ ఛానల్లో ఇతని కార్యక్రమం ఓపెన్ హార్ట్ విత్ ఆర్కీ మిక్కిలి ప్రాచుర్యం పొందినది. ఆంధ్రజ్యోతి దినపత్రికలో సాధారణ విలేఖరిగా జీవితాన్ని మొదలుపెట్టి చివరికి దాని యజమాని స్థాయికి ఎదిగాడు.[1].	వేమూరి రాధాకృష్ణ (or "No Answer" for some examples)
Cross-language Retrieval for QA	Oriya	ପ୍ରଶ୍ନ : ଲିଏ ଘଟାବତୀ ଏମ୍ ଶାନ୍ତଲେଇ ବାପା ଅଟେ?	Title: Satyavati Context: Daughter of the Chedi king, Vasu (also known as Uparichara Vasu) and a cursed "apsara" (celestial nymph) who was turned into a fish called Adrika, Satyavati was brought up as a commoner. . .
Cross-language QA	Oriya	Question: ପ୍ରଶ୍ନ : ଲିଏ ଘଟାବତୀ ଏମ୍ ଶାନ୍ତଲେଇ ବାପା ଅଟେ? Title: Satyavati Context: Daughter of the Chedi king, Vasu (also known as Uparichara Vasu) and a cursed "apsara" (celestial nymph) who was turned into a fish called Adrika, Satyavati was brought up as a commoner. . .	Uparichara Vasu (or "No Answer" for some examples)
NER	Wolof	Dafa di, nag, Èrob rawatina Farās, dañuy xeex ak a bunduxataal tuutaafóoni waaso yi.	LOC: Èrob LOC: Farās
Semantic Parsing	Zulu	Ingabe ikhona imicimbi yasendaweni eqhubekayo kuleli sonto	[IN:GET_EVENT [SL:ATTRIBUTE_EVENT yasendaweni] [SL:DATE_TIME kuleli sonto]]

Table 2: Examples of each task in XTREME-UP. The tasks are generally text-in, text-out with a few exceptions. On the output side, autocomplete requires generating the top-3 outputs and retrieval outputs document identifiers—current systems tend to implement retrieval by mapping both inputs and candidate outputs to vector and performing nearest neighbor lookup. On the input side, speech recognition has audio input and document OCR has image outputs; our initial baseline systems use external systems to map this to text as a preprocessing step, though we hope to see multi-modal systems eliminate this step in the near future.

We extend the Dakshina dataset (Roark et al., 2020), which provides romanizations of Wikipedia sentences written in the native scripts of 12 South Asian languages. To this data, we added: a) romanizations of native script Wikipedia for one new language (Amharic); and b) transliteration to a third script (Shahmukhi) for one already covered language (Punjabi). The resulting task covers 13 languages from three language families. For all these languages transliteration occurs from the Latin script to the native script of the language, and vice versa and between Shahmukhi (Perso-Arabic), Gurmukhi (Brahmic), and Latin for Punjabi, leading to a total of 30 transliteration directions.

Machine translation (MT; App. B.5) MT is an important technology for users of ULs wishing to read text written in a different language. However, most current approaches require large amounts of parallel training data to achieve good performance, which are often not available for ULs (Haddow et al., 2022). We focus on the information dissemination scenario where content from high-resource languages (including from tasks such as cross-lingual QA) is translated to enable information access by common users; as such, XTREME-UP includes translations from English into 93 languages, covering a wide range of high-resource and UL languages. Only 39 ULs are used for evaluation; the high-resource languages are included to allow for transfer learning.⁸ The dataset is adapted from FLORES-101 (Goyal et al., 2022), repurposing half of the dataset’s original development set as a training set. See §6 for a detailed discussion of how we distinguish freely-available unsupervised data versus purpose-annotated supervised data in XTREME-UP.

3.4 Information Access Tasks

Question Answering (B.6) Question answering is an important capability that enables responding to natural language questions with answers found in text (Kwiatkowski et al., 2019). We focus on the *information-seeking* scenario where questions are asked (and therefore written by dataset annotators) without knowing the answer—it is the system’s job to locate a suitable answer passage (if any); this is in contrast to the school-like reading comprehension scenario where questions are written while looking at text, which is guaranteed to con-

⁸Our baseline results were trained only on the 39 UL pairs for efficiency.

tain the answer. Importantly, information-seeking question-answer pairs tend to exhibit less lexical and morphosyntactic overlap between the question and answer since they are written separately.

We include two variants of the task: in the **in-language QA** task, both the question and passage are in the same language. In this task, original questions and passages are from the TyDi QA dataset (Clark et al., 2020). In the **cross-language QA** task, the question is in the user’s native language while the passage and answer are in a high-resource language having a large amount of available answer content (English). For this task, we use examples from TyDi XOR (Asai et al., 2021) in 7 languages. We additionally collect new data in 23 new Indic languages for cross-lingual QA by professionally translating questions and answers from existing Indic languages in XOR QA. This methodology mitigates the issue of translating Western-centric English data to locales with different topical interests. Cross-lingual QA is especially important for ULs since they may lack plentiful in-language answer content on the web.

In XTREME-UP’s QA task, a system is given a question, title, and a passage and must provide the answer—if any—or otherwise return that the question has “no answer” in the passage.⁹ To this end, we generalize the gold passage (Clark et al., 2020) setting, augmenting it with negative examples. These negatives are obtained from (a) passages within the same article as a passage containing the answer and (b) question-answer pairs from the full TyDi QA dataset where no answer was found in the candidate Wikipedia article. The data is split into training, validation, and test splits in such a way to avoid deduplication and overlap of splits, even across our various QA tasks.¹⁰

Retrieval for QA (B.6) Within the information-seeking QA scenario, the above core QA task assumes answer candidate passages as an input. In practice, a passage retrieval system for question-answering allows for the extraction of relevant text from a vast text corpus. The retrieved passages can then be used by a question-answering system to extract or generate an answer to the user’s question. In XTREME-UP, we separate retrieval into

⁹This format follows the SQuAD v2 setup (Rajpurkar et al., 2018).

¹⁰This turns out to be non-trivial given the different splits strategies across the various datasets and our decision to create a train, validation, and test set even where only a train and validation set were previously available for public download.

two distinct tasks, **in-language retrieval** and **cross-language retrieval**. For in-language retrieval, both the questions and passages are in the same language. The preparation of negatives, deduplication, and splits are identical to the QA task above. For validation and test, we create an index of 271k in-language passages (447k English passages for the cross-language task) making for a small enough index for efficient experimentation, while containing distractors that make for a challenging task, since these distractors are drawn from the same articles containing the target passages.

Named entity recognition (NER; B.7) NER is an important capability for information access systems that users depend on with applications ranging from recognizing requests for entity lookups to performing information extraction to populate the knowledge graphs that handle those requests. NER is also a capability needed in spell-checking and localization systems (Li et al., 2020).¹¹ Identifying entities in ULs poses challenges due to the use of different scripts, lack of capitalization, different numerical representations, etc. We build on MasakhaNER (Adelani et al., 2021) and MasakhaNER 2.0 (Adelani et al., 2022), two large NER datasets in African languages, which provide data in the standard CoNLL tokenized format (Tjong Kim Sang and De Meulder, 2003). In order to enable evaluation in a setting that is closer to the real world, we automatically map the annotated spans to the original raw text. The combined data with byte-level span annotations—termed MasakhaNER-X—covers 20 languages.¹²

Semantic parsing (App. B.8) Semantic parsing is the task of mapping a natural language utterance to a logical form or a structured interpretation that can be executed by a system such as a virtual assistant. For example a user utterance can be classified into an intent and parsed into slots: “wake me at 8 am” would be mapped to the “CreateAlarm” intent and would have a single “time” slot with “8 am” as value. Then the assistant may use this interpretation to create an alarm at the specified time. While modern models are becoming very capable of responding to users’ language inputs, we believe this

¹¹We emphasize the word *capability* here since we recognize that stand-alone NER *systems* may not be strictly necessary in the long run; however, the capability of recognizing and properly handling entities will remain.

¹²We remove the Fon and Hausa subsets of MasakhaNER 2.0 due to quality issues in the annotated data.

task is especially timely as users will increasingly want to turn their interactions with assistants and chat-like dialog systems into actions on external systems, which require API calls; this capability is what the semantic parsing task evaluates.

Recently, researchers published more multilingual semantic parsing datasets that focus on virtual assistant domains (Li et al., 2021; FitzGerald et al., 2022; Moghe et al., 2022; Goel et al., 2023). We extend a portion of an existing semantic parsing dataset to new languages targeting the following features: a) high-quality utterances produced by professional translators; b) a wide range of domains and intents; c) inclusion of different language families and some underrepresented languages; d) sentences with culturally relevant entities; and e) code-mixed sentences, i.e., multiple language within the same sentence—a common phenomenon in multilingual societies.

We adapt the test split of MTOP¹³ (Li et al., 2021) with professional translators/annotators to the following 15 languages: Amharic, Belarusian, Bengali, Brazilian Portuguese, Finnish, German, Hausa, Hungarian, Japanese, Russian, Swahili, Tamil, Turkish, Yoruba, and Zulu. Together with the original MTOP languages, the new MTOP++ dataset covers a total of 20 languages. The data we collect, differently from MTOP, is localized (i.e., Western-centric entities are replaced with more culturally relevant entities for the target language), following recent trends in multilingual benchmarking (Lin et al., 2021; Ding et al., 2022; Majewska et al., 2023).

We also extend MTOP to three widely spoken but under-represented Indic languages in a code-switching setting: Hindi-English, Bengali-English and Tamil-English. We automatically convert the test-split of MTOP to code-mixed utterances using PaLM (Chowdhery et al., 2022) and run human verification on such utterances.

3.5 Overall Evaluation

For each task, we evaluate model performance by computing a task-specific score. We employ character-level metrics such as character error rate (CER) and character n-gram F-score (chrF; Popović, 2015) rather than their word-level counterparts as they enable more fine-grained evaluation and are better suited to morphologically rich lan-

¹³All the other datasets were not yet available at the start of the project and annotation tasks. Still, such datasets are not focused on ULs.

guages. We obtain a final score by averaging the scores of all tasks. For each task, we only average performance over ULs (discussed in §3.1). For metrics such as character error rate (CER) where lower is better, we invert the scores before averaging scores across tasks. For mean reciprocal rank (MRR), which is in the 0.0–1.0 range, we renormalize it to the 0–100 range before averaging. While this scalar provides a quick overall impression of a system’s quality across a broad range of tasks, it is not a substitute for analyzing performance on individual tasks, languages, or types of examples.

4 Experiments

4.1 Experimental setting

Multilingual fine-tuning In contrast to prior benchmarks that focus on zero-shot cross-lingual transfer from English, XTREME-UP focuses on the more realistic scenario of fine-tuning on a small amount of data in the target language. To make this scenario scalable in a massively multilingual setting, XTREME-UP fine-tunes a single model on the combined training data across the available languages for each task. The data for each language is sub-sampled to emulate data sizes that can be realistically annotated within a reasonable time frame (see §3.2).

In-language in-context learning We also provide a 5-shot in-context learning setting where a model is provided with an English instruction and 5 exemplars in the target language in order to evaluate the progress on few-shot learning with large models for ULs. We provide the instruction for each task in Appendix C.¹⁴

4.2 Baselines

We provide results on a handful of baseline systems that have already been developed by the research community. Given that our focus in this paper is on the dataset and task setup rather than system building, we do not focus on offering novel modeling types nor do we exhaustively evaluate all possible models; rather we view these results as estimating a starting point from some well-known modeling approaches and seeding contributions from the

¹⁴The choice of prompt and exemplars can have a significant impact on performance (Zhao et al., 2021a,b). We provide a single instruction and set of exemplars per task and language for replicability and leave the search for better instructions and exemplars to future work.

Model	Eval setting	# of params	Vocab units	% of non-en pre-train data
mT5-Base	FT	580M	Subwords	94.3
ByT5-Base	FT	580M	Bytes	94.3
Flan-PaLM	ICL	62B	Subwords	22.0

Table 3: Additional information on baseline models including the setting in which we evaluate them (fine-tuning vs in-context learning), their size, their vocabulary, and the fraction of non-English pre-training data.

broader research community.¹⁵

Multilingual fine-tuning baselines For the main experimental setting of multilingual fine-tuning, we provide the following baselines: **mT5-base** (Xue et al., 2021) and a subword-based multilingual encoder-decoder model; **ByT5-base** (Xue et al., 2022), a byte-based multilingual encoder-decoder model.

In-context learning baseline For the in-context learning setting, we employ **Flan-PaLM** (Chung et al., 2022), an instruction-tuned version of PaLM (Chowdhery et al., 2022). We provide additional information on the baseline systems in Table 3.

To offer baseline systems that allow experimentation with text-only models, we use upstream models to provide initial output for ASR and OCR, and present text-based baselines that use these as inputs. We expect these baselines to give way to fully multi-modal models as research progresses. These initial ASR and OCR outputs should be seen as part of a baseline system, *not* part of the XTREME-UP benchmark itself. For ASR, we augment the data with predictions of the state-of-the-art Maestro-U (Chen et al., 2023) and then use a downstream text model to improve the outputs (Bassil and Alwani, 2012). Similarly, for OCR, we use the off-the-shelf Google Vision OCR¹⁶ to get first-pass outputs, and train language models to improve them (Dong and Smith, 2018; Rijhwani et al., 2020).

Infrastructure Models were trained using seqio and T5X (Roberts et al., 2022) on TPUs (Kumar et al., 2019; Pope et al., 2022).

¹⁵XTREME-UP offers a **public results tracker** for use in tracking the community’s progress on XTREME-UP. We conceptualize these results not as a competition, but as offering insights about different models and their trade-offs, each justifying and explaining how it should be compared to the others and how it informs the research landscape. Submissions can be made via self-service git pull requests.

¹⁶<https://cloud.google.com/vision/docs/ocr>

	Input & Output Tasks					Information Access Tasks				
	ASR	OCR	Autocomplete	Transliteration	MT	QA	Retrieval	NER	Semantic Parsing	
	Avg CER↓	CER↓	Acc@3↑	CER↓	chrF↑	F1↑	MRR↑	F1↑	EM↑	
<i>Multilingual fine-tuning</i>										
mT5-Base	8.5	(11.1) [★]	12.7	37.6	22.5	59.7 (74.9 / 44.6)	0.23 (0.41 / 0.07)	74.0	21.8	
ByT5-Base	8.2	(11.1) [★]	27.6	14.6	26.9	71.4 (82.3 / 60.5)	0.29 (0.45 / 0.18)	84.0	37.5	
<i>In-context learning (5-shot)</i>										
Flan-PaLM-62B	23.2	—	0.0 [†]	77.4	32.1	22.9 (20.9 / 24.9)	—	12.9	0.1	

Table 4: Overall results of baselines across all XTREME-UP v1.0 tasks for the test split. Scores on XTREME-UP average over evaluation scores of *under-represented* languages. QA and retrieval performance is the average of in-language and cross-language settings (indicated in brackets as in-language / cross-language). For OCR, we do not apply any additional models (mT5 nor ByT5) on top of the baseline OCR system; we show these results in parentheses. We do not attempt in-context learning (ICL) results for retrieval since ICL is typically only used for text-in, text-out use cases. [★] For OCR, we use the Google OCR API. [†] For autocomplete, while we observe reasonable performance on English completions, we find that the model typically does a very poor job outside of English.

4.3 Results

We show the baseline results in Table 4.¹⁷

Byte-based models outperform subword-based on ULs. The byte-based ByT5 outperforms the subword-based mT5 across most tasks. Gains are particularly pronounced for tasks that require dealing with information on the character level such as autocomplete and transliteration and for predicting information on the word level such as for NER and semantic parsing. These results demonstrate that as we train and evaluate our models on under-represented languages, standard modeling choices such as subword representations fall short.

In-context learning underperforms fine-tuning on limited data. The Flan-PaLM model generally performs worse than the models using fine-tuning, despite being much larger. Nevertheless, it achieves reasonable performance on machine translation, which is likely reflected in the pre-training data. On other tasks, however, it fails to reliably apply its English-centric knowledge to ULs. Despite fine-tuned models performing relatively well on NER, the in-context learning model is unable to consistently generalize to the task in a few-shot setting in under-represented languages. On semantic parsing, the model fails to generalize to the large number of domain-specific intents and slots using standard prompting in ULs.¹⁸ The autocomplete

tasks in particular demonstrate the lack of robust cross-lingual information in the English-centric PaLM model: it struggles to complete a sentence given a character prefix and fails to reliably convert between different scripts in the same language. XTREME-UP thus provides a strong challenge to test the generalization abilities of in-context learning methods to ULs.

There is a lot of headroom left to improve performance on ULs. Overall, across all tasks there is still a considerable amount of headroom left. For ASR, OCR and transliteration, around 10% of characters are still incorrectly predicted. On autocomplete, models only make the correct prediction in about one fourth of all cases. For MT, on average only about a third of n-grams in the hypothesis are also present in the reference, and vice versa. For QA and retrieval, there are large performance differences between in-language and cross-language settings and much headroom still left. On NER, models perform relatively well but are still far from perfect performance on the task. Finally, on semantic parsing models are only able to produce the correct output in around a third of all cases.

5 Analyses

Lowest-performing languages Models generally perform poorly on African languages. On transliteration, models perform relatively worst on the newly added Amharic language. On NER, which covers only African languages, performance is lowest for Amharic—likely due to its different script—and the extremely under-represented

¹⁷Detailed per-language results are available at <https://github.com/google-research/xtreme-up>.

¹⁸We leave the exploration of multilingual adaptive prompting and dynamic exemplar selection (Drozhdov et al., 2023) methods to future work.

Ghomálá'. Similarly, translation models underperform in Amharic and Yoruba. On ASR, the lowest-performing languages are Yoruba but models also struggle with other languages such as Gaelic, and many South Asian languages such as Lao, Khmer, and Burmese.

Task-specific observations ByT5 provides the best performance while the size of the model does not seem to impact performance much. Several aspects of the data lead to higher error rates in transliteration: the model struggles with input in the Perso-Arabic script and to produce output in Latin based on a different script. For autocomplete (see Appendix B.3), our analyses indicate that models perform better on text that uses the Latin script.

6 Recommendations

In this section, we make recommendations to researchers who plan to make use of this benchmark.

Use of splits XTREME-UP offers a train, validation, and test split for each task. We recommend using the training split for learning the parameters of your model or as exemplars for in-context learning while iteratively checking your progress on the validation (i.e. development) split. The test split should *not* be used for iterative evaluation of your models or other sorts of hill-climbing; instead, it should be reserved for reporting your results and comparing *after* you have finished development on your models. Experiments that follow this customary scientific rigor should expect to show better generalization and less overfitting to the test split.

Use of additional pre-training data One potential confounder for results along different pre-trained models is the variation in pre-training data; where this data overlaps with the targets (outputs) in XTREME-UP validation and test splits, results can be artificially inflated, providing a sense that results are better than they are in reality—if the validation or test data leaked into the pre-training data via contamination during large-scale data scraping, then it's unlikely that the system would truly perform as well for new unseen inputs. Therefore, we recommend that when researchers modify the pre-training data for a model, they explicitly report overlap (contamination) between the targets of the XTREME-UP validation/test splits and their pre-training corpus.¹⁹

¹⁹We recognize that this is a very large-scale undertaking, requiring a fairly large amount of compute. As such, we

Use of additional supervised data It is entirely possible that the community will find creative ways to improve models based on supervised data not included with XTREME-UP. However, researchers should bear in mind how this might affect the comparability of their results with other models. The following axes should be considered:

1. *Any* additional data from high resource languages is always allowed in the XTREME-UP setting.
2. Supervised data (e.g. parallel data for MT) harvested from the web, religious, books, and other opportunistic sources will typically be out-of-domain and is therefore admissible; conversely, supervised data from ULs from highly similar tasks or domains should generally be considered against the spirit of the XTREME-UP benchmark.
3. Monolingual data from UL is admissible with the caveat that one should measure overlap with targets, as discussed above.

Avoid off-the-shelf MT systems Data augmentation via automatically translating high-resource supervised data to languages with less supervised data has proven a very effective means of improving system quality. However, it is not necessarily realistic to use a pre-existing MT system (e.g. an API or an open-source model) since those systems have typically been trained on a large amount of parallel data—or at least unknown data. This means that additional supervised data would then be leaking into the experimental setup, which is otherwise intended to reflect the reality that most under-represented languages have very little supervised data. If data augmentation via translation is used, we encourage researchers to report the parallel data sources used and argue why this experimental setup is realistic—or to clearly point out such usage in their experiments as an unavoidable confound and discuss the limitations this sets on what conclusions can be drawn about how results will extrapolate to the breadth of under-represented languages.

suggest that it's may only be needed when making claims that compare systems (e.g. that the system with possibly-contaminated pre-training data is equivalent, better, or almost as good as some other system). Note, this analysis only needs to be done once for each pre-training corpus (e.g., once for mC4) and it is very likely that organizations with enough compute to pre-train a new model on a new corpus would also have sufficient compute to calculate overlap.

In all cases, researchers should rigorously report what additional data was used and how; each use case comes with its own considerations and, above all, researchers should make a well-reasoned argument that their use of data (i) does not artificially inflate evaluation scores and (ii) reflects a real-world scenario of finding and applying data.

7 Conclusion

We have presented XTREME-UP, a multilingual benchmark distinguished by its being (i) scarce-data, (ii) user-centric, and (iii) focused on under-represented languages. The benchmark contains input modalities of text, images, and audio while still allowing experimentation with text-only models. We hope this benchmark will be useful in accelerating research that is useful to speakers of under-represented languages and in highlighting both the progress and limitations of current models of language.

Acknowledgements

We thank Slav Petrov, Jason Riesa, Raphael Hoffmann, Dipanjan Das, Clara Rivera, Chris Alberti, Machel Reid, and Timothy Dozat for helpful discussions and feedback. We are grateful to Noah Constant for a review of a draft of the paper. We also gratefully acknowledge the contributions of the researchers who built the datasets that have gone into XTREME-UP; we recommend that all component datasets be cited individually when using XTREME-UP in a paper such that dataset authors (many of whom are not authors of this article) receive credit for their work and so that those original sources remain easily discoverable in the literature.

Contributions

In this section, we provide more detail about the contributions of each author.

General overview

Project leads Sebastian Ruder, Jonathan Clark

Primary contributors and task owners Alexander Gutkin, Mihir Kale, Min Ma, Massimo Nicosia, Shruti Rijhwani, Parker Riley, Jean-Michel Sarr, Xinyi Wang, John Wieting

Major contributors Nitish Gupta, Anna Katanova, Christo Kirov, Dana Dickinson, Brian Roark, Bidisha Samanta, Connie Tao

Supporting contributors David Adelani, Vera Axelrod, Isaac Caswell, Colin Cherry, Dan Garrette, Reeve Ingle, Melvin Johnson, Dmitry Pantelev, Partha Talukdar

By Task

ASR Min Ma

Autocomplete Jean-Michel Sarr, Vera Axelrod, Colin Cherry, Sebastian Ruder, Jonathan Clark

MT Parker Riley, Isaac Caswell, Colin Cherry, Jonathan Clark

NER Sebastian Ruder, David Adelani, Dan Garrette

OCR Shruti Rijhwani, Dana Dickinson, Reeve Ingle, Dmitry Pantelev, Sebastian Ruder

QA Mihir Kale, John Wieting, Nitish Gupta, Partha Talukdar, Jonathan Clark

Retrieval John Wieting

Semantic parsing Massimo Nicosia, Bidisha Samanta, Partha Talukdar

Transliteration Alexander Gutkin, Anna Katanova, Christo Kirov, Brian Roark

By Contribution

Evaluation framework and public results tracker Xinyi Wang

Program management Connie Tao

Fine tuning and modeling Alexander Gutkin, Mihir Kale, Min Ma, Massimo Nicosia, Shruti Rijhwani, Parker Riley, Jean-Michel Sarr, John Wieting, Sebastian Ruder, Jonathan Clark

Data processing Alexander Gutkin, Mihir Kale, Min Ma, Massimo Nicosia, Shruti Rijhwani, Parker Riley, Jean-Michel Sarr, Xinyi Wang, John Wieting, David Adelani, Vera Axelrod, Isaac Caswell, Colin Cherry, Dan Garrette, Reeve Ingle, Dmitry Pantelev, Sebastian Ruder, Jonathan Clark

Data collection Massimo Nicosia, Bidisha Samanta, Nitish Gupta, Anna Katanova, Christo Kirov, Dana Dickinson, Brian Roark

In-context learning Sebastian Ruder

Benchmark design Jonathan Clark, Sebastian Ruder, Melvin Johnson

References

David Adelani, Graham Neubig, Sebastian Ruder, Shruti Rijhwani, Michael Beukman, Chester Palen-Michel, Constantine Lignos, Jesujoba Alabi, Shamsuddeen Muhammad, Peter Nabende, Cheikh M. Bamba Dione, Andiswa Bukula, Rooweither Mabuya, Bonaventure F. P. Dossou, Blessing Sibanda, Happy Buzaaba, Jonathan Mukiibi, Godson Kalipe, Derguene Mbaye, Amelia Taylor, Fatoumata Kabore, Chris Chinenye Emezue, Anuoluwapo Aremu, Perez Ogayo, Catherine Gitau, Edwin Munkoh-Buabeng, Victoire Memdjokam Koagne, Allahsera Auguste Tapo, Tebogo Macucwa, Vukosi Marivate, Mboning Tchiaze Elvis, Tajuddeen Gwadabe, Tosin Adewumi, Orevaoghene Ahia, Joyce

- Nakatumba-Nabende, Neo Lerato Mokono, Ignatius Ezeani, Chiamaka Chukwuneke, Mofetoluwa Oluwaseun Adeyemi, Gilles Quentin Hacheme, Idris Abdulmumin, Odunayo Ogundepo, Oreen Yousuf, Tatiana Moteu, and Dietrich Klakow. 2022. [MasakhaNER 2.0: Africa-centric transfer learning for named entity recognition](#). In *Proceedings of the 2022 Conference on Empirical Methods in Natural Language Processing*, pages 4488–4508, Abu Dhabi, United Arab Emirates. Association for Computational Linguistics.
- David Ifeoluwa Adelani, Jade Abbott, Graham Neubig, Daniel D’souza, Julia Kreutzer, Constantine Lignos, Chester Palen-Michel, Happy Buzaaba, Shruti Rijhwani, Sebastian Ruder, Stephen Mayhew, Israel Abebe Azime, Shamsuddeen H. Muhammad, Chris Chinenye Emezue, Joyce Nakatumba-Nabende, Perez Ogayo, Aremu Anuoluwapo, Catherine Gitau, Derguene Mbaye, Jesujoba Alabi, Seid Muhie Yimam, Tajuddeen Rabi Gwadabe, Ignatius Ezeani, Rubungo Andre Niyongabo, Jonathan Mukiibi, Verah Otiende, Iroro Orife, Davis David, Samba Ngom, Tosin Adewumi, Paul Rayson, Mofetoluwa Adeyemi, Gerald Muriuki, Emmanuel Anebi, Chiamaka Chukwuneke, Nkiruka Odu, Eric Peter Wairagala, Samuel Oyerinde, Clemencia Siro, Tobius Saul Bateesa, Temilola Oloyede, Yvonne Wambui, Victor Akinode, Deborah Nabagereka, Maurice Katusiime, Ayodele Awokoya, Mouhamadane MBOUP, Dibora Gebreyohannes, Henok Tilaye, Kelechi Nwaike, Degaga Wolde, Abdoulaye Faye, Blessing Sibanda, Orevaoghene Ahia, Bonaventure F. P. Dossou, Kelechi Ogueji, Thierno Ibrahima DIOP, Abdoulaye Diallo, Adewale Akinfaderin, Tendai Marengereke, and Salomey Osei. 2021. [MasakhaNER: Named entity recognition for African languages](#). *Transactions of the Association for Computational Linguistics*, 9:1116–1131.
- Denis Anson, Penni Moist, Mary Przywara, Heather Wells, Heather Saylor, and Hantz Maxime. 2006. [The effects of word completion and word prediction on typing rates using on-screen keyboards](#). *Assistive Technology*, 18(2):146–154.
- Mikel Artetxe, Sebastian Ruder, Dani Yogatama, Gorka Labaka, and Eneko Agirre. 2020. [A call for more rigor in unsupervised cross-lingual learning](#). In *Proceedings of the 58th Annual Meeting of the Association for Computational Linguistics*, pages 7375–7388, Online. Association for Computational Linguistics.
- Akari Asai, Jungo Kasai, Jonathan Clark, Kenton Lee, Eunsol Choi, and Hannaneh Hajishirzi. 2021. [XOR QA: Cross-lingual open-retrieval question answering](#). In *Proceedings of the 2021 Conference of the North American Chapter of the Association for Computational Linguistics: Human Language Technologies*, pages 547–564, Online. Association for Computational Linguistics.
- Ankur Bapna, Isaac Caswell, Julia Kreutzer, Orhan Firat, Daan van Esch, Aditya Siddhant, Mengmeng Niu, Pallavi Baljekar, Xavier Garcia, Wolfgang Macherey, Theresa Breiner, Vera Axelrod, Jason Riesa, Yuan Cao, Mia Xu Chen, Klaus Macherey, Maxim Krikun, Pidong Wang, Alexander Gutkin, Apurva Shah, Yanping Huang, Zhifeng Chen, Yonghui Wu, and Macduff Hughes. 2022. [Building machine translation systems for the next thousand languages](#). *arXiv preprint arXiv:2205.03983*.
- Youssef Bassil and Mohammad Alwani. 2012. [Post-Editing Error Correction Algorithm For Speech Recognition using Bing Spelling Suggestion](#). (*IJACSA*) *International Journal of Advanced Computer Science and Applications*, 3(2):95–101.
- Steven Bird. 2022. [Local languages, third spaces, and other high-resource scenarios](#). In *Proceedings of the 60th Annual Meeting of the Association for Computational Linguistics (Volume 1: Long Papers)*, pages 7817–7829, Dublin, Ireland. Association for Computational Linguistics.
- Damian Blasi, Antonios Anastasopoulos, and Graham Neubig. 2022. [Systematic inequalities in language technology performance across the world’s languages](#). In *Proceedings of the 60th Annual Meeting of the Association for Computational Linguistics (Volume 1: Long Papers)*, pages 5486–5505, Dublin, Ireland. Association for Computational Linguistics.
- Isaac Caswell, Theresa Breiner, Daan van Esch, and Ankur Bapna. 2020. [Language ID in the wild: Unexpected challenges on the path to a thousand-language web text corpus](#). In *Proceedings of the 28th International Conference on Computational Linguistics*, pages 6588–6608, Barcelona, Spain (Online). International Committee on Computational Linguistics.
- Zhehuai Chen, Ankur Bapna, Andrew Rosenberg, Yu Zhang, Bhuvana Ramabhadran, Pedro Moreno, and Nanxin Chen. 2023. [Maestro-U: Leveraging joint speech-text representation learning for zero supervised speech ASR](#). In *Proceedings of 2022 IEEE Spoken Language Technology Workshop (SLT)*, pages 68–75, Doha, Qatar. IEEE.
- Aakanksha Chowdhery, Sharan Narang, Jacob Devlin, Maarten Bosma, Gaurav Mishra, Adam Roberts, Paul Barham, Hyung Won Chung, Charles Sutton, Sebastian Gehrmann, Parker Schuh, Kensen Shi, Sasha Tsvyashchenko, Joshua Maynez, Abhishek Rao, Parker Barnes, Yi Tay, Noam Shazeer, Vinodkumar Prabhakaran, Emily Reif, Nan Du, Ben Hutchinson, Reiner Pope, James Bradbury, Jacob Austin, Michael Isard, Guy Gur-Ari, Pengcheng Yin, Toju Duke, Anselm Levskaya, Sanjay Ghemawat, Sunipa Dev, Henryk Michalewski, Xavier Garcia, Vedant Misra, Kevin Robinson, Liam Fedus, Denny Zhou, Daphne Ippolito, David Luan, Hyeontaek Lim, Barret Zoph, Alexander Spiridonov, Ryan Sepassi, David Dohan, Shivani Agrawal, Mark Omernick, Andrew M. Dai, Thanumalayan Sankaranarayanan Pillai, Marie Pellat, Aitor Lewkowycz, Erica Moreira, Rewon Child, Oleksandr Polozov, Katherine Lee, Zongwei Zhou, Xuezhi Wang, Brennan Saeta,

- Mark Diaz, Orhan Firat, Michele Catasta, Jason Wei, Kathy Meier-Hellstern, Douglas Eck, Jeff Dean, Slav Petrov, and Noah Fiedel. 2022. [PaLM: Scaling language modeling with Pathways](#). *arXiv preprint arXiv:2204.02311*.
- Hyung Won Chung, Le Hou, Shayne Longpre, Barret Zoph, Yi Tay, William Fedus, Yunxuan Li, Xuezhi Wang, Mostafa Dehghani, Siddhartha Brahma, Albert Webson, Shixiang Shane Gu, Zhuyun Dai, Mirac Suzgun, Xinyun Chen, Aakanksha Chowdhery, Alex Castro-Ros, Marie Pellat, Kevin Robinson, Dasha Valter, Sharan Narang, Gaurav Mishra, Adams Yu, Vincent Zhao, Yanping Huang, Andrew Dai, Hongkun Yu, Slav Petrov, Ed H. Chi, Jeff Dean, Jacob Devlin, Adam Roberts, Denny Zhou, Quoc V. Le, and Jason Wei. 2022. [Scaling instruction-finetuned language models](#). *arXiv preprint arXiv:2210.11416*.
- Jonathan H. Clark, Eunsol Choi, Michael Collins, Dan Garrette, Tom Kwiatkowski, Vitaly Nikolaev, and Jennimaria Palomaki. 2020. [TyDi QA: A benchmark for information-seeking question answering in typologically diverse languages](#). *Transactions of the Association for Computational Linguistics*, 8:454–470.
- Alexis Conneau, Min Ma, Simran Khanuja, Yu Zhang, Vera Axelrod, Siddharth Dalmia, Jason Riesa, Clara Rivera, and Ankur Bapna. 2023. [FLEURS: Few-shot learning evaluation of universal representations of speech](#). In *2022 IEEE Spoken Language Technology Workshop (SLT)*, pages 798–805, Doha, Qatar. IEEE.
- Marie-Catherine de Marneffe, Christopher D. Manning, Joakim Nivre, and Daniel Zeman. 2021. [Universal Dependencies](#). *Computational Linguistics*, 47(2):255–308.
- Vivek Dhakal, Anna Maria Feit, Per Ola Kristensson, and Antti Oulasvirta. 2018. [Observations on typing from 136 million keystrokes](#). In *Proceedings of the 2018 CHI Conference on Human Factors in Computing Systems*, pages 1–12, Montréal, Canada. Association for Computing Machinery (ACM).
- Bosheng Ding, Junjie Hu, Lidong Bing, Mahani Aljunied, Shafiq Joty, Luo Si, and Chunyan Miao. 2022. [GlobalWoZ: Globalizing MultiWoZ to develop multilingual task-oriented dialogue systems](#). In *Proceedings of the 60th Annual Meeting of the Association for Computational Linguistics (Volume 1: Long Papers)*, pages 1639–1657, Dublin, Ireland. Association for Computational Linguistics.
- Rui Dong and David Smith. 2018. [Multi-input attention for unsupervised OCR correction](#). In *Proceedings of the 56th Annual Meeting of the Association for Computational Linguistics (Volume 1: Long Papers)*, pages 2363–2372, Melbourne, Australia. Association for Computational Linguistics.
- Andrew Drozdov, Nathanael Schärli, Ekin Akyürek, Nathan Scales, Xinying Song, Xinyun Chen, Olivier Bousquet, and Denny Zhou. 2023. [Compositional semantic parsing with large language models](#). In *Proceedings of ICLR 2023*.
- Jack FitzGerald, Christopher Hench, Charith Peris, and Kay Rottmann. 2022. [Massively multilingual natural language understanding 2022 \(MMNLU-22\) workshop and competition](#). In *Proceedings of the Massively Multilingual Natural Language Understanding Workshop (MMNLU-22)*, pages 83–87, Abu Dhabi, United Arab Emirates (Hybrid). Association for Computational Linguistics.
- Goran Glavaš and Ivan Vulić. 2021. [Is supervised syntactic parsing beneficial for language understanding tasks? an empirical investigation](#). In *Proceedings of the 16th Conference of the European Chapter of the Association for Computational Linguistics: Main Volume*, pages 3090–3104, Online. Association for Computational Linguistics.
- Rahul Goel, Waleed Ammar, Aditya Gupta, Siddharth Vashishtha, Motoki Sano, Faiz Surani, Max Chang, HyunJeong Choe, David Greene, Kyle He, Rattima Nitisaroj, Anna Trukhina, Shachi Paul, Pararth Shah, Rushin Shah, and Zhou Yu. 2023. [PRESTO: A multilingual dataset for parsing realistic task-oriented dialogs](#). *arXiv preprint arXiv:2303.08954*.
- Naman Goyal, Cynthia Gao, Vishrav Chaudhary, Peng-Jen Chen, Guillaume Wenzek, Da Ju, Sanjana Krishnan, Marc’Aurelio Ranzato, Francisco Guzmán, and Angela Fan. 2022. [The Flores-101 evaluation benchmark for low-resource and multilingual machine translation](#). *Transactions of the Association for Computational Linguistics*, 10:522–538.
- Alexander Gutkin, Cibu Johny, Raiomond Doctor, Brian Roark, and Richard Sproat. 2022. [Beyond Arabic: Software for Perso-Arabic script manipulation](#). In *Proceedings of the The Seventh Arabic Natural Language Processing Workshop (WANLP)*, pages 381–387, Abu Dhabi, United Arab Emirates (Hybrid). Association for Computational Linguistics.
- Barry Haddow, Rachel Bawden, Antonio Valerio Miceli Barone, Jindřich Helcl, and Alexandra Birch. 2022. [Survey of low-resource machine translation](#). *Computational Linguistics*, 48(3):673–732.
- Harald Hammarström, Shafqat Mumtaz Virk, and Markus Forsberg. 2017. [Poor man’s OCR post-correction: Unsupervised recognition of variant spelling applied to a multilingual document collection](#). In *Proceedings of the 2nd International Conference on Digital Access to Textual Cultural Heritage, DATeCH2017*, pages 71–75, Göttingen, Germany. Association for Computing Machinery.
- Tahmid Hasan, Abhik Bhattacharjee, Md. Saiful Islam, Kazi Mubasshir, Yuan-Fang Li, Yong-Bin Kang, M. Sohel Rahman, and Rifat Shahriyar. 2021. [XLsum: Large-scale multilingual abstractive summarization for 44 languages](#). In *Findings of the Association for Computational Linguistics: ACL-IJCNLP 2021*, pages 4693–4703, Online. Association for Computational Linguistics.
- Michael A. Hedderich, David Adelani, Dawei Zhu, Jesujoba Alabi, Udia Markus, and Dietrich Klakow.

2020. [Transfer learning and distant supervision for multilingual transformer models: A study on African languages](#). In *Proceedings of the 2020 Conference on Empirical Methods in Natural Language Processing (EMNLP)*, pages 2580–2591, Online. Association for Computational Linguistics.
- Junjie Hu, Sebastian Ruder, Aditya Siddhant, Graham Neubig, Orhan Firat, and Melvin Johnson. 2020. [XTREME: A massively multilingual multi-task benchmark for evaluating cross-lingual generalisation](#). In *Proceedings of the 37th International Conference on Machine Learning (ICML)*, pages 4411–4421, Online. PMLR.
- Oana Ignat, Jean Maillard, Vishrav Chaudhary, and Francisco Guzmán. 2022. [OCR improves machine translation for low-resource languages](#). In *Findings of the Association for Computational Linguistics: ACL 2022*, pages 1164–1174, Dublin, Ireland. Association for Computational Linguistics.
- ISO. 2004. [ISO 15924: Codes for the representation of names of scripts](#). International Organization for Standardization, Geneva, Switzerland.
- Paul Jaccard. 1908. [Nouvelles recherches sur la distribution florale](#). *Bulletin de la Societe Vaudoise des Sciences Naturelles*, 44(163):223–270. In French.
- Cibu Johny, Lawrence Wolf-Sonkin, Alexander Gutkin, and Brian Roark. 2021. [Finite-state script normalization and processing utilities: The Nisaba Brahmic library](#). In *Proceedings of the 16th Conference of the European Chapter of the Association for Computational Linguistics: System Demonstrations*, pages 14–23, Online. Association for Computational Linguistics.
- Pratik Joshi, Sebastin Santy, Amar Budhiraja, Kalika Bali, and Monojit Choudhury. 2020. [The state and fate of linguistic diversity and inclusion in the NLP world](#). In *Proceedings of the 58th Annual Meeting of the Association for Computational Linguistics*, pages 6282–6293, Online. Association for Computational Linguistics.
- Simran Khanuja, Sebastian Ruder, and Partha Talukdar. 2023. [Evaluating Inclusivity, Equity, and Accessibility of NLP Technology: A Case Study for Indian Languages](#). In *EACL 2023 Findings*, Dubrovnik, Croatia. Association for Computational Linguistics. To appear.
- Shreya Khare, Ashish R Mittal, Anuj Diwan, Sunita Sarawagi, Preethi Jyothi, and Samarth Bharadwaj. 2021. [Low resource ASR: The surprising effectiveness of high resource transliteration](#). In *Proceedings of Interspeech*, pages 1529–1533, Brno, Czechia. International Speech Communication Association.
- Julia Kreutzer, Isaac Caswell, Lisa Wang, Ahsan Wahab, Daan van Esch, Nasanbayar Ulzii-Orshikh, Allahsera Tapo, Nishant Subramani, Artem Sokolov, Claytone Sikasote, Monang Setyawan, Supheakmunkol Sarin, Sokhar Samb, Benoît Sagot, Clara Rivera, Annette Rios, Isabel Papadimitriou, Salomey Osei, Pedro Ortiz Suarez, Iroko Orife, Kelechi Ogueji, Andre Niyongabo Rubungo, Toan Q. Nguyen, Mathias Müller, André Müller, Shamsuddeen Hassan Muhammad, Nanda Muhammad, Ayanda Mnyakeni, Jamshidbek Mirzakhalov, Tapiwanashe Matangira, Colin Leong, Nze Lawson, Sneha Kudugunta, Yacine Jermite, Mathias Jenny, Orhan Firat, Bonaventure F. P. Dossou, Sakhile Dlamini, Nisansa de Silva, Sakine Çabuk Ballı, Stella Biderman, Alessia Battisti, Ahmed Baruwa, Ankur Bapna, Pallavi Baljekar, Israel Abebe Azime, Ayodele Awokoya, Duygu Ataman, Orevaoghene Ahia, Oghenefego Ahia, Sweta Agrawal, and Mofetoluwa Adeyemi. 2022. [Quality at a glance: An audit of web-crawled multilingual datasets](#). *Transactions of the Association for Computational Linguistics*, 10:50–72.
- Sameer Kumar, Victor Bittorf, Dehao Chen, Chiachen Chou, Blake Hechtman, Hyounjoong Lee, Naveen Kumar, Peter Mattson, Shibo Wang, Tao Wang, Yuanzhong Xu, and Zongwei Zhou. 2019. [Scale MLPerf-0.6 models on Google TPU-v3 pods](#). In *Proceedings of Workshop on Systems for ML at NeurIPS 2019*, Vancouver, Canada.
- Tom Kwiatkowski, Jennimaria Palomaki, Olivia Redfield, Michael Collins, Ankur Parikh, Chris Alberti, Danielle Epstein, Illia Polosukhin, Jacob Devlin, Kenton Lee, Kristina Toutanova, Llion Jones, Matthew Kelcey, Ming-Wei Chang, Andrew M. Dai, Jakob Uszkoreit, Quoc Le, and Slav Petrov. 2019. [Natural questions: A benchmark for question answering research](#). *Transactions of the Association for Computational Linguistics*, 7:452–466.
- Anne Lauscher, Vinit Ravishankar, Ivan Vulić, and Goran Glavaš. 2020. [From zero to hero: On the limitations of zero-shot language transfer with multilingual Transformers](#). In *Proceedings of the 2020 Conference on Empirical Methods in Natural Language Processing (EMNLP)*, pages 4483–4499, Online. Association for Computational Linguistics.
- Haoran Li, Abhinav Arora, Shuohui Chen, Anchit Gupta, Sonal Gupta, and Yashar Mehdad. 2021. [MTOP: A comprehensive multilingual task-oriented semantic parsing benchmark](#). In *Proceedings of the 16th Conference of the European Chapter of the Association for Computational Linguistics: Main Volume*, pages 2950–2962, Online. Association for Computational Linguistics.
- Jing Li, Aixin Sun, Jianglei Han, and Chenliang Li. 2020. [A survey on deep learning for named entity recognition](#). *IEEE Transactions on Knowledge and Data Engineering*, 34(1):50–70.
- Yaobo Liang, Nan Duan, Yeyun Gong, Ning Wu, Fenfei Guo, Weizhen Qi, Ming Gong, Linjun Shou, Daxin Jiang, Guihong Cao, Xiaodong Fan, Ruofei Zhang, Rahul Agrawal, Edward Cui, Sining Wei, Taroon Bharti, Ying Qiao, Jiun-Hung Chen, Winnie Wu, Shuguang Liu, Fan Yang, Daniel Campos, Rangan

- Majumder, and Ming Zhou. 2020. **XGLUE: A new benchmark dataset for cross-lingual pre-training, understanding and generation**. In *Proceedings of the 2020 Conference on Empirical Methods in Natural Language Processing (EMNLP)*, pages 6008–6018, Online. Association for Computational Linguistics.
- Zhaojiang Lin, Andrea Madotto, Genta Indra Winata, Peng Xu, Feijun Jiang, Yuxiang Hu, Chen Shi, and Pascale Fung. 2021. **BiToD: A bilingual multi-domain dataset for task-oriented dialogue modeling**. In *Proceedings of the 35th Conference on Neural Information Processing Systems (NeurIPS 2021), Datasets and Benchmarks Track (Round 1)*, volume 1.
- Olga Majewska, Evgeniia Razumovskaia, Edoardo Maria Ponti, Ivan Vulić, and Anna Korhonen. 2023. **Cross-lingual dialogue dataset creation via outline-based generation**. *Transactions of the Association for Computational Linguistics*, 11:139–156.
- Sabrina J. Mielke. 2019. Can you compare perplexity across different segmentations? Available in: <http://sjmielke.com/comparing-perplexities.htm>. Blog post.
- Verginica Barbu Mititelu and Maria Mitrofan. 2020. **The Romanian medical treebank – SiMoNERo**. In *Proceedings of the The 15th Edition of the International Conference on Linguistic Resources and Tools for Natural Language Processing – ConsILLR*, pages 7–16, Online. Romanian Association of Computational Linguistics.
- Nikita Moghe, Evgeniia Razumovskaia, Liane Guillou, Ivan Vulić, Anna Korhonen, and Alexandra Birch. 2022. **MULTI3NLU++: A multilingual, multi-intent, multi-domain dataset for natural language understanding in task-oriented dialogue**. *arXiv preprint arXiv:2212.10455*.
- Peya Mowar, Tanuja Ganu, and Saikat Guha. 2022. **Towards optimizing OCR for accessibility**. *arXiv preprint arXiv:2206.10254*. Extended abstract for poster session at Accessibility, Vision, and Autonomy Meet (CVPR 2022 Workshop).
- Shamsuddeen Hassan Muhammad, Idris Abdulmumin, Abinew Ali Ayele, Nedjma Ousidhoum, David Ifeoluwa Adelani, Seid Muhie Yimam, Ibrahim Sa’id Ahmad, Meriem Beloucif, Saif Mohammad, Sebastian Ruder, Oumaima Hourrane, Pavel Brazdil, Felermimo Dário Mário António Ali, Davis Davis, Salomey Osei, Bello Shehu Bello, Falalu Ibrahim, Tajuddeen Gwadabe, Samuel Rutunda, Tadesse Belay, Wendimu Baye Messelle, Hailu Beshada Balcha, Sisay Adugna Chala, Hagos Tesfahun Gebremichael, Bernard Opoku, and Steven Arthur. 2023. **AfriSenti: A Twitter sentiment analysis benchmark for African languages**. *arXiv preprint arXiv:2302.08956*.
- Shamsuddeen Hassan Muhammad, David Ifeoluwa Adelani, Sebastian Ruder, Ibrahim Sa’id Ahmad, Idris Abdulmumin, Bello Shehu Bello, Monojit Choudhury, Chris Chinenye Emezue, Saheed Salahudeen Abdullahi, Anuoluwapo Aremu, Alípio Jorge, and Pavel Brazdil. 2022. **NaijaSenti: A Nigerian Twitter sentiment corpus for multilingual sentiment analysis**. In *Proceedings of the Thirteenth Language Resources and Evaluation Conference*, pages 590–602, Marseille, France. European Language Resources Association.
- Nibal Nayef, Fei Yin, Imen Bizid, Hyunsoo Choi, Yuan Feng, Dimosthenis Karatzas, Zhenbo Luo, Uma-pada Pal, Christophe Rigaud, Joseph Chazalon, et al. 2017. **ICDAR2017 robust reading challenge on multi-lingual scene text detection and script identification - RRC-MLT**. In *2017 14th IAPR International Conference on Document Analysis and Recognition (ICDAR)*, volume 1, pages 1454–1459, Kyoto, Japan. IEEE.
- Wilhelmina Nekoto, Vukosi Marivate, Tshinondiwa Matsila, Timi Fasubaa, Taiwo Fagbohunge, Solomon Oluwole Akinola, Shamsuddeen Muhammad, Salomon Kabongo Kabenamualu, Salomey Osei, Freshia Sackey, Rubungo Andre Niyongabo, Ricky Macharm, Perez Ogayo, Oreaoghene Ahia, Musie Meressa Berhe, Mofetoluwa Adeyemi, Masabata Mokgesi-Seling, Lawrence Okegbemi, Laura Martinus, Kolawole Tajudeen, Kevin Degila, Kelechi Ogueji, Kathleen Siminyu, Julia Kreutzer, Jason Webster, Jamiil Toure Ali, Jade Abbott, Iroro Orife, Ignatius Ezeani, Idris Abdulkadir Dangana, Herman Kamper, Hady Elshar, Goodness Duru, Ghollah Kioko, Murhabazi Espoir, Elan van Biljon, Daniel Whitenack, Christopher Onyefuluchi, Chris Chinenye Emezue, Bonaventure F. P. Dossou, Blessing Sibanda, Blessing Bassey, Ayodele Olabiyi, Arshath Ramkilowan, Alp Öktem, Adewale Akinfaderin, and Abdallah Bashir. 2020. **Participatory research for low-resourced machine translation: A case study in African languages**. In *Findings of the Association for Computational Linguistics: EMNLP 2020*, pages 2144–2160, Online. Association for Computational Linguistics.
- Massimo Nicosia and Francesco Piccinno. 2022. **Byte-level massively multilingual semantic parsing**. In *Proceedings of the Massively Multilingual Natural Language Understanding Workshop (MMNLU-22)*, pages 25–34, Abu Dhabi, United Arab Emirates (Hybrid). Association for Computational Linguistics.
- Joakim Nivre, Marie-Catherine de Marneffe, Filip Ginter, Jan Hajič, Christopher D. Manning, Sampo Pyysalo, Sebastian Schuster, Francis Tyers, and Daniel Zeman. 2020. **Universal Dependencies v2: An evergrowing multilingual treebank collection**. In *Proceedings of the Twelfth Language Resources and Evaluation Conference*, pages 4034–4043, Marseille, France. European Language Resources Association.
- Rubungo Andre Niyongabo, Qu Hong, Julia Kreutzer, and Li Huang. 2020. **KINNEWS and KIRNEWS: Benchmarking cross-lingual text classification for Kinyarwanda and Kirundi**. In *Proceedings of the*

- 28th International Conference on Computational Linguistics, pages 5507–5521, Barcelona, Spain (Online). International Committee on Computational Linguistics.
- Sebastian Nordhoff and Harald Hammarström. 2011. Glottolog/langdoc: Defining dialects, languages, and language families as collections of resources. In *First International Workshop on Linked Science 2011- In conjunction with the International Semantic Web Conference (ISWC 2011)*.
- Addison Phillips and Mark Davis. 2009. [BCP 47 – Tags for Identifying Languages](#). IETF Trust. RFC 5646.
- Reiner Pope, Sholto Douglas, Aakanksha Chowdhery, Jacob Devlin, James Bradbury, Anselm Levskaya, Jonathan Heek, Kefan Xiao, Shivani Agrawal, and Jeff Dean. 2022. [Efficiently scaling transformer inference](#). *arXiv preprint arXiv:2211.05102*.
- Maja Popović. 2015. [chrF: character n-gram F-score for automatic MT evaluation](#). In *Proceedings of the Tenth Workshop on Statistical Machine Translation*, pages 392–395, Lisbon, Portugal. Association for Computational Linguistics.
- Pranav Rajpurkar, Robin Jia, and Percy Liang. 2018. [Know what you don’t know: Unanswerable questions for SQuAD](#). In *Proceedings of the 56th Annual Meeting of the Association for Computational Linguistics (Volume 2: Short Papers)*, pages 784–789, Melbourne, Australia. Association for Computational Linguistics.
- Christophe Rigaud, Antoine Doucet, Mickaël Coustaty, and Jean-Philippe Moreux. 2019. [ICDAR 2019 competition on post-OCR text correction](#). In *2019 International Conference on Document Analysis and Recognition (ICDAR)*, pages 1588–1593, Sydney, Australia. IEEE.
- Shruti Rijhwani, Antonios Anastasopoulos, and Graham Neubig. 2020. [OCR Post Correction for Endangered Language Texts](#). In *Proceedings of the 2020 Conference on Empirical Methods in Natural Language Processing (EMNLP)*, pages 5931–5942, Online. Association for Computational Linguistics.
- Shruti Rijhwani, Daisy Rosenblum, Antonios Anastasopoulos, and Graham Neubig. 2021. [Lexically aware semi-supervised learning for OCR post-correction](#). *Transactions of the Association for Computational Linguistics*, 9:1285–1302.
- Brian Roark, Lawrence Wolf-Sonkin, Christo Kirov, Sabrina J. Mielke, Cibu Johny, Isin Demirsahin, and Keith Hall. 2020. [Processing South Asian languages written in the Latin script: the Dakshina dataset](#). In *Proceedings of the Twelfth Language Resources and Evaluation Conference*, pages 2413–2423, Marseille, France. European Language Resources Association.
- Adam Roberts, Hyung Won Chung, Anselm Levskaya, Gaurav Mishra, James Bradbury, Daniel Andor, Sharan Narang, Brian Lester, Colin Gaffney, Afroz Mohiuddin, Curtis Hawthorne, Aitor Lewkowycz, Alex Salcianu, Marc van Zee, Jacob Austin, Sebastian Goodman, Livio Baldini Soares, Haitang Hu, Sasha Tsvyashchenko, Aakanksha Chowdhery, Jasmijn Bastings, Jannis Bulian, Xavier Garcia, Jianmo Ni, Andrew Chen, Kathleen Kenealy, Jonathan H. Clark, Stephan Lee, Dan Garrette, James Lee-Thorp, Colin Raffel, Noam Shazeer, Marvin Ritter, Maarten Bosma, Alexandre Passos, Jeremy Maitin-Shepard, Noah Fiedel, Mark Omernick, Brennan Saeta, Ryan Sepassi, Alexander Spiridonov, Joshua Newlan, and Andrea Gesmundo. 2022. [Scaling up models and data with t5x and seqio](#). *arXiv preprint arXiv:2203.17189*.
- Sebastian Ruder, Noah Constant, Jan Botha, Aditya Siddhant, Orhan Firat, Jinlan Fu, Pengfei Liu, Junjie Hu, Dan Garrette, Graham Neubig, and Melvin Johnson. 2021. [XTREME-R: Towards more challenging and nuanced multilingual evaluation](#). In *Proceedings of the 2021 Conference on Empirical Methods in Natural Language Processing*, pages 10215–10245, Online and Punta Cana, Dominican Republic. Association for Computational Linguistics.
- Amarjot Singh, Ketan Bacchuwar, and Akshay Bhasin. 2012. [A survey of OCR applications](#). *International Journal of Machine Learning and Computing*, 2(3):314–318.
- Martin Sundermeyer, Ralf Schlüter, and Hermann Ney. 2012. [LSTM neural networks for language modeling](#). In *Proceedings of Interspeech*, pages 194–197, Portland, OR, USA. International Speech Communication Association.
- Cynthia Tam and David Wells. 2009. [Evaluating the benefits of displaying word prediction lists on a personal digital assistant at the keyboard level](#). *Assistive Technology*, 21(3):105–114.
- Erik F. Tjong Kim Sang and Fien De Meulder. 2003. [Introduction to the CoNLL-2003 shared task: Language-independent named entity recognition](#). In *Proceedings of the Seventh Conference on Natural Language Learning at HLT-NAACL 2003*, pages 142–147.
- Daniel Varab and Natalie Schluter. 2021. [MassiveSumm: a very large-scale, very multilingual, news summarisation dataset](#). In *Proceedings of the 2021 Conference on Empirical Methods in Natural Language Processing*, pages 10150–10161, Online and Punta Cana, Dominican Republic. Association for Computational Linguistics.
- Hans H. Wellisch. 1978. *The Conversion of Scripts: Its Nature, History, and Utilization*. Information Sciences Series. John Wiley & Sons, New York.
- Ken Whistler. 2021. [Unicode normalization forms](#). Technical Report TR15-51, Unicode Consortium. Version 14.0.0.

Genta Indra Winata, Alham Fikri Aji, Samuel Cahyawijaya, Rahmad Mahendra, Fajri Koto, Ade Romadhony, Kemal Kurniawan, David Moeljadi, Radityo Eko Prasajo, Pascale Fung, Timothy Baldwin, Jey Han Lau, Rico Sennrich, and Sebastian Ruder. 2023. [NusaX: Multilingual Parallel Sentiment Dataset for 10 Indonesian Local Languages](#). In *Proceedings of the 17th Conference of the European Chapter of the Association for Computational Linguistics (EACL 2023)*, Dubrovnik, Croatia. Association for Computational Linguistics. To appear.

Linting Xue, Aditya Barua, Noah Constant, Rami Al-Rfou, Sharan Narang, Mihir Kale, Adam Roberts, and Colin Raffel. 2022. [ByT5: Towards a token-free future with pre-trained byte-to-byte models](#). *Transactions of the Association for Computational Linguistics*, 10:291–306.

Linting Xue, Noah Constant, Adam Roberts, Mihir Kale, Rami Al-Rfou, Aditya Siddhant, Aditya Barua, and Colin Raffel. 2021. [mT5: A massively multilingual pre-trained text-to-text transformer](#). In *Proceedings of the 2021 Conference of the North American Chapter of the Association for Computational Linguistics: Human Language Technologies*, pages 483–498, Online. Association for Computational Linguistics.

Mengjie Zhao, Yi Zhu, Ehsan Shareghi, Ivan Vulić, Roi Reichart, Anna Korhonen, and Hinrich Schütze. 2021a. [A closer look at few-shot crosslingual transfer: The choice of shots matters](#). In *Proceedings of the 59th Annual Meeting of the Association for Computational Linguistics and the 11th International Joint Conference on Natural Language Processing (Volume 1: Long Papers)*, pages 5751–5767, Online. Association for Computational Linguistics.

Zihao Zhao, Eric Wallace, Shi Feng, Dan Klein, and Sameer Singh. 2021b. Calibrate before use: Improving few-shot performance of language models. In *International Conference on Machine Learning*, pages 12697–12706, Online. PMLR.

A Language Coverage

We provide an overview of the under-represented languages in XTREME-UP in Table 5. For each language, we indicate a) the ISO 639-1 code (or ISO 639-3 code if the former is unavailable); b) its language family according to Glottolog (Nordhoff and Hammarström, 2011); c) the number of datasets in XTREME-UP including the language; d) its resource level based on the taxonomy of Joshi et al. (2020) (0 is least and 5 is highest-resourced); and e) which tasks include the language.

B Data cards

B.1 ASR

B.1.1 Task description

Automatic speech recognition (ASR) transcribes speech inputs into human-readable text, serving as a fundamental step for various speech language understanding applications. The transcripts are often calibrated with some pre-trained language models to produce the final outputs. In this paper, we build the ASR benchmark in this way: first, transcribe input audio into text with a pre-trained speech recognition model; then calibrate the transcripts by fine-tuning pre-trained language models on paired transcripts and ground truths.

B.1.2 Data creation

Experimented on the FLEURS corpus (Conneau et al., 2023), we use Maestro-U (Chen et al., 2023) to generate the ASR transcripts. For the pre-trained language models, we choose mT5-base (Xue et al., 2021) and ByT5-base (Xue et al., 2022) models. We paired the ASR transcripts with the ground truths to fine-tune the mT5 or ByT5 models. The average character error rate (CER) of Maestro-U is 8.28% across 102 languages, providing a strong baseline. Therefore, we build the ASR benchmark in a selective way: first, we compare the Maestro-U baseline CER on the dev set with the CER obtained by fine-tuned mT5 or fine-tuned ByT5. If the fine-tuned result is better, we choose the fine-tuned model for the language to rescore its test set; otherwise, we keep the baseline Maestro-U results for the test.

B.1.3 Data structure

We followed the data split of train, dev, and test sets in FLEURS, and filtered out the examples where Maestro-U prediction is empty (i.e., all the deletion errors). The pairs of transcript and ground truth are saved in jsonl and tsv format.

The individual language datasets are mostly distinguished by the language and region BCP-47 codes, e.g., the kam_ke code represents Kamba language spoken in Kenya. In some cases, when multiple writing systems are available for a language, the ISO 15924 script code is used as well, as is the case with the code sd_arab_in that denotes Sindhi as spoken in India and recorded using Arabic script, as opposed to its Pakistani counterpart.²⁰

²⁰The es_419 code represents Latin American Spanish.

Language	ISO code	Language family	# of datasets	Resource level	QA	Retrieval	NER	Semantic parsing	MT	ASR	OCR	Transliteration	Auto-complete
Afrikaans	af	Indo-European	2	3					✓	✓			
Amharic	am	Afro-Asiatic	7	2			✓	✓	✓	✓	✓	✓	
Assamese	as	Indo-European	3	1					✓	✓			
Asturian	ast	Indo-European	2	1					✓	✓			
Azerbaijani	az	Turkic	3	1					✓	✓			
Ghomalá'	bbj	Atlantic-Congo	1	0			✓						
Belarusian	be	Indo-European	4	3				✓	✓	✓			✓
Bulgarian	bg	Indo-European	3	3					✓	✓			✓
Bambara	bm	Mande	1	1			✓						
Bengali	bn	Indo-European	7	3	✓	✓		✓	✓	✓	✓	✓	
Bosnian	bs	Indo-European	2	3					✓	✓			
Cebuano	ceb	Austronesian	2	3					✓	✓			
Central Kurdish	ckb	Indo-European	3	1					✓	✓			
Welsh	cy	Indo-European	3	1					✓	✓			
Danish	da	Indo-European	3	3					✓	✓			✓
Ewe	ee	Atlantic-Congo	1	1			✓						
Greek	el	Indo-European	3	3					✓	✓			✓
Estonian	et	Uralic	3	3					✓	✓			✓
Fula	ff	Atlantic-Congo	2	1					✓	✓			
Filipino	fil	Austronesian	2	1					✓	✓			
Irish	ga	Indo-European	4	2					✓	✓			✓
Galician	gl	Indo-European	3	3					✓	✓			✓
Gujarati	gu	Indo-European	4	1					✓	✓		✓	
Hausa	ha	Afro-Asiatic	5	2			✓	✓	✓	✓			
Hebrew	he	Afro-Asiatic	3	3					✓	✓			✓
Armenian	hy	Indo-European	4	1					✓	✓			✓
Indonesian	id	Austronesian	5	3	✓	✓			✓	✓			✓
Igbo	ig	Atlantic-Congo	4	1			✓		✓	✓			
Icelandic	is	Indo-European	4	2					✓	✓			✓
Javanese	jv	Austronesian	3	1					✓	✓			
Georgian	ka	Kartvelian	2	3					✓	✓			
Kamba	kam	Atlantic-Congo	2	0					✓	✓			
Kabuverdianu	kea	Indo-European	2	0					✓	✓			
Kazakh	kk	Turkic	2	3					✓	✓			
Khmer	km	Austroasiatic	3	1					✓	✓			
Kannada	kn	Dravidian	5	1					✓	✓	✓	✓	
Kyrgyz	ky	Turkic	3	1					✓	✓			
Luxembourgish	lb	Indo-European	3	1					✓	✓			
(Lu)Ganda	lg	Atlantic-Congo	4	1			✓		✓	✓			
Lingala	ln	Atlantic-Congo	3	1					✓	✓			
Lao	lo	Tai-Kadai	3	2					✓	✓			
Lithuanian	lt	Indo-European	3	3					✓	✓			✓
(Dho)Luo	luo	Nilotic	3	0			✓		✓	✓			
Latvian	lv	Indo-European	3	3					✓	✓			✓
Maori	mi	Austronesian	3	1					✓	✓			
Macedonian	mk	Indo-European	3	1					✓	✓			
Malayalam	ml	Dravidian	4	1					✓	✓		✓	
Mongolian	mn	Mongolic-Khitán	3	1					✓	✓			
Mossi (Mooré)	mos	Atlantic-Congo	1	0			✓						
Marathi	mr	Indo-European	3	2					✓	✓		✓	
Malay	ms	Austronesian	2	3					✓	✓			
Maltese	mt	Afro-Asiatic	2	2					✓	✓			
Burmese	my	Sino-Tibetan	4	1					✓	✓	✓		
Nepali	ne	Indo-European	3	1					✓	✓			
Norwegian	no	Indo-European	2	1					✓	✓			
Northern Sotho	nso	Atlantic-Congo	3	1					✓	✓			
Nyanja (Chichewa)	ny	Atlantic-Congo	4	1			✓		✓	✓			
Occitan	oc	Indo-European	2	1					✓	✓			
Oromo	om	Afro-Asiatic	3	1					✓	✓			
Oriya	or	Indo-European	2	1					✓	✓			
Punjabi	pa	Indo-European	4	2					✓	✓		✓	
Nigerian Pidgin	pcm	Indo-European	2	0			✓						✓
Pashto	ps	Indo-European	3	1					✓	✓			
Romanian	ro	Indo-European	3	3					✓	✓			✓
Kinyarwanda	rw	Atlantic-Congo	1	1			✓						
Sanskrit	sa	Indo-European	1	2							✓		
Sindhi	sd	Indo-European	4	1					✓	✓		✓	
Sinhala	si	Indo-European	2	0					✓	✓	✓	✓	
Slovak	sk	Indo-European	3	3					✓	✓			✓
Slovenian	sl	Indo-European	3	3					✓	✓			✓
Shona	sn	Atlantic-Congo	4	1			✓		✓	✓			
Somali	so	Afro-Asiatic	3	1					✓	✓			
Swahili	sw	Atlantic-Congo	8	2	✓	✓	✓	✓	✓	✓	✓		
Tamil	ta	Dravidian	4	3				✓	✓	✓		✓	
Telugu	te	Dravidian	6	1	✓	✓			✓	✓		✓	
Tajik	tg	Indo-European	3	1					✓	✓			
Thai	th	Tai-Kadai	3	3				✓	✓	✓			
Tswana (Setswana)	tn	Atlantic-Congo	1	2			✓						
Twi	tw	Atlantic-Congo	1	1			✓						
Uyghur	ug	Turkic	1	1									✓
Ukrainian	uk	Indo-European	3	3					✓	✓			✓
Umbundu	umb	Atlantic-Congo	2	0					✓	✓			
Urdu	ur	Indo-European	4	3					✓	✓		✓	✓
Uzbek	uz	Turkic	2	3					✓	✓			
Wolof	wo	Atlantic-Congo	3	2			✓		✓	✓			
Xhosa	xh	Atlantic-Congo	4	2			✓		✓	✓			
Yoruba	yo	Atlantic-Congo	5	2			✓	✓	✓	✓			
Zulu	zu	Atlantic-Congo	5	2			✓	✓	✓	✓			

Table 5: Overview of under-represented languages covered in XTREME-UP.

B.1.4 Data statistics

The FLEURS dataset contains about 1.4k hours of audio in total for 102 languages. The training data contains 271,488 examples across 102 languages, average length per utterance is about 20 tokens. There are 34,661 examples in the validation (dev) set, and 77,943 examples in the test set.

B.1.5 Experiments and Discussion

We compared fine-tuned mT5-base and ByT5-base baselines, which were built on TPU. In addition, we explored the compute efficient fine-tuning on GPU, using a mT5-small model as pre-trained model. The three models took 4500, 6500 and 4000 steps to converge, respectively. We report the character error rate for the predicted transcripts by the fine-tuned models against the one for the Maestro-U baseline, which is 8.28% on average for 102 languages – a quite strict baseline. We observed small gains through fine-tuning with different pre-trained models, as shown in Table 6.

It is observed that ByT5 yields better fine-tuned results than mT5, indicating that byte is a better modeling unit when it comes to textual data of various writing systems. By calculating the average CER for 24 high-resourced language group and 78 low-resourced language group respectively, we find that both mT5 and ByT5 fine-tuned models can reduce CER from 6.40% baseline to 6.36% for high-resourced languages, while ByT5 on its own can further improve CERs for low-resourced languages from 8.86% baseline to 8.80%.

Fine-tuned ByT5 also generalized well on languages which were not seen in the pre-training phase. With a limited amount of fine-tuning data, ByT5 can improve baseline on the group of unseen languages, especially on Umbundu (umb_ao, -14% CER Relative). Even though only Romanized Chinese is used to pre-train ByT5, the fine-tuned ByT5 outperformed baselines for both Mandarin (in simplified Chinese, cmn_hans_cn), and Cantonese (in traditional Chinese, cmn_hant_hk).

B.2 Optical character recognition (OCR)

B.2.1 General information

Dataset title UL-OCR

B.2.2 Data creation

We retrieve books that are in the public domain on Google Books. In many cases, these are historic books where the copyright has expired while others are more recent publications. We focus on

languages with diverse scripts where no existing OCR dataset is currently available. We observe that many public-domain books in such languages are religious or linguistic in nature and were created for missionary purposes. In order to identify a diverse set of high-quality books, we first conduct an annotation task where we ask annotators to look at pages of a book and assign whether it is a) not in the target language, b) religious, c) consisting mainly of tables, d) linguistic (e.g., a dictionary or grammar book), e) not intelligible, or f) good quality. Based on this annotation, we needed to filter out certain languages such as Hausa, Igbo, Malagasy, Yoruba, and Zulu, which had an insufficient amount of high-quality public-domain books available.

B.3 Autocomplete

B.3.1 Task description

Autocomplete (or predictive text), i.e., predicting the rest of a word a user is typing, is a useful technology that speeds up human-computer interaction. However, while language modeling (LM) is a core natural language processing (NLP) task, current LM evaluation does not address the practical constraints of human-computer interaction and current LMs are not directly useful for autocomplete in under-represented languages.

In order to evaluate multilingual models on an evaluation setting as close as possible to the real-world usage of autocomplete, we curated the Universal Dependencies (UD) dataset (Nivre et al., 2020; de Marneffe et al., 2021) according to a set of high level principles that we describe in the section below.

B.3.2 Data creation

The original UD dataset was filtered to better fit the user centric paradigm proposed. We removed a) treebanks using only ancient data, for example liturgical text written in Latin, Ancient Greek or Sanskrit; b) languages with fewer than 100 speakers like Akuntsú; c) signed languages like the Swedish Sign Language; d) highly domain-specific content like for instance SiMoNERo (Mititelu and Mitrofan, 2020) which contains texts from three medical subdomains: cardiology, diabetes, endocrinology; e) languages that are "high resource" by XTREME-UP standards with the exception of English which we kept for prototyping; f) languages that do not have all three of: training, validation and test sets:

Task Code	Maestro-U	mT5		ByT5 Base	Task Code	Maestro-U	mT5		ByT5 Base
		Base	Small				Base	Small	
af_za	4.19	4.19	4.24	4.19 <i>continued</i>
am_et	8.60	8.60	8.66	8.6	mt_mt	11.48	11.57	11.56	11.57
ar_eg	6.00	6.00	6.03	6.00	my_mm	14.70	14.70	14.87	14.66
as_in	8.49	8.49	8.56	8.49	nb_no	4.14	4.14	4.21	4.14
ast_es	4.49	4.49	4.66	4.49	ne_np	9.22	9.26	9.25	9.22
az_az	5.67	5.67	5.7	5.67	nl_nl	3.15	3.15	3.27	3.15
be_by	3.34	3.34	3.42	3.34	nso_za	7.13	7.13	7.17	7.13
bn_in	6.16	6.16	6.20	6.16	ny_mw	7.08	7.08	7.08	6.95
bs_ba	2.93	2.93	3.05	2.93	oc_fr	7.68	7.68	7.84	7.68
ca_es	2.72	2.72	2.76	2.72	om_et	14.36	14.36	14.52	14.36
ceb	4.36	4.36	4.49	4.36	or_in	7.42	7.42	8.70	7.42
ckb_iq	8.70	8.70	8.77	8.70	pa_in	7.35	7.35	7.38	7.35
cmn_hans_cn	16.48	16.06	16.12	16.06	pl_pl	2.49	2.49	2.52	2.49
cmn_hant_hk	34.82	34.23	34.24	34.13	ps_af	16.82	16.82	16.86	16.82
cs_cz	3.30	3.30	3.35	3.30	pt_br	2.87	2.87	3.05	2.87
cy_gb	7.11	7.11	7.17	7.11	ro_ro	3.58	3.58	3.64	3.58
da_dk	6.30	6.30	6.35	6.30	rup_bg	2.72	2.72	2.86	2.72
de_de	2.39	2.39	2.46	2.39	ru_ru	3.05	2.86	3.09	2.87
el_gr	4.73	4.73	4.77	4.73	sd_arab_in	9.22	9.22	9.65	10.08
en_us	9.02	9.02	9.11	9.02	sk_sk	2.39	2.39	2.43	2.39
es_419	1.81	1.81	1.85	1.81	sl_si	4.58	4.58	4.60	4.17
et_ee	2.24	2.24	2.28	2.24	sn_zw	9.45	9.45	9.48	9.45
fa_ir	4.96	4.96	5.87	4.96	so_so	13.73	13.73	13.81	13.73
ff_sn	21.22	21.22	21.42	21.22	sr_rs	9.93	9.93	9.95	9.95
fi_fi	2.02	2.02	2.05	2.02	sv_se	4.21	4.21	4.30	4.21
fil_ph	3.59	3.59	3.63	3.59	sw_ke	12.62	12.62	12.76	12.62
fr_fr	4.57	4.57	4.63	4.57	ta_in	12.35	11.55	15.06	12.35
ga_ie	29.75	29.75	29.78	29.79	te_in	7.48	7.48	7.56	7.48
gl_es	2.55	2.55	2.58	2.55	tg_tj	4.56	4.56	4.60	4.56
gu_in	5.75	5.75	5.9	5.75	th_th	11.89	11.89	11.92	11.48
ha_ng	7.70	7.70	9.23	6.90	tr_tr	4.28	4.28	4.34	4.28
he_il	18.36	18.36	18.40	18.36	uk_ua	5.44	5.44	5.47	5.44
hi_in	5.59	5.59	5.63	5.59	umb_ao	17.46	17.09	17.47	14.98
hr_hr	4.46	4.46	4.56	4.46	ur_pk	7.61	7.61	7.63	7.61
hu_hu	7.05	7.05	7.10	7.05	uz_uz	7.40	7.40	7.42	7.40
hy_am	4.93	6.25	4.94	4.93	vi_vn	11.80	11.80	11.83	11.80
id_id	3.14	3.14	3.16	3.14	wo_sn	15.26	15.26	15.29	15.26
ig_ng	14.06	14.06	14.29	14.07	xh_za	16.65	16.65	16.69	16.68
is_is	6.23	6.23	6.25	6.23	yo_ng	19.84	19.84	19.93	19.84
it_it	1.39	1.39	1.44	1.39	zu_za	5.56	5.56	5.62	5.56
ja_jp	25.74	25.49	25.51	25.43	Micro-Average	8.28	8.27	8.40	8.22
jv_id	4.66	4.66	4.72	4.52					
ka_ge	10.09	10.09	10.16	10.09					
kam_ke	11.74	11.69	11.78	11.74					
kea_cv	4.11	4.11	4.17	4.11					
kk_kz	3.58	3.58	3.66	3.58					
km_kh	20.15	20.15	20.15	20.15					
kn_in	5.13	5.13	5.40	5.13					
ko_kr	14.29	14.29	14.22	14.29					
ky_kg	4.53	4.53	4.56	4.44					
lb_lu	13.54	13.54	13.64	13.54					
lg_ug	8.99	8.99	9.13	8.99					
ln_cd	4.61	4.61	4.76	4.61					
lo_la	22.80	22.80	22.84	23.25					
lt_lt	4.51	4.51	4.55	4.51					
luo_ke	5.64	5.64	5.73	5.64					
lv_lv	2.18	2.18	2.21	2.18					
mi_nz	9.59	9.51	9.6	8.68					
mk_mk	3.60	3.60	3.66	3.60					
ml_in	5.04	5.45	5.2	5.07					
mn_mn	8.43	8.43	8.46	8.43					
mr_in	7.37	7.37	7.48	7.37					
ms_my	3.89	3.89	3.92	3.89					

Table 6: ASR tasks evaluated using CER metric at 4K steps of fine-tuning mT5 and ByT5 Small and Base models.

Training set			
	min	mean	max
context length	1	28	96
target length	5	8	32
Validation set			
	min	mean	max
context length	1	28	86
target length	5	8	23
Test set			
	min	mean	max
context length	1	28	86
target length	5	8	28

Table 7: Context and target character length statistics averaged over the 23 languages of autocomplete.

g) languages with fewer than 1000 examples when combining training and validation set.

The resulting corpus features 23 languages: Basque, Belarusian, Bulgarian, Danish, Eastern Armenian, English, Estonian, Galician, Scottish Gaelic, Greek, Hebrew, Icelandic, Indonesian, Irish, Latvian, Lithuanian, Nigerian Pidgin, Romanian, Slovak, Slovenian, Ukrainian, Urdu, and Uyghur.

B.3.3 Data structure

A data instance has two fields, input and target, for instance {input: "en_-We look f\$", target: "forward"}. The input field is composed of a prefix "en_" to indicate the language to the model and a context sentence: "We look f\$". The target field is the word to predict. We normalize all text with Unicode NFKC normalization (Whistler, 2021).

Annotation process In the following, we describe how the example described above is generated from the source data. The original sentence is "We look forward to your active participation to make this forum an exciting meeting place for like minded individuals." The steps are: a) The context sentence including the target can have at most 10 words. A random word of more than 5 characters is chosen to be the target. b) A target context is sampled from the target and added to the context. In this example it is the character "f". The sample rule is to select a number of characters that can vary between 0 to the number of characters in the target minus three. In our example, the target "forward" could be sampled from "" to "forw". c) A specific token "\$" is added just after the target context.

B.3.4 Data statistics

We sampled up to 2,000 examples from each language’s training set, 1,000 examples from valida-

Language	Acc@3		chrF	
	mT5	ByT5	mT5	ByT5
be	12.4	8.99	22.12	26.02
bg	14.45	15.38	23.27	29.92
da	13.36	26.95	22.33	35.03
el	21.74	14.91	25.3	32.81
en	19.2	40.1	23.08	39.84
et	8	23.2	20.3	31.85
eu	9.7	22	26.36	34.52
ga	11.8	23.06	22.08	30.66
gd	26.28	31.85	32.79	37.65
gl	19	41.4	26.53	45.76
he	8.65	13.87	18.76	23.25
hy	3.49	6.98	14.98	24.4
id	18.59	37.92	28.67	41.34
is	26.37	32.45	27.96	32.39
lt	8.41	21.03	21.44	31.39
lv	9.6	19	22.72	31.87
pcm	30.3	36.42	31.32	39
ro	11.9	21.4	22.79	32.39
sk	17.49	26.23	24.56	33.75
sl	14.1	25.6	23.54	33.41
ug	3.41	0.23	15.72	14.88
uk	11.3	13.04	23.36	29.78
ur	21.96	23.33	23.57	29.22
Average	14.85	22.84	23.63	32.22

Table 8: mT5 and ByT5 performance averaged on the 23 languages test sets after 10 epochs of fine-tuning on ablation dataset.

tion, and 1,000 examples from test. This prevents the languages from having disproportionately more data; where the original sets were smaller than these targets, we used all available data. We display the language statistics in Table 7. Note that these experiments are done on a preliminary dataset and **not** the final release version of XTREME-UP.

B.3.5 Experiment

We compared mT5 (Xue et al., 2021) and ByT5 (Xue et al., 2022), two state-of-the-art multilingual pre-trained LMs that are based on subwords and bytes respectively. The models were fine-tuned for 10 epochs on autocomplete training set, moreover. We used two metrics: top-3 word accuracy (Acc@3) and chrF: character n -gram F-score (Popović, 2015).

B.3.6 Results

We observe that ByT5 achieve better performance than mT5 for both Acc@3 and chrF on the autocomplete task as it is displayed in Table 8. Also ByT5 require less than half the time to fine-tune on the training set (45 minutes) compared to mT5 (1 hours and 30 minutes).

B.3.7 Analyses

Based on Acc@3 and chrF, the most challenging languages for mT5 are Eastern Armenian ((hy)) and Uyghur (ug) respectively. Whereas Nigerian Pidgin is the (pcm) and Scottish Gaelic are the easiest languages. For ByT5, whether we consider Acc@3 or chrF, the most challenging language is Uyghur, and the easiest language is Galician (gl). Yet, these extremes only offer a qualitative comparison of mT5 and ByT5. Next, we investigate four questions around model performance: a) Do mT5 and ByT5 have the same cross-lingual generalization pattern? b) Do some languages yield higher scores because autocompletion guesses the same words? c) Do some languages yield higher scores because they have a smaller vocabulary in their corpora? d) Does similarity to the Latin alphabet impact models' performance? We test several hypotheses below, considering a relationship to be significant when the p -value is under 0.05.

Do mT5 and ByT5 have the same cross-lingual generalization pattern?

mT5 and ByT5 have the same cross-lingual generalization pattern if the difficulty to generalize to a new language is the same for both models relatively to other languages. In other words, if models' performance are ranked similarly, they share the same cross-lingual generalization pattern. To evaluate this hypothesis we computed the Spearman's rank correlation between mT5 and ByT5 Acc@3. We got a Spearman's rank correlation of 0.69 with p -value < 0.001 . This means that the two models have a high degree of relative agreement, in other words, if a new language is added, there is a high chance that the language is going to be challenging or not for both mT5 and ByT5.

Do some languages yield higher scores because autocompletion guesses the same words?

If our dataset in given language over-represents a word to predict, then the model might have misleadingly good performance by always predicting the same word. This would mean that the dataset is not balanced with regards to the diversity of target words. A common way to model the diversity of a distribution of words is to compute its entropy, so we computed the Pearson correlation between the entropy of the test set's target word distribution in each language and mT5 and ByT5 Acc@3. The entropy of a distribution of word is maximal if every word is different, and it is minimal if it consist

on a single word. mT5 and ByT5 displayed correlation coefficients of -0.16 and 0.13 respectively with p -value of 0.45 and 0.53 respectively. These results show that there is insufficient evidence to conclude that there is a significant linear relationship between target words diversity and model performance because the p -value is far above the 0.05 significance threshold. Hence, target word diversity is not a good predictor of model performance variability across languages.

Do some languages yield higher scores because they have a smaller vocabulary in their corpora?

We expect that languages with smaller corpora will be easier to fine-tune on because of a smaller prediction space. To test that hypothesis, we computed the Pearson correlation between test set's vocabulary size and mT5 and ByT5's Acc@3 for each language. mT5 and ByT5 displayed correlation coefficients of -0.29 and 0.13 respectively with p -value of 0.17 and 0.54 respectively. Thus there is insufficient evidence to conclude that there is a significant linear relationship between vocabulary size and model performance because the p -value is above the 0.05 significance threshold.

Does similarity to the Latin alphabet impact models' performance?

We verify this hypothesis quantitatively by computing the similarity between a) a Latin alphabet composed of the 26 letters of the alphabet in lower and upper case and b) the alphabet of each language corresponding to all the characters in the test set except punctuation and special characters. The similarity was computed with the Jaccard similarity coefficient (Jaccard, 1908), i.e. the ratio of number of unique items in the intersection of both alphabets and the number of unique items in the union of both alphabets. Moreover we used the same methodology as before and computed the Pearson correlation between the Jaccard similarity index and chrF as this metric is more granular in models' character level performance. We observed a correlation of 0.56 and 0.75 for mT5 and ByT5 respectively with p -values < 0.01 respectively. It indicates that the similarity between the Latin alphabet and each language alphabet is significantly correlated to mT5 and ByT5 chrF.

B.3.8 Evaluation and Discussion

Whether we used a word level metric like Acc@3 or a character level metric like chrF, ByT5 is more accurate at autocomplete than mT5. We also ob-

Lang.	Tasks	Lang.	Tasks
am	Ethi↔Latn		Guru↔Latn
bn	Beng↔Latn	pa	Arab↔Latn
gu	Gujr↔Latn		Guru↔Arab
hi	Deva↔Latn	sd	Arab↔Latn
kn	Knda↔Latn	si	Sinh↔Latn
ml	Mlym↔Latn	ta	Taml↔Latn
mr	Deva↔Latn	te	Telu↔Latn
		ur	Arab↔Latn

Table 9: Summary of the transliteration tasks.

serve that these models generalize more easily to languages written in an alphabet closer to the Latin alphabet, ByT5 being more sensitive to the alphabet of the input language.

B.4 Transliteration

B.4.1 Task description

Transliteration is the conversion of text in one writing system to another writing system, e.g., text written in the Devanagari script to the Latin script. It differs from translation in that it does not change the language content of the text, just the script. Many languages are written in multiple scripts, and the current task involves transliterating whole sentences, not just isolated terms, from one script to another.

B.4.2 Data Creation and Annotation process

Most of the data for the task comes from the romanized full-string subset of the Dakshina dataset (Roark et al., 2020), in which 10,000 Wikipedia sentences written in the native scripts of the 12 languages were human-romanized by native speakers, resulting in parallel sentences in the native and Latin scripts.²¹ Two 10,000 sentence additions were made to this data for the current transliteration task: Amharic Wikipedia sentences were similarly manually romanized by native speakers; and the Punjabi sentences from the Dakshina dataset, originally written in the Gurmukhi (Brahmic) script, were manually transliterated by native speakers to the Shahmukhi (Perso-Arabic) script.

B.4.3 Data Preparation

The resulting collection allows for overall 30 tasks converting between various scripts. These are summarised in Table 9 where, for each language indicated by the BCP-47 code (Phillips and Davis,

²¹In the Dakshina distribution, the parallel sentences can be found in files named LANG.romanized.rejoined.tsv, where LANG is a BCP-47 language code.

2009), the corresponding transliteration tasks are shown for scripts indicated by their ISO-15924 codes (ISO, 2004).

All the native script data was normalized using Unicode NFC (Whistler, 2021). The data was then further transformed using language-specific visual normalization for Brahmic and Perso-Arabic writing systems using the Nisaba script normalization library (Johnny et al., 2021; Gutkin et al., 2022). Both NFC and visual normalization operations preserve visual invariance of the input text, with visual normalization handling many ambiguous cases that fall outside the scope of standard NFC.

B.4.4 Data Statistics

For each task, we establish 2,000 training sentences, 2,000 development set sentences, and close to 6,000 test sentences. Training data for any pre-trained models used in the task cannot include the Dakshina dataset. Since this is a contextual few-shot transliteration benchmark, we do not provide the romanization lexicons that were released in the Dakshina dataset along with the full sentence romanizations.

Our few-shot contextual transliteration task covers 13 languages from 3 language families (Indo-Aryan, Dravidian and Semitic), all but one (Amharic) from South Asia.

B.4.5 Directionality and Evaluation Ambiguity

One difference between romanization in these languages and transliteration in the opposite direction (from the Latin script to the native script) is that none of the languages in the benchmark have an orthography in the Latin script, i.e., there is no single correct spelling in the Latin script for these languages. Rather, individuals tend to provide a rough phonetic transcription of the sentences using the Latin script. As a result, word identity may be difficult to achieve (hence high word-error rate), but string similarity should be relatively high between quality romanizations hence we use character-error rate to evaluate the transliterations. The ability to produce romanizations automatically has several key use cases, including simulation of parallel data from mono-script language samples, and for multilingual modeling of languages that use different scripts. For that reason, we include both directions in the benchmark.

B.4.6 Experimental Setup

Previously [Xue et al. \(2022\)](#) performed ByT5 fine-tuning and evaluation of transliteration and romanization directions separately on single-word, rather than full-sentence, data from vanilla Dakshina dataset. In this benchmark we remove the separation into transliteration and romanization by requiring all tasks to be fine-tuned jointly. In order to achieve this, during all stages of training, development and testing a special code is prepended to the input feature strings for each task. This task code indicates that the input features correspond to the conversion from writing system Source to writing system Target for a language lang. It is encoded as a string “lang_Source_Target”. For example, for Punjabi (pa) conversion from Shahmukhi (Arab) to Gurmukhi (Guru) writing systems, the task code is “pa_Arab_Guru”.

In the *default* setup we jointly fine-tune the 30 transliteration tasks using mT5 and ByT5 models in Small, Base and Large configurations that correspond to around 300M, 582M and 1.2B parameters, respectively ([Xue et al., 2021, 2022](#)). Fine-tuning uses 10K training steps with a batch size of 128. We used Google TPU-v3 accelerators ([Kumar et al., 2019](#)) for fine-tuning all the configurations apart from ByT5 Large for which a more powerful TPU-v4 ([Pope et al., 2022](#)) was necessary.

B.5 Machine Translation

B.5.1 Data Card

Basic Info

1. Original dataset name: FLORES-101
2. Repository: <https://github.com/facebookresearch/flores/tree/main/flores200>
3. Paper: [Goyal et al. \(2022\)](#)
4. Point of Contact (original version): NLLB Team (flores@fb.com)

Why is this dataset part of XTREME-UP? Machine translation is an important tool for expanding language coverage for natural language processing tools. FLORES-101 is a high-quality, highly-multilingual dataset.

Data Fields

1. input: the source sentence, which is always English (string)

2. target: the target-language translation of the source sentence (string)

Data Example {"input": "<xh> Local media reports an airport fire vehicle rolled over while responding.", "target": "Oonondaba basekuhlaleni bxele ukuba isithuthi somlilo sesitishi senqwelomoya siye saphethuka sisazama ukunceda."}

Languages Included in XTREME-UP release (93): Afrikaans (af), Amharic (am), Arabic (ar), (Eastern) Armenian (hy), Assamese (as), (North) Azerbaijani (az), Belarusian (be), Bengali (bn), Bosnian (bs), Bulgarian (bg), Burmese (my), Catalan (ca), Cebuano (ceb), Central Kurdish (ckb), Chinese (zh), Croatian (hr), Czech (cs), Danish (da), Dutch (nl), Estonian (et), Finnish (fi), French (fr), Fula (ff), Galician (gl), Georgian (ka), German (de), Greek (el), Gujarati (gu), Hausa (ha), Hebrew (he), Hindi (hi), Hungarian (hu), Icelandic (is), Igbo (ig), Indonesian (id), Irish (ga), Italian (it), Japanese (ja), Javanese (jv), Kannada (kn), Kazakh (kk), Khmer (km), Korean (ko), Kyrgyz (ky), Lao (lo), Latvian (lv), Lingala (ln), Lithuanian (lt), (Lu)Ganda (lg), Luxembourgish (lb), Macedonian (mk), Malay (ms), Malayalam (ml), Maltese (ml), Maori (mi), Marathi (mr), Mongolian (mn), Nepali (ne), Pedi (Sepedi) (Northern Sotho) (nso), Norwegian (no), Nyanja (Chichewa) (ny), Oriya (or), Oromo (om), Pashto (ps), Persian (fa), Polish (pl), Portuguese (pt), Punjabi (pa), Romanian (ro), Russian (ru), Serbian (sr), Shona (sn), Sindhi (sd), Slovak (sk), Slovenian (sl), Somali (so), Spanish (es), Swahili (sw), Swedish (sv), Tagalog (tl), Tajik (tg), Tamil (ta), Telugu (te), Thai (th), Turkish (tr), Ukrainian (uk), Urdu (ur), Uzbek (uz), Vietnamese (vi), Welsh (cy), Xhosa (xh), Yoruba (yo), Zulu (zu).

Evaluated in benchmark (39): Amharic (am), (Eastern) Armenian (hy), Assamese (as), (North) Azerbaijani (az), Burmese (my), Central Kurdish (ckb), Gujarati (gu), Hausa (ha), Icelandic (is), Igbo (ig), Irish (ga), Javanese (jv), Kannada (kn), Khmer (km), Kyrgyz (ky), Lao (lo), Lingala (ln), (Lu)Ganda (lg), Luxembourgish (lb), Macedonian (mk), Malayalam (ml), Mongolian (mn), Nepali (ne), Pedi (Sepedi) (Northern Sotho) (nso), Nyanja (Chichewa) (ny), Oromo (om), Pashto (ps), Punjabi (pa), Shona (sn), Sindhi (sd), Somali (so), Swahili (sw), Tajik (tg), Telugu (te), Welsh (cy), Xhosa (xh), Yoruba (yo), Zulu (zu).

Data Statistics 50% of the FLORES-101 dev split was reserved for training and the remainder for validation. The original devtest split was unchanged and reserved for testing. This results in 499/498/1012 sentence pairs for train/validation/test, respectively.

Dataset Curators The original dataset was curated by the NLLB (No Language Left Behind) Team (flores@fb.com). The version included in XTREME-UP was curated by Parker Riley (prkriley@google.com) and Isaac Caswell (icaswell@google.com).

Curation Rationale The original FLORES-101 dataset was created to be able to evaluate machine translation models in many languages. The version released in XTREME-UP was created to focus on low-resource languages and provide an in-domain train split along with validation and test splits, all of sizes in line with other tasks in XTREME-UP.

Data Sources The source data (selected by the NLLB Team) comes from Wikinews, Wikijunior, and Wikivoyage.

Dataset Creation Details of the creation of the original dataset are available in the original publication (Goyal et al., 2022).

Changes to the Original Dataset for XTREME-UP The version of the dataset in XTREME-UP only has the source and target strings, removing additional metadata. We also include 93 of the original 100 non-English languages (the subset supported by Google Translate). Of these, only 39 are used for official evaluation.

B.6 Question Answering and Retrieval

B.6.1 Data Card

Basic Info

1. Original dataset names: TyDi QA, XOR-TyDi QA
2. Additional cross-lingual data was collected as part of XTREME-UP, following similar methodology

Why is this dataset part of XTREME-UP? Question answering enables information access.

Data Fields

1. question: a question in the target language (string)

2. title: the title of the evidence passage — target language for in-language setting, English for cross-language setting (string)
3. passage: the evidence passage, which might contain an answer to the question — target language for in-language setting, English for cross-language setting (string)
4. answer: the answer (if any) to the question (string)

Data Example See Table 2.

Languages See Table 5.

Data Statistics See Table 1.

Data Sources Evidence text was sourced from Wikipedia.

Dataset Creation Details of the creation of the original dataset are available in the original TyDi QA and XOR QA publications.

B.7 Named Entity Recognition (NER)

Dataset and task description The dataset contains processed data from MasakhaNER (Adelani et al., 2021) and MasakhaNER 2.0 (Adelani et al., 2022). Both datasets were created by Masakhane²².

Why is this dataset part of XTREME-UP? Named entity recognition is a fundamental task in natural language processing. The MasakhaNER datasets are high-quality multilingual datasets that provide data in 20 African languages. The data is human-annotated and thus higher quality than automatically collected NER datasets.

Languages and ISO 639-3 codes Bambara (bam), Ghomálá’ (bbj), Éwé (ewe), Igbo (ibo), Kinyarwanda (kin), Luganda (lug), Luo (luo), Mossi (mos), Naija (pcm), Chichewa (nya), chiShona (sna), Kiswahili (swa), Setswana (tsn), Akan/Twi (twi), Wolof (wol), isiXhosa (xho), Yorùbá (yor), isiZulu (zul)

Changes to the original datasets for XTREME-UP The original MasakhaNER datasets are provided in CoNLL format where each input sentence is already tokenized. This makes it difficult to evaluate NER models on natural text where tokenization may often be messy and introduces a bias towards word and subword-based models. To provide a level playing field and to enable evaluation

²²<https://www.masakhane.io/>

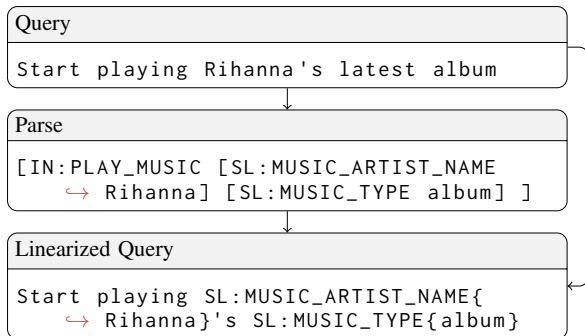


Figure 2: Creation of a linearized query from the actual query and its parse for semantic parsing.

of NER models on natural data data, we process the data in order to align the token-level annotations with byte-level spans in the original pre-tokenized text. For the NER task, we provide the original pre-tokenized text as input to the model. Hausa and Fon subsets of the original data were excluded as matching with the unlabeled source data revealed annotation artefacts in both language subsets.

B.8 Semantic parsing

B.8.1 Task description

Semantic parsing is the task of mapping a natural language utterance to a logical form or a structured interpretation that can be executed by a system such as a virtual assistant. For XTREME-UP, we adapted the MTOP (Li et al., 2021) test dataset to 15 languages, and to 3 code-switched Indic languages. The original MTOP data was published by Facebook and covers 6 languages across 11 domains, 117 intents and 78 slots.

B.8.2 Data creation

In this section, we describe the two processes used to extend the MTOP instances: the first involves translation and localization with professional translators and the second code-switching using a language model and verification by human annotators.

In both processes, we perform a linearization step of the query and parse. Given an English utterance from the MTOP English test set and the corresponding slot information (slot names each with start and end bytes), we add slot tags around corresponding tokens in the query (Figure 2).

Translating MTOP to 15 languages: We take the bracketed versions of the slot-tagged English sentences from MTOP and we create translations

and localization tasks to be carried out by professional translators. We ran two pilots on a small sample of the data to gather feedback and improve the annotation guidelines. The translators had to translate the original utterances to a given target language, while keeping the brackets around slot value translations and localizing those where possible. Once the pilots were completed without issues, we scaled the tasks to the full test set.

We carried out manual inspections on samples of the data to check if translation and localization was happening correctly, and a set of automatic checks on the full data to ensure that slots were matching between original and translated utterances. Data was sent back to annotators until all the issues were fixed.

Code-switching MTOP to 3 Indic languages:

We use PaLM to convert the linearized query into a code-mixed query using few-shot prompting. We experimented with different discrete prompt design strategies and selected the best prompts after a qualitative evaluation on a small held-out set (11 examples) covering all 11 domains. Specifically we experimented with three designs.

- **Naive prompting.** The prompt contains (a) the task description followed by a set of examples consisting of (b) the original English linearized query and (c) the corresponding code-mixed version.
- **Parallel sentence prompting.** In this case, the prompt contains (a) the task description, (b) the original English linearized query, and also (c) the target translated query (obtained with Google translate) and (d) the corresponding code-mixed query.
- **Parallel reordered sentence prompting.** Similar to the previous, however, target translated queries are human written.

We observed that the **Parallel sentence prompting** was producing higher quality utterances, with 7/11 correct conversions for Hindi-English, 6/11 for Bengali-English, and 8/11 for Tamil-English. We used this strategy to design prompts with the help of native speakers of those languages. We selected 21 sentences from the training split for creating corresponding exemplars for the prompts. With the latter, we performed few-shot prompting with the 64b PaLM model and converted the test split of MTOP to a code-switched corpora.

Language	mT5		ByT5	
	base	large	base	large
am	20.01	26.47	33.41	25.60
be	27.82	37.52	46.72	37.36
bn	29.06	37.66	45.07	35.69
de	33.71	39.96	45.34	37.93
de (loc)	33.31	40.58	45.81	38.20
en	34.09	40.39	49.50	39.52
es	34.95	41.52	48.73	39.29
fi	26.63	35.74	46.80	37.17
fr	33.72	40.29	48.97	39.84
ha	21.84	27.60	42.07	29.98
hi	27.89	37.59	42.26	35.42
hu	25.87	33.47	43.82	35.98
ja	28.71	33.68	45.23	35.90
pt_br	33.98	39.12	47.90	39.50
ru	34.44	41.36	48.58	42.80
sw	24.06	30.25	39.96	32.09
ta	25.03	33.20	43.31	31.41
th	23.81	34.35	43.80	35.30
tr	27.44	36.44	44.58	36.63
yo	14.52	16.30	30.39	18.44
zu	18.73	26.79	36.96	27.49
Average	27.6	34.78	43.77	34.84

Table 10: Semantic Parsing: Exact Match (EM) accuracies of mT5 and ByT5 models of different sizes trained multilingually on few-shot data. We report accuracies on all languages.

Human annotators then had to check the PaLM generated data for the presence of code-mixing and for the labeling to be consistent between the original query and the code-mixed version. The annotators were instructed to fix the automatically generated data whenever they found such issues.

B.8.3 Data structure and statistics

To create the training, validation and testing splits for MTOP, we start from the English test set and remove intents with less than 10 examples. This leaves us with 53 intents and a maximum of 4,223 examples for each language (some original MTOP languages may have less examples, while our code-switched data may have more due to multiple paraphrases).

For each intent, we randomly select training examples such that each slot is covered by at least one example, for a minimum of 5 examples. We end up with training, development and test sets containing respectively a maximum of 285, 239, and 3,669 instances for each language.

B.8.4 Experiments

We fine-tune mT5 (Xue et al., 2021) and ByT5 (Xue et al., 2022) in their base and large configurations on the multilingual training data we collected.

Language	mT5		ByT5	
	base	large	base	large
bn	10.72	11.78	22.69	16.25
hi	16.05	18.48	25.03	17.69
ta	16.98	19.71	26.21	19.27

Table 11: Semantic Parsing: Exact Match (EM) accuracies of mT5 and ByT5 models of different sizes trained multilingually on few-shot data. Here the multilingual training data includes three code-switched Indic languages and we report EM for such languages.

Task	In-context learning example
Translation	Translate between English and Afrikaans. English: [INPUT] Afrikaans: [TARGET]
ASR	Correct the ASR output in Afrikaans. ASR Afrikaans output: [INPUT] Corrected: [TARGET]
NER	Tag the named entities in the Swahili text as person (PER), organization (ORG), location (LOC), and date (DATE). Use \$\$ as delimiter. Swahili text: [INPUT] Named entities: [TARGET]
Autocomplete	Complete the Urdu sentence. Write the next word or finish the last word if it is incomplete. Urdu sentence: [INPUT] Completion: [TARGET]

Table 12: In-context learning examples.

Table 10 contains the Exact Match accuracies of a multilingual model trained on data from all languages but the code-switched sets. Table 11 contains the results of a model that includes the code-switched sets. From both tables, we can see that ByT5-base is more accurate than the other models, even compared with the larger ones. This surprising result confirms similar findings on word-level tasks reported by Xue et al. (2022) and Nicosia and Piccinno (2022). We expect mT5 to catch up with ByT5 at larger sizes.

C In-context learning examples

We show in-context learning examples for a selection of tasks in Table 12. Each example consists of a general instruction and prefixes for the input and target, which are repeated for each exemplar.