

# NCAA Gymnastics Score Sheet

Teams: Home University Of Minnesota Visitor University Of Oklahoma

Date Apr 2, 2022 Place University Of Oklahoma Gymnastics Attendance 3074

	Name	1	2	3	4	nd	AVE	Name	1	2	3	4	nd	AVE
V A U L T	1 Gianna Gerdes 602	9.80	9.80	9.80	9.80		9.800	1 Allie Stern 711	9.95	9.85	9.90	9.90		9.900
	2 Lexy Ramler 611	9.95	9.90	9.95	9.90		9.925	2 Katherine Levasseur 707	9.95	9.90	9.90	9.90		9.900
	3 Mya Hooten 604	9.90	9.90	9.85	9.90		9.900	3 Jordan Bowers 701	9.95	9.90	9.95	10.00		9.950
	4 Maddie Quarles 610	10.00	9.95	9.95	10.00		9.975	4 Danielle Sievers 709	9.85	9.85	9.90	9.90		9.875
	5 Ona Loper 608	9.90	9.95	9.95	9.95		9.950	5 Olivia Trautman 714	9.95	9.95	10.00	10.00		9.975
	6 Emily Koch 607	9.80	9.75	9.75	9.70		9.750	6 Danae Fletcher 704	9.85	9.85	9.85	9.85		9.850

Vault Score: 49.550 Running Score: 49.550 Vault Score: 49.600 Running Score: 49.600

B A R S	1 Halle Remlinger 612	9.75	9.85	9.90	9.85		9.850	1 Danielle Sievers 709	9.95	9.85	9.95	9.90		9.925
	2 Mya Hooten 604	9.85	9.75	9.80	9.80		9.800	2 Katherine Levasseur 707	9.85	9.95	9.90	9.85		9.875
	3 Hannah Willmarth 615	9.80	9.85	9.80	9.75		9.800	3 Karrie Thomas 713	9.80	9.80	9.80	9.80		9.800
	4 Ona Loper 608	9.90	9.85	9.90	9.90		9.900	4 Ragan Smith 710	9.10	9.10	9.20	9.20		9.150
	5 Tiarre Sales 613	9.85	9.90	9.85	9.85		9.850	5 Jordan Bowers 701	9.90	10.00	9.90	9.85		9.900
	6 Lexy Ramler 611	9.90	9.90	9.85	9.85		9.875	6 Audrey Davis 702	9.90	9.95	9.90	9.90		9.900

Bars Score: 49.275 Running Score: 98.825 Bars Score: 49.400 Running Score: 99.000

B E A M	1 Emily Koch 607	9.75	9.65	9.75	9.80		9.750	1 Jenna Dunn 703	9.95	9.90	9.90	9.90		9.900
	2 Gianna Gerdes 602	9.75	9.85	9.85	9.80		9.825	2 Olivia Trautman 714	9.90	9.95	9.95	9.95		9.950
	3 Ali Sonier 614	9.80	9.80	9.90	9.80		9.800	3 Katherine Levasseur 707	9.90	9.80	9.85	9.80		9.825
	4 Ona Loper 608	9.90	9.90	9.90	9.95		9.900	4 Audrey Davis 702	9.95	9.85	9.90	9.85		9.875
	5 Abbie Nylin 609	9.90	9.80	9.80	9.85		9.825	5 Carly Woodard 715	10.00	9.90	9.95	9.95		9.950
	6 Lexy Ramler 611	9.90	9.90	9.90	10.00		9.900	6 Ragan Smith 710	9.95	9.95	10.00	10.00		9.975

Beam Score: 49.250 Running Score: 148.075 Beam Score: 49.650 Running Score: 148.650

F L O O R	1 Emily Koch 607	9.90	9.85	9.90	9.90		9.900	1 Bell Johnson 705	9.90	9.85	9.90	9.85		9.875
	2 Gianna Gerdes 602	9.85	9.90	9.85	9.85		9.850	2 Carly Woodard 715	9.90	9.90	9.85	9.90		9.900
	3 Lexy Ramler 611	9.85	9.90	9.90	9.95		9.900	3 Danae Fletcher 704	9.95	9.90	9.90	9.85		9.900
	4 Halle Remlinger 612	9.90	9.85	9.95	9.95		9.925	4 Danielle Sievers 709	9.90	9.85	9.90	9.90		9.900
	5 Ona Loper 608	9.95	9.95	9.95	9.90		9.950	5 Jordan Bowers 701	9.95	9.95	9.95	10.00		9.950
	6 Mya Hooten 604	9.95	10.00	9.95	10.00		9.975	6 Ragan Smith 710	9.95	9.90	9.95	9.95		9.950

Floor Score: 49.650 Running Score: 197.725 Floor Score: 49.600 Running Score: 198.250

Final Team Score: 197.725

Final Team Score: 198.250

**All-Arounders**

**All-Arounders**

VT	Ramler	Loper												
UB	9.925	9.950												
BB	9.875	9.900												
FX	9.900	9.900												
AA	39.600	39.700												

Judge's Signatures \* V [Signature] UB [Signature] BB [Signature] FX [Signature]

\* Head Judge [Signature] [Signature] [Signature] [Signature] [Signature] [Signature] [Signature] [Signature]

Coach's Signature [Signature] Coach's Signature [Signature]

# NCAA Gymnastics Score Sheet

Teams: Home University Of Arkansas Visitor University Of California

Date Apr 2, 2022 Place University Of Oklahoma Gymnastics Attendance 3074

	Name	1	2	3	4	nd	AVE	Name	1	2	3	4	nd	AVE
V A U L T	1 Emma Kelley 307	9.70	9.75	9.80	9.80		9.775	1 Madelyn Williams 515	9.85	9.75	9.80	9.85		9.825
	2 Savannah Pennese 310	9.50	9.50	9.55	9.55		9.525	2 Maya Bordas 501	9.85	9.85	9.85	9.80		9.850
	3 Sarah Shaffer 314	9.85	9.80	9.80	9.80		9.800	3 Andi Li 507	9.80	9.80	9.85	9.80		9.800
	4 Amanda Elswick 301	9.80	9.80	9.85	9.85		9.825	4 Mya Lauzon 506	9.85	9.85	9.90	9.85		9.850
	5 Kennedy Hambrick 304	9.90	9.85	9.90	9.85		9.875	5 Nevaeh DeSouza 503	9.85	9.70	9.80	9.80		9.800
	6 Leah Smith 315						0.000	6 Milan Clausi 502	9.75	9.80	9.85	9.80		9.800

Vault Score: **48.800** Running Score: **48.800** Vault Score: **49.125** Running Score: **49.125**

B A R S	1 Leah Smith 315	9.85	9.85	9.85	9.80		9.850	1 Gabby Perea 508	9.80	9.85	9.85	9.85		9.850
	2 Jensen Scalzo 312	9.80	9.80	9.80	9.80		9.800	2 Nevaeh DeSouza 503	9.75	9.85	9.70	9.80		9.775
	3 Maddie Jones 306	9.80	9.85	9.85	9.80		9.825	3 Madelyn Williams 515	9.85	9.85	9.85	9.75		9.850
	4 Sarah Shaffer 314	9.85	9.85	9.90	9.85		9.850	4 Andi Li 507	9.85	9.90	9.85	9.85		9.850
	5 Kennedy Hambrick 304	9.30	9.20	9.25	9.20		9.225	5 Maya Bordas 501	9.65	9.65	9.75	9.65		9.650
	6 Maggie O'Hara 309	9.85	9.95	9.90	9.90		9.900	6 Nina Schank 512	9.80	9.80	9.80	9.80		9.800

Bars Score: **49.225** Running Score: **98.025** Bars Score: **49.125** Running Score: **98.250**

B E A M	1 Kalyxa Gamiao 302	9.10	9.30	9.00	9.10		9.100	1 Nevaeh DeSouza 503	9.85	9.85	9.85	9.85		9.850
	2 Kiara Gianfagna 303	9.80	9.90	9.80	9.85		9.825	2 Milan Clausi 502	9.90	9.85	9.90	9.85		9.875
	3 Maggie O'Hara 309	9.80	9.80	9.70	9.80		9.800	3 Madelyn Williams 515	9.95	9.85	9.85	9.85		9.850
	4 Bailey Lovett 308	9.85	9.85	9.80	9.80		9.825	4 Maya Bordas 501	9.90	9.90	9.80	9.95		9.900
	5 Kennedy Hambrick 304	9.90	9.85	9.90	9.95		9.900	5 Andi Li 507	9.95	9.95	9.95	9.95		9.950
	6 Amanda Elswick 301	9.90	9.90	9.95	9.90		9.900	6 Mya Lauzon 506	9.95	9.90	9.95	9.95		9.950

Beam Score: **49.250** Running Score: **147.275** Beam Score: **49.525** Running Score: **147.775**

F L O O R	1 Savannah Pennese 310	9.90	9.85	9.80	9.85		9.850	1 Maya Bordas 501	9.85	9.85	9.85	9.80		9.850
	2 Madison Hickey 305	9.70	9.80	9.70	9.70		9.700	2 Gabby Perea 508	9.90	9.90	9.90	9.90		9.900
	3 Maddie Jones 306	9.85	9.85	9.90	9.85		9.850	3 Milan Clausi 502	9.90	9.95	9.90	9.90		9.900
	4 Sarah Shaffer 314	9.90	9.90	9.85	9.90		9.900	4 Mya Lauzon 506	9.90	9.90	9.95	9.85		9.900
	5 Kennedy Hambrick 304	9.85	9.90	9.85	9.90		9.875	5 Andi Li 507	9.85	9.95	9.95	9.90		9.925
	6 Bailey Lovett 308	9.90	9.95	9.95	9.90		9.925	6 Grace Quinn 509	9.90	9.95	9.90	9.90		9.900

Floor Score: **49.400** Running Score: **196.675** Floor Score: **49.525** Running Score: **197.300**

Final Team Score: **196.675**

Final Team Score: **197.300**

**All-Arounders**

**All-Arounders**

V T U B B B F X A A	Hambrick							Bordas	Li					
	9.875							9.850	9.800					
	9.225							9.650	9.850					
	9.900							9.900	9.950					
	9.875							9.850	9.925					
	38.875							39.250	39.525					

Judge's Signatures \* VT Dianne Grayson (B), Kelly Ann Rayle (N) \* UB Robin Ruegg (B), Kat Schmitt (N) \* BB Lois Colburn (B), Laurie Halerud (N) \* FX Terri Cooper (N), Linda Fenton (N)

\* Head Judge VT Kim Riley (N), Annalee Olson (N) BB Karen Tilton (N), Jeannie Lippert (N) BB Tina Snyder (N), Sandra Holsapple (N) FX Denise Jensen (N), Tia Tedder (N)

Coach's Signature Coach's Signature

# NCAA Gymnastics Score Sheet

Teams: Home University Of Arkansas Visitor University Of California

Date Apr 2, 2022 Place University Of Oklahoma Gymnastics Attendance 3074

Name		1	2	3	4	nd	AVE	Name		1	2	3	4	nd	AVE
V A U L T	1 Emma Kelley 307	9.70	9.75	9.80	9.80		9.775	1 Madelyn Williams 515	9.85	9.75	9.80	9.85		9.825	
	2 Savannah Pennese 310	9.50	9.50	9.55	9.55		9.525	2 Maya Bordas 501	9.85	9.85	9.85	9.80		9.850	
	3 Sarah Shaffer 314	9.85	9.80	9.80	9.80		9.800	3 Andi Li 507	9.80	9.80	9.85	9.80		9.800	
	4 Amanda Elswick 301	9.80	9.80	9.85	9.85		9.825	4 Mya Lauzon 506	9.85	9.85	9.90	9.85		9.850	
	5 Kennedy Hambrick 304	9.90	9.85	9.90	9.85		9.875	5 Nevaeh DeSouza 503	9.85	9.70	9.80	9.80		9.800	
	6 Leah Smith 315						0.000	6 Milan Clausi 502	9.75	9.80	9.85	9.80		9.800	

Vault Score: 48.800      Running Score: 48.800      Vault Score: 49.125      Running Score: 49.125

B A R S	1 Leah Smith 315	9.85	9.85	9.85	9.80		9.850	1 Gabby Perea 508	9.80	9.85	9.85	9.85		9.850
	2 Jensen Scalzo 312	9.80	9.80	9.80	9.80		9.800	2 Nevaeh DeSouza 503	9.75	9.85	9.70	9.80		9.775
	3 Maddie Jones 306	9.80	9.85	9.85	9.80		9.825	3 Madelyn Williams 515	9.85	9.85	9.85	9.75		9.850
	4 Sarah Shaffer 314	9.85	9.85	9.90	9.85		9.850	4 Andi Li 507	9.85	9.90	9.85	9.85		9.850
	5 Kennedy Hambrick 304	9.30	9.20	9.25	9.20		9.225	5 Maya Bordas 501	9.65	9.65	9.75	9.65		9.650
	6 Maggie O'Hara 309	9.85	9.95	9.90	9.90		9.900	6 Nina Schank 512	9.80	9.80	9.80	9.80		9.800

Bars Score: 49.225      Running Score: 98.025      Bars Score: 49.125      Running Score: 98.250

B E A M	1 Kalyxta Gamiao 302	9.10	9.30	9.00	9.10		9.100	1 Nevaeh DeSouza 503	9.85	9.85	9.85	9.85		9.850
	2 Kiara Gianfagna 303	9.80	9.90	9.80	9.85		9.825	2 Milan Clausi 502	9.90	9.85	9.90	9.85		9.875
	3 Maggie O'Hara 309	9.80	9.80	9.70	9.80		9.800	3 Madelyn Williams 515	9.95	9.85	9.85	9.85		9.850
	4 Bailey Lovett 308	9.85	9.85	9.80	9.80		9.825	4 Maya Bordas 501	9.90	9.90	9.80	9.95		9.900
	5 Kennedy Hambrick 304	9.90	9.85	9.90	9.95		9.900	5 Andi Li 507	9.95	9.95	9.95	9.95		9.950
	6 Amanda Elswick 301	9.90	9.90	9.95	9.90		9.900	6 Mya Lauzon 506	9.95	9.90	9.95	9.95		9.950

Beam Score: 49.250      Running Score: 147.275      Beam Score: 49.525      Running Score: 147.775

F L O O R	1 Savannah Pennese 310	9.90	9.85	9.80	9.85		9.850	1 Maya Bordas 501	9.85	9.85	9.85	9.80		9.850
	2 Madison Hickey 305	9.70	9.80	9.70	9.70		9.700	2 Gabby Perea 508	9.90	9.90	9.90	9.90		9.900
	3 Maddie Jones 306	9.85	9.85	9.90	9.85		9.850	3 Milan Clausi 502	9.90	9.95	9.90	9.90		9.900
	4 Sarah Shaffer 314	9.90	9.90	9.85	9.90		9.900	4 Mya Lauzon 506	9.90	9.90	9.95	9.85		9.900
	5 Kennedy Hambrick 304	9.85	9.90	9.85	9.90		9.875	5 Andi Li 507	9.85	9.95	9.95	9.90		9.925
	6 Bailey Lovett 308	9.90	9.95	9.95	9.90		9.925	6 Grace Quinn 509	9.90	9.95	9.90	9.90		9.900

Floor Score: 49.400      Running Score: 196.675      Floor Score: 49.525      Running Score: 197.300

Final Team Score: 196.675

Final Team Score: 197.300

### All-Arounders

### All-Arounders

VT	Hambrick							Bordas	Li					
	9.875							9.850	9.800					
	UB							9.650	9.850					
	9.225							9.900	9.950					
	BB							9.850	9.925					
	9.900							39.250	39.525					

Judge's Signatures \* VT Dianne Grayson (B), Kelly-Ann Rayle (N) \* UB Robin Ruegg (B), Kat Sgamba (N) \* BB Lois Coburn (B), Laurie Balerud (N) \* FX Terri Cooper (N), Linda Fenton (N)

\* Head Judge VT Kim Riley (N), AnnaLee Olsen (N) UB Karen Tilton (N), Jeannie Lippert (N) BB Tina Snyder (N), Sandra Holsapple (N) FX Denise Jensen (N), Ta Tedder (N)

Coach's Signature \_\_\_\_\_ Coach's Signature \_\_\_\_\_

# NCAA Gymnastics Score Sheet

Teams: Home University Of Minnesota

Visitor University Of Oklahoma

Date Apr 2, 2022

Place University Of Oklahoma Gymnastics

Attendance

3074

Name		1	2	3	4	nd	AVE	Name		1	2	3	4	nd	AVE
V A U L T	1 Gianna Gerdes 602	9.80	9.80	9.80	9.80		9.800	1 Allie Stern 711	9.95	9.85	9.90	9.90		9.900	
	2 Lexy Ramler 611	9.95	9.90	9.95	9.90		9.925	2 Katherine Levasseur 707	9.95	9.90	9.90	9.90		9.900	
	3 Mya Hooten 604	9.90	9.90	9.85	9.90		9.900	3 Jordan Bowers 701	9.95	9.90	9.95	10.00		9.950	
	4 Maddie Quarles 610	10.00	9.95	9.95	10.00		9.975	4 Danielle Sievers 709	9.85	9.85	9.90	9.90		9.875	
	5 Ona Loper 608	9.90	9.95	9.95	9.95		9.950	5 Olivia Trautman 714	9.95	9.95	10.00	10.00		9.975	
	6 Emily Koch 607	9.80	9.75	9.75	9.70		9.750	6 Danae Fletcher 704	9.85	9.85	9.85	9.85		9.850	

Vault Score: **49.550**

Running Score: **49.550**

Vault Score: **49.600**

Running Score: **49.600**

B A R S	1 Halle Remlinger 612	9.75	9.85	9.90	9.85		9.850	1 Danielle Sievers 709	9.95	9.85	9.95	9.90		9.925
	2 Mya Hooten 604	9.85	9.75	9.80	9.80		9.800	2 Katherine Levasseur 707	9.85	9.95	9.90	9.85		9.875
	3 Hannah Willmarth 615	9.80	9.85	9.80	9.75		9.800	3 Karrie Thomas 713	9.80	9.80	9.80	9.80		9.800
	4 Ona Loper 608	9.90	9.85	9.90	9.90		9.900	4 Ragan Smith 710	9.10	9.10	9.20	9.20		9.150
	5 Tiarre Sales 613	9.85	9.90	9.85	9.85		9.850	5 Jordan Bowers 701	9.90	10.00	9.90	9.85		9.900
	6 Lexy Ramler 611	9.90	9.90	9.85	9.85		9.875	6 Audrey Davis 702	9.90	9.95	9.90	9.90		9.900

Bars Score: **49.275**

Running Score: **98.825**

Bars Score: **49.400**

Running Score: **99.000**

B E A M	1 Emily Koch 607	9.75	9.65	9.75	9.80		9.750	1 Jenna Dunn 703	9.95	9.90	9.90	9.90		9.900
	2 Gianna Gerdes 602	9.75	9.85	9.85	9.80		9.825	2 Olivia Trautman 714	9.90	9.95	9.95	9.95		9.950
	3 Ali Sonier 614	9.80	9.80	9.90	9.80		9.800	3 Katherine Levasseur 707	9.90	9.80	9.85	9.80		9.825
	4 Ona Loper 608	9.90	9.90	9.90	9.95		9.900	4 Audrey Davis 702	9.95	9.85	9.90	9.85		9.875
	5 Abbie Nylin 609	9.90	9.80	9.80	9.85		9.825	5 Carly Woodard 715	10.00	9.90	9.95	9.95		9.950
	6 Lexy Ramler 611	9.90	9.90	9.90	10.00		9.900	6 Ragan Smith 710	9.95	9.95	10.00	10.00		9.975

Beam Score: **49.250**

Running Score: **148.075**

Beam Score: **49.650**

Running Score: **148.650**

F L O O R	1 Emily Koch 607	9.90	9.85	9.90	9.90		9.900	1 Bell Johnson 705	9.90	9.85	9.90	9.85		9.875
	2 Gianna Gerdes 602	9.85	9.90	9.85	9.85		9.850	2 Carly Woodard 715	9.90	9.90	9.85	9.90		9.900
	3 Lexy Ramler 611	9.85	9.90	9.90	9.95		9.900	3 Danae Fletcher 704	9.95	9.90	9.90	9.85		9.900
	4 Halle Remlinger 612	9.90	9.85	9.95	9.95		9.925	4 Danielle Sievers 709	9.90	9.85	9.90	9.90		9.900
	5 Ona Loper 608	9.95	9.95	9.95	9.90		9.950	5 Jordan Bowers 701	9.95	9.95	9.95	10.00		9.950
	6 Mya Hooten 604	9.95	10.00	9.95	10.00		9.975	6 Ragan Smith 710	9.95	9.90	9.95	9.95		9.950

Floor Score: **49.650**

Running Score: **197.725**

Floor Score: **49.600**

Running Score: **198.250**

Final Team Score: **197.725**

Final Team Score: **198.250**

**All-Arounders**

**All-Arounders**

VT UB BB FX AA	Ramler	Loper												
	9.925	9.950												
	9.875	9.900												
	9.900	9.900												
	9.900	9.950												
	39.600	39.700												

Judge's Signatures \* VT

\* UB

\* BB

\* FX

Dianne Grayson (B), Kelly-Ann Rayle (N)

Robin Ruegg (B), Kat Sgamba (N)

Lois Coburn (B), Laurie Balerud (N)

Terri Cooper (N), Linda Fenton (N)

\* Head Judge

VT

UB

BB

FX

Kim Riley (N), AnnaLee Olsen (N)

Karen Tilton (N), Jeannie Lippert (N)

Tina Snyder (N), Sandra Holsapple (N)

Denise Jensen (N), Ta Tedder (N)

Coach's Signature

Coach's Signature



# Norman Regional Final





## Team Results

Apr 2, 2022

Page: 1  
Printed: 4/2/2022 7:16:07 PM

Women / 10

Session: 1

Rank	Gym	Team	Score				
1	Oklahoma	X	198.250	49.600 1	49.400 1	49.650 1	49.600 2
2	Minnesota	X	197.725	49.550 2	49.275 2	49.250 3T	49.650 1
3	California	X	197.300	49.125 3	49.125 4	49.525 2	49.525 3
4	Arkansas	X	196.675	48.800 4	49.225 3	49.250 3T	49.400 4

# Norman Regional Final

## Event Results - Vault

Apr 2, 2022

Page: 1  
Printed: 4/2/2022 7:17:48 PM

Women / 10

Session: 1



Rank	Num	Name	Gym	Start	Score	Out
1T	714	Olivia Trautman	Oklahoma	___	9.975	0.000
1T	610	Maddie Quarles	Minnesota	___	9.975	0.000
3T	608	Ona Loper	Minnesota	___	9.950	0.025
3T	701	Jordan Bowers	Oklahoma	___	9.950	0.025
5	611	Lexy Ramler	Minnesota	___	9.925	0.050
6T	604	Mya Hooten	Minnesota	___	9.900	0.075
6T	707	Katherine Levasseur	Oklahoma	___	9.900	0.075
6T	711	Allie Stern	Oklahoma	___	9.900	0.075
9T	304	Kennedy Hambrick	Arkansas	___	9.875	0.100
9T	709	Danielle Sievers	Oklahoma	___	9.875	0.100
11T	501	Maya Bordas	California	___	9.850	0.125
11T	506	Mya Lauzon	California	___	9.850	0.125
11T	704	Danae Fletcher	Oklahoma	___	9.850	0.125
14T	515	Madelyn Williams	California	___	9.825	0.150
14T	301	Amanda Elswick	Arkansas	___	9.825	0.150
16T	507	Andi Li	California	___	9.800	0.175
16T	502	Milan Clausi	California	___	9.800	0.175
16T	314	Sarah Shaffer	Arkansas	___	9.800	0.175
16T	602	Gianna Gerdes	Minnesota	___	9.800	0.175
16T	503	Nevaeh DeSouza	California	___	9.800	0.175
21	307	Emma Kelley	Arkansas	___	9.775	0.200
22	607	Emily Koch	Minnesota	___	9.750	0.225
23	310	Savannah Pennese	Arkansas	___	9.525	0.450
24	315	Leah Smith	Arkansas	___	___	9.975

# Norman Regional Final

## Event Results - Bars

Apr 2, 2022

Page: 1  
Printed: 4/2/2022 7:18:07 PM

Women / 10

Session: 1



Rank	Num	Name	Gym	Start	Score	Out
1	709	Danielle Sievers	Oklahoma	—.—	9.925	0.000
2T	608	Ona Loper	Minnesota	—.—	9.900	0.025
2T	701	Jordan Bowers	Oklahoma	—.—	9.900	0.025
2T	702	Audrey Davis	Oklahoma	—.—	9.900	0.025
2T	309	Maggie O'Hara	Arkansas	—.—	9.900	0.025
6T	611	Lexy Ramler	Minnesota	—.—	9.875	0.050
6T	707	Katherine Levasseur	Oklahoma	—.—	9.875	0.050
8T	507	Andi Li	California	—.—	9.850	0.075
8T	314	Sarah Shaffer	Arkansas	—.—	9.850	0.075
8T	515	Madelyn Williams	California	—.—	9.850	0.075
8T	612	Halle Remlinger	Minnesota	—.—	9.850	0.075
8T	508	Gabby Perea	California	—.—	9.850	0.075
8*	613	Tiarre Sales	Minnesota	—.—	9.850	0.075
8*	315	Leah Smith	Arkansas	—.—	9.850	0.075
15	306	Maddie Jones	Arkansas	—.—	9.825	0.100
16T	604	Mya Hooten	Minnesota	—.—	9.800	0.125
16*	615	Hannah Willmarth	Minnesota	—.—	9.800	0.125
16*	713	Karrie Thomas	Oklahoma	—.—	9.800	0.125
16*	312	Jensen Scalzo	Arkansas	—.—	9.800	0.125
16*	512	Nina Schank	California	—.—	9.800	0.125
21	503	Nevaeh DeSouza	California	—.—	9.775	0.150
22	501	Maya Bordas	California	—.—	9.650	0.275
23	304	Kennedy Hambrick	Arkansas	—.—	9.225	0.700
24	710	Ragan Smith	Oklahoma	—.—	9.150	0.775

# Norman Regional Final

## Event Results - Beam

Apr 2, 2022

Page: 1  
Printed: 4/2/2022 7:18:20 PM

Women / 10

Session: 1



Rank	Num	Name	Gym	Start	Score	Out
1	710	Ragan Smith	Oklahoma	___	9.975	0.000
2T	507	Andi Li	California	___	9.950	0.025
2T	506	Mya Lauzon	California	___	9.950	0.025
2T	714	Olivia Trautman	Oklahoma	___	9.950	0.025
2T	715	Carly Woodard	Oklahoma	___	9.950	0.025
6T	608	Ona Loper	Minnesota	___	9.900	0.075
6T	611	Lexy Ramler	Minnesota	___	9.900	0.075
6T	501	Maya Bordas	California	___	9.900	0.075
6T	304	Kennedy Hambrick	Arkansas	___	9.900	0.075
6T	301	Amanda Elswick	Arkansas	___	9.900	0.075
6T	703	Jenna Dunn	Oklahoma	___	9.900	0.075
12T	502	Milan Clausi	California	___	9.875	0.100
12T	702	Audrey Davis	Oklahoma	___	9.875	0.100
14T	515	Madelyn Williams	California	___	9.850	0.125
14T	503	Nevaeh DeSouza	California	___	9.850	0.125
16T	707	Katherine Levasseur	Oklahoma	___	9.825	0.150
16T	602	Gianna Gerdes	Minnesota	___	9.825	0.150
16T	308	Bailey Lovett	Arkansas	___	9.825	0.150
16*	609	Abbie Nylin	Minnesota	___	9.825	0.150
16*	303	Kiara Gianfagna	Arkansas	___	9.825	0.150
21T	309	Maggie O'Hara	Arkansas	___	9.800	0.175
21T	614	Ali Sonier	Minnesota	___	9.800	0.175
23	607	Emily Koch	Minnesota	___	9.750	0.225
24	302	Kalyxta Gamiao	Arkansas	___	9.100	0.875



# Norman Regional Final

## Event Results - Floor

Apr 2, 2022

Page: 1  
Printed: 4/2/2022 7:17:33 PM

Women / 10

Session: 1



Rank	Num	Name	Gym	Start	Score	Out
1	604	Mya Hooten	Minnesota	___	9.975	0.000
2T	608	Ona Loper	Minnesota	___	9.950	0.025
2T	701	Jordan Bowers	Oklahoma	___	9.950	0.025
2T	710	Ragan Smith	Oklahoma	___	9.950	0.025
5T	507	Andi Li	California	___	9.925	0.050
5T	612	Halle Remlinger	Minnesota	___	9.925	0.050
5T	308	Bailey Lovett	Arkansas	___	9.925	0.050
8T	611	Lexy Ramler	Minnesota	___	9.900	0.075
8*	709	Danielle Sievers	Oklahoma	___	9.900	0.075
8*	506	Mya Lauzon	California	___	9.900	0.075
8T	502	Milan Clausi	California	___	9.900	0.075
8T	314	Sarah Shaffer	Arkansas	___	9.900	0.075
8T	607	Emily Koch	Minnesota	___	9.900	0.075
8T	715	Carly Woodard	Oklahoma	___	9.900	0.075
8*	704	Danae Fletcher	Oklahoma	___	9.900	0.075
8*	508	Gabby Perea	California	___	9.900	0.075
8T	509	Grace Quinn	California	___	9.900	0.075
18T	304	Kennedy Hambrick	Arkansas	___	9.875	0.100
18T	705	Bell Johnson	Oklahoma	___	9.875	0.100
20T	501	Maya Bordas	California	___	9.850	0.125
20T	602	Gianna Gerdes	Minnesota	___	9.850	0.125
20T	306	Maddie Jones	Arkansas	___	9.850	0.125
20T	310	Savannah Pennese	Arkansas	___	9.850	0.125
24	305	Madison Hickey	Arkansas	___	9.700	0.275

# Norman Regional Final





## Event Results - AA

Apr 2, 2022

Page: 1  
Printed: 4/2/2022 7:18:33 PM

Women / 10

Session: 1

Rank	Num	Name	Gym					AA
1	608	Ona Loper	Minnesota	9.950	9.900	9.900	9.950	39.700
2	611	Lexy Ramler	Minnesota	9.925	9.875	9.900	9.900	39.600
3	507	Andi Li	California	9.800	9.850	9.950	9.925	39.525
4	501	Maya Bordas	California	9.850	9.650	9.900	9.850	39.250
5	304	Kennedy Hambrick	Arkansas	9.875	9.225	9.900	9.875	38.875