

NCAA Gymnastics Score Sheet

Teams: Home Alabama Visitor Arkansas
 Date Mar 6, 2022 Place Von Braun Civic Center Attendance 5001

	Name		Alabama					AVE	Name		Arkansas					AVE
			1	2	3	4	nd				1	2	3	4	nd	
V A U L T	1	Shallon Olsen	113	9.90	9.90			9.900	1	Savannah Pennese	127	9.80	9.60			9.700
	2	Mati Waligora	116	9.90	9.90			9.900	2	Leah Smith	133	9.90	9.85			9.875
	3	Kaylee Quinn	115	9.85	9.90			9.875	3	Sarah Shaffer	132	9.65	9.75			9.700
	4	Lilly Hudson	108	9.80	9.85			9.825	4	Amanda Elswick	117	9.85	9.85			9.850
	5	Luisa Blanco	102	9.95	9.95			9.950	5	Makenzie Sedlacek	131	9.90	9.90			9.900
	6	Lexi Graber	107	9.85	9.90			9.875	6	Kennedy Hambrick	120	9.90	9.90			9.900

Vault Score: **49.500** Running Score: **49.500** Vault Score: **49.225** Running Score: **49.225**

B A R S	1	Emily Gaskins	106	9.90	9.90			9.900	1	Leah Smith	133	9.85	9.85			9.850
	2	Lilly Hudson	108	9.85	9.85			9.850	2	Jensen Scalzo	130	9.90	9.85			9.875
	3	Mati Waligora	116	9.95	9.95			9.950	3	Maddie Jones	123	9.80	9.85			9.825
	4	Cam Machado	110	9.95	9.95			9.950	4	Sarah Shaffer	132	9.95	9.95			9.950
	5	Makarri Doggette	105	9.90	9.90			9.900	5	Kennedy Hambrick	120	9.90	9.95			9.925
	6	Luisa Blanco	102	9.90	9.95			9.925	6	Maggie O'Hara	126	9.85	9.95			9.900

Bars Score: **49.625** Running Score: **99.125** Bars Score: **49.500** Running Score: **98.725**

B E A M	1	Ella Burgess	104	9.90	9.90			9.900	1	Kalyxa Gamiao	118	9.85	9.85			9.850
	2	Shallon Olsen	113	9.85	9.85			9.850	2	Leah Smith	133	9.80	9.80			9.800
	3	Lexi Graber	107	9.90	9.85			9.875	3	Kiara Gianfagna	119	9.80	9.90			9.850
	4	Mati Waligora	116	9.80	9.85			9.825	4	Bailey Lovett	125	9.75	9.80			9.775
	5	Lilly Hudson	108	9.85	9.90			9.875	5	Kennedy Hambrick	120	9.80	9.75			9.775
	6	Luisa Blanco	102	9.65	9.60			9.625	6	Amanda Elswick	117	9.70	9.80			9.750

Beam Score: **49.325** Running Score: **148.450** Beam Score: **49.050** Running Score: **147.775**

F L O O R	1	Shallon Olsen	113	9.85	9.90			9.875	1	Madison Hickey	121	9.65	9.70			9.675
	2	Sania Mitchell	112	9.85	9.85			9.850	2	Maddie Jones	123	9.95	9.90			9.925
	3	Emily Gaskins	106	9.80	9.75			9.775	3	Makenzie Sedlacek	131	9.75	9.75		-0.1	9.650
	4	Lilly Hudson	108	9.95	9.95			9.950	4	Leah Smith	133	9.90	9.90			9.900
	5	Cam Machado	110	9.90	9.95			9.925	5	Kennedy Hambrick	120	8.70	9.10			8.900
	6	Lexi Graber	107	9.95	9.95			9.950	6	Bailey Lovett	125	9.85	9.90			9.875

Floor Score: **49.550** Running Score: **198.000** Floor Score: **49.025** Running Score: **196.800**

Final Team Score: 198.000 Final Team Score: 196.800

All-Arounders

All-Arounders

V T U B B B F X A A	Hudson								Smith	Hambrick					
	9.825							9.875	9.900						
	9.850							9.850	9.925						
	9.875							9.800	9.775						
	9.950							9.900	8.900						
	39.500							39.425	38.500						

Judge's Signatures * VT *Charlene Chastain* BREV *Donna Trevathan* BREV * BB *Mary Lou Dillard* REV *Sue Kinn* NATL
 * Head Judge VT *Stephan Kille* UB *Stephan Kille* BB *Jenny Bralton* NATL FX *Jayli Crave* Craver NATL
 Coach's Signature *Dave D...* Coach's Signature *Constance...*

NCAA Gymnastics Score Sheet

Teams: Home Auburn Visitor Georgia
 Date Mar 6, 2022 Place Von Braun Civic Center Attendance 5001

Name		1	2	3	4	nd	AVE	Name		1	2	3	4	nd	AVE
V A U L T	1 Gabby McLaughlin 145	9.70	9.75				9.725	1 Amanda Cashman 156	9.75	9.70					9.725
	2 Sara Hubbard 141	9.85	9.80				9.825	2 Mikayla Magee 164	9.70	9.60					9.650
	3 Cassie Stevens 150	9.90	9.90				9.900	3 Abbey Ward 170	9.85	9.85					9.850
	4 Derrian Gobourne 138	9.80	9.90				9.850	4 Soraya Hawthorne 162	9.85	9.85					9.850
	5 Drew Watson 153	9.85	9.85				9.850	5 Rachel Baumann 154	9.80	9.80					9.800
	6 Sunisa Lee 142	9.95	9.90				9.925	6 Megan Roberts 168	9.85	9.70					9.775

Vault Score: **49.350** Running Score: **49.350** Vault Score: **49.000** Running Score: **49.000**

B A R S	1 Adeline Sabados 147	9.90	9.85				9.875	1 Abbey Ward 170	9.90	9.90					9.900
	2 Sophia Groth 139	9.90	9.90				9.900	2 Haley De Jong 158	9.85	9.90					9.875
	3 Cassie Stevens 150	9.80	9.85				9.825	3 Amanda Cashman 156	8.00	8.40					8.200
	4 Aria Brusch 136	9.95	9.90				9.925	4 Katie Finnegan 159	9.80	9.85					9.825
	5 Derrian Gobourne 138	10.00	9.95				9.975	5 Megan Roberts 168	9.90	9.85					9.875
	6 Sunisa Lee 142	9.85	9.90				9.875	6 Victoria Nguyen 166	9.25	9.20					9.225

Bars Score: **49.550** Running Score: **98.900** Bars Score: **48.700** Running Score: **97.700**

B E A M	1 Olivia Hollingsworth 140	9.80	9.75				9.775	1 Mikayla Magee 164	9.85	9.85					9.850
	2 Aria Brusch 136	9.85	9.80				9.825	2 Soraya Hawthorne 162	9.85	9.80					9.825
	3 Cassie Stevens 150	9.90	9.90				9.900	3 Emily Schild 169	9.70	9.85					9.775
	4 Sophia Groth 139	9.90	9.95				9.925	4 Victoria Nguyen 166	9.90	9.85					9.875
	5 Gabby McLaughlin 145	9.80	9.80				9.800	5 Haley De Jong 158	9.60	9.60					9.600
	6 Sunisa Lee 142	10.00	9.95				9.975	6 Rachel Baumann 154	9.85	9.85					9.850

Beam Score: **49.425** Running Score: **148.325** Beam Score: **49.175** Running Score: **146.875**

F L O O R	1 Adeline Sabados 147	9.80	9.85				9.825	1 Alyssa Perez-Lugones 167	9.80	9.80					9.800
	2 Drew Watson 153	9.90	9.85				9.875	2 Mikayla Magee 164	9.85	9.90					9.875
	3 Cassie Stevens 150	9.85	9.85				9.850	3 Haley De Jong 158	9.75	9.70				-0.1	9.625
	4 Sophia Groth 139	9.85	9.90				9.875	4 Megan Roberts 168	9.80	9.80					9.800
	5 Sunisa Lee 142	9.95	9.90				9.925	5 Rachel Baumann 154	9.95	9.95					9.950
	6 Derrian Gobourne 138	9.90	9.90				9.900	6 Soraya Hawthorne 162	9.85	9.95					9.900

Floor Score: **49.425** Running Score: **197.750** Floor Score: **49.325** Running Score: **196.200**

Final Team Score: **197.750**

Final Team Score: **196.200**

All-Arounders

All-Arounders

V T U B B B F X A A	Stevens	Lee													
	9.900	9.925													
	9.825	9.875													
	9.900	9.975													
	9.850	9.925													
39.475	39.700														

Judge's Signatures * VT

Charlene Christensen BREV *Dorothy Treviñan* BREV *Mary Lou* BREV *Stacy Kane* NATL

* Head Judge

VT *Amy* NATL UB *Stephanie Kuhlmann* NATL BB *Jenna Karadibi* NATL FX *Gayle* NATL

Coach's Signature

Coach's Signature

Elevate Huntsville NCAA

Event Results - Vault

Mar 6, 2022

Page: 1
Printed: 3/6/2022 3:14 PM

Women / 10

Session: 1



Rank	Num	Name	Gym	Start	Score	Out
1	102	Luisa Blanco	Alabama	—.—	9.950	0.000
2	142	Sunisa Lee	Auburn	—.—	9.925	0.025
3T	150	Cassie Stevens	Auburn	—.—	9.900	0.050
3T	120	Kennedy Hambrick	Arkansas	—.—	9.900	0.050
3T	116	Mati Waligora	Alabama	—.—	9.900	0.050
3T	113	Shallon Olsen	Alabama	—.—	9.900	0.050
3T	131	Makenzie Sedlacek	Arkansas	—.—	9.900	0.050
8T	133	Leah Smith	Arkansas	—.—	9.875	0.075
8T	107	Lexi Graber	Alabama	—.—	9.875	0.075
8T	115	Kaylee Quinn	Alabama	—.—	9.875	0.075
11T	138	Derrian Gobourne	Auburn	—.—	9.850	0.100
11T	162	Soraya Hawthorne	Georgia	—.—	9.850	0.100
11T	170	Abbey Ward	Georgia	—.—	9.850	0.100
11T	153	Drew Watson	Auburn	—.—	9.850	0.100
11T	117	Amanda Elswick	Arkansas	—.—	9.850	0.100
16T	108	Lilly Hudson	Alabama	—.—	9.825	0.125
16T	141	Sara Hubbard	Auburn	—.—	9.825	0.125
18T	154	Rachel Baumann	Georgia	—.—	9.800	0.150
18T	106	Emily Gaskins	Alabama	—.—	9.800	0.150
20	168	Megan Roberts	Georgia	—.—	9.775	0.175
21T	145	Gabby McLaughlin	Auburn	—.—	9.725	0.225
21T	156	Amanda Cashman	Georgia	—.—	9.725	0.225
23T	132	Sarah Shaffer	Arkansas	—.—	9.700	0.250
23T	127	Savannah Pennese	Arkansas	—.—	9.700	0.250
25	164	Mikayla Magee	Georgia	—.—	9.650	0.300
26*	137	Jada Glenn	Auburn	—.—	—.—	9.950
26*	124	Emma Kelley	Arkansas	—.—	—.—	9.950

Elevate Huntsville NCAA

Event Results - Bars

Mar 6, 2022

Page: 1
Printed: 3/6/2022 3:14 PM

Women / 10

Session: 1



Rank	Num	Name	Gym	Start	Score	Out
1	138	Derrian Gobourne	Auburn	—.—	9.975	0.000
2T	116	Mati Waligora	Alabama	—.—	9.950	0.025
2T	110	Cam Machado	Alabama	—.—	9.950	0.025
2T	132	Sarah Shaffer	Arkansas	—.—	9.950	0.025
5T	120	Kennedy Hambrick	Arkansas	—.—	9.925	0.050
5T	102	Luisa Blanco	Alabama	—.—	9.925	0.050
5T	136	Aria Bruschi	Auburn	—.—	9.925	0.050
8T	139	Sophia Groth	Auburn	—.—	9.900	0.075
8T	106	Emily Gaskins	Alabama	—.—	9.900	0.075
8T	170	Abbey Ward	Georgia	—.—	9.900	0.075
8*	126	Maggie O'Hara	Arkansas	—.—	9.900	0.075
8*	105	Makarri Doggette	Alabama	—.—	9.900	0.075
13T	142	Sunisa Lee	Auburn	—.—	9.875	0.100
13T	168	Megan Roberts	Georgia	—.—	9.875	0.100
13T	158	Haley De Jong	Georgia	—.—	9.875	0.100
13T	147	Adeline Sabados	Auburn	—.—	9.875	0.100
13T	130	Jensen Scalzo	Arkansas	—.—	9.875	0.100
18T	108	Lilly Hudson	Alabama	—.—	9.850	0.125
18T	133	Leah Smith	Arkansas	—.—	9.850	0.125
20T	150	Cassie Stevens	Auburn	—.—	9.825	0.150
20T	123	Maddie Jones	Arkansas	—.—	9.825	0.150
20T	159	Katie Finnegan	Georgia	—.—	9.825	0.150
23	166	Victoria Nguyen	Georgia	—.—	9.225	0.750
24	156	Amanda Cashman	Georgia	—.—	8.200	1.775
25T	145	Gabby McLaughlin	Auburn	—.—	—.—	9.975
25T	161	Loulie Hattaway	Georgia	—.—	—.—	9.975

Elevate Huntsville NCAA

Event Results - Beam

Mar 6, 2022

Page: 1
Printed: 3/6/2022 3:15 PM

Women / 10

Session: 1



Rank	Num	Name	Gym	Start	Score	Out
1	142	Sunisa Lee	Auburn	___	9.975	0.000
2	139	Sophia Groth	Auburn	___	9.925	0.050
3T	150	Cassie Stevens	Auburn	___	9.900	0.075
3T	104	Ella Burgess	Alabama	___	9.900	0.075
5T	108	Lilly Hudson	Alabama	___	9.875	0.100
5T	107	Lexi Graber	Alabama	___	9.875	0.100
5T	166	Victoria Nguyen	Georgia	___	9.875	0.100
8T	113	Shallon Olsen	Alabama	___	9.850	0.125
8T	154	Rachel Baumann	Georgia	___	9.850	0.125
8T	164	Mikayla Magee	Georgia	___	9.850	0.125
8*	119	Kiara Gianfagna	Arkansas	___	9.850	0.125
8*	118	Kalyxta Gamiao	Arkansas	___	9.850	0.125
13T	116	Mati Waligora	Alabama	___	9.825	0.150
13T	162	Soraya Hawthorne	Georgia	___	9.825	0.150
13T	136	Aria Bruschi	Auburn	___	9.825	0.150
16T	133	Leah Smith	Arkansas	___	9.800	0.175
16T	145	Gabby McLaughlin	Auburn	___	9.800	0.175
18T	120	Kennedy Hambrick	Arkansas	___	9.775	0.200
18T	125	Bailey Lovett	Arkansas	___	9.775	0.200
18*	169	Emily Schild	Georgia	___	9.775	0.200
18*	140	Olivia Hollingsworth	Auburn	___	9.775	0.200
22	117	Amanda Elswick	Arkansas	___	9.750	0.225
23	102	Luisa Blanco	Alabama	___	9.625	0.350
24	158	Haley De Jong	Georgia	___	9.600	0.375
25	146	Allie Riddle	Auburn	___	8.850	1.125
26	110	Cam Machado	Alabama	___	___	9.975

Elevate Huntsville NCAA

Event Results - Floor

Mar 6, 2022

Page: 1
Printed: 3/6/2022 3:15 PM

Women / 10

Session: 1



Rank	Num	Name	Gym	Start	Score	Out
1T	108	Lilly Hudson	Alabama	—.—	9.950	0.000
1T	107	Lexi Graber	Alabama	—.—	9.950	0.000
1T	154	Rachel Baumann	Georgia	—.—	9.950	0.000
4T	142	Sunisa Lee	Auburn	—.—	9.925	0.025
4T	110	Cam Machado	Alabama	—.—	9.925	0.025
4T	123	Maddie Jones	Arkansas	—.—	9.925	0.025
7T	133	Leah Smith	Arkansas	—.—	9.900	0.050
7T	138	Derrian Gobourne	Auburn	—.—	9.900	0.050
7T	162	Soraya Hawthorne	Georgia	—.—	9.900	0.050
10T	139	Sophia Groth	Auburn	—.—	9.875	0.075
10T	113	Shallon Olsen	Alabama	—.—	9.875	0.075
10T	164	Mikayla Magee	Georgia	—.—	9.875	0.075
10T	153	Drew Watson	Auburn	—.—	9.875	0.075
10T	125	Bailey Lovett	Arkansas	—.—	9.875	0.075
15T	150	Cassie Stevens	Auburn	—.—	9.850	0.100
15T	112	Sania Mitchell	Alabama	—.—	9.850	0.100
17	147	Adeline Sabados	Auburn	—.—	9.825	0.125
18T	168	Megan Roberts	Georgia	—.—	9.800	0.150
18T	167	Alyssa Perez-Lugones	Georgia	—.—	9.800	0.150
20	106	Emily Gaskins	Alabama	—.—	9.775	0.175
21	121	Madison Hickey	Arkansas	—.—	9.675	0.275
22	131	Makenzie Sedlacek	Arkansas	—.—	9.650	0.300
23	158	Haley De Jong	Georgia	—.—	9.625	0.325
24	120	Kennedy Hambrick	Arkansas	—.—	8.900	1.050
25T	127	Savannah Pennese	Arkansas	—.—	—.—	9.950
25*	143	Morgan Leigh Oldham	Auburn	—.—	—.—	9.950
25*	109	Griffin James	Alabama	—.—	—.—	9.950

Elevate Huntsville NCAA





Event Results - AA

Mar 6, 2022

Page: 1
Printed: 3/6/2022 3:15 PM

Women / 10

Session: 1

Rank	Num	Name	Gym					AA
1	142	Sunisa Lee	Auburn	9.925	9.875	9.975	9.925	39.700
2	108	Lilly Hudson	Alabama	9.825	9.850	9.875	9.950	39.500
3	150	Cassie Stevens	Auburn	9.900	9.825	9.900	9.850	39.475
4	133	Leah Smith	Arkansas	9.875	9.850	9.800	9.900	39.425
5	120	Kennedy Hambrick	Arkansas	9.900	9.925	9.775	8.900	38.500