

# ARKANSAS

## RAZORBACKS



2024 ARKANSAS BASEBALL MEDIA GUIDE



# FACILITIES



**FOWLER FAMILY**

**BASEBALL & TRACK TRAINING CENTER**





# BAUM-WALKER STADIUM



**JB & JOHNELLE HUNT FAMILY**  
BASEBALL DEVELOPMENT CENTER





**ARKANSAS BASEBALL**

Table of Contents ..... 2  
 Quick Facts ..... 3

**COACHES & SUPPORT STAFF**

Head Coach Dave Van Horn ..... 5-9  
 Assistant Coach Nate Thompson ..... 10-11  
 Assistant Coach Matt Hobbs ..... 12-13  
 Assistant Coach Bobby Wernes ..... 14  
 Support Staff ..... 15-16

**2024 RAZORBACKS**

Numerical Roster ..... 18  
 Radio/TV Roster ..... 19  
 #5 Kendall Diggs ..... 20-21  
 #6 Ben McLaughlin ..... 22-23  
 #10 Peyton Stovall ..... 24-25  
 #13 Jayson Jones ..... 26-27  
 #16 Hudson Polk ..... 28-29  
 #17 Hunter Grimes ..... 30-31  
 #18 Reese Robinett ..... 32-33  
 #24 Peyton Holt ..... 34-35  
 #25 Brady Tygart ..... 36-37  
 #28 Koty Frank ..... 38-39  
 #31 Dylan Carter ..... 40-41  
 #33 Hagen Smith ..... 42-43  
 #36 Parker Coil ..... 44-45  
 #37 Jake Faherty ..... 46-47  
 #40 Ben Bybee ..... 48-49  
 #41 Will McEntire ..... 50-51  
 #44 Parker Rowland ..... 52-53  
 #45 Gage Wood ..... 54-55  
 #46 Christian Foutch ..... 56-57  
 #48 Cooper Dossett ..... 58-59  
 Redshirts & Newcomers ..... 60-69  
 RBI Girls ..... 70  
 Diamond Dolls ..... 71

**FACILITIES**

Baum-Walker Stadium History ..... 74-76  
 Baum-Walker Stadium Records ..... 77  
 Fowler Family Training Center ..... 78  
 Hunt Family Development Center ..... 79

**2023 SEASON REVIEW**

Season Results ..... 81  
 Game Highs ..... 82  
 Overall Statistics ..... 83  
 Game-by-Game Hitting ..... 84  
 Game-by-Game Pitching ..... 85  
 Game-by-Game Batting Order ..... 86  
 Defensive Starting Lineups ..... 87  
 Home Run Chart ..... 88-89  
 Miscellaneous Stats ..... 90

**HISTORY & RECORDS**

Arkansas Baseball History ..... 94-97  
 1979 College World Series Team ..... 98  
 1985 College World Series Team ..... 99  
 1987 College World Series Team ..... 100  
 1989 College World Series Team ..... 101  
 2004 College World Series Team ..... 102  
 2009 College World Series Team ..... 103  
 2012 College World Series Team ..... 104  
 2015 College World Series Team ..... 105  
 2018 College World Series Team ..... 106  
 2019 College World Series Team ..... 107  
 2022 College World Series Team ..... 108  
 Road to Omaha ..... 109-110  
 Conference Tournament History ..... 111  
 All-Americans ..... 112  
 Freshman All-Americans ..... 113  
 All-SEC, All-SWC & All-Tournament ..... 114-115  
 Andrew Benintendi & Kevin Kopps ..... 116-117  
 MLB Draft History ..... 118-119

**CREDITS**

**EDITORIAL**

Arkansas Communications Department

**EDITOR**

Oliver Grigg

**COVER & SPREAD DESIGNS**

A.J. Enloe

**OTHER CONTRIBUTORS**

Kyle Parkinson, Kevin Trainor,  
 Jimmy Sanchez, Mike Cawood,  
 Justin DeLille, Meredith Pettigrew

**PHOTOGRAPHY**

Walt Beazley

**CONTRIBUTING PHOTOGRAPHY**

Gunnar Rathbun, Nathan DeSutter, Patrick  
 Meredith, Sadie Rucker, Michael Wade,  
 Arkansas Athletics, University Relations

**PRINTED BY**

PittCraft

All names, nicknames, logos and other indicia referring to the University of Arkansas are trademarks owned and protected by the university. Any unauthorized use of the university's trademark is strictly prohibited.

ProHogs ..... 120  
 All-Time Lettermen ..... 121-125  
 Team Records ..... 126-129  
 Individual Records ..... 130-131  
 Career Batting Records ..... 132  
 Season Batting Records ..... 133  
 Career Pitching Records ..... 134  
 Season Pitching Records & Freshman Records ... 135  
 Year-by-Year Results ..... 136  
 Record by Date ..... 137  
 Year-by-Year Hitting ..... 138  
 Year-by-Year Pitching ..... 139  
 Year-by-Year Leaders ..... 140-141  
 Arkansas vs. All Opponents ..... 142  
 Series History ..... 143-163  
 All-Time Results ..... 164-175

**UNIVERSITY OF ARKANSAS**

Razorback Communications ..... 180  
 Razorback Sports Network ..... 181  
 University of Arkansas Leadership ..... 1682-183  
 Director of Athletics Hunter Yurachek ..... 184-185





**GENERAL INFORMATION**

Location..... Fayetteville, Ark.  
 Founded..... 1871  
 Enrollment..... 30,936  
 Nickname..... Razorbacks  
 School Colors..... Cardinal (PMS 201) and White  
 Conference..... Southeastern (SEC)  
 System President..... Dr. Donald R. Bobbitt (Arkansas, 1980)  
 Chancellor..... Dr. Charles Robinson (Houston, 1987)  
 Athletics Director..... Hunter Yurachek (Guilford, 1990)  
 Faculty Athletic Rep..... Paul Adams (LSU, 1992)  
 Athletics Website..... ArkansasRazorbacks.com  
 Athletic Department Phone..... (479) 575-6533  
 Ticket Office Phone..... (479) 575-5151

**BAUM-WALKER STADIUM**

Home Facility..... Baum-Walker Stadium at George Cole Field  
 Capacity..... 11,121 (8,237 Chairbacks)  
 Largest Crowd (actual)..... 12,167 vs. Missouri State (June 6, 2015)  
 Stadium Opening..... April 13, 1996  
 Dedication..... May 3, 1996  
 Field Dimensions..... LL - 320, LC - 375, CF - 400, RC - 365, RL - 312  
 Surface..... Grass

**COACHES & SUPPORT STAFF**

Head Coach..... Dave Van Horn (Arkansas, 1988)  
 Record at Arkansas..... 839-441 (21 seasons, .656)  
 Overall Division I Record..... 1,159-598 (29 seasons, .660)  
 Overall as a Head Coach..... 1,424-681 (35 seasons, .677)  
 DI Postseason Appearances (Total/at Arkansas)..... 23/19  
 College World Series Appearances (Total/at Arkansas)..... 9/7  
 (Neb: 2001, 2002; Ark: 2004, 2009, 2012, 2015, 2018, 2019, 2022)  
 Assistant Coach/Recruiting Coordinator..... Nate Thompson (Dallas Baptist, 2006)  
 Assistant Coach..... Matt Hobbs (Missouri, 2002)  
 Assistant Coach..... Bobby Wernes (Arkansas, 2018)  
 Director of Baseball Operations..... Clay Goodwin (Arkansas, 2005)  
 Director of Strength & Conditioning..... Hunter Bell (Arkansas-Monticello, 2018)  
 Director of Video & Scouting..... Zach Barr (Arkansas, 2017)  
 Director of Analytics..... DJ Baxendale (Arkansas, 2019)  
 Athletic Trainer..... Corey Wood (East Carolina, 2008)  
 Equipment Manager..... Mark Taylor (Ouachita Baptist, 1988)  
 Graduate Manager..... John McElroy  
 Student Managers..... Ryan Cleinmark, Bryson Halford, Owen Hoover,  
 Zane Ramey, Matthew Schluterman, Matt Wheeler  
 Sports Information Director..... Oliver Grigg (Tulane, 2017)  
 Sports Nutritionist..... Lauren Lyons (Saint Louis, 2017)  
 Sport Administrator..... Kevin Trainor (Arkansas, 1994)  
 Administrative Assistant..... Kelly Moore (Arkansas, 2004)

**HISTORY**

First Year of Arkansas Baseball..... 1897  
 Years of Varsity Baseball at Arkansas..... 102  
 (1897, 1901-03, 05, 08-16, 19-20, 22-29, 47-2024)  
 All-Time Program Record..... 2,392-1,461-6 (.621)  
 All-Time Conference Record/Years..... SEC: 477-423 (.530)/31  
 SWC: 249-190 (.567)/23  
 Combined: 726-613 (.542)/54  
 Conference Titles/Years..... SEC Overall: 4/1999, 2004, 2021, 2023  
 SEC Western Division: 8/1999, 2004, 2007, 2011, 2018, 2019, 2021, 2023  
 SWC: 2/1989, 1990  
 Conference Tournament Record/Years..... SEC: 40-45 (.471)/27  
 SWC: 18-25 (.419)/14  
 Combined: 58-70 (.453)/41  
 Conference Tournament Titles/Years..... SEC: 1/2021  
 SWC: 1/1985  
 NCAA Postseason Appearances..... 34  
 (1973, 79-80, 83, 85-90, 95-96, 98-99, 2002-15, 2017-19, 2021-23)  
 NCAA Postseason Record..... 102-77 (.570)  
 College World Series Appearances..... 11  
 (1979, 1985, 1987, 1989, 2004, 2009, 2012, 2015, 2018, 2019, 2022)  
 College World Series Record..... 18-22 (.450)  
 NCAA Super Regional Appearances..... 10  
 (2002, 2004, 2009, 2010, 2012, 2015, 2018, 2019, 2021, 2022)  
 NCAA Super Regional Record..... 16-10 (.615)  
 NCAA Regional Appearances..... 33  
 NCAA Regional Record..... 68-45 (.602)  
 Overall NCAA Regional Hosts..... 10 (1999, 2004, 2006, 2007, 2010, 2017, 2018, 2019, 2021, 2023)  
 Best NCAA Finish..... 1979 and 2018 National Runner-Up

**TEAM INFORMATION**

2023 Overall Record..... 43-18  
 Home..... 32-6  
 Away..... 7-9  
 Neutral..... 4-3  
 SEC Record..... 20-10  
 SEC Finish..... T-1st Overall  
 SEC Tournament..... T-3rd  
 Postseason..... NCAA Regional  
 Lettermen Returning/Lost..... 20/13  
 Position Starters (including DH) Returning/Lost..... 3/6  
 Pitchers Returning/Lost..... 11/5  
 Newcomers/Redshirts..... 22/1  
 Captains..... OF Kendall Diggs, LHP Hagen Smith, INF Peyton Stovall

**TOP RETURNING POSITION PLAYERS**

Kendall Diggs OF Jr. .299/.436/.547, 51 R, 12 2B, 1 3B, 12 HR, 63 RBI, 1 SB  
 Peyton Holt INF/OF Sr. .392/.489/.581, 24 R, 4 2B, 2 3B, 2 HR, 17 RBI, 6 SB  
 Ben McLaughlin INF Sr. .346/.442/.487, 12 R, 3 2B, 1 3B, 2 HR, 14 RBI  
 Peyton Stovall INF Jr. .253/.330/.393, 30 R, 4 2B, 1 3B, 5 HR, 31 RBI, 3 SB

**TOP RETURNING PITCHERS**

Will McEntire RHP R-Sr. 8-3, 5.07 ERA, 87.0 IP, 83 SO, 2 SV  
 Hagen Smith LHP Jr. 8-2, 3.64 ERA, 71.2 IP, 109 SO, 2 SV  
 Brady Tygart RHP Jr. 3-1, 3.20 ERA, 25.1 IP, 31 SO, 1 SV  
 Gage Wood RHP So. 2-0, 4.80 ERA, 30.0 IP, 42 SO, 5 SV

**TOP NEWCOMERS**

Wehiwa Aloy INF So. Wailuku, Hawai'i (Sacramento State)  
 Hunter Dietz LHP Fr. Trinity, Fla. (Calvary Christian HS)  
 Colin Fisher LHP Fr. Noble, Okla. (Noble HS)  
 Gabe Gaeckle RHP Fr. Aptos, Calif. (Aptos HS)  
 Ryder Helfrick C Fr. Discovery Bay, Calif. (Clayton Valley Charter HS)  
 Mason Molina LHP Jr. Rancho Santa Margarita, Calif. (Texas Tech)  
 Nolan Souza INF Fr. Honolulu, Hawai'i (Punahou School)  
 Jack Wagner INF/OF Grad. Wichita, Kan. (Tarleton State)  
 Hudson White C Jr. Keller, Texas (Texas Tech)  
 Ty Wilmsmeyer OF Grad. Springfield, Mo. (Missouri)



Arkansas ace **Hagen Smith**, one of the Hogs' three team captains, went 8-2 with a 3.64 ERA, a team-leading 109 strikeouts and two saves in 71 2/3 innings of work as a sophomore in 2023.

2024 RAZORBACKS





# || COACHES & STAFF





# DAVE VAN HORN

Head Coach

9 College World Series

23 NCAA Tournaments • 10 SEC Championships

2

Dave Van Horn, the three-time SEC Coach of the Year, enters his 22nd season at the helm of the Arkansas baseball program in 2024.

Over his 21 seasons as Head Hog, Van Horn has elevated Arkansas into one of the nation's premier programs. Van Horn has led the Razorbacks to seven College World Series appearances, 19 NCAA Tournament berths, three SEC overall titles, seven SEC Western Division championships, one SEC Tournament title and a total of 839 wins, including 333 SEC victories.

Since returning to his alma mater to take over for retiring legendary Arkansas head baseball coach Norm DeBriyn, Van Horn has continued to successfully field nationally competitive teams while also grooming two Golden Spikes Award and Dick Howser Trophy winners in outfielder Andrew Benintendi (2015) and pitcher Kevin Kopps (2021) as well as numerous All-Americans, all-conference performers and future professional baseball players. Under his guidance, 32 Razorbacks have earned All-America honors, 46 have garnered All-SEC recognition and 136 have heard their names called in the Major League Baseball draft.

The second-winningest coach in Arkansas history, Van Horn has led the Razorbacks to 839 wins, including 333 SEC victories, entering the 2024 season. He is one of only five head coaches in college baseball history, along with Ron Polk, Mike Bianco, Skip Bertman and Tim Corbin, with 300 or more SEC wins in their career.

Including his years at Nebraska, Northwestern State and Central Missouri State, Van Horn's 1,210 wins at four-year institutions rank sixth-most among all active Division I head coaches. Including his 214 wins at Texarkana Community College, Van Horn's 1,424 overall wins are the most among all active Division I head coaches.

The highly decorated coach has received numerous individual and team honors throughout his 35-year coaching resume, beginning at Texarkana Community College through the present. Individually, he has been named national coach of the year twice, regional coach of the year three times and conference coach of the year six times. His teams have made nine College World Series appearances, won seven outright conference championships, a Division II National Championship and made 23 trips to the NCAA Tournament in the last 26 years.

Entering the 2024 season, Van Horn is one of only 10 head coaches, and one of only five SEC head coaches along with Pat McMahon (Mississippi State & Florida), Paul Mainieri (Notre Dame & LSU), Jim Schlossnagle (TCU & Texas A&M) and Jay Johnson (Arizona & LSU), in NCAA history to lead two different programs to the College World Series. Not resting on his laurels, Van Horn has kept his competitive juices flowing as he seeks to bring a national championship to his alma mater.

One of the things that Van Horn is known for is recruiting fundamental players and molding them into the stars of tomorrow. In 2003, his first full season at Arkansas, only four Hogs were taken in the MLB draft. That number has grown significantly over the years, with a school-record 11 players being drafted in the 2013 MLB Draft.

Six former Arkansas stars under Van Horn – Nick Schmidt (2007), Logan Forsythe (2008), Zack Cox (2010), Ryne Stanek (2013), Benintendi (2015) and Heston Kjerstad (2020) – have been selected in the first round of the MLB draft. 59 of his players have been picked in the first 10 rounds since he took over at the helm, with Jaxon Wiggins (2nd-C round, Chicago Cubs), Hunter Hollan (3rd round, Cincinnati Reds), Tavian Josenberger (3rd round, Baltimore Orioles), Jace Bohrofen (6th round, Toronto Blue Jays) and Jared Wegner (9th round, New York Yankees) most recently hearing their names called in the first 10 rounds of the 2023 MLB Draft.

Sixty-five total former Razorbacks have played in the MLB, including 23 former standouts under Van Horn such as 2015 American League Cy Young Award winner Dallas Keuchel and All-Stars Benintendi and James McCann. Three former Van Horn pupils – Isaiah Campbell (Seattle Mariners), Dominic Fletcher (Arizona Diamondbacks) and Kjerstad (Baltimore Orioles) – made their MLB debuts in 2023.

There were 13 former Hogs on an MLB roster in 2023, including Brian Anderson (Milwaukee Brewers), Jalen Beeks (Tampa Bay Rays), Benintendi (Chicago White Sox), Campbell (Seattle Mariners), Fletcher (Arizona Diamondbacks), Zach Jackson (Oakland Athletics), Keuchel (Minnesota Twins), Kjerstad (Baltimore Orioles), McCann (Baltimore Orioles), Matt Reynolds (Cincinnati Reds), Drew Smyly (Chicago Cubs), Stanek (Houston Astros) and Trevor Stephan (Cleveland Guardians). All 13 played under Van Horn during their time as Razorbacks.

After Smyly hoisted the Commissioner's Trophy with the Atlanta Braves in 2021, Stanek became the sixth former Razorback, and the fourth Razorback to have played for Van Horn, to win an MLB title when he and the Houston Astros were crowned champions in 2022. Stanek joined Dick Hughes (St. Louis Cardinals, 1967), Eric Hinske (Boston Red Sox, 2007/New York Yankees, 2009), Keuchel (Houston Astros, 2017), Benintendi (Boston Red Sox, 2018) and Smyly (Atlanta Braves, 2021) as former Razorbacks with a World Series ring.

Van Horn has been successful from the moment he took over the program from DeBriyn in 2003. During his first season as Head Hog, Van Horn guided his inaugural squad to both the SEC and NCAA tournaments. His Razorbacks were ranked in all four major baseball polls throughout the year and picked up series wins at No. 6 South Carolina and No. 5 Auburn.

In 2023, Van Horn's 21st and most recent season at the helm, the Razorbacks posted a 43-18 overall record, claiming their fourth overall SEC championship and their second in the last three seasons. The Hogs hit 92 home runs during the historic campaign, tying for fourth-most in a season in program history. Arkansas also became the only SEC program, and one of just two teams in the country along with Southern Miss, to record 40 or more victories in each of the last six full seasons.

The success of the program as well as Van Horn's no-nonsense approach has endeared him to the Razorback faithful. The Arkansas fan base has grown steadily since Van Horn was given the reins to the program, and three renovations have been completed at Baum-Walker Stadium since his arrival to accommodate the rapid growth. The best college ballpark in America has grown with the addition of nearly 5,000 chair back seats, 32 luxury boxes and the construction of the JB and Johnelle Hunt Family Baseball Development Center, which opened in 2022. Prior to the 2016 season, a 71-by-25 square foot videoboard, one of the largest in the country, was installed to dramatically improve the in-game experience.

In 2023, Baum-Walker Stadium drew a record 370,940 total fans over 38 home dates, marking the 20th straight year that Arkansas ranked in the top five in the nation in attendance. The season before, the Hogs led the country in both total (363,153) and average attendance (10,376). 2022 was the second time in school history that Arkansas led the nation in both categories, also accomplishing the feat in 2007.

Baum-Walker Stadium was filled to the brim throughout the 2022 campaign for good reason. Arkansas posted a 46-21 overall record in 2022, highlighted by the program's 11th trip to the College World Series and its third trip to Omaha since the 2018 season. At the time, the Razorbacks were the only team in the country with at least 45 wins in each of the last five full seasons.

In 2021, Arkansas won 50 games for only the fourth time in program history, claiming its first SEC overall title since 2004 and its first outright SEC crown since 1999. The Razorbacks became only the second team since the SEC expanded to 30 games to win all 10 of their conference series. Arkansas capped its regular-season SEC championship with the program's first SEC Tournament championship, becoming only the third SEC team since league play expanded in 2012 to win both the regular season and tournament championship in the same season.

Kopps put together one of the most spectacular seasons in college baseball history under Van Horn's watch in 2021, winning both the Golden Spikes Award and Dick Howser Trophy after posting a 12-1 record with 11 saves and logging a school-record



# A || DAVE VAN HORN

and nation-best 0.90 ERA. Kopps struck out 131 batters, third-most for a single season in school history, while walking just 18 and allowing only nine runs all year.

The Razorbacks were on their way to another strong showing in 2020, posting an 11-5 record before the season was cut short due to the COVID-19 pandemic. Arkansas started the season on a 7-0 run, sweeping its first two opponents over the first two weeks of play. Van Horn had arguably the best hitter in college baseball in 2020 in Kjerstad, who led the team in seven offensive categories while also leading the SEC in hits (30), total bases (53) and slugging percentage (.791).

Kjerstad, recognized as the SEC's best hitter by D1Baseball following the shortened season, was ultimately selected by the Baltimore Orioles with the second overall pick of the 2020 MLB Draft, becoming the Razorbacks' highest draft pick since Jeff King was taken first overall by the Pittsburgh Pirates in the 1986 MLB Draft.

In 2019, Van Horn's Hogs put together another stellar campaign, ending in a 46-20 overall record with a whopping 33 wins coming at Baum-Walker Stadium. The Razorbacks went 20-10 in conference action, claiming a share of the SEC West Division title and the No. 2 overall seed in the SEC Tournament. Arkansas was selected as one of eight national seeds to host throughout the NCAA Regionals and NCAA Super Regionals, slotted at fifth for the second consecutive season.

It was the eighth time that Baum-Walker Stadium was chosen as a postseason host site, and the first time in program history to be selected in three straight seasons.

The Razorbacks blew through regional action with a win over Central Connecticut, followed by a pair of victories over TCU for a sweep of opening weekend of postseason play. Arkansas faced a familiar foe in the Super Regional round, taking on Ole Miss in Fayetteville, rolling in game one, 11-2. After falling in game two, the Razorbacks pounced on the Rebels early in the winner-take-all game three, finishing off Ole Miss to clinch a berth to the College World Series.

Van Horn made his eighth overall appearance in Omaha, his sixth with the Hogs, to give Arkansas its 10th trip in its illustrious history. It was the first time Arkansas had made the College World Series in back-to-back years.

The 2019 squad was led by a program-high nine All-SEC honorees, with six earning second-team honors – Trevor Ezell (1B), Casey Martin (SS), Fletcher (OF), Kjerstad (OF), Matt Goodheart (DH), Cronin (RP) – and three earning all-freshman praise – Patrick Wicklander (SP), Connor Noland (SP), Christian Franklin (OF). Campbell (SP), meanwhile, was a consensus All-American, earning first-team honors from the ABCA to go with his five second-team accolades.

The 2018 season was one of Van Horn's best as the Razorback skipper, winning 48 games and reaching the College World Series finals for the first time in his career and for the second time in program history (1979). The 48 wins was, at the time, the most for any Van Horn-led team in Arkansas history, and the Hogs made a near-

impeccable run through the NCAA Tournament. The Razorbacks, the No. 5 overall seed, went a perfect 3-0 in the NCAA Fayetteville Regional, defeating Oral Roberts, Southern Miss, and Dallas Baptist to reach their seventh Super Regional in school history. The Hogs went on to secure a spot in Omaha for the ninth time in school history, winning a three-game series against SEC-foe South Carolina.

In Omaha, Arkansas barreled through the winner's bracket, defeating Texas, Texas Tech and defending national-champion Florida for a spot in the finals. Arkansas won the first game of the finals against Oregon State, but the Beavers came out on top in games two and three. Nonetheless, the state of Arkansas was well-represented on the national stage as the Razorbacks became one of only 13 teams with five or more College World Series appearances since the year 2000.

Seven different Razorbacks earned either All-America or All-SEC status at the end of the season, including infielder Carson Shaddy, who was named a third-team All-American by D1Baseball and garnered first-team All-SEC accolades. Pitcher Blaine Knight was named a first-team All-American by D1Baseball and second-team All-American by the NCBWA. Kjerstad and Martin both turned in one of the best seasons by a freshman duo in the nation as they were named consensus All-Americans by Collegiate Baseball, the NCBWA, and D1Baseball.

Along with the numerous postseason honors, Kjerstad was named the SEC Freshman of the Year after hitting .332 over 69 games with an Arkansas freshman record 87 hits, 14 home runs, and 145 total bases. Martin turned in nearly identical numbers, leading the team with a .345 average over 67 games and matching Kjerstad with 87 hits of his own. He hit 13 home runs and drove in 49 RBI while stealing eight bases.

A year after missing the NCAA Tournament for the first time since becoming head coach at Arkansas, Van Horn was determined to not only right the ship in 2017 but return to the high level of success that the Razorbacks have enjoyed for decades.

A 19-game turnaround translated to a 45-win season for the Razorbacks, their seventh 40-win season in the last 10 years. Arkansas also hosted an NCAA Regional for the first time since 2010, reaching the final game against Missouri State in what was the sixth regional ever played at Baum Stadium.

A pivotal part of the season that led to that regional host came in the final month at the SEC Tournament. After multiple delays led to Arkansas not even playing its first game until two days after the scheduled date, the Hogs battled back from a first round loss to Mississippi State to run the table and reach the tournament final for the first time since 2007 and fourth time in school history.

The tournament turned out to be the Chad Spanberger show as he earned tournament MVP honors with a pair of multi-home run games and a pair of SEC Tournament single-game records for home runs (three vs. Auburn) and runs batted in (seven vs. Auburn). In the five games of the tournament, Spanberger led all players with 10 runs batted in, three doubles, five home runs, and 26 total bases.





Arkansas led all SEC teams during the season and finished tied for ninth in the nation with 83 home runs. Spanberger led the team with 20 home runs, good for second in the SEC and ninth in the nation. He was just the sixth player in program history to hit 20 or more home runs in a single season.

Across the board, Arkansas' hitters were among the best in the country in 2017. Joining Spanberger, Grant Koch (13), and Fletcher (12) also hit 10 or more home runs making Arkansas one of two teams in the SEC to have three players with 10 or more home runs. For Fletcher, his 12 home runs were just one less than the Arkansas freshman record for home runs in a season as he not only earned an SEC All-Freshman Team nod but was also named a Freshman All-American by the National College Baseball Writers Association (NCBWA) and Baseball America.

With the monstrous final month performance by Spanberger, he joined five other Razorbacks that were drafted in the 2017 MLB First-Year Player Draft. Stephan (3rd round, New York Yankees) led the class, followed by Spanberger (6th round, Colorado Rockies), Cannon Chadwick (9th round, New York Mets), Dominic Taccolini (10th round, San Diego Padres), Knight (29th round, Texas Rangers), and Josh Alberius (36th round, Miami Marlins). Knight opted to return for his junior season.

The 2015 season might have been one of the most memorable in Razorback history. Arkansas rebounded from a 15-15 record on April 4 to win 18 of their final 25 regular season games and surge into postseason play. After going 2-2 in the SEC Tournament, the Razorbacks became one of five teams in the country to advance to 14 consecutive NCAA tournaments, claiming the No. 2 seed in the Stillwater Regional hosted by Oklahoma State.

In one of Van Horn's best coaching jobs of his lengthy career, the Razorbacks went 3-0 in the Stillwater Regional and came back home to host the second Super Regional in program history, knocking off Missouri State in three games for the most improbable College World Series appearance in Arkansas' storied history. Van Horn made his sixth trip to Omaha, including his fourth as the Razorback skipper.

During the run to Omaha, Benintendi put together one of the finest seasons in Razorback history. Benintendi became the first Arkansas player to win the Golden Spikes Award, given annually to the nation's best amateur player. He also won the Dick Howser Trophy and was named Baseball America Player of the Year and Collegiate Baseball Player of the Year as the nation's best collegiate player.

Benintendi became just the third player in SEC history to lead the league in home runs and batting average as he joined Rafael Palmeiro (Mississippi State, 1984) and Jeff Abbott (Kentucky, 1994) as the only players in conference history to accomplish the feat. He became the first player in school history to lead the nation in home runs (20) and became the first Division I player since 2009 to hit 20 home runs and steal 20 bases in one season.

His historic season was capped with his No. 7 overall selection by the Boston Red Sox in the 2015 MLB Draft, the highest a Razorback has been drafted since King went No. 1 overall to the Pittsburgh Pirates in the 1986 MLB Draft.

The 2015 Razorbacks finished 40-25, the sixth time in the past seven seasons that Arkansas won 40 or more games. Four players were selected in the MLB Draft, including Benintendi, and four Razorbacks earned conference honors. Benintendi was named the SEC Player of the Year while pitcher Zach Jackson was named First Team All-SEC, third baseman Bobby Wernes earned SEC All-Defensive Team honors and pitcher Keaton McKinney was named to the SEC All-Freshman Team.

The Razorbacks finished 2015 at No. 2 in the country in average attendance for the third straight year with 8,290 fans per game. The 12,167 fans that attended the June 6 Super Regional game against Missouri State was the largest crowd in stadium history and the third-largest Super Regional crowd in NCAA history.

In 2014, Van Horn led Arkansas to its 13th consecutive NCAA Tournament, making the program one of seven teams in the country to advance to the NCAA Tournament each of the last 13 seasons. Arkansas surged into the SEC Tournament as the No. 7 seed after winning six of its final seven regular-season games. The Razorbacks made plenty of noise in Hoover, defeating Texas A&M in the opening round, before knocking off No. 10 Ole Miss twice and advancing to the semifinals against LSU.

Arkansas then received an at-large bid to the NCAA Charlottesville Regional as the No. 2 seed and defeated Liberty and Bucknell to advance to the program's sixth-straight regional final, but the Razorbacks saw their season come to an end against Virginia, who finished as the National Runner-up in Omaha.

Arkansas continued to push its best talent to the next level following the season, as six players were taken in the 2014 MLB Draft, with five signing professional deals.

Following the 2014 season, Van Horn's coaching duties were far from finished as he became the manager of the USA Baseball Collegiate National Team. Leading the best collegiate players in the country against some of the top teams in the world, Van Horn and Team USA battled Chinese Taipei in a five-game series, Japan in a three-game set and made trips to The Netherlands and Cuba.

The squad finished with an overall record of 18-8-2 and captured the Haarlem-Honkbal Week Championship in The Netherlands after defeating Japan, 6-3, in the title game. It was the second time Van Horn donned the Stars and Stripes in his coaching career, as he served as an assistant coach on the Collegiate National Team in the summer of 2011.

Arkansas finished the 2013 season with a 39-22 record and an 18-11 mark in SEC play. The Hogs' 18 wins in league play were the most since 2010, and Arkansas won seven of 10 conference series for the first time since the 2004 season. The Razorbacks reached the regional final of the NCAA Manhattan Regional.

After dropping the opening game to Bryant, Arkansas bounced back with victories over Wichita State and Bryant before falling to host school Kansas State in the regional championship. Following the season, Arkansas set a school record with 11 players taken in the 2013 MLB Draft. The 11 players drafted also was the most in the country, and 10 of those Razorback draftees went on to sign professional contracts.

For the third time in his Arkansas tenure, Van Horn guided the Hogs to Omaha and the College World Series in 2012. Arkansas used a dominant pitching staff, timely hitting and strong defense to win the Houston Regional and Waco Super Regional to advance to the seventh College World Series in program history. The Razorbacks won their first two games of the College World Series and finished in a tie for third, equaling, what was at the time, the second-best finish to a season in school history.

Arkansas finished the season with a 46-22 record, which, at the time, was the most wins for Arkansas under Van Horn and the sixth-highest single-season win total in school history. The Hogs also won 40 games for the fourth straight season and for the 18th time in program history. Arkansas finished the season ranked in the top six in all four of the major college baseball polls, including a No. 3 national ranking in the USA Today/ESPN Coaches Poll, NCBWA poll and Collegiate Baseball poll.

Arkansas had a knack for winning the close games in 2012. The Razorbacks played 32 games decided by one or two runs and went 19-13 in those games. Arkansas was 14-9 in one-run games during the 2012 season and had a streak of seven straight one-run victories late in the season. Six of the Razorbacks' seven wins in the NCAA Tournament were by one run, including a pair of 1-0 victories.

Van Horn reached a milestone as the Razorback head coach in 2012 as he earned his 400th win at Arkansas during UA's NCAA Tournament run. Van Horn's 400th win was a significant one as it came against Rice in the Houston Regional. The 1-0 victory over the eighth-ranked Owls put the Razorbacks in the driver's seat of the regional, which they would eventually win with a 5-1 win over Sam Houston State.

In what many people saw as a rebuilding season in 2011, Van Horn guided the Hogs to the program's fourth SEC Western Division championship and to the NCAA Tournament. After posting a 38-20 overall record through the SEC Tournament, Arkansas was sent to the NCAA Tempe Regional hosted by Arizona State.

After dropping its opening game of the regional, Arkansas rallied to reach the regional championship game before eventually falling to the Sun Devils. Arkansas finished the season with a 40-22 record and closed the season ranked in the top 25 of every major poll with an RPI of 14.

Van Horn led Arkansas to the NCAA Tournament for the ninth consecutive year in 2010. The Razorbacks also reached the Super Regional round in back-to-back years for the first time in program history. On the strength of a 40-18 record after the SEC Tournament, the Razorbacks were selected to host an NCAA Regional for the fifth time in school history.

Arkansas advanced to the Super Regionals with a 7-2 victory over Washington State in a winner-take-all regional championship game. In the Super Regionals, the Razorbacks went toe-to-toe with the tournament's top seed, Arizona State, on its home field. Arkansas lost a pair of 12-inning heartbreakers to finish the season with a 43-21 overall record.



# A || DAVE VAN HORN

Van Horn achieved three coaching milestones during the 2010 regular season. The Razorback skipper picked up his 300th win at Arkansas on April 9 in an 8-3 win over Mississippi State. On Feb. 27 in a 10-8 win over Troy, Van Horn earned his 600th win as a Division I head coach. He recorded career win No. 900 on May 21 in a 4-3 victory at Vanderbilt.

For the second time in his Razorback coaching career, Van Horn and his team made the ultimate postseason push and collected the program's sixth trip to Omaha for the 2009 College World Series. Rebounding from a late-season slump, Arkansas advanced to the semifinals of the SEC Baseball Tournament, before earning its eighth-consecutive berth into an NCAA Regional.

Supported by their fans, the Razorbacks hit the road and swept their way through the Norman Regional and Tallahassee Super Regional, besting Washington State and national seeds Oklahoma and Florida State along the way. In Omaha, Arkansas won two games and tied for a third-place national finish, equaling the 1985 team for, what was at the time, the second-best finish in program history.

The 2009 regular season had its share of highlights, too. The Hogs jumped out to an 8-0 start in SEC play for the first time in program history. The club achieved another first when Collegiate Baseball released its April 6 poll with Arkansas ranked No. 1, the first top ranking by any publication in program history.

Arizona State was also ranked No. 1 the same week in a different poll and were coming to Fayetteville for a pair of midweek games, marking the first No. 1 vs. No. 1 matchup at Baum Stadium. Arkansas solidified its top billing by knocking off the Sun Devils in both games.

In the finale against Arizona State, the Razorbacks drew a then-stadium-record 11,014 fans. That number is a significant reminder of the traditionally strong attendance figures for the Arkansas baseball team. In 2009, the Hogs finished No. 2 in national attendance with an average of 7,906 fans per game.

Hitting has been the focal point in some seasons, and pitching has dominated in others, but Van Horn knows that to accomplish the ultimate goal it takes a total team effort. In 2007, Arkansas won the program's third SEC Western Division title, when they went 18-12 in league play. The Razorbacks were 43-21 overall, hosted their fourth NCAA Regional and finished the season No. 18 in the final Collegiate Baseball rankings.

That team was one of Van Horn's best in terms of individual pitching prospects. Schmidt, a two-time first-team All-American, was taken by the San Diego Padres in the first round of the MLB Draft (No. 23 overall). Right-handers Jess Todd and Duke Welker were each taken in the second round by St. Louis and Pittsburgh, respectively. Todd also earned second-team All-America honors that year.

Schmidt's success on the mound was a continuation of his 2006 season, when the lefty was named the SEC Pitcher of the Year by the league coaches. The Razorbacks went 39-21 that season and hosted another NCAA Regional.

A hot start to the 2005 season had the Razorbacks ranked as high as No. 5 nationally as they opened the year 20-2, but a rash of bad luck sidetracked what was shaping up to be a magical year. Despite the setbacks, the Hogs came just a breath away from pulling off one of the nation's biggest upsets as it won its first two games at the NCAA Austin Regional. Arkansas would go all the way to the final game of the regional before losing to eventual national champion Texas.

Arkansas' 2004 season was one for the history books as the Razorbacks won 45 games, shared the SEC regular-season title, hosted NCAA Regional and Super Regional games and made its fifth appearance at the College World Series. The following all came true despite the Razorbacks getting picked to finish last in the SEC's Western Division by the league coaches.

Along the way, Arkansas won 19 SEC games, swept a weekend series in Baton Rouge, Louisiana against No. 2 LSU and dispatched a tough Florida State team in the Super Regional in two games. The Razorbacks' sweep of LSU was the first time since 1988 that the Tigers had been swept at home by a conference opponent. The Razorbacks' accomplishments led to a top 10 finish in all four major collegiate baseball polls, including a No. 6 ranking by Baseball America.

In 2003, Van Horn's first season, Arkansas advanced to both the SEC and NCAA tournaments. The Hogs were ranked in all four major baseball polls throughout the year and picked up series wins at No. 6 South Carolina and No. 5 Auburn.

## Head Coach, Nebraska (1998-2002)

Prior to taking the helm of the Arkansas program on June 21, 2002, Van Horn enjoyed a very successful five-year run as the head coach at Nebraska. In a short period of time, he built a once-fledgling program into a national powerhouse.

Before his arrival, the Cornhuskers had made just four postseason appearances in 108 years of baseball history. With their new skipper on the bench, Nebraska made four NCAA tournament appearances and two College World Series trips.

During his stint with Nebraska, Van Horn amassed a 214-92 (.699) record, won three consecutive Big 12 Tournament titles and earned Nebraska's first regular-season conference title in 51 years. He was twice named the American Baseball Coaches Association's Midwest Region Coach of the Year and posted back-to-back 50-win seasons in 2000 and 2001. In his second season at Nebraska, Van Horn guided his club to its first NCAA Tournament berth in 18 years after it won the Big 12 Tournament, its first title of any kind in nearly 50 years.

Similar to what he has done at Arkansas, Nebraska's players shined with Van Horn at the helm. The Cornhuskers had at least one player named a finalist for national player of the year honors in three seasons, including a pair of Dick Howser Award finalists. Seven players were named first-team All-Americans and 26 earned All-Big 12 accolades, including a school-record nine in 2000. The Cornhuskers also excelled in the classroom with 30 Academic All-Big 12 selections (21 first teamers) and seven players named academic all-district.

## Head Coach, Northwestern State (1995-97)

Prior to his move to Nebraska, Van Horn coached three seasons at Northwestern State, his first foray as a head coach at the Division I level. He went 106-65 (.620) in three seasons, winning two Southland Conference regular-season titles (1995 and 1997). Each title also earned him Southland Coach of the Year honors.

## Head Coach, Central Missouri State (1994)

Van Horn spent one season at the Division II level as the head coach at Central Missouri State in 1994. Taking the reins of the program with just six weeks of preparation before the season, the Mules got off to a quick start by winning 12 of their first 13 games and eventually put together a 21-game winning streak.

Central Missouri State won the MIAA Conference Championship and the tournament title before eventually dominating at the NCAA Championships to win the school's first national championship. In 2000, Central Missouri State honored Van Horn and his 1994 team by inducting them into the Central Missouri State Hall of Fame.

## Head Coach, Texarkana Community College (1989-1993)

The storied head coaching career of Van Horn began with a humble start at Texarkana (Texas) Community College. In five seasons with the Bulldogs, Van Horn guided Texarkana to a 214-72 (.748) record. He set records for single-season wins in four of his five seasons, beginning with his first, and guided his 1992 squad to the NJCAA Texas Eastern Conference Championships.

## Graduate Assistant, Arkansas (1985-88)

Prior to his first stint as a head coach, Van Horn worked with the man he replaced at Arkansas, DeBriyn, for four seasons as a graduate assistant, assisting the Razorbacks to a pair of College World Series. Arkansas was 184-71-1 (.721) while he was a graduate assistant on DeBriyn's staff, advancing to the NCAA Regionals in each of his four seasons.

## Playing Career (1980-84)

Van Horn played two seasons at McLennan Community College, earning All-America, Region 5 Player of the Year, all-conference and all-region honors during his time there. A standout defensive third baseman, Van Horn was selected by the Chicago White Sox in the 10th round of the 1981 MLB Draft but opted to transfer to Arkansas instead.

In his one year with the Hogs, Van Horn earned All-Southwest Conference honors and was named SWC Newcomer of the Year and well as the team's Most Valuable Player. Following his junior year, the Atlanta Braves selected Van Horn in the 10th round of the 1982 MLB Draft. Van Horn spent three seasons in the Braves organization before returning to Fayetteville to begin his coaching career.

## Personal

Van Horn is married to the former Karen Lee. The couple has two daughters, Hollan and Mariel.





# THE DAVE VAN HORN FILE

## PERSONAL

Born: Sept. 17, 1960  
 Hometown: Kansas City, Mo.  
 Alma Mater: Arkansas (1988)  
 Master's of Science: East Texas State (1992)  
 Wife: Karen  
 Daughters: Hollan, Mariel  
 Named Head Coach at Arkansas: June 21, 2002

## COACHING HISTORY

2003-Present Arkansas (Head Coach)  
 1998-2002 Nebraska (Head Coach)  
 1995-97 Northwestern State (Head Coach)  
 1994 Central Missouri State (Head Coach)  
 1989-93 Texarkana Community College (Head Coach)  
 1985-88 Arkansas (Graduate Assistant)

## PLAYING HISTORY

1982-84 Atlanta Braves Organization  
 1982 MLB Draft: 10th Round (Atlanta Braves)  
 1982 Arkansas  
 1981 MLB Draft: 10th Round (Chicago White Sox)  
 1980-81 McLennan Community College

## HEAD COACH BY THE NUMBERS

1,424-681 (35 years) Overall Record as Head Coach  
 1,210-539 (30 years) Overall Four-Year College Record  
 1,159-598 (29 years) Overall D1 Record  
 839-441 (21 years) Record at Arkansas  
 214-92 (5 years) Record at Nebraska  
 106-65 (3 years) Record at Northwestern State  
 51-11 (1 year) Record at Central Missouri State  
 214-72 (5 years) Record at Texarkana Community College

## COACHING HONORS

2023 SEC Coach of the Year  
 2021 SEC Coach of the Year  
 2004 SEC Coach of the Year  
 2001 Baseball America National Coach of the Year  
 2001 Big 12 Coach of the Year  
 2001 ABCA Midwest Region Coach of the Year  
 2000 ABCA Midwest Region Coach of the Year  
 1997 Southland Coach of the Year  
 1995 Southland Coach of the Year  
 1994 NCAA Division II Coach of the Year  
 1994 ABCA Central Region Coach of the Year

## HALL OF FAME

2019 Arkansas Sports Hall of Fame  
 2013 Winnetonka High School Hall of Fame  
 2012 Ban Johnson League Hall of Fame  
 2001 Central Missouri State Hall of Fame



## VAN HORN'S CAREER NUMBERS

Year	School	Record	Pct.	Conf.	Place	Conf. Tourn.	NCAA
1989	Texarkana CC	39-18	.684	N/A	N/A	N/A	--
1990	Texarkana CC	44-14	.759	N/A	N/A	N/A	--
1991	Texarkana CC	45-12	.789	N/A	N/A	N/A	--
1992	Texarkana CC	48-10	.827	N/A	1st	N/A	--
1993	Texarkana CC	38-18	.678	N/A	N/A	N/A	--
<i>Total</i>		<i>214-72</i>	<i>.748</i>	--	--	--	--
1994	Central Missouri St.	51-11	.823	15-1	1st (Div.)	1st (4-1)	NCAA DII Champs
<i>Total</i>		<i>51-11</i>	<i>.823</i>	<i>15-1</i>	--	<i>1 (4-1)</i>	--
1995	Northwestern St.	37-15	.711	19-5	1st	DNP (0-2)	--
1996	Northwestern St.	34-27	.557	14-16	2nd (Div.)	2nd (3-2)	--
1997	Northwestern St.	35-23	.603	19-9	1st	DNP (0-2)	--
<i>Total</i>		<i>106-65</i>	<i>.620</i>	<i>52-30</i>	--	<i>3 (3-6)</i>	--
1998	Nebraska	24-20	.545	10-13	7th	DNQ	DNQ
1999	Nebraska	42-18	.700	16-9	5th	1st (4-0)	NCAA (1-2)
2000	Nebraska	51-17	.750	21-9	2nd	1st (5-1)	NCAA (4-2)
2001	Nebraska	50-16	.758	20-8	1st	1st (4-0)	CWS (5-2)
2002	Nebraska	47-21	.691	16-11	2nd	2nd (3-1)	CWS (5-3)
<i>Total</i>		<i>214-92</i>	<i>.699</i>	<i>67-39</i>	--	<i>4 (16-2)</i>	<i>4 (15-9)</i>
2003	Arkansas	35-22	.612	14-16	6th West	T-7th (0-2)	NCAA (1-2)
2004	Arkansas	45-24	.652	19-11	T-1st Overall	4th (2-2)	CWS (6-3)
2005	Arkansas	39-22	.636	13-17	T-5th West	T-7th (0-2)	NCAA (2-2)
2006	Arkansas	39-21	.650	18-12	2nd West	T-7th (0-2)	NCAA (1-2)
2007	Arkansas	43-21	.672	18-12	1st West	2nd (3-1)	NCAA (2-2)
2008	Arkansas	34-24	.586	14-15	4th West	DNQ	NCAA (0-2)
2009	Arkansas	41-24	.631	14-15	4th West	4th (2-2)	CWS (7-2)
2010	Arkansas	43-21	.672	18-12	2nd West	T-7th (0-2)	NCAA (3-3)
2011	Arkansas	40-22	.645	15-15	1st West	T-3rd (2-2)	NCAA (2-2)
2012	Arkansas	46-22	.676	16-14	T-2nd West	T-9th (0-2)	CWS (7-3)
2013	Arkansas	39-22	.639	18-11	2nd West	T-3rd (2-1)	NCAA (2-2)
2014	Arkansas	40-25	.615	16-14	4th West	T-3rd (3-2)	NCAA (2-2)
2015	Arkansas	40-25	.615	17-12	3rd West	T-5th (2-2)	CWS (5-3)
2016	Arkansas	26-29	.473	7-23	7th West	DNQ	DNQ
2017	Arkansas	45-19	.703	18-11	2nd West	2nd (3-2)	NCAA (3-2)
2018	Arkansas	48-21	.696	18-12	T-1st West	T-3rd (2-1)	CWS Runner-Up (9-3)
2019	Arkansas	46-20	.697	20-10	T-1st West	T-5th (1-2)	CWS (5-3)
2020	Arkansas	11-5	.688	0-0	--	--	--
2021	Arkansas	50-13	.794	22-8	1st Overall	1st (4-0)	NCAA (4-3)
2022	Arkansas	46-21	.687	18-12	2nd West	T-7th (0-2)	CWS (8-3)
2023	Arkansas	43-18	.705	20-10	T-1st Overall	T-3rd (2-1)	NCAA (2-2)
<i>Total</i>		<i>839-441</i>	<i>.656</i>	<i>333-262</i>	--	<i>18 (28-30)</i>	<i>19 (71-46)</i>
<i>Career Totals</i>		<i>1,424-681</i>	<i>.677</i>	<i>467-332</i>	--	<i>51-39 (.567)</i>	<i>86-55 (.610)</i>

2024 RAZORBACKS





# NATE THOMPSON

**Assistant Coach • Recruiting Coordinator**

**3 College World Series**

**6 NCAA Super Regionals • 8 NCAA Regionals**

# 30

Nate Thompson enters his seventh season as an assistant coach for the Arkansas baseball program in 2024.

Thompson, the Razorbacks' hitting coach and recruiting coordinator, has helped develop numerous All-Americans, All-SEC honorees and MLB draft selections since joining the program ahead of the 2018 campaign. Under Thompson's guidance, outfielder Heston Kjerstad, taken by the Baltimore Orioles with the second overall pick of the 2020 MLB Draft, became Arkansas' highest-selected draftee since infielder Jeff King was picked first overall by the Pittsburgh Pirates in 1986.

Highlighted by Kjerstad's selection, 20 Razorback hitters have heard their names called in the MLB draft since 2018. No program in the country has had more hitters selected in the MLB draft than Arkansas since Thompson's first year on the job.

On the field, Arkansas has displayed jaw-dropping power and prolific run-scoring ability since Thompson began working with the hitters, posting four of the top five school records for home runs in a season under his watch: 109 (2021), 106 (2022), 98 (2018) and 92 (2023). The Razorbacks recorded consecutive 100-homer seasons in 2021 (109) and 2022 (106) for the first time in school history. Arkansas also leads the SEC in runs scored (2,508) and runs batted in (2,326) since 2018.

Since Thompson joined the coaching staff, Arkansas has won a nation-leading 244 games, made three trips to the College World Series (2018, 2019, 2022) and clinched a pair of overall SEC titles (2021, 2023) as well as four SEC Western Division titles (2018, 2019, 2021, 2023). Additionally, the Razorbacks won Collegiate Baseball's national recruiting championship for the first time in program history in 2023 as their star-studded recruiting class was named the nation's best by the publication.

With Thompson as recruiting coordinator, Arkansas has signed a top-five class in three consecutive years (2021-23) and a top-10 class four years in a row (2020-23). Arkansas is the only team in the country with a top-five recruiting class, including the top-ranked class in 2023, by Collegiate Baseball in each of the last three years.

In 2023, the Razorbacks posted a 43-18 overall record, claiming their fourth overall SEC championship and their second in the last three seasons. The Hogs belted 92 home runs during the historic campaign, tying for fourth-most in a single season in program history. Arkansas also became the only SEC program, and one of just two teams in the country, to record 40 or more wins in each of the last six full seasons.

Arkansas posted a 46-21 overall record in 2022, highlighted by the program's 11th trip to the College World Series and its third trip to Omaha since Thompson joined the staff ahead of the 2018 season. At the time, the Razorbacks were the only team in the country with at least 45 wins in each of the last five full seasons.

Armed with one of the most explosive lineups in the country, Thompson oversaw a Razorback offense that slugged a program-record and nation-leading 109 home runs during the historic 50-win season in 2021. Thompson and the offense helped Arkansas win its first SEC overall title since 2004 and its first outright SEC crown since 1999. The Razorbacks became only the second team since the SEC expanded to 30 games to win all 10 of their conference series.

Arkansas capped its regular-season SEC championship with the program's first SEC Tournament championship, becoming only the third SEC team since league play expanded in 2012 to win both championships in the same season.

Six Razorbacks swatted 10 or more homers during the 2021 campaign, led by infielder Robert Moore's team-high 16 blasts. With Thompson's guidance, Moore became the first Razorback in program history to earn Freshman All-America status in multiple seasons. The switch-hitter, who was eligible as a sophomore due to the shortened 2020 season, was named a freshman All-American by Baseball America in 2021 after earning the distinction from Collegiate Baseball in 2020.

All-American outfielder Christian Franklin, who was selected by the Chicago Cubs in the fourth round of the 2021 MLB Draft, chipped in 13 home runs and 54 RBI, helping Arkansas top the SEC in five offensive categories: on-base percentage (.387), runs scored (483), homers (109), walks (360), sacrifice flies (36).

During the pandemic-shortened 2020 season, the Arkansas bats were in a groove, racking up a .310 batting average through 16 games. The Razorbacks totaled 118 runs on 175 hits with 33 doubles and 21 homers, an increase in hits (166), doubles (32) and home runs (17) through the first 16 games of 2019.

Thompson had arguably the best hitter in collegiate baseball in 2020 in Kjerstad, who led the team in seven offensive categories while also leading the SEC in hits (30), total bases (53) and slugging percentage (.791), finishing second in batting average (.448). Kjerstad, who entered entering the year as a unanimous first-team preseason All-American and a member of the USA Baseball Golden Spikes Award preseason watch list, was recognized as the SEC's best hitter by D1Baseball following the shortened season.

In 2019, Thompson's hitters racked up a .298/.489/.393 line at the plate over 66 games. The Razorbacks ranked No. 17 in the nation in scoring, averaging 7.4 runs per game, and totaled 491 runs scored, good for ninth in the NCAA. The Hogs also ranked in the top 10 in four other offensive categories: hits (679, No. 7), doubles (142, No. 6), homers (88, No. 7) and slugging (.489, No. 10).

Six of Thompson's hitters landed on All-SEC teams, with Trevor Ezell, Casey Martin, Dominic Fletcher, Kjerstad and Goodheart all earning second-team accolades. Franklin took home freshman All-SEC honors, and Jack Kenley was recognized by D1Baseball as a third-team All-America honoree.

The Razorback bats helped propel Arkansas to its second consecutive share of the SEC West Division behind a 20-10 conference record. The Hogs earned the No. 5 national seed for their postseason run. For the second season in a row under Thompson, Arkansas' season culminated in Omaha with the program's 10th overall trip to the College World Series.

Thompson's first year with the Razorbacks in 2018 was nothing short of extraordinary as he guided one of the best lineups in the nation to a national runner-up finish at the College World Series. Led by a pair of freshman All-Americans in Kjerstad and Martin, Arkansas hit .296, its best for a season since 2010, and hit a then-school record 98 home runs. Five different Hogs hit at least 10 long balls during the season.

As a team, Arkansas ranked in the top 25 in the country in sacrifice hits (42, No. 2), home runs (98, No. 3), hits (695, No. 4), runs scored (482, No. 8), walks (324, No. 12), slugging percentage (.475, No. 13), batting average (.296, No. 23) and runs per game (7.0, No. 23). The runs, RBI and walks were Arkansas' best since 2000. In conference play, the Hogs topped the SEC in batting average (.302), on-base percentage (.380), slugging (.486), hits (310), home runs (45), total bases (499) and sacrifice flies (19).

As for Martin and Kjerstad, the duo combined for a .339 batting average, 27 home runs and 107 RBI, leading all freshman duos in the SEC. Martin paced the Razorbacks with a .345 batting average, while Kjerstad led the team in home runs (14) and RBI (58). Those home runs also led all freshmen in the SEC. Fletcher also turned in a strong sophomore season under Thompson's tutelage, recording a .288 batting average with 10 home runs and 49 RBI.

Fletcher went on to play for the USA Baseball Collegiate National Team during the summer of 2018. Fletcher is one of five Razorback hitters to don the Red, White and Blue since Thompson arrived in Fayetteville. Kjerstad, Martin and Casey Opitz suited up for the squad in 2019, while Moore played for the team in 2021.

Thompson arrived at Arkansas after three seasons at Missouri State as hitting coach and recruiting coordinator. In 2017, his final season at MSU, Thompson helped the program reach the NCAA Super Regionals and win a Missouri Valley Conference championship after the Bears' offense hit .274 as a team with 80 home runs. With Thompson on staff, Missouri State hit .270 or better in each of his three seasons and averaged just under seven runs per game.

In his three years in Springfield, Thompson helped the Bears average a slash line of .287/.391/.453, breaking the school record for walks in 2015 (317) and again in 2017 (351). Thompson was also a key reason for the emergence of All-American Jake Burger, who was taken No. 11 overall by the Chicago White Sox in the 2017 MLB Draft.

**2024 RAZORBACKS**



Burger, the first player in Missouri State history to be selected in the first round of the MLB draft, led the Bears offensively as a junior during the 2017 season, hitting .328 with 22 home runs, 65 RBI and a .648 slugging percentage. Burger was named a semifinalist for the Dick Howser Trophy and Golden Spikes Award.

Burger finished his career at MSU with 47 home runs and 241 hits, 11th most in the school's history. In 2017, he was named a first-team All-American for the third consecutive season, becoming only the second player in MSU history to do so.

Jeremy Eierman, another pupil of Thompson, put together his own All-American season in 2017, being named a first-team All-American by Perfect Game/Rawlings after hitting .313 with 23 homers and a team-leading 68 RBI. Eierman was selected by the Oakland Athletics in the supplemental second round of the 2018 MLB Draft.

In 2016, the Bears blossomed at the plate under the tutelage of Thompson with an MVC-best .299 team batting mark, their top single-season average since 2009. MSU led the MVC in nearly every major offensive statistical category, including slugging (.500), on-base percentage (.391), runs scored (440), RBI (412), doubles (121), triples (26), home runs (80) and total bases (1027). The Bears' 80 long balls ranked as the sixth-best total in club history, led by NCAA Division I home run leader Spencer Johnson (24), who earned All-America honors with Burger (21) after ranking No. 1 and No. 2 in the nation, respectively.

During the 2015 season, Thompson's first at Missouri State, Burger became just the third Bear rookie, along with Mark Bailey (1980) and Bob Blakley (1974), to be selected for an All-America team (other than an all-freshman squad). Three different position players signed professional contracts at the conclusion of Thompson's first season with the Bears, including MVC Defensive Player of the Year Joey Hawkins and All-MVC performer Dylan Becker, who signed with the St. Louis Cardinals, as well as first-team all-conference pick Tate Matheny, who was selected by the Boston Red Sox in the fourth round of the MLB draft.

Johnson joined the group last year, signing with the Houston Astros after being selected in the 16th round of the 2016 MLB Draft. With Burger being drafted in 2017 and Eierman in 2018, Thompson has been responsible for the three highest draft picks in Missouri State history. Eierman and Burger, as well as Matheny, also each played for the USA Baseball Collegiate National Team during their time at MSU.

Additionally, Thompson's first full year with MSU produced one of the top recruiting classes in program history. Anchored by a home-grown crop of standouts that included nine players rated among the top 31 high school recruits in the state of Missouri by either Perfect Game USA or Prep Baseball Report, the Bears' 2015 recruiting class was ranked No. 35 in the nation by Collegiate Baseball. In 2016, Thompson was named the best recruiter in the MVC by D1Baseball.

Prior to joining the Missouri State staff in July 2014, Thompson served as Hutchinson (Kan.) Community College's primary hitting coach from 2011 through the 2014 season, helping lead the Blue Dragons to a pair of KJCCC West regular-season titles and two of the top five win totals in program history. Hutchinson broke 17 team or individual school records during a 43-17 campaign that saw it rank among the NJCAA's top 20 nationally in 14 offensive statistical categories.

In 2014, Thompson helped mentor Matt Jones, a 25th round selection of the Los Angeles Dodgers in the 2014 MLB Draft, Jayhawk West Most Valuable Player Jake Schleppenbach and national pitcher of the year Kyle Simonds, who became the first player in Hutchinson history to earn first-team All-America recognition.

Over his four-year stint as an assistant coach at Hutchinson, Thompson helped the program average 35 wins per season while posting a .613 winning percentage and producing 23 All-Jayhawk West Division selections, eight of which went on to earn NJCAA All-Region VI honors. In 2012, the Blue Dragons logged a 40-17 ledger, including a Jayhawk West Division crown with a 23-9 conference mark. Led by All-American Tanner Lubach, seven Blue Dragons earned all-conference honors, with four players signing to continue their careers at the Division I level.

Thompson spent three seasons at Nebraska as the Cornhuskers' volunteer assistant coach prior to his arrival at Hutchinson. In that capacity, he instructed the Husker outfielders and assisted with the infield group.

He played key roles in the development of 2008 All-Big 12 performers and MLB draftees Jake Opitz (12th round, Chicago Cubs) and Mitch Abeita (19th round, New York Yankees), as well as future MLB player Cody Asche, who helped Nebraska log an impressive 41-16-1 campaign and earn the right to host an NCAA Regional in Lincoln, Neb.

Thompson also served as the director of Nebraska's summer baseball camps, overseeing program development and personnel while assisting with the instruction and skill development phases of the camps.



Following the completion of his own collegiate playing career at Dallas Baptist, Thompson began his coaching career as a student assistant coach with the Patriots. During the 2006 season, he aided a DBU staff that included current Patriots head coach Dan Heefner, working with the outfielders and assisting with hitting instruction and the implementation of the team's strength and conditioning program. The Patriots recorded a .329 team batting mark en route to a 33-23 season and saw a school-record seven players taken in the MLB Draft.

From there, Thompson moved into a graduate assistant role at Fort Hays State, where he served as the Tigers' primary hitting and outfield coach during the 2007 campaign. A pair of Tigers earned ABCA All-Central Region recognition under Thompson's tutelage as Fort Hays State finished with a 33-20 overall record.

Additionally, Thompson gained experience during the summer of 2007 as an assistant coach with the Mat-Su Miners of the Alaska Baseball League, where he was nominated for the league's assistant of the year honor.

A two-year letterwinner in the Dallas Baptist outfield, Thompson helped the Patriots claim the 2004 NCCAA national championship after turning in a standout two-year career at Garden City Community College. Thompson was a key figure on the Busters' 2003 Jayhawk West Division championship team, earning NJCAA Distinguished Academic All-America honors.

A native of Goodland, Kan., Thompson graduated cum laude with his bachelor's degree in kinesiology from Dallas Baptist in 2006 and earned a master's degree in sports administration at Fort Hays State in 2008. He married the former Anna Schardt in 2009, and the couple has three daughters, Nevaeh, Natalie and Nora.

**PERSONAL**

Born: Nov. 11, 1982  
 Alma Mater: Dallas Baptist (2006)  
 Wife: Anna  
 Children: Nevaeh, Natalie, Nora

**COACHING HISTORY**

2018-Present	Arkansas (Assistant Coach/Recruiting Coordinator)
2015-17	Missouri State (Assistant Coach)
2011-14	Hutchinson Community College (Assistant Coach)
2008-10	Nebraska (Volunteer Assistant Coach)
Summer 2007	Mat-Su Miners (Assistant Coach)
2007	Fort Hays State (Graduate Assistant)
2006	Dallas Baptist (Student Assistant)

**PLAYING HISTORY**

2004-05	Dallas Baptist
2002-03	Garden City Community College





# MATT HOBBS

**Assistant Coach • Pitching Coach**  
**2 College World Series**  
**4 NCAA Super Regionals • 7 NCAA Regionals**

# 47

Matt Hobbs enters his sixth season as an assistant coach for the Arkansas baseball program in 2024.

Hobbs, the Razorbacks' pitching coach, has helped develop numerous All-Americans and All-SEC honorees as well as 19 MLB draft selections since joining Arkansas as an assistant coach ahead of the 2019 campaign. Under Hobbs' tutelage, pitcher Kevin Kopps emerged as the best college baseball player in the country in 2021, winning both the Golden Spikes Award and Dick Howser Trophy.

Since Hobbs joined the coaching staff, Arkansas has made two trips to the College World Series (2019, 2022) and clinched a pair of overall SEC titles (2021, 2023) as well as three SEC Western Division titles (2019, 2021, 2023). Additionally, the Razorbacks won Collegiate Baseball's national recruiting championship for the first time in program history in 2023 as Arkansas' star-studded recruiting class was named the nation's best by the publication.

Since 2019, Arkansas has had more pitchers selected in the MLB draft (19) than any program in the country, including a nation-leading 14 pitchers taken in the first 10 rounds. Razorback pitchers who blossomed under Hobbs' guidance before, ultimately, hearing their names called in the MLB draft include:

### 2019 MLB Draft (5)

- Isaiah Campbell – Seattle Mariners, CB-B round (76)
- Matt Cronin – Washington Nationals, 4th round (123)
- Jacob Kostyshock – Colorado Rockies, 8th round (249)
- Cody Scroggins – Boston Red Sox, 9th round (287)
- Zack Plunkett – Los Angeles Dodgers, 20th round (611)

### 2021 MLB Draft (6)

- Kevin Kopps – San Diego Padres, 3rd round (99)
- Ryan Costeiu – Los Angeles Angels, 7th round (201)
- Patrick Wicklander – Tampa Bay Rays, 8th round (251)
- Lael Lockhart – Los Angeles Dodgers, 9th round (282)
- Caden Monke – Kansas City Royals, 14th round (409)
- Elijah Trest – Colorado Rockies, 19th round (560)

### 2022 MLB Draft (5)

- Peyton Palette – Chicago White Sox, 2nd round (62)
- Evan Taylor – Miami Marlins, 9th round (262)
- Connor Noland – Chicago Cubs, 9th round (263)
- Zebulon Vermillion – New York Mets, 10th round (299)
- Mark Adamiak – Oakland Athletics, 15th round (454)

### 2023 MLB Draft (3)

- Jaxon Wiggins – Chicago Cubs, 2nd-C round (38)
- Hunter Hollan – Cincinnati Reds, 3rd round (74)
- Cody Adcock – Cincinnati Reds, 13th round (378)

Since Hobbs began working with the Razorback pitching staff, Arkansas has struck out opposing hitters at a historic clip, posting three of the top five school records for strikeouts in a season under his watch: 674 (2022), 657 (2021) and 615 (2019).

In 2023, the Razorbacks posted a 43-18 overall record, claiming their fourth overall SEC championship and their second in the last three seasons. Arkansas became the only SEC program, and one of just two teams in the country along with Southern Miss, to record 40 or more wins in each of the last six full seasons. Three of Hobbs' pitchers – Wiggins (2nd-C round, Chicago Cubs), Hollan (3rd round, Cincinnati Reds) and Adcock (13th round, Cincinnati Reds) – were selected in the 2023 MLB Draft.

In 2022, the Razorback pitching staff racked up 674 strikeouts to set a new single-season school record for the second consecutive year. Hobbs' pitching staff, which included a pair of Freshman All-Americans in Hagen Smith and Brady Tygart as well as five MLB draftees in Palette, Taylor, Noland, Vermillion and Adamiak, helped power the Hogs to a 46-21 overall record, culminating with the program's 11th trip to the College World Series, and Hobbs' second as a member of the coaching staff.

In 2021, Hobbs and his pitching staff helped Arkansas win its first SEC overall title since 2004 and its first outright SEC crown since 1999. The Razorbacks became only the second team since the SEC expanded to 30 games to win all 10 of their conference series. Arkansas capped its regular-season SEC championship with the program's first SEC Tournament championship, becoming only the third SEC team since league play expanded in 2012 to win both the regular season and tournament championship in the same season.

With a stable of arms that featured Kopps, who was selected by the San Diego Padres in the third round of the 2021 MLB Draft, and five more MLB draftees, Hobbs oversaw a Razorback pitching staff that totaled 657 strikeouts, the previous school record, during the historic 50-win season in 2021.

Kopps, who became the second Arkansas player in school history to win the Golden Spikes Award and Dick Howser Trophy, posted a 12-1 record with 11 saves, logging a school-record 0.90 ERA during the year. The right-hander struck out 131, the third-most total in program history, and walked just 18 while allowing only nine earned runs all season.

Kopps was named SEC Pitcher of the Year and won nearly every single major award in the sport, including national player of the year praise from D1Baseball, Collegiate Baseball Newspaper and the College Baseball Foundation.

Hobbs also oversaw Wicklander's emergence as the Razorbacks' Friday night starter during the 2021 season. The left-hander made 13 starts and posted a 7-1 record with a 2.09 ERA, the second-lowest earned run average among all SEC pitchers. Wicklander, who earned All-SEC Second Team honors at the year's end, was drafted by the Tampa Bay Rays in the eighth round of the 2021 MLB Draft.

Kopps and Wicklander were two of six Razorback pitchers selected in the 2021 MLB Draft, as Costeiu (8th round, Los Angeles Angels), Lockhart (10th round, Los Angeles Dodgers), Monke (14th round, Kansas City Royals) and Trest (19th round, Colorado Rockies) also heard their names called. Arkansas' six pitchers taken, including four in the draft's first 10 rounds, was the most the program has ever had selected in the first 20 rounds of the MLB draft.

For Arkansas, it was the second time in program history that it had four pitchers selected in the draft's first 10 rounds. The Razorbacks also achieved the feat in 2019, Hobbs' first year as pitching coach, when Campbell (CB-B, Seattle Mariners), Cronin (4th round, Washington Nationals), Kostyshock (8th round, Colorado Rockies) and Scroggins (9th round, Boston Red Sox) all went in the first 10 rounds.

Despite the pandemic-shortened 2020 season, Hobbs' pitchers were impressive over the first 16 games of the year. The Hogs put together a 3.68 ERA and an 11-5 record with three saves and one shutout. Arkansas racked up 143 strikeouts in 142.0 innings as seven pitchers tallied double-digit strikeout totals, with right-hander Connor Noland leading the way with 19.

Noland went 2-0 with a 2.00 ERA over three starts to lead Arkansas' starting pitching. Pitcher Zebulon Vermillion was electric out of the bullpen, striking out 12 with only four hits allowed, all singles, in five outings, winning one game and picking up a save in another.

Hobbs helped craft the Razorback pitching staff into one of the top groups in the country in his first year on the job in 2019, led by Campbell. The Razorbacks' Friday night starter, Campbell put together a 12-1 season and recorded a 2.13 ERA over 118.1 innings, striking out 125 in 18 starts. He was named a consensus All-American for his performance in 2019, earning a first-team nod from the ABCA and second-team honors from five other outlets.

Arkansas' pitching staff was bookended by Cronin, who played the role of closer and posted 12 saves and a 1-0 record in 25 appearances. He recorded 42 strikeouts over 29.0 innings pitched for a team-best 1.86 ERA. Opponents hit just .165 against Cronin as he racked up five All-America awards, including second-team honors from Baseball America.

**2024 RAZORBACKS**



A majority of Arkansas' game two and three starts came from a pair of freshmen in Noland and Wicklander, as the duo combined to start 34 games and appear in 42. The two totaled nine wins and 145 strikeouts, putting together a pair of low 4.00 ERAs as Noland picked up freshman All-America honors from Perfect Game.

The Razorback arms helped propel Arkansas to its second consecutive share of the SEC West behind a 20-10 conference record. The Hogs earned a No. 5 national seed for their postseason run, which featured a clean sweep in the NCAA Fayetteville Regionals and two wins over SEC foe Ole Miss in the NCAA Fayetteville Super Regional. Arkansas' season culminated with a trip to Omaha, the program's 10th overall trip to the College World Series.

Four of Arkansas' pitchers were taken in the 2019 MLB Draft, with Campbell getting selected in the second round by the Mariners. Cronin, Kostyshock and Scroggins were all drafted in the first 10 rounds and signed to pro squads following the 2019 season.

Before Arkansas, Hobbs spent four years at Wake Forest. During his time in Winston-Salem, 12 Demon Deacon pitchers were drafted or signed free-agent contracts in four years (2014-18), including four each following the 2016 and 2017 seasons and three after the 2018 season. In each of his first three years in Winston-Salem, the Demon Deacons improved in ERA (5.73 to 5.24 to 4.11), strikeouts (364 to 435 to a program-record 559), walks per nine (5.03 to 4.35 to 3.83) and opponent batting average (.281 to .280 to .247).

The Demon Deacons also significantly improved their win totals the first three years under Hobbs, from 27 to 35 to 43, winning the 2017 NCAA Winston-Salem Regional and falling a game short of the College World Series at the Gainesville Super Regional. The pitching staff excelled down the stretch in 2017, recording a 3.81 ERA, .240 opponent batting average and more than a strikeout per inning against the likes of Florida, West Virginia and UMBC in the NCAA Tournament.

In Hobbs' final season at Wake Forest, the 2018 Demon Deacon pitching staff set a new program record for strikeouts per nine innings, fanning more than one batter per inning.

Hobbs oversaw Parker Dunshee's development as he became a two-time all-conference starting pitcher, seventh-round draft pick in 2017 and Wake Forest's all-time strikeout record holder. In addition, Donnie Sellers and Connor Johnstone were drafted for the first time in their careers in 2017 under Hobbs, and Griffin Roberts heard his name called in the following year's draft. Fellow pitchers Rayne Supple and Chris Farish also started their pro careers in 2018.

Before arriving at Wake Forest, Hobbs spent four years as the pitching coach at Missouri, his alma mater. During his four years in Columbia, Hobbs had seven of his pitchers drafted in three seasons and guided four players to all-conference honors.

In 2013, Missouri's first year in the SEC, Hobbs helped mentor Rob Zastryzny, who was selected by the Chicago Cubs in the second round of that year's MLB draft. Hobbs also helped guide pitcher Keaton Steele to All-SEC First Team honors as Steele was the only player in the nation to lead his team in wins and saves.

Hobbs' pitching staff in 2013, despite being made up of eight newcomers, ranked among the best in recent Mizzou history with a 3.87 ERA in 50 games. That was the best team mark by a Tiger team since 2006. His three regular starters all had ERAs 3.80 or lower and his staff allowed just 152 walks, which was third in the league.

In 2012, he mentored starter Zastryzny to honorable mention All-Big 12 honors and closer Dusty Ross to a spot on the All-Big 12 Second Team. In 2011, three of his pitchers were selected in the MLB draft, and he coached All-Big 12 Freshman Team honoree Zastryzny and All-Big 12 honorable mention Phil McCormick.

Prior to joining the Mizzou coaching staff ahead of the 2011 campaign, Hobbs spent the 2010 season as the pitching coach at San Francisco, where his staff ranked fourth in the West Coast Conference in ERA and was second in the league in fewest walks per nine innings. Most notably, Hobbs helped convert Kyle Zimmer from a third baseman into a pitcher. Hobbs' tutelage and foresight paid off for Zimmer, who was drafted fifth overall by the Kansas City Royals in the 2012 MLB Draft.

Before his one season at San Francisco, Hobbs spent three years as the associate head coach, pitching coach and recruiting coordinator at UC San Diego. The Tritons made a trip to the Division II College World Series in 2009. They finished that year ranked No. 3 after claiming the school's first ever Regional Championship.

Under Hobbs, UC San Diego's staff allowed the fewest number of walks per nine innings in D-II and ranked 12th nationally in ERA (3.73) in 2009. Future MLB pitcher Guido Knudson earned NCBWA All-America honorable mention praise that season.



Prior to his stint at UC San Diego, Hobbs spent two seasons as the pitching coach at Santa Barbara City College. In 2006, Hobbs' staff allowed the fewest walks in the Western State Conference, while his 2005 squad led the WSC with a 2.27 ERA.

During the summers, Hobbs was the pitching coach for Foresters Baseball, which won the National Baseball Congress World Series in 2006 after a runner-up finish in 2005. Hobbs also served one season as an assistant coach at Chapman, where he worked with the pitchers and catchers.

Over the course of Hobbs' coaching career, more than 40 of his pitchers have either been drafted or signed pro contracts. Since joining the Razorback coaching staff ahead of the 2019 season, Hobbs has worked with 14 pitchers drafted in the first 10 rounds, including five top-100 overall selections in Campbell, Kopps, Pallette, Wiggins and Hollan. Hobbs has also helped develop numerous big leaguers over his college coaching career, including Dylan Axelrod (Santa Barbara City College), Campbell (Arkansas), Knudson (UC San Diego), Matt Stites (Missouri), Zastryzny (Missouri) and Zimmer (San Francisco).

Hobbs pitched at Missouri from 1999-2002, where he won 13 games and struck out 125 batters. Hobbs was drafted twice, first by the San Diego Padres in 2001 and then by the Kansas City Royals in 2002.

Hobbs and his wife, Marta, have two daughters, Addison and Taylor, and a son, Will.

**PERSONAL**

Born: March 2, 1980  
 Alma Mater: Missouri (2002)  
 Wife: Marta  
 Children: Addison, Taylor, Will

**MLB DRAFT HISTORY**

2002 50th Round (Kansas City Royals)  
 2001 30th Round (San Diego Padres)


**COACHING HISTORY**

2019-Present Arkansas (Pitching Coach)  
 2015-18 Wake Forest (Pitching Coach)  
 2011-14 Missouri (Pitching Coach)  
 2010 San Francisco (Pitching Coach)  
 2008-09 UC San Diego (Associate Head Coach)  
 2006-07 Santa Barbara City College (Pitching Coach)  
 2005 Chapman (Pitching Coach)

**PLAYING HISTORY**

1999-2002 Missouri





# BOBBY WERNES

**Assistant Coach**

**1 College World Series**

**2 NCAA Super Regionals • 3 NCAA Regionals**

**7**

Bobby Wernes, who played two years for the Razorbacks under head coach Dave Van Horn, enters his fourth season as an assistant coach for the Arkansas baseball program in 2024.

Wernes, who served as the program's volunteer assistant coach for three seasons before he was promoted to a full-time role on the coaching staff, assists as a hitting and infield coach while also working with the Razorbacks' catchers. Since he joined the coaching staff, Arkansas has made one trip to the College World Series (2022) and clinched a pair of overall SEC titles (2021, 2023) as well as a pair of SEC Western Division titles (2021, 2023).

Additionally, with Wernes on staff, Arkansas won Collegiate Baseball's national recruiting championship for the first time in program history in 2023 as their star-studded recruiting class was named the nation's best by the publication.

The Razorbacks posted a 43-18 overall record in 2023, claiming their fourth overall SEC championship and their second in the last three seasons. Arkansas belted 92 home runs during the historic campaign, tying for fourth-most in a season in program history. Arkansas also became the only SEC program, and one of just two teams in the country, to record 40 or more wins in each of the last six full seasons.

In 2022, Arkansas posted a 46-21 overall record, highlighted by the program's 11th trip to the College World Series and its third trip to Omaha since the 2018 season. At the time, the Razorbacks were the only team in the country with at least 45 wins in each of the last five full seasons.

In 2021, Wernes' first season on staff, Arkansas won its first SEC overall title since 2004 and its first outright SEC crown since 1999. The Razorbacks became only the second team since the SEC expanded to 30 games to win all 10 of their conference series. Arkansas capped its regular-season SEC championship with the program's first SEC Tournament championship, becoming only the third SEC team since league play expanded in 2012 to win both the regular season and tournament championship in the same season.

Wernes joined the Arkansas staff after spending two years coaching in the Philadelphia Phillies' organization with the Gulf Coast League (GCL) Phillies West. In 2019, he served as the team's hitting coach, helping the club to a 33-15 record and a first-place finish in the North Division. Under his guidance, the Phillies West squad led the GCL in team batting average and was second among the 18 teams in slugging percentage, averaging 5.13 runs per game.

Wernes was promoted to manager of the Phillies West in 2020 and was slated to be one of the youngest managers in professional baseball before the minor league season was canceled due to the COVID-19 pandemic.

Before beginning his coaching career, Wernes played for the Razorbacks from 2014-15 and was drafted by the Houston Astros in the 30th round of the 2015 MLB Draft. He played four years of pro ball, including two years in the Astros organization and two years in the Colorado Rockies' system, reaching Double-A Hartford in 2018.

Wernes appeared in 121 games over his two years as a Razorback, racking up 103 hits, 45 RBI and 68 runs scored. He started 55 of 56 games in 2014 as a sophomore and registered 10 multi-hit games, including a double, 18 RBI and 18 runs scored.

He played in all 65 games for the Razorbacks in 2015, hitting .279 with seven doubles, five homers and a team-high six triples. That season, Wernes was named to the SEC All-Defensive Team and played an integral part in the Arkansas' eighth overall College World Series berth.

Bobby and his wife, Kristina, an Arkansas graduate, have a daughter, Lillian.



**PERSONAL**

Born: July 4, 1994  
 Alma Mater: Arkansas (2016)  
 Wife: Kristina  
 Children: Lillian

**COACHING HISTORY**

2021-Present	Arkansas (Assistant Coach)
2020	GCL Phillies West (Manager)
2019	GCL Phillies West (Assistant Coach)

**PLAYING HISTORY**

2017-18	Colorado Rockies Organization
2015-16	Houston Astros Organization
2014-15	Arkansas
2013	Neosho Community College

**MLB DRAFT HISTORY**

2015	MLB Draft: 30th Round (Houston Astros)
------	----------------------------------------

**2024 RAZORBACKS**





## CLAY GOODWIN

Director of Baseball Operations  
17th Season • Arkansas (2005)

Clay Goodwin enters his 17th season as director of operations for the Arkansas baseball program in 2024.

As the director of operations, Goodwin coordinates many of the behind-the-scenes aspects of the Razorback baseball program as he works in conjunction with the Arkansas coaching staff.

Prior to his appointment as the director of baseball operations, Goodwin spent the 2006 season as the Razorbacks' fifth-year student assistant coach. He assisted the Arkansas coaching staff with practices, day-to-day administrative duties and game day activities. He served as a graduate manager for Arkansas during the 2007 season.

Goodwin was an outstanding player for the Razorbacks over four seasons, and his name is littered throughout the Arkansas record book. An excellent defensive third baseman, he was also known to have an effective bat and finished his career with a .297 average, 49 doubles, 12 home runs and 127 RBI.

At the conclusion of his four-year playing career, he ranked eighth in career at-bats (750), tied for ninth in career hits (223) and tied for fifth in career singles (157). Goodwin appeared in 202 games as a Razorback, making 193 starts.

Goodwin graduated from Arkansas in May of 2005 with a degree in kinesiology. He completed his master's degree in workforce development at Arkansas in the fall of 2006.

Goodwin and his wife, Jill, have a daughter, Caroline, and a son, Gage.



## HUNTER BELL

Director of Strength & Conditioning  
2nd Season • Arkansas-Monticello (2018)

Hunter Bell, a former collegiate baseball player and University of Arkansas at Monticello graduate, enters his second season as the director of strength and conditioning for the Arkansas baseball program in 2024.

Bell comes to Arkansas from Elon, where he was as an assistant sports performance coach. He oversaw strength and conditioning for the baseball and women's lacrosse programs while also assisting with football. In his one season with the Phoenix, Bell helped in the development of a pair of 2022 MLB Draft selections - outfielder Alex Iadisernia (St. Louis Cardinals, 7th round) and pitcher Trevor Kirk (New York Yankees, 20th round).

Prior to Elon, Bell worked at Chattanooga and oversaw strength and conditioning for men's wrestling, women's soccer, track and field, and tennis while assisting with football. Before that, he was a graduate assistant at Missouri State, where he was responsible for performance training of the track and field, swim and dive, and baseball programs. As the lead strength and conditioning assistant for Missouri State baseball, Bell helped in the development of pitcher Hayden Juenger, who was selected by the Toronto Blue Jays in the sixth round of the 2021 MLB Draft.

Before Missouri State, he interned at TCU, working with the Horned Frogs football, men's basketball, and baseball programs. Bell coached alongside head baseball strength and conditioning coach Zach Dechant to direct student-athlete workouts.

The Vicksburg, Miss., native got his start in sports performance as an intern at SEC institutions Mississippi State (2018) and Ole Miss (2019-20), where he worked directly with football. Bell also gained experience in the private sector during that time, working at Pro Sports Performance (2019) in Brookhaven, Miss.

Bell, who is a Certified Strength and Conditioning Specialist (CSCS) through the National Strength and Conditioning Association (NSCA) as well as CPR/AED certified, earned his associate degree from Hinds Community College (2014-16), where he played two seasons of baseball for the Bulldogs. He received his bachelor's degree in exercise science from UAM (2016-18), where he played two seasons of baseball for the Boll Weevils.



## ZACH BARR

Director of Video & Scouting  
7th Season • Arkansas (2017)

Zach Barr enters his seventh season as director of video and scouting for the Arkansas baseball program in 2024.

His duties include studying video of games and team practices as well as scouting opponents throughout the season.

Barr is a former student-athlete under head coach Dave Van Horn after transferring to Arkansas from UCA prior to the 2014 season. In his two years at UCA, he pitched in 22 games and had a 3-0 record with a 2.56 ERA and 31 strikeouts.

A native of White Hall, Ark., Barr earned all-state and all-conference honors twice in his high school career and played in the AAA All-Star Game and Central Arkansas All-Star Game.



## DJ BAXENDALE

Director of Analytics  
5th Season • Arkansas (2019)

DJ Baxendale enters his fifth season on the Arkansas baseball staff in 2024.

Baxendale, the program's director of analytics, spent the 2020 and 2021 seasons as a student assistant coach before moving into a graduate manager role in 2022.


Baxendale pitched at Arkansas from 2010-12, cementing himself as one of the Hogs' top hurlers during the team's 2012 run to the College World Series. He won a team-best eight games that season, tossing 107.0 innings and racking up 96 strikeouts with a 3.11 ERA.

His 2011 season was arguably his best on the mound as a Razorback, posting a 10-2 record over 19 appearances and 12 starts with three saves. He totaled 79 strikeouts, allowing 15 earned runs over 85.1 frames of work for a 1.58 ERA, the best among starting pitchers at Arkansas that year.

Baxendale was selected by the Minnesota Twins in the 10th round of the 2012 MLB Draft. He spent eight years playing minor league baseball for the organization, including four seasons with the Twins' Triple-A affiliate in Rochester, N.Y.



# A || SUPPORT STAFF



**COREY WOOD**

**Athletic Trainer**  
13th Season • East Carolina (2008)

Corey Wood enters his 13th season as athletic trainer for the Arkansas baseball program in 2024.

Wood joined the Razorbacks as part of the athletic training staff in June 2011. He spent the previous two years at Wichita State as a graduate assistant trainer.

While working with WSU's baseball team, he was responsible for the Shockers' day-to-day injury prevention and rehabilitation. Wood also served as the host athletic trainer for the 2011 Missouri Valley Conference baseball tournament and was an intern for the WSU strength and conditioning staff for a year.

Prior to WSU, Wood worked as an intern with the Cleveland Indians during spring training in 2009. He directed the aquatic therapy sessions and oversaw strength activities.

Wood earned his bachelor's degree from East Carolina in May of 2008 and his master's degree from Wichita State in May of 2011. A native of Winston-Salem, N.C., Wood and his wife, Laura, have a daughter, Ryleigh, and a son, Wyatt.



**MARK TAYLOR**

**Equipment Manager**  
33rd Season • Ouachita Baptist (1988)

Mark Taylor enters his 33rd season as equipment manager for the Arkansas baseball program in 2024.

Taylor is responsible for the Razorbacks' equipment needs, including fitting, ordering, maintaining, laundering and inventory.

A native of Camden, Ark., Taylor earned his bachelor's degree in health and physical education from Ouachita Baptist in 1988 and his master's in education in supervision and administration from Nicholls State in 1991.

He and his wife, Kim, have two daughters, Anna and Abby.



**KELLY MOORE**

**Administrative Assistant**  
21st Season • Arkansas (2004)

Kelly Moore enters her 21st season working for head coach Dave Van Horn and the Arkansas baseball program in 2024.

Her duties include coordinating team travel, administration of the equipment budget, organizing recruiting databases and the day-to-day operations of the baseball office. She also serves as coordinator for Arkansas Baseball Camps.

A native of Fort Smith, Ark., Moore holds a bachelor's degree in adult education from Arkansas. She and her husband, Max, a native of Fayetteville, Ark., have three children, Maddux, Addi Grace and Sawyer.



**John McElroy**  
Graduate Manager




**Ryan Cleinmark**  
Student Manager




**Bryson Halford**  
Student Manager




**Owen Hoover**  
Student Manager



**Zane Ramey**  
Student Manager




**Matthew Schluterman**  
Student Manager




**Matt Wheeler**  
Student Manager



**Jonathan Burgess**  
Academics



**A.J. Enloe**  
Graphic Design



**Oliver Grigg**  
Communications



**Lauren Lyons**  
Nutritionist



**Jimmy Sanchez**  
Marketing



**Kevin Trainor**  
Sport Administrator

2024 RAZORBACKS





|| 2024 RAZORBACKS





# NUMERICAL ROSTER

No.	Player	Pos.	Yr.	Ht.	Wt.	B/T	Hometown / High School / Previous School
1	Ty Wilmsmeyer	OF	Grad.	6-2	185	R/R	Springfield, Mo. / Glendale HS / Missouri
3	Nolan Souza	INF	Fr.	6-3	220	L/R	Honolulu, Hawaii / Punahou School
4	Jack Wagner	INF/OF	Grad.	6-0	210	R/R	Wichita, Kan. / Maize South HS / Kansas / Tarleton State
5	Kendall Diggs	OF	Jr.	6-0	210	L/R	Olathe, Kan. / Saint Thomas Aquinas HS
6	Ben McLaughlin	INF	Sr.	6-3	210	L/R	Golden, Colo. / Golden HS / Hutchinson CC
8	Hudson White	C	Jr.	6-1	200	R/R	Keller, Texas / Byron Nelson HS / Texas Tech
9	Wehiwa Aloy	INF	So.	6-2	200	R/R	Wailuku, Hawaii / H.P. Baldwin HS / Sacramento State
10	Peyton Stovall	INF	Jr.	5-11	200	L/R	Haughton, La. / Haughton HS
11	Jaewoo Cho	RHP	Fr.	6-3	220	R/R	Seoul, South Korea / IMG Academy
12	Jared Sprague-Lott	INF	Sr.	6-0	195	R/R	Philadelphia, Pa. / Springside Chestnut Hill Academy / Richmond
13	Jayson Jones	INF/OF	So.	6-2	215	R/R	Savannah, Texas / Braswell HS
14	Ross Lovich	OF	Sr.	6-0	185	L/L	Overland Park, Kan. / Blue Valley West HS / Missouri
16	Hudson Polk	C	Sr.	6-1	210	R/R	Coppell, Texas / Coppell HS / Oklahoma
17	Hunter Grimes	OF	R-Sr.	6-1	185	R/R	Kerrville, Texas / Tivy HS / UTSA / McLennan CC
18	Reese Robinett	INF	So.	6-3	220	L/R	Kennett, Mo. / Kennett HS
19	Will Edmunson	OF	Jr.	6-1	195	R/R	Luther, Okla. / Homeschool / Hutchinson CC
20	Gabe Gaeckle	RHP	Fr.	6-0	195	R/R	Aptos, Calif. / Aptos HS
21	Mason Molina	LHP	Jr.	6-2	230	R/L	Rancho Santa Margarita, Calif. / Trabuco Hills HS / Texas Tech
22	Ty Waid	INF/OF	Fr.	6-2	225	R/R	Texarkana, Ark. / Arkansas HS
24	Peyton Holt	INF/OF	Sr.	5-10	205	R/R	Greenwood, Ark. / Greenwood HS / Crowder College
25	Brady Tygart	RHP	Jr.	6-2	215	R/R	Hernando, Miss. / Lewisburg HS
26	Tate McGuire	RHP	Fr.	6-3	210	R/R	Liberty, Mo. / Liberty North HS
27	Ryder Helfrick	C	Fr.	6-1	205	R/R	Discovery Bay, Calif. / Clayton Valley Charter HS
28	Koty Frank	RHP	Grad.	6-2	225	R/R	Tushka, Okla. / Tushka HS / Eastern Oklahoma State College / Nebraska
31	Dylan Carter	RHP	R-Jr.	6-2	225	R/R	Bentonville, Ark. / Bentonville West HS / Crowder College
32	Hunter Dietz	LHP	Fr.	6-6	230	R/L	Trinity, Fla. / Calvary Christian HS
33	Hagen Smith	LHP	Jr.	6-3	225	L/L	Bullard, Texas / Bullard HS
34	Diego Ramos	RHP	Fr.	6-3	205	S/R	Vian, Okla. / Vian HS
36	Parker Coil	LHP	So.	6-3	190	R/L	Edmond, Okla. / Edmond Memorial HS
37	Jake Faherty	RHP	Jr.	6-3	185	R/R	Georgetown, Ky. / Great Crossing HS
38	Colin Fisher	LHP	Fr.	6-3	225	L/L	Noble, Okla. / Noble HS
39	Tucker Holland	LHP	Fr.	6-6	235	R/L	Fayetteville, N.C. / The Burlington School
40	Ben Bybee	RHP	So.	6-6	235	R/R	Overland Park, Kan. / Blue Valley Southwest HS
41	Will McEntire	RHP	R-Sr.	6-4	225	L/R	Bryant, Ark. / Bryant HS
43	Kade Smith	OF	Fr.	6-0	200	R/R	Searcy, Ark. / Harding Academy
44	Parker Rowland	C	Sr.	6-3	215	S/R	Tulsa, Okla. / Bishop Kelley HS / Arkansas State / Eastern Oklahoma State College
45	Gage Wood	RHP	So.	6-0	205	R/R	Batesville, Ark. / Batesville HS
46	Christian Foutch	RHP	So.	6-3	230	R/R	Littleton, Colo. / Chatfield Senior HS
48	Cooper Dossett	RHP	So.	6-0	200	R/R	Springdale, Ark. / Har-Ber HS
49	Stone Hewlett	LHP	Sr.	6-1	195	L/L	Leawood, Kan. / Rockhurst HS / Kansas
51	Jack Smith	LHP	Fr.	6-4	225	L/L	Moulton, Ala. / Hartselle HS
55	Josh Hyneman	RHP	R-Fr.	6-4	240	R/R	Jonesboro, Ark. / Jonesboro HS
61	Adam Hachman	LHP	Fr.	6-5	245	L/L	Wentzville, Mo. / Timberland HS

2024 RAZORBACKS

## Coaches & Support Staff

Head Coach:	2 Dave Van Horn, 22nd Season (Arkansas, 1988)
Assistant Coach:	30 Nate Thompson, 7th Season (Dallas Baptist, 2006)
Assistant Coach:	47 Matt Hobbs, 6th Season (Missouri, 2002)
Assistant Coach:	7 Bobby Wernes, 4th Season (Arkansas, 2016)
Director of Operations:	Clay Goodwin, 17th Season (Arkansas, 2005)
Director of Strength & Conditioning:	Hunter Bell, 2nd Season (Arkansas-Monticello, 2018)
Director of Video & Scouting:	Zach Barr, 7th Season (Arkansas, 2017)
Director of Baseball Analytics:	DJ Baxendale, 5th Season (Arkansas, 2019)
Athletic Trainer:	Corey Wood, 13th Season (East Carolina, 2008)
Equipment Manager:	Mark Taylor, 33rd Season (Ouachita Baptist, 1988)
Graduate Manager:	John McElroy
Student Managers:	Ryan Cleinmark, Bryson Halford, Owen Hoover, Zane Ramey, Matthew Schluterman, Matt Wheeler
Sports Information Director:	Oliver Grigg, 4th Season (Tulane, 2017)
Academics Director:	Jonathan Burgess, 3rd Season (Central Arkansas, 2015)
Sports Nutritionist:	Lauren Lyons, 6th Season (Saint Louis, 2017)
Sport Administrator:	Kevin Trainor, 14th Season (Arkansas, 1994)
Administrative Assistant:	Kelly Moore, 21st Season (Arkansas, 2004)







**1**  
**TY WILMSMEYER**  
Grad. • 6-2 • 185 • R/R  
OF • Springfield, Mo.




**3**  
**NOLAN SOUZA**  
Fr. • 6-3 • 220 • L/R  
INF • Honolulu, Hawai'i




**4**  
**JACK WAGNER**  
Grad. • 6-0 • 210 • R/R  
INF/OF • Wichita, Kan.




**5**  
**KENDALL DIGGS**  
Jr. • 6-0 • 210 • L/R  
OF • Olathe, Kan.




**6**  
**BEN McLAUGHLIN**  
Sr. • 6-3 • 200 • L/R  
INF • Golden, Colo.




**8**  
**HUDSON WHITE**  
Jr. • 6-1 • 200 • R/R  
C • Keller, Texas




**9**  
**WEHIWA ALOY**  
So. • 6-2 • 200 • R/R  
INF • Wailuku, Hawai'i




**10**  
**PEYTON STOVALL**  
Jr. • 5-11 • 200 • L/R  
INF • Houghton, La.




**11**  
**JAEWOO CHO**  
Fr. • 6-3 • 220 • R/R  
RHP • Seoul, South Korea



**12**  
**JARED SPRAGUE-LOTT**  
Sr. • 6-0 • 195 • R/R  
INF • Philadelphia, Pa.



**13**  
**JAYSON JONES**  
So. • 6-2 • 215 • R/R  
INF/OF • Savannah, Texas




**14**  
**ROSS LOVICH**  
Sr. • 6-0 • 185 • L/L  
OF • Overland Park, Kan.




**16**  
**HUDSON POLK**  
Sr. • 6-1 • 210 • R/R  
C • Coppell, Texas



**17**  
**HUNTER GRIMES**  
R-Sr. • 6-1 • 185 • R/R  
OF • Kerrville, Texas



**18**  
**REESE ROBINETT**  
So. • 6-3 • 220 • L/R  
INF • Kennett, Mo.




**19**  
**WILL EDMANSON**  
Jr. • 6-1 • 195 • R/R  
OF • Luther, Okla.




**20**  
**GABE GAECKLE**  
Fr. • 6-0 • 195 • R/R  
RHP • Aptos, Calif.



**21**  
**MASON MOLINA**  
Jr. • 6-2 • 230 • R/L  
LHP • Rancho Santa Margarita, Calif.




**22**  
**TY WAID**  
Fr. • 6-2 • 225 • R/R  
INF/OF • Texarkana, Ark.




**24**  
**PEYTON HOLT**  
Sr. • 5-10 • 205 • R/R  
INF/OF • Greenwood, Ark.



**25**  
**BRADY TYGART**  
Jr. • 6-2 • 215 • R/R  
RHP • Hernando, Miss.



**26**  
**TATE MCGUIRE**  
Fr. • 6-3 • 210 • R/R  
RHP • Liberty, Mo.




**27**  
**RYDER HELFRICK**  
Fr. • 6-1 • 205 • R/R  
C • Discovery Bay, Calif.




**28**  
**KOTY FRANK**  
Grad. • 6-2 • 225 • R/R  
RHP • Tushka, Okla.



**31**  
**DYLAN CARTER**  
R-Jr. • 6-2 • 225 • R/R  
RHP • Bentonville, Ark.




**32**  
**HUNTER DIETZ**  
Fr. • 6-6 • 230 • R/L  
LHP • Trinity, Fla.




**33**  
**HAGEN SMITH**  
Jr. • 6-3 • 225 • L/L  
LHP • Bullard, Texas




**34**  
**DIEGO RAMOS**  
Fr. • 6-3 • 205 • S/R  
RHP • Vian, Okla.




**36**  
**PARKER COIL**  
So. • 6-3 • 190 • R/L  
LHP • Edmond, Okla.



**37**  
**JAKE FAHERTY**  
Jr. • 6-3 • 185 • R/R  
RHP • Georgetown, Ky.




**38**  
**COLIN FISHER**  
Fr. • 6-3 • 225 • L/L  
LHP • Noble, Okla.




**39**  
**TUCKER HOLLAND**  
Fr. • 6-6 • 235 • R/L  
LHP • Fayetteville, N.C.




**40**  
**BEN BYBEE**  
So. • 6-6 • 235 • R/R  
RHP • Overland Park, Kan.




**41**  
**WILL MCENTIRE**  
R-Sr. • 6-4 • 225 • L/R  
RHP • Bryant, Ark.




**43**  
**KADE SMITH**  
Fr. • 6-0 • 200 • R/R  
OF • Searcy, Ark.




**44**  
**PARKER ROWLAND**  
Sr. • 6-3 • 215 • S/R  
C • Tulsa, Okla.




**45**  
**GAGE WOOD**  
So. • 6-0 • 205 • R/R  
RHP • Batesville, Ark.



**46**  
**CHRISTIAN FOUTCH**  
So. • 6-3 • 230 • R/R  
RHP • Littleton, Colo.




**48**  
**COOPER DOSSETT**  
So. • 6-0 • 200 • R/R  
RHP • Springdale, Ark.




**49**  
**STONE HEWLETT**  
Sr. • 6-1 • 195 • L/L  
LHP • Leawood, Kan.




**51**  
**JACK SMITH**  
Fr. • 6-4 • 225 • L/L  
LHP • Moulton, Ala.




**55**  
**JOSH HYNEMAN**  
R-Fr. • 6-4 • 240 • R/R  
RHP • Jonesboro, Ark.




**61**  
**ADAM HACHMAN**  
Fr. • 6-5 • 245 • L/L  
LHP • Wentzville, Mo.




**2**  
**DAVE VAN HORN**  
Head Coach  
22nd Season



**30**  
**NATE THOMPSON**  
Assistant Coach  
7th Season



**47**  
**MATT HOBBS**  
Assistant Coach  
6th Season



**7**  
**BOBBY WERNES**  
Assistant Coach  
4th Season



**7**  
**CLAY GOODWIN**  
Director of Operations  
17th Season

2024 RAZORBACKS





# KENDALL DIGGS

**OF • Junior • 6-0 • 210 • L/R**  
**Olathe, Kan. • Saint Thomas Aquinas HS**

**5**

**Sophomore (2023)**  
 » All-SEC (Second Team)

Played in 58 games with 57 starts (38 as designated hitter, 19 in right field) ... Slashed .299/.436/.547 with 12 home runs and a team-high 63 RBI on the year ... Finished as the team leader in RBI (63) ... Scored 51 runs, tied for second most on the Hogs ... Racked up the team's second-most hits (60), including 12 doubles and 1 triple ... Totaled 110 bases ... Drew a team-high 46 walks ... Plunked by six pitches ... 1-for-1 in stolen base attempts ... Finished with 14 multi-hit games and a team-leading 17 multi-RBI games ... Season-long 13-game hitting streak ... Reached base in a team-leading 34 consecutive games ... In SEC play, posted a .291/.437/.495 slash line with four homers and a team-leading 33 RBI ... Drew a team-high 26 walks in conference action ... In the season opener vs. Texas (Feb. 17) in the College Baseball Showdown at Globe Life Field in Arlington, Texas, drove in two runs ... Hit his first home run of the season vs. #15 TCU (Feb. 18) in the College Baseball Showdown at Globe Life Field in Arlington, Texas ... Jacked a three-run homer against EIU (Feb. 25), finishing the game with four RBI ... Went 3-for-5 with a pair of doubles, a home run and two RBI against Illinois State (March 1) ... Matched his season high in hits (3) and scored three runs against UNLV (March 14) ... Had two doubles and drove in four runs against Auburn (March 18) ... Hit a pair of grand slams during the season, swatting his first career grand slam at #1 LSU (March 24) ... Drew a season-high three walks at Georgia (April 22) ... Matched his season high with three hits, including a two-run homer, and a season-high five RBI at Mississippi State (May 6) ... Hit his second grand slam of the season at Mississippi State (May 7), finishing 2-for-3 with two runs scored, four RBI and two walks ... In the NCAA Fayetteville Regional, went 1-for-3 with three RBI and a pair of walks vs. Santa Clara (June 2) in the regional opener ... Hit a two-run homer vs. Santa Clara (June 4) to help the Hogs stave off elimination and advance to the regional championship ... Named to the All-SEC Second Team at designated hitter/utility.

**Freshman (2022)**

Played in 27 games with 15 starts (13 as designated hitter, two at first base) as a true freshman ... Slashed .197/.367/.361 with three home runs and 14 RBI ... Scored 14 runs ... Collected 12 hits, including a double, on the year ... Drew 16 walks and was hit by one pitch ... Posted two multi-hit games and five multi-RBI games, including one four-RBI effort ... Had a season-long reached base streak of eight games ... 1-for-1 in stolen base attempts ... In SEC play, hit a pair of home runs and drove in six runs in 11 games ... Made his first collegiate start and recorded his first collegiate base hit vs. Louisiana (Feb. 27) in the Round Rock Classic at Dell Diamond in Round Rock, Texas ... Collected his first multi-RBI effort against Southeastern (March 5) ... Swatted his first career home run against Little Rock (March 29), hitting a grand slam in the Hogs' win ... Tallied a season-high three hits with two runs batted in against Arkansas State (April 20) ... Earned his first SEC start against Ole Miss (April 30) and launched a walk-off three-run homer ... Homered at #19 Auburn (May 6), driving in three runs ... In the College World Series, drew a walk and scored a run vs. #2 Stanford (June 18).

**High School**

Attended Saint Thomas Aquinas High School in Overland Park, Kan. ... Ranked by Perfect Game as the No. 141 overall prospect and the No. 5 third baseman in the class of 2021 ... No. 2 overall prospect and No. 1 third baseman in the state of Kansas by Perfect Game ... Ranked by Prep Baseball Report as the No. 94 overall prospect and the No. 6 third baseman in the country ... No. 2 overall prospect and No. 1 third baseman in Kansas by Prep Baseball Report ... 2021 Collegiate Baseball High School All-American ... 2021 Perfect Game Preseason All-American - Central All-Region First Team ... 2020 Perfect Game Preseason Underclass All-American - Central All-Region First Team ... 2019 Perfect Game Preseason Underclass All-American - High Honorable Mention ... 2018 Perfect Game Preseason Underclass All-American - Honorable Mention.

2024 RAZORBACKS





2024 RAZORBACKS

Career Stats

Year	Avg.	GP-GS	AB	R	H	2B	3B	HR	RBI	TB	SLG%	BB	HBP	SO	GDP	OB%	SF	SH	SB-ATT	PO	A	E	FLD%
2022	.197	27-15	61	14	12	1	0	3	14	22	.361	16	1	16	0	.367	1	0	1-1	25	1	0	1.000
2023	.299	58-57	201	51	60	12	1	12	63	110	.547	46	6	47	4	.436	4	0	1-1	35	0	2	.946
<b>TOTAL</b>	<b>.275</b>	<b>85-72</b>	<b>262</b>	<b>65</b>	<b>72</b>	<b>13</b>	<b>1</b>	<b>15</b>	<b>77</b>	<b>132</b>	<b>.504</b>	<b>62</b>	<b>7</b>	<b>63</b>	<b>4</b>	<b>.420</b>	<b>5</b>	<b>0</b>	<b>2-2</b>	<b>60</b>	<b>1</b>	<b>2</b>	<b>.968</b>





# BEN McLAUGHLIN

**INF • Senior • 6-3 • 210 • L/R**  
**Golden, Colo. • Golden HS / Hutchinson CC**

**6**

**Junior (2023)**

» *First-Year SEC Academic Honor Roll*

Played in 28 games with 21 starts (16 as designated hitter, three at first base, two at third base), slashing .346/.442/.487 with two homers and 14 runs batted in ... Scored 12 runs on the year ... Racked up 27 hits, including three doubles and one triple ... Drew 11 walks and was hit by four pitches ... Eight multi-hit games, including one three-hit game, and three multi-RBI games ... Season-long seven-game hitting streak and 18-game reached base streak ... In SEC play, slashed .333/.460/.510 with two home runs and nine RBI over 16 games ... Also made three appearances on the mound during the season, posting an 0-1 record with a 16.88 ERA and four strikeouts in 2.2 innings of work ... Made his Razorback debut vs. #9 Oklahoma State (Feb. 19) in the College Baseball Showdown at Globe Life Field in Arlington, Texas, entering as a defensive substitution at first base ... Collected his first two RBI as a Razorback against EIU (Feb. 25) ... Made his debut on the mound against Omaha (March 28), striking out two in a scoreless inning of work ... Had two hits, including a triple, in a start as designated hitter against #16 Tennessee (April 16) ... Went 2-for-3 with an RBI and was hit by two pitches at Georgia (April 20) ... Launched his first home run as a Razorback against Texas A&M (April 28), finishing the game 2-for-4 with two runs scored, a double, two RBI and a walk ... Had a season-high three hits and drew a season-high two walks at Mississippi State (May 7) ... Swatted his second home run of the season against #6 South Carolina (May 14) ... In the NCAA Fayetteville Regional, started at third base vs. Santa Clara (June 4) and vs. #17 TCU (June 5).

**Sophomore at Hutchinson Community College (2022)**

- » *NJCAA ABCA/Rawlings Gold Glove Award (3B)*
- » *NJCAA All-American (Second Team)*
- » *Region VI Defensive Player of the Year*
- » *Region VI Gold Glove Award (3B)*
- » *All-KJCCC West (First Team)*
- » *All-Region VI (First Team)*

Played in 60 games, slashing .411/.511/.804 with 19 home runs and 83 RBI ... Scored 69 runs on the year ... Racked up 88 hits, including 23 doubles and two triples ... Drew 33 walks ... 7-for-11 in stolen base attempts ... Posted 29 multi-hit games, including 17 two-hit games and 12 three-hit games and 23 multi-RBI games ... Recorded a season-long 16-game hitting streak ... Defensively, committed only three errors in 221 total chances (.986 fielding percentage) ... In conference play, slashed .431/.544/.836 with 13, doubles, 10 homers and 39 runs batted in over 32 games ... Finished the season tied for seventh in the NJCAA in RBI (83) and ranked No. 8 in the nation in total bases (172) ... His 19 homers tied for No. 15 in the NJCAA ... Swatted two solo home runs in the season opener at Southeast CC (Feb. 10) ... Went 3-for-5 with a home run and a season-high five RBI at Dodge City CC (May 6).

**Freshman at Hutchinson Community College (2021)**

Played in 50 games, slashing .366/.465/.695 with 13 home runs and 58 RBI ... Scored 53 runs on the year ... Totaled 60 hits, including 13 doubles and a triple ... Drew 28 walks ... 7-for-7 in stolen base attempts ... In conference play, slashed .402/.482/.794 with 11 homers and 39 RBI over 31 games ... Recorded a season-best four hits, including a double and a home run, with three RBI in game one of a doubleheader against Pratt CC (April 3) ... In the second game of the twin bill against Pratt CC, tallied a school-record nine RBI on three hits – all of which were home runs ... Socked two homers at Dodge City CC (May 6), driving in three runs.

**High School**

Attended Golden High School in Golden, Colo. ... Also played basketball.

**2024 RAZORBACKS**





2024 RAZORBACKS

Career Stats

Year	Avg.	GP-GS	AB	R	H	2B	3B	HR	RBI	TB	SLG%	BB	HBP	SO	GDP	OB%	SF	SH	SB-ATT	PO	A	E	FLD%	
2021																								
2022																								
2023	.346	28-21	78	12	27	3	1	2	14	38	.487	11	4	11	1	.442	2	0	0-0	21	5	1	.963	
<b>TOTAL</b>	<b>.346</b>	<b>28-21</b>	<b>78</b>	<b>12</b>	<b>27</b>	<b>3</b>	<b>1</b>	<b>2</b>	<b>14</b>	<b>38</b>	<b>.487</b>	<b>11</b>	<b>4</b>	<b>11</b>	<b>1</b>	<b>.442</b>	<b>2</b>	<b>0</b>	<b>0-0</b>	<b>21</b>	<b>5</b>	<b>1</b>	<b>.963</b>	





# PEYTON STOVALL

INF • Junior • 5-11 • 200 • L/R  
Haughton, La. • Haughton HS

# 10

## Sophomore (2023)

» Spring SEC Academic Honor Roll

One of the Razorbacks' three team captains ... Started all 38 games played in at second base before suffering a season-ending injury ... Slashed .253/.330/.393 with five home runs and 31 runs batted in ... Scored 30 runs ... Racked up 38 hits, including four doubles and one triple ... Drew 15 walks and was hit by five pitches ... 3-for-4 in stolen base attempts on the year ... Posted 10 multi-hit games and eight multi-RBI games, including a pair of four-RBI efforts ... Recorded a season-long seven-game hitting streak ... Had a season-long reached base streak of 12 games ... Defensively, logged a .982 fielding percentage with three errors in 168 total chances ... In SEC play, slashed .193/.263/.277 with two homers and 14 RBI over 21 games ... Committed just two errors in league play, finishing with a .981 fielding percentage ... Drove in two runs and drew a season-high two walks vs. #9 Oklahoma State (Feb. 19) in the College Baseball Showdown at Globe Life Field in Arlington, Texas ... Stole a season-high two bases against Grambling (Feb. 21) ... Collected a season-high three hits, including his first home run of the season, against Illinois State, finishing 3-for-6 with two runs scored and an RBI ... Had his second consecutive three-hit game of the year against Wright State (March 3), hitting a home run and driving in a season-high four runs ... Finished a home run shy of the cycle against Louisiana Tech (March 11), going 3-for-4 with a double, a triple and an RBI ... Had three RBI and scored two runs against Louisiana Tech (March 12) to help power the Razorbacks to the series sweep ... Delivered a two-hit game with an RBI in a series-opening win at #1 LSU (March 24) ... Went 3-for-5 with a home run, his first in SEC play, and two RBI in the second game of a doubleheader at Ole Miss (April 7) ... Swatted a grand slam against Texas A&M (April 27) ... Named a preseason All-American by Baseball America ... Also earned a spot on the preseason Coaches All-SEC Team.

## Freshman (2022)

» NCAA Stillwater Regional All-Tournament Team

» First-Year SEC Academic Honor Roll

Played in 52 games with 51 starts (48 at first base, three at second base) as a true freshman ... Slashed .295/.373/.425 with six homers and 31 runs batted in ... Scored 40 runs ... Had 59 hits, including eight doubles, on the year ... Tallied 85 total bases ... Drew 19 walks and was hit by six pitches ... Went a perfect 1-for-1 in stolen base attempts ... Recorded 18 multi-hit games, including five three-hit games and one five-hit effort ... Had 10 multiple RBI games, including two three-RBI performances and one four-RBI efforts ... Season-long 11-game hitting streak was tied for second longest on the Hogs ... Season-long reached base streak of 17 games ... Finished the season ranked fourth on the Razorbacks in batting average (.295) ... Defensively, committed only two errors in 441 total chances (.995 fielding percentage) to help Arkansas set a new school record in team fielding percentage (.982) for the year ... Tied with C Michael Turner for the team lead in fielding percentage ... Helped turn 26 double plays ... In SEC play, posted a .218/.322/.346 slash line over 21 games ... Hit two home runs with eight RBI ... Totaled 17 hits, including four doubles, and 13 runs scored ... Defensively, committed only one error against SEC opponents ... Made his collegiate debut in the season opener against Illinois State (Feb. 18), earning the start at first base ... Collected his first two collegiate hits, including a double, against Illinois State (Feb. 20) ... Socked his first collegiate home run against Omaha (March 2), driving in two runs ... Had a three-hit game with two RBI against Grambling (March 16) ... Homered against Kentucky (March 19), the first SEC home run of his career ... Drew a season-high two walks against Mississippi State (April 1) ... Scored a season-high four run against UCA (April 5), also swatting a home run in the Hogs' win ... Tallied three hits, including two doubles, at Texas A&M (April 24) ... In the NCAA Tournament, slashed a team-leading .429/.451/.571 with two homers and 13 RBI in 11 games ... Tied with C Michael Turner for the team lead in hits (21) during the postseason ... Earned a spot on the NCAA Stillwater Regional All-Tournament Team after posting a .500/.556/.500 slash line over four games ... Team-best batting average (.500) with eight hits in 16 at-bats, scoring five runs and recording two RBI ... Had two hits and two runs batted in against #6 Oklahoma State (June 6) in an elimination-game win ... In the NCAA Chapel Hill Super Regional, went 4-for-8 (.500/.500/.875) with a solo home run and two runs scored ... Homered in game one of the super regional at #11 UNC (June 11) before collecting three hits in game two against the Tar Heels (June 12) ... In the College World Series, slashed .360/.360/.520 with one home run and a team-leading 10 RBI in five games ... Went 9-for-25 at the plate, recording multiple base hits and multiple RBI in three of his five games played ... Teed off vs. #2 Stanford (June 18), collecting four runs batted in on a pair of hits ... Homered and drove in three runs vs. Ole Miss (June 20) ... Racked up a season-high five hits, including a double, and tallied three runs batted in vs. #25 Auburn (June 21) ... Became the first player with five hits in a College World Series game since UNC's Dustin Ackley (2009) ... Entered the campaign as the preseason SEC Freshman of the Year by both Baseball America and D1Baseball ... Also named a preseason All-American by Baseball America.

## High School

Attended Haughton High School in Haughton, La. ... Ranked by Perfect Game as the No. 47 overall prospect and the No. 11 shortstop in the class of 2021 ... No. 1 overall prospect and No. 1 shortstop in the state of Louisiana by Perfect Game ... Ranked by Prep Baseball Report as the No. 18 overall prospect and the No. 7 shortstop in the country ... No. 1 overall prospect and No. 1 shortstop in Louisiana by Prep Baseball Report ... Ranked as the No. 16 2021 high school MLB draft prospect by Baseball America ... 2021 Collegiate Baseball High School All-American ... 2021 Perfect Game Preseason All-American - Southeast All-Region First Team ... 2020 Perfect Game Preseason Underclass All-American - Southeast Region Honorable Mention.





2024 RAZORBACKS

Career Stats

Year	Avg.	GP-GS	AB	R	H	2B	3B	HR	RBI	TB	SLG%	BB	HBP	SO	GDP	OB%	SF	SH	SB-ATT	PO	A	E	FLD%
2022	.295	52-51	200	40	59	8	0	6	31	85	.425	19	6	39	1	.373	0	1	1-1	413	26	2	.995
2023	.253	38-38	150	30	38	4	1	5	31	59	.393	15	5	27	1	.330	6	0	3-4	75	90	3	.982
<b>TOTAL</b>	<b>.277</b>	<b>90-89</b>	<b>250</b>	<b>70</b>	<b>97</b>	<b>12</b>	<b>1</b>	<b>11</b>	<b>62</b>	<b>144</b>	<b>.411</b>	<b>34</b>	<b>11</b>	<b>66</b>	<b>2</b>	<b>.354</b>	<b>6</b>	<b>1</b>	<b>4-5</b>	<b>488</b>	<b>116</b>	<b>5</b>	<b>.992</b>





# JAYSON JONES

**INF/OF • Sophomore • 6-2 • 215 • R/R**  
**Savannah, Texas • Braswell HS**

# 13

**Freshman (2023)**

» *First-Year SEC Academic Honor Roll*

Played in 20 games with 13 starts (four at third base, four as designated hitter, three at first base, one at shortstop, one in left field) as a true freshman ... Slashed .196/.403/.370 with two home runs and six RBI ... Scored 12 runs ... Totaled nine base hits, including a pair of doubles ... Drew 14 walks and was hit by two pitches ... 2-for-2 in stolen base attempts on the year ... Two multi-hit games and two multi-RBI games ... Season-long four-game hitting streak ... Season-long four-game reached base streak ... Defensively, committed only one error in 25 total chances (.960 fielding percentage) ... Made his collegiate debut vs. #15 TCU (Feb. 18) in the College Baseball Showdown at Globe Life Field in Arlington, Texas ... Socked his first career home run in his second career at-bat ... Earned his first collegiate start at third base vs. #9 Oklahoma State (Feb. 19) in the College Baseball Showdown at Globe Life Field in Arlington, Texas, and drew a season-high three walks ... Started as designated hitter against Wright State (March 4) and went 2-for-5 with a double, a home run and two RBI ... Matched his season high in walks (3) against UNLV (March 14) ... Tallied his second career multi-hit game in a start against SEMO (March 21), going 2-for-4 with a pair of RBI ... SEC debut came in the first game of a doubleheader at #1 LSU (March 25) ... Drew three walks, matching his season high, and scored a season-high three runs against Little Rock (April 11) ... Recorded his fourth three-walk game of the season vs. Lipscomb (May 2) at Dickey-Stephens Park in North Little Rock, Ark. ... Earned his first SEC start in left field at Mississippi State (April 25).

**High School**

Attended Braswell High School in Aubrey, Texas ... Ranked by Perfect Game as the No. 5 overall prospect and the No. 2 shortstop in the class of 2022 ... No. 1 overall prospect and the No. 1 shortstop in the state of Texas by Perfect Game ... Ranked by Prep Baseball Report as the No. 9 overall prospect and the No. 2 shortstop in the country ... No. 1 overall prospect and the No. 1 shortstop in Texas by Prep Baseball Report ... No. 8 on Baseball America's list of Top 2022 High School MLB Draft Prospects ... No. 33 on Perfect Game's Top 300 2022 MLB Draft Board ... 2022 Perfect Game Preseason All-American - Texas All-Region First Team ... 2021 Perfect Game All-American Classic participant ... 2021 Perfect Game Preseason All-American - Texas All-Region First Team ... 2020 Perfect Game Preseason Underclass All-American - Texas All-Region Second Team ... 2019 Perfect Game Preseason Underclass All-American - Honorable Mention.

2024 RAZORBACKS





2024 RAZORBACKS

Career Stats

Year	Avg.	GP-GS	AB	R	H	2B	3B	HR	RBI	TB	SLG%	BB	HBP	SO	GDP	OB%	SF	SH	SB-ATT	PO	A	E	FLD%
2023	.196	20-13	46	12	9	2	0	2	6	17	.370	14	2	15	3	.403	0	0	2-2	15	9	1	.960
<b>TOTAL</b>	<b>.196</b>	<b>20-13</b>	<b>46</b>	<b>12</b>	<b>9</b>	<b>2</b>	<b>0</b>	<b>2</b>	<b>6</b>	<b>17</b>	<b>.370</b>	<b>14</b>	<b>2</b>	<b>15</b>	<b>3</b>	<b>.403</b>	<b>0</b>	<b>0</b>	<b>2-2</b>	<b>15</b>	<b>9</b>	<b>1</b>	<b>.960</b>





# HUDSON POLK

**C • Senior • 6-1 • 210 • R/R**  
**Coppell, Texas • Coppell HS / Oklahoma**

# 16

**Junior (2023)**

» *First-Year SEC Academic Honor Roll*

Played in 26 games with 19 starts (all 19 at catcher) ... Slashed .190/.342/.310 with two home runs and seven RBI ... Scored 10 runs ... Totaled 10 base hits, including one double, to go along with eight walks and six hit-by-pitches on the year ... One multi-hit game and two multi-RBI games ... Season-long two-game hitting streak and four-game reached base streak ... Defensively, committed only one error in 173 total chances (.994 fielding percentage) behind the plate ... In SEC play, slashed .188/.176/.438 with one homer and two runs batted in over eight games ... Made his Razorback debut in the season opener vs. Texas (Feb. 17) in the College Baseball Showdown at Globe Life Field in Arlington, Texas ... Socked a solo home run vs. #15 TCU (Feb. 18) in the College Baseball Showdown at Globe Life Field in Arlington, Texas ... Scored a season-high two runs against Grambling (Feb. 21) ... Drove in a season-high two runs against Little Rock (April 11), also scoring a pair of runs in the contest to match his season high ... Lone double of the year came in a start at Georgia (April 21) ... Connected on his second home run of the season at Georgia (April 22), driving in two runs in the ballgame ... In the NCAA Fayetteville Regional, carded his first multi-hit game of the season with a 2-for-3 effort at the plate vs. #17 TCU (June 4).

**Sophomore at Oklahoma (2022)**

Played in 12 games with six starts at catcher ... Slashed .313/.522/.563 (5-for-16) with five runs batted in and five runs scored ... Had two doubles and a triple on the year ... Drew seven walks ... 1-for-1 in stolen base attempts ... Made his first start of the season vs. Northwestern State (Feb. 27) ... Collected his first RBI of the year against UTSA (March 13) ... Drew a pair of walks against New Orleans (March 20) ... Racked up a season-high three hits, including a double and a triple, with two RBI against Pacific (April 16) ... Recorded a pinch-hit double at Kansas (April 24), driving in a pair of runs ... Appeared as a defensive substitute vs. Liberty (June 3) in the NCAA Gainesville Regional.

**Freshman at Oklahoma (2021)**

Appeared in four games and made one start at catcher ... Recorded two hits (.333 batting average), three RBI and one home run ... Hit a two-run home run in his first collegiate start against Texas Southern (April 14) ... Singled in a run against Texas Tech (May 4).

**High School**

Attended Coppell High School in Coppell, Texas ... Rated as the No. 31 player in Texas and No. 204 in the nation by Prep Baseball Report ... Named district Most Valuable Player as a sophomore after batting .390 with three home runs ... Earned first-team all-district catcher honors as a freshman.

2024 RAZORBACKS





2024 RAZORBACKS

Career Stats

Year	Avg.	GP-GS	AB	R	H	2B	3B	HR	RBI	TB	SLG%	BB	HBP	SO	GDP	OB%	SF	SH	SB-ATT	PO	A	E	FLD%
2021 (OU)	.333	4-1	6	1	2	0	0	1	3	5	.833	0	0	0	0	.333	0	0	0-0	21	1	0	1.000
2022 (OU)	.313	12-6	16	5	5	2	1	0	5	9	.563	7	0	8	0	.522	0	1	1-1	43	6	1	.980
2023	.190	26-19	58	10	11	1	0	2	7	18	.310	8	6	16	3	.342	1	0	0-2	166	6	1	.994
<b>TOTAL</b>	<b>.225</b>	<b>42-26</b>	<b>80</b>	<b>16</b>	<b>18</b>	<b>3</b>	<b>1</b>	<b>3</b>	<b>15</b>	<b>32</b>	<b>.400</b>	<b>15</b>	<b>6</b>	<b>24</b>	<b>3</b>	<b>.382</b>	<b>1</b>	<b>1</b>	<b>1-3</b>	<b>230</b>	<b>13</b>	<b>2</b>	<b>.992</b>





# HUNTER GRIMES

**OF • Redshirt Senior • 6-1 • 185 • R/R**  
**Kerrville, Texas • Tivy HS / UTSA / McLennan CC**

**17**

**Redshirt Junior (2023)**

Played 19 games with five starts (three in left field, two in right field) ... Slashed .185/.368/.148 (5-for-27) with seven RBI and a triple ... Scored nine runs ... Drew nine walks ... Credited with two sacrifice hits ... One multi-hit game and one multi-RBI game ... Season-long four-game hitting streak and eight-game reached base streak ... In SEC play, played in nine games with two starts ... Went 1-for-12 at the plate with three runs scored, two RBI and three walks against conference opponents ... Made his Razorback debut vs. #9 Oklahoma State (Feb. 19) in the College Baseball Showdown at Globe Life Field in Arlington, Texas, collecting a pinch-hit single in his first at-bat ... Entered as a pinch hitter against UNLV (March 14) and went 2-for-2, including a triple, with two runs scored and an RBI ... Earned his first start as a Razorback against SEMO (March 21), going 1-for-4 with a run scored and an RBI ... In a start against Little Rock (April 11), drove in a season-high three runs and drew a season-high three walks ... Carded his first start in SEC play against Texas A&M (April 27), scoring a run and drawing two walks in the contest ... Credited with two sacrifice hits against Texas A&M (April 29) in his second SEC start.

**Redshirt Junior at McLennan Community College (2022)**

» All-NTJAC (*First Team*)

Played in 50 games, slashing .366/.427/.749 with 17 home runs and 66 RBI ... Scored 62 runs and totaled 70 hits, including eight doubles and seven triples ... Drew 21 walks ... Stole five bases ... In conference play, posted a .342/.395/.649 slash line with eight homers and 37 runs batted in ... Drove in a season-high five runs against Ranger College (March 9), collecting three hits with a triple ... Went 4-for-5 with four home runs and four RBI at Grayson College (May 7) ... Homered twice vs. Howard College (May 13) and drove in four runs ... Collected a season-high four hits, including a triple and a home run, with four runs scored and two runs batted in against Midland College (May 16) ... Hit a home run in five consecutive games to end the season: against Midland College (May 16-17), against San Jacinto College-North (May 28), vs. Snead State (May 29), against Cowley County CC (May 30).

**Junior at UTSA (2021)**

Redshirt season ... Did not appear in any games.

**Sophomore at UTSA (2020)**

Played in five games, including one start on the mound, during the pandemic-shortened season ... Went 2-for-13 at the plate with three runs scored and a walk ... In his lone start of the season against Quinnipiac (Feb. 16), tossed five innings of two-run ball (both unearned) with a pair of strikeouts to earn the win.

**Freshman at UTSA (2019)**

Played in 36 games, making 17 starts in the field and four starts on the mound ... Slashed .303/.343/.515 with four home runs and nine RBI ... Scored 12 runs ... Totaled 20 hits, including two doubles ... Stole two bases ... Posted six multiple hit games and three multiple RBI games ... On the mound, went 2-2 with a 6.59 ERA over 28.2 innings of work ... Struck out 27 ... Allowed 21 earned runs on 36 hits and 14 walks ... Only player on the team with a multi-homer game in 2019, homering twice at Louisiana Tech (April 5) ... Delivered a four-hit, four-run performance against Western Kentucky (May 24).

**High School**

Attended Tivy High School in Kerrville, Texas ... Named first-team all-district at shortstop and pitcher in 2017 and 2018 ... Led team to the district championship in 2017 and 2018.

2024 RAZORBACKS





2024 RAZORBACKS

Career Stats

Year	Avg.	GP-GS	AB	R	H	2B	3B	HR	RBI	TB	SLG%	BB	HBP	SO	GDP	OB%	SF	SH	SB-ATT	PO	A	E	FLD%
2019 (UTSA)	.303	22-17	66	12	20	2	0	4	9	34	.515	3	1	16	0	.343	0	1	2-3	27	46	4	.948
2020 (UTSA)	.154	5-3	13	3	2	0	0	0	0	2	.154	1	0	2	0	.214	0	0	0-0	1	1	0	1.000
2021 (UTSA)																							
2022																							
2023	.185	19-5	27	9	5	0	1	0	7	7	.259	9	0	14	0	.368	2	2	0-1	16	1	1	.944
<b>TOTAL</b>	<b>.255</b>	<b>46-25</b>	<b>106</b>	<b>24</b>	<b>27</b>	<b>2</b>	<b>1</b>	<b>4</b>	<b>16</b>	<b>43</b>	<b>.406</b>	<b>13</b>	<b>1</b>	<b>32</b>	<b>0</b>	<b>.336</b>	<b>2</b>	<b>3</b>	<b>2-4</b>	<b>44</b>	<b>48</b>	<b>5</b>	<b>.948</b>



# REESE ROBINETT

INF • Sophomore • 6-3 • 220 • L/R  
 Kennett, Mo. • Kennett HS

# 18

**Freshman (2023)**

» *First-Year SEC Academic Honor Roll*

Played in 14 games with five starts (three at first base, two at third base) as a true freshman ... Slashed .240/.269/.480 (6-for-25) with two home runs and seven RBI ... Scored seven runs on the year ... One multi-hit game and two multi-RBI games during the season ... Season-long three game-hitting streak and three-game reached base streak ... Defensively, did not commit an error in 27 total chances (1.000 fielding percentage) ... In SEC play, played in four games with one start ... Slashed .167/.167/.667 (1-for-6) with one home run and four RBI ... Made his collegiate debut against No. 9 Oklahoma State (Feb. 19) in the College Baseball Showdown at Globe Life Field in Arlington, Texas, collecting a single in his first at-bat as a Razorback before coming around to score his first career run ... Picked up his first two career RBI against UNLV (March 14) ... Swatted his first collegiate home run against SEMO (March 21), finishing 2-for-4 with a solo homer and two runs scored ... Made his SEC debut as a pinch hitter at No. 1 LSU (March 24) and hit a three-run home run in his lone plate appearance ... Collected a pinch-hit RBI in the second game of a doubleheader at No. 1 LSU (March 25) ... Drew his first collegiate walk against Omaha (March 28).

**High School**

Attended Kennett High School in Kennett, Mo. ... Ranked by Perfect Game as a top-500 overall prospect and the No. 35 third baseman in the class of 2022 ... No. 4 overall prospect and No. 2 third baseman in the state of Missouri by Perfect Game ... Ranked by Prep Baseball Report as the No. 97 overall prospect and the No. 7 third baseman in the country ... No. 2 overall prospect and No. 1 third baseman in Missouri by Prep Baseball Report ... 2022 Perfect Game Preseason All-American - Central All-Region Second Team ... 2021 Perfect Game Preseason Underclass All-American - Central All-Region First Team.





2024 RAZORBACKS

Career Stats

Year	Avg.	GP-GS	AB	R	H	2B	3B	HR	RBI	TB	SLG%	BB	HBP	SO	GDP	OB%	SF	SH	SB-ATT	PO	A	E	FLD%
2023	.240	14-5	25	7	6	0	0	2	7	12	.480	1	0	9	1	.269	0	0	0-0	22	5	0	1.000
<b>TOTAL</b>	<b>.240</b>	<b>14-5</b>	<b>25</b>	<b>7</b>	<b>6</b>	<b>0</b>	<b>0</b>	<b>2</b>	<b>7</b>	<b>12</b>	<b>.480</b>	<b>1</b>	<b>0</b>	<b>9</b>	<b>1</b>	<b>.269</b>	<b>0</b>	<b>0</b>	<b>0-0</b>	<b>22</b>	<b>5</b>	<b>0</b>	<b>1.000</b>



# PEYTON HOLT

**INF/OF • Senior • 5-10 • 205 • R/R**  
**Greenwood, Ark. • Greenwood HS / Crowder College**

# 24

### Junior (2023)

Played in 31 games with 19 starts (17 at second base, two at third base) ... Slashed .392/.489/.581 with two home runs and 17 RBI over 74 at-bats ... Scored 24 runs ... Totaled 29 base hits, including four doubles and two triples ... Drew nine walks and was hit by five pitches on the year ... Perfect 6-for-6 in stolen base attempts ... 10 multi-hit games and four multi-RBI games ... Season-long 10-game hitting streak and 13-game reached base streak ... In SEC play, played in 13 games with nine starts ... Slashed .441/.513/.647 with one home run and eight RBI over 34 at-bats against conference opponents ... Had 15 hits, including four doubles, and scored nine runs ... Struck out just four times, while drawing three walks and getting hit by a pair of pitches ... Went 5-for-5 in stolen base attempts ... Defensively, did not commit an error in 30 total chances and finished with a 1.000 fielding percentage in league action ... Made his Razorback debut as a pinch hitter vs. #9 Oklahoma State (Feb. 19) in the College Baseball Showdown at Globe Life Field in Arlington, Texas ... Recorded his first hit and RBI as a Razorback against the Cowboys ... Earned his first start at second base against EIU (Feb. 24), going 2-for-4 with two RBI ... In a start at third base against Louisiana Tech (March 11), jacked his first home run as a Razorback ... First triple of the year came against Louisiana Tech (March 12) ... Went 2-for-3 with a season-high four runs scored, two RBI and a season-high two walks against Little Rock (April 11) ... Picked up two hits and two RBI at Mississippi State (May 6) ... Doubled and scored two runs while also matching his season high in walks (2) against #6 South Carolina (May 12) ... Had a season-high three hits, including a double, with two runs scored and a stolen base against #6 South Carolina (May 14) ... Turned in his second consecutive three-hit game on the road at #12 Vanderbilt (May 18) ... Drove in a season-high four runs with a two-hit effort, including a home run, in the second game of the series at #12 Vanderbilt (May 19) ... Closed out the road trip at #12 Vanderbilt (May 20) with another multi-hit game, finishing 2-for-4 with an RBI and a stolen base ... In the SEC Tournament, logged a pair of two-hit games vs. Texas A&M (May 24) and vs. #5 LSU (May 5) ... In the NCAA Fayetteville Regional, went 1-for-3 with three runs scored, two walks and a stolen base vs. Santa Clara (June 2) in the regional opener.

### Sophomore at Crowder College (2022)

Played in 59 games, slashing .425/.500/.668 with 10 home runs and 77 RBI ... Scored 70 runs on the year ... Totaled 96 hits, including 21 doubles and two triples ... Drew 31 walks ... 22-for-25 in stolen base attempts ... Defensively, committed nine errors in 195 total chances (.954 fielding percentage) ... Went 2-for-3 with a double, a home run and a season-high seven RBI against Fort Scott CC (March 3) ... Homered twice at at Three Rivers (March 21), finishing 4-for-4 with three runs scored and five RBI ... Matched his season high with seven RBI against St. Charles CC (April 14).

### Freshman at Crowder College (2021)

Retained eligibility due to COVID-19 pandemic ... Played in 51 games, slashing .370/.480/.680 with 11 home runs and 64 RBI ... Scored 70 runs and racked up 67 hits, including 21 doubles and a triple, on the year ... Drew 36 walks ... 8-for-8 in stolen base attempts ... Collected a season-high four hits against Mineral Area College (March 21) ... Went 3-for-4 with a double, a home run and a season-high six RBI at State Fair CC (April 3) ... Matched his season high with six RBI at Jefferson College (May 1) ... Homered twice vs. Indian Hills (June 1) in the JUCO World Series, finishing with four RBI.

### Freshman at Crowder College (2020)

Played in 17 games during the pandemic-shortened season, slashing .407/.515/.648 with two home runs and 10 RBI ... Scored 23 runs and totaled 22 hits, including three doubles and a pair of triples ... Drew 11 walks ... 5-for-5 in stolen base attempts on the year ... Went 5-for-5 with a solo home run at Seminole State College (Feb. 17) ... Had two hits, including a double, with a season-high two RBI vs. North Iowa Area CC (March 8).

### High School

Attended Greenwood High School in Greenwood, Ark. ... Ranked the No. 1 shortstop and the No. 4 overall prospect in Arkansas by Perfect Game ... No. 74 shortstop nationally and No. 379 overall prospect in the nation according to Perfect Game ... Also played football.

2024 RAZORBACKS





2024 RAZORBACKS

Career Stats

Year	Avg.	GP-GS	AB	R	H	2B	3B	HR	RBI	TB	SLG%	BB	HBP	SO	GDP	OB%	SF	SH	SB-ATT	PO	A	E	FLD%
2020										PLAYED AT CROWDER COLLEGE (NJCAA)													
2021										PLAYED AT CROWDER COLLEGE (NJCAA)													
2022										PLAYED AT CROWDER COLLEGE (NJCAA)													
2023	.392	31-19	74	24	29	4	2	2	17	43	.581	9	5	13	4	.489	0	0	6-6	28	37	2	.970
<b>TOTAL</b>	<b>.392</b>	<b>31-19</b>	<b>74</b>	<b>24</b>	<b>29</b>	<b>4</b>	<b>2</b>	<b>2</b>	<b>17</b>	<b>43</b>	<b>.581</b>	<b>9</b>	<b>5</b>	<b>13</b>	<b>4</b>	<b>.489</b>	<b>0</b>	<b>0</b>	<b>6-6</b>	<b>28</b>	<b>37</b>	<b>2</b>	<b>.970</b>



# BRADY TYGART

**RHP • Junior • 6-2 • 215 • R/R**  
**Hernando, Miss. • Lewisburg HS**

# 25

**Sophomore (2023)**

» *Spring SEC Academic Honor Roll*

Made 10 appearances, including six starts, on the mound ... Finished his sophomore season with a 3-1 record with a 3.20 ERA and 31 strikeouts in 25.1 innings ... Also logged one save ... Allowed just 11 runs (nine earned) and issued only eight walks all season ... Limited opposing hitters to a .167 batting average ... In SEC play, made four appearances (all starts) on the mound and posted a 1-0 record with a 1.80 ERA in 10.0 innings ... Allowed just two runs while striking out 12 ... Held opposing hitters to a minuscule .094 batting average in SEC play ... Made his season debut in relief vs. Texas (Feb. 17) in the College Baseball Showdown at Globe Life Field in Arlington, Texas, striking out three over 1.2 scoreless innings of work to earn his lone save of the year ... Threw two shutout innings in relief against Grambling (Feb. 21), racking up four strikeouts and earning his first win of the season along the way ... After missing time due to an injury, returned in a starting role against Texas A&M (April 28) and threw one scoreless inning ... Made his next start at Mississippi State (May 6), striking out one over two shutout frames to earn his second win of the season ... Fanned four over three scoreless innings in a start against #6 South Carolina (May 13) ... Racked up a season-high seven strikeouts in a start at #12 Vanderbilt (May 19), working four innings of two-run ball ... In the SEC Tournament, started against Texas A&M (May 27) and struck out three over 3.1 innings ... In the NCAA Fayetteville Regional, started in an elimination game vs. Santa Clara (June 4) and tossed a season-long 5.2 innings with six strikeouts ... Allowed three runs (two earned) on three hits and three walks in the postseason start ... Before the season, named a preseason All-American by D1Baseball ... Also named to the preseason All-SEC First Team by the league's head coaches ... Earned a spot on the preseason watch list for the NCBWA Stopper of the Year Award.

**Freshman (2022)**

- » *Collegiate Baseball Newspaper Freshman All-American*
- » *NCBWA Freshman All-American (First Team)*
- » *Perfect Game Freshman All-American (First Team)*
- » *Freshman All-SEC Team*
- » *SEC Freshman of the Week (May 2)*

Emerged as the Razorbacks' relief ace as a true freshman ... Made 24 relief appearances on the mound, posting a 3-4 record with a 3.82 ERA in 37.2 innings ... Tallied a team-leading eight saves, including six multi-inning saves ... Struck out 51 while limiting opposing hitters to a .212 batting average ... Allowed 17 runs (16 earned) on 28 hits and 21 walks ... Dominant in SEC play, logging a 1.91 ERA and seven saves in 28.1 innings ... Struck out 40 on the year, racking up multiple strikeouts in 13 of his 24 relief appearances ... Limited SEC hitters to a .160 batting average ... Allowed seven runs (six earned) on 15 hits and 15 walks ... Made his collegiate debut against Omaha (March 2), fanning a pair in a scoreless frame of work ... Earned his first collegiate save in game one of a doubleheader against Southeastern (March 5) ... SEC debut came against Kentucky (March 20), twirling two scoreless innings for his second save ... Punched out five in two innings of scoreless relief at Missouri (March 25) to earn his third save of the season ... Racked up a season-high seven strikeouts in a season-long 3.2 innings out of the bullpen against Mississippi State (April 3) ... Named the SEC Freshman of the Week after tossing five scoreless innings of relief with seven strikeouts and one save across two games against Ole Miss (April 30-May 1) ... Secured his eight save of the year at Alabama (May 19), tossing 1.2 scoreless innings with two strikeouts ... Made four appearances in the NCAA Tournament, throwing a scoreless inning of relief at #11 UNC (June 12) in the NCAA Chapel Hill Super Regional ... Named a Freshman All-American by Collegiate Baseball Newspaper, National Collegiate Baseball Writers Association and Perfect Game at the year's end ... Landed on the Freshman All-SEC Team ... Earned an invite to the USA Baseball Collegiate National Team Training Camp following the season ... Member of an Arkansas pitching staff that set a new school record with 674 strikeouts in 2022.

**High School**

Attended Lewisburg High School in Olive Branch, Miss. ... Ranked by Perfect Game as the No. 73 overall prospect and the No. 20 right-handed pitcher in the class of 2021 ... No. 2 overall prospect and the No. 1 right-handed pitcher in the state of Mississippi by Perfect Game ... Ranked by Prep Baseball Report as the No. 110 overall prospect and the No. 30 right-handed pitcher in the country ... No. 3 overall prospect and No. 1 right-handed pitcher in Mississippi by Prep Baseball Report ... 2021 Perfect Game Preseason All-American - Southeast All-Region First Team.

**2024 RAZORBACKS**





2024 RAZORBACKS

Career Stats

Year	ERA	W-L	App	GS	CG	SHO/CBO	SV	IP	H	R	ER	BB	SO	2B	3B	HR	BF	B/Avg.	WP	HBP	BK	SFA	SHA	PO	A	E	FLD%
2022	3.82	3-4	24	0	0	0/0	8	37.2	28	17	16	21	51	3	0	3	166	.212	1	9	0	1	3	0	3	3	.500
2023	3.20	3-1	10	6	0	0/0	1	25.1	15	11	9	8	31	3	0	4	102	.167	0	4	0	0	0	0	1	1	.500
<b>TOTAL</b>	<b>3.57</b>	<b>6-5</b>	<b>34</b>	<b>6</b>	<b>0</b>	<b>0/0</b>	<b>9</b>	<b>63.0</b>	<b>43</b>	<b>28</b>	<b>25</b>	<b>29</b>	<b>82</b>	<b>6</b>	<b>0</b>	<b>7</b>	<b>268</b>	<b>.194</b>	<b>1</b>	<b>13</b>	<b>0</b>	<b>1</b>	<b>3</b>	<b>0</b>	<b>4</b>	<b>4</b>	<b>.500</b>



# KOTY FRANK

**RHP • Graduate • 6-2 • 225 • R/R**

**Tushka, Okla. • Tushka HS / Eastern Oklahoma State College / Nebraska**

# 28

**Graduate (2023)**

» *First-Year SEC Academic Honor Roll*

Made six appearances on the mound before suffering a season-ending injury ... Went 0-0 with a 3.09 ERA in 11.2 innings of work ... Allowed four runs on nine hits and one walk while striking out nine ... Limited opposing hitters to a .214 batting average ... Made his Razorback debut vs. Texas (Feb. 17) in the College Baseball Showdown at Globe Life Field in Arlington, Texas ... Punched out one in a scoreless inning of relief vs. #9 Oklahoma State (Feb. 19) in the College Baseball Showdown at Globe Life Field in Arlington, Texas ... Racked up a season-high three strikeouts over 2.2 scoreless innings against Grambling (Feb. 21) ... Went a season-long four innings in relief against Illinois State (March 1), matching his season high with three strikeouts.

**Senior at Nebraska (2022)**

» *Academic All-Big Ten*

Made 14 appearances with seven starts on the mound ... Went 5-0 with a 3.81 ERA ... Totaled 70 strikeouts in 59 innings ... Limited opposing hitters to a .241 batting average ... Had five starts with at least five innings ... Notched seven outings with at least six strikeouts, including a season-high 10 strikeouts against Northwestern State ... Posted wins against Northwestern State, Michigan, Indiana, Minnesota and Michigan State ... Member of Nebraska's combined one-hitter against BYU, which was the first for the Huskers since March 9, 2019 ... Against BYU, Frank pitched allowed one hit in 6.2 shutout innings with seven strikeouts ... Recorded nine strikeouts in 5.1 innings against Indiana and five innings vs. Michigan.

**Junior at Nebraska (2021)**

Made 13 relief appearances on the mound in first season with the Big Red ... Had a 3-1 record with one save in 27.1 innings ... Notched 21 strikeouts with a 4.94 ERA and .202 opponent batting average ... Garnered wins at Illinois, at Indiana and vs. Northeastern ... Made three consecutive relief appearances without allowing a run ... Pitched a season-high 3.2 innings at Illinois and vs. Northeastern ... Recorded season-high three strikeouts in four games ... Appeared in two games in relief in the NCAA Fayetteville Regional, earning a win while pitching 3.2 innings of relief in the opening game of the Regional against Northeastern.

**Sophomore at Eastern Oklahoma State College (2020)**

Went 5-0 in five starts with a 2.68 ERA and two complete games during the pandemic-shortened season ... Held opponents to a .175 batting average and recorded a 6-to-1 strikeout to walk ratio (48-to-8) ... Finished his career at EOSC ranked in the top five in program history in career ERA (3.33) and strikeouts (127), compiling an 11-6 record over 110.2 innings with seven complete games in 19 starts.

**Freshman at Eastern Oklahoma State College (2019)**

Led the pitching staff in ERA (3.62) and strikeouts (79) ... Posted the lowest opponent batting average among team starters (.240) ... Earned first-team All-Region honors.

**High School**

Attended Tushka High School in Tushka, Okla. ... Helped the team to a state title in 2016 and runner-up honors in 2017 and 2018 ... As an all-state performer, went 21-2 as a senior ... First start of his senior season was a 17-strikeout shutout in 6.0 innings ... Honor roll student and member of National Honor Society.

**2024 RAZORBACKS**





2024 RAZORBACKS

Career Stats

Year	ERA	W-L	App	GS	CG	SHO/CBO	SV	IP	H	R	ER	BB	SO	2B	3B	HR	BF	B/Avg.	WP	HBP	BK	SFA	SHA	PO	A	E	FLD%
2019									PLAYED AT EASTERN OKLAHOMA STATE COLLEGE (NJCAA)																		
2020									PLAYED AT EASTERN OKLAHOMA STATE COLLEGE (NJCAA)																		
2021 (NEB)	4.94	3-1	13	0	0	0/1	1	27.1	19	16	15	13	21	1	0	3	116	.202	1	6	0	1	2	1	6	0	1.000
2022 (NEB)	3.81	5-0	14	7	0	0/2	0	59.0	54	30	25	19	70	14	1	7	252	.241	2	4	0	1	3	4	6	0	1.000
2023	3.09	0-0	6	0	0	0/0	0	11.2	9	4	4	1	9	0	0	2	44	.214	1	0	0	0	1	1	2	0	1.000
<b>TOTAL</b>	<b>4.04</b>	<b>8-1</b>	<b>33</b>	<b>7</b>	<b>0</b>	<b>0/3</b>	<b>1</b>	<b>98.0</b>	<b>82</b>	<b>50</b>	<b>44</b>	<b>33</b>	<b>100</b>	<b>15</b>	<b>1</b>	<b>12</b>	<b>412</b>	<b>.227</b>	<b>4</b>	<b>10</b>	<b>0</b>	<b>2</b>	<b>6</b>	<b>6</b>	<b>14</b>	<b>0</b>	<b>1.000</b>



# DYLAN CARTER

**RHP • Redshirt Junior • 6-2 • 225 • R/R**  
**Bentonville, Ark. • Bentonville West HS / Crowder College**

# 31

**Redshirt Sophomore (2023)**

» *Spring SEC Academic Honor Roll*

Made 16 appearances on the mound before suffering a season-ending injury ... Posted a 6-0 record with a 3.65 ERA, two saves and 26 strikeouts in 37.0 innings of work ... One of five Razorback pitchers to record multiple saves on the year ... In SEC play, made nine appearances ... Went 3-0 with 4.03 ERA and one save ... Struck out 15 batters in 22.1 innings against conference opponents ... Made his Razorback debut vs. #15 TCU (Feb. 18) in the College Baseball Showdown at Globe Life Field in Arlington, Texas ... Earned his first win against Illinois State (March 1), striking out one over 2.1 scoreless innings of work ... Fanned a season-high three against Wright State (March 3) ... Recorded his second win of the season against Army (March 7), spinning three innings of one-run ball with two strikeouts ... Secured his first save against Louisiana Tech (March 10) with three scoreless innings and a pair of strikeouts ... Nabbed his third win of the season against UNLV (March 14), striking out one in 1.2 scoreless frames ... In his SEC debut, matched his season high with three strikeouts over three scoreless innings against Auburn (March 18) to earn his second save ... Matched his season high in strikeouts (3) during a relief appearance at #1 LSU (March 25) ... Fired 3.2 innings in relief against Alabama (April 2) to earn his fourth win ... Earned his fifth win at Ole Miss (April 8), tossing 1.1 innings in relief ... Threw a season-long 4.2 scoreless innings out of the bullpen against #16 Tennessee (April 16), matching his season high in strikeouts (3) en route to his sixth win of the season.

**Sophomore (2022)**

» *First-Year SEC Academic Honor Roll*

Redshirt season ... Did not appear in any games.

**Freshman at Crowder College (2021)**

Retained eligibility due to COVID-19 pandemic ... Appeared in 14 games with 13 starts ... Posted an 8-1 record with a 5.84 ERA in 61.2 innings of work ... Struck out 77 batters ... Averaged 11.24 strikeouts per nine innings ... Allowed 44 runs (40 earned) on 44 hits and 45 walks ... Tossed two complete games.

**Freshman at Crowder College (2020)**

Made three appearances, including two starts, during the pandemic-shortened season ... Struck out seven in 8.1 innings on the year for the Roughriders, finishing 1-0 with an 8.64 ERA.

**High School**

Attended Bentonville West High School in Bentonville, Ark. ... Ranked as the No. 24 player in the class of 2019 by Prep Baseball Report ... Ninth-best right-hander in the state of Arkansas in his recruiting class according to Prep Baseball Report ... 2019 Perfect Game Preseason All-American and All-Region Team - Southeast Region Honorable Mention.

**2024 RAZORBACKS**





2024 RAZORBACKS

Career Stats

Year	ERA	W-L	App	GS	CG	SHO/CBO	SV	IP	H	R	ER	BB	SO	2B	3B	HR	BF	B/Avg.	WP	HBP	BK	SFA	SHA	PO	A	E	FLD%
2020																											
2021																											
2022																											
2023	3.65	6-0	16	0	0	0/0	2	37.0	37	16	15	11	26	3	0	4	156	.264	3	2	0	3	0	3	3	0	1.000
<b>TOTAL</b>	<b>3.65</b>	<b>6-0</b>	<b>16</b>	<b>0</b>	<b>0</b>	<b>0/0</b>	<b>2</b>	<b>37.0</b>	<b>37</b>	<b>16</b>	<b>15</b>	<b>11</b>	<b>26</b>	<b>3</b>	<b>0</b>	<b>4</b>	<b>156</b>	<b>.264</b>	<b>3</b>	<b>2</b>	<b>0</b>	<b>3</b>	<b>0</b>	<b>3</b>	<b>3</b>	<b>0</b>	<b>1.000</b>





# HAGEN SMITH

LHP • Junior • 6-3 • 225 • L/L  
Bullard, Texas • Bullard HS

# 33

**Sophomore (2023)**

- » Collegiate Baseball All-American (First Team)
- » NCBWA All-American (First Team)
- » ABCA All-American (Second Team)
- » College Baseball Foundation All-American (Second Team)
- » DIBaseball All-American (Second Team)
- » Perfect Game All-American (Second Team)
- » Baseball America All-American (Third Team)
- » Golden Spikes Award Semifinalist
- » College Baseball Foundation National Pitcher of the Year Award Semifinalist
- » All-SEC (First Team)
- » SEC All-Defensive Team

Consensus All-American ... Razorbacks' wildcard for his ability to pitch as a starter or work out of the bullpen ... Arkansas' first starting pitcher to earn All-SEC first-team honors since Ryne Stanek in 2013 ... Made 18 appearances with 11 starts on the mound during outstanding sophomore campaign ... Posted an 8-2 record with a 3.64 ERA, a team-leading 109 strikeouts and two saves in 71 2/3 innings of work ... Limited opposing hitters to a .217 batting average on the year ... One of five Razorback pitchers to record multiple saves on the year ... Defensively, posted a perfect 1.000 fielding percentage to earn a spot on the SEC All-Defensive Team ... In SEC play, worked in a variety of roles, making 11 appearances with five starts ... Compiled a 5-1 record with a 3.07 ERA ... Totaled 65 strikeouts over 44.0 innings and held opposing hitters to a .201 batting average in league action ... Started on the mound in the season opener vs. Texas (Feb. 17) in the College Baseball Showdown at Globe Life Field in Arlington, Texas, racking up eight strikeouts over five shutout innings ... Earned his first win of the season in a start against EIU (Feb. 24), fanning six in 4.2 scoreless innings of work ... Racked up seven strikeouts and earned his second win of the year in his next start against Wright State (March 3) ... Punched out seven over five innings of two-run ball against Louisiana Tech (March 10) to pick up his third win ... Worked out of the bullpen in his first SEC appearance of the season, earning a three-inning save and recording five strikeouts against Auburn (March 17) ... Pitched in relief at #1 LSU, emerging from the bullpen to throw 4.2 innings with eight strikeouts and earn his fourth win of the campaign ... Notched his fifth win against Alabama (April 1), logging three strikeouts in three innings of relief work ... Returned to the starting rotation for the second game of the doubleheader at Ole Miss (April 7), striking out seven over five innings ... Earned his second save of the season against #16 Tennessee, racking up seven strikeouts over three shutout frames ... Started at Georgia (April 22) and struck out eight in five innings ... Threw four scoreless innings with four strikeouts in relief against Texas A&M (April 27) to pick up his sixth win ... Made the start at Mississippi State (May 5) and punched out eight over five innings, earning his seventh win ... Lasted a season-long 5.2 innings in a start against #6 South Carolina (May 12), striking out seven while allowing just one run ... Nabbed his eighth win of the year at #12 Vanderbilt (May 18), fanning seven over five innings of two-run ball ... In the SEC Tournament, started vs. #5 LSU (May 25) and recorded a season-high nine strikeouts in 3.2 innings ... Made two appearances in the NCAA Fayetteville Regional, including a start vs. #17 TCU (June 4) ... Also saw postseason action in relief vs. #17 TCU (June 5) and struck out six over 3.2 innings of one-run ball ... Earned midseason All-America honors from Perfect Game midway through the year ... Before the season, named a preseason All-American by Perfect Game ... Following the season, earned an invite to the USA Baseball Collegiate National Team Training Camp and made the team's 31-man roster that represented Team USA in a pair of five-game series against Chinese Taipei and Japan ... Became the 22nd Razorback since 1979 to play for the USA Baseball Collegiate National Team.

**Freshman (2022)**

- » Collegiate Baseball Newspaper Freshman All-American
- » Perfect Game Freshman All-American (Second Team)
- » Freshman All-SEC Team
- » SEC Freshman of the Week (April 18)
- » College Baseball Foundation National Pitcher of the Week (Week 9)

Emerges as the Hogs' No. 2 starter as a true freshman ... Made 20 appearances with 15 starts on the mound ... Went 7-2 with a 4.66 ERA and two saves in 77.1 innings ... Struck out 90 batters ... Member of an Arkansas pitching staff that set a new school record with 674 strikeouts in 2022 ... Limited opposing hitters to a .232 batting average ... Allowed 41 runs (40 earned) on 66 hits and 46 walks ... Picked off one runner ... Totaled six quality starts, second most among all Razorback starting pitchers ... In SEC play, made 10 appearances with nine starts ... Went 3-1 with a 5.96 ERA, striking out 47 in 45.1 innings of work ... Made his collegiate debut on the mound against Illinois State (Feb. 19), pitching six scoreless innings with five strikeouts to earn his first quality start of the year ... Fanned a season-high nine in game one of a doubleheader against Southeastern (March 5), twirling a season-long seven innings of two-run ball to earn his second quality start ... Picked up his third win of the season in a start against UIC (March 12), striking out eight over five innings of one-run ball ... Made his first SEC start against Kentucky (March 12), picking up another quality start with seven strikeouts over six innings of three-run ball ... Turned in six strong innings against Mississippi State (April 2), allowing three runs while fanning seven to nab his fourth quality start and fifth win of the season ... Delivered his strongest outing of the year against #15 LSU (April 15), pitching seven scoreless innings and striking out seven ... Named the College Baseball Foundation National Pitcher of the Week and the SEC Freshman of the Week for his stellar performance against the Tigers ... Picked up his sixth quality start of the season against Ole Miss (April 30), tossing six innings of two-run ball with eight strikeouts ... In the SEC Tournament, emerged from the bullpen vs. Florida (May 27) and threw a scoreless frame with a pair of strikeouts ... In the NCAA Tournament, made five appearances with two starts ... Went 1-0 with a 3.38 ERA and two saves in 10.2 innings of work ... Struck out 16 and limited opposing hitters to a .184 batting average during the postseason ... Earned his first collegiate save in an elimination-game win at #6 Oklahoma State (June 6), striking out four over two scoreless frames to help Arkansas advance to the super regional round ... In the NCAA Chapel Hill Super Regional, made a pair of relief appearances ... Locked down his second career save at #11 UNC (June 12) to send the Hogs to Omaha ... In the College World Series, started vs. Ole Miss (June 22) and threw five innings of two-hit, one-run ball with eight strikeouts ... Named a Freshman All-American by Collegiate Baseball Newspaper and Perfect Game at the year's end ... Landed on the Freshman All-SEC Team ... Earned an invite to the USA Baseball Collegiate National Team Training Camp following the season.

**High School**

Attended Bullard High School in Bullard, Texas ... As a senior, threw seven no-hitters, tying a Texas high-school record ... Ranked by Perfect Game as the No. 71 overall prospect and the No. 12 left-handed pitcher in the class of 2021 ... No. 4 overall prospect and the No. 1 left-handed pitcher in the state of Texas by Perfect Game ... Ranked by Prep Baseball Report as the No. 52 overall prospect and the No. 7 left-handed pitcher in the country ... Tabbed the top high-school left-handed pitcher and the No. 5 overall prospect in Texas by Prep Baseball Report ... Ranked as the No. 78 2021 high school MLB draft prospect by Baseball America ... 2021 Perfect Game Preseason All-American - Texas All-Region First Team ... 2020 Perfect Game Preseason Underclass All-American Team - Texas All-Region First Team ... 2019 Perfect Game Preseason Underclass All-American - High Honorable Mention.

2024 RAZORBACKS





2024 RAZORBACKS

Career Stats

Year	ERA	W-L	App	GS	CG	SHO/CBO	SV	IP	H	R	ER	BB	SO	2B	3B	HR	BF	B/Avg.	WP	HBP	BK	SFA	SHA	PO	A	E	FLD%
2022	4.66	7-2	20	15	0	0/1	2	77.1	66	41	40	46	90	8	1	13	346	.232	5	9	0	5	2	3	9	0	1.000
2023	3.64	8-2	18	11	0	0/1	2	71.2	56	30	29	42	109	8	0	7	310	.217	2	7	0	0	3	3	3	0	1.000
<b>TOTAL</b>	<b>4.17</b>	<b>15-4</b>	<b>38</b>	<b>26</b>	<b>0</b>	<b>0/2</b>	<b>4</b>	<b>149.0</b>	<b>122</b>	<b>71</b>	<b>69</b>	<b>88</b>	<b>199</b>	<b>16</b>	<b>1</b>	<b>20</b>	<b>656</b>	<b>.225</b>	<b>7</b>	<b>16</b>	<b>0</b>	<b>5</b>	<b>5</b>	<b>6</b>	<b>12</b>	<b>0</b>	<b>1.000</b>



# PARKER COIL

LHP • Sophomore • 6-3 • 190 • R/L  
Edmond, Okla. • Edmond Memorial HS

# 36

**Freshman (2023)**

» *First-Year SEC Academic Honor Roll*

Made 15 appearances on the mound with three starts as a true freshman ... Went 0-1 with a 6.55 ERA, 19 strikeouts and one save in 22.0 innings of work ... In SEC play, made four appearances ... Finished with an 0-1 record, a 12.27 ERA and three strikeouts in 3.1 innings ... Recorded his lone save of the season in league play ... Made his Razorback debut vs. #15 TCU (Feb. 18) in the College Baseball Showdown at Globe Life Field in Arlington, Texas ... First collegiate start came against Army (March 7), throwing a season-long 3.2 innings of three-run ball with three strikeouts ... Strung together back-to-back scoreless relief outings against Omaha (March 28) and Little Rock (April 12) ... Punched put two in 2.2 innings of relief work at Missouri State (April 25) ... Made his second career start against UNLV (March 14), striking out a season-high four over 2.1 innings ... In his SEC debut, recorded his first collegiate save against Texas A&M (April 29) with 1.2 innings of work and one strikeout ... Final start of the season came vs. Lipscomb (May 2) at Dickey-Stephens Park in North Little Rock, Ark., twirling two shutout innings with two strikeouts.

**High School**

Attended Edmond Memorial High School in Edmond, Okla. ... Ranked by Perfect Game as the No. 235 overall prospect and the No. 29 left-handed pitcher in the class of 2022 ... No. 4 overall prospect and the No. 2 left-handed pitcher in the state of Oklahoma by Perfect Game ... Ranked by Prep Baseball Report as the No. 114 overall prospect and the No. 16 left-handed pitcher in the country ... No. 5 overall prospect and No. 2 left-handed pitcher in Oklahoma by Prep Baseball Report ... No. 173 on Perfect Game's Top 300 2022 MLB Draft Board ... 2022 Perfect Game Preseason All-American - West All-Region First Team ... 2021 Perfect Game Preseason Underclass All-American - West All-Region First Team ... 2020 Perfect Game Preseason Underclass All-American - West Region Honorable Mention.

2024 RAZORBACKS





2024 RAZORBACKS

Career Stats

Year	ERA	W-L	App	GS	CG	SHO/CBO	SV	IP	H	R	ER	BB	SO	2B	3B	HR	BF	B/Avg.	WP	HBP	BK	SFA	SHA	PO	A	E	FLD%
2023	6.55	0-1	15	3	0	0/0	1	22.0	31	17	16	9	19	4	0	5	103	.344	3	1	1	3	0	2	6	1	.889
<b>TOTAL</b>	<b>6.55</b>	<b>0-1</b>	<b>15</b>	<b>3</b>	<b>0</b>	<b>0/0</b>	<b>1</b>	<b>22.0</b>	<b>31</b>	<b>17</b>	<b>16</b>	<b>9</b>	<b>19</b>	<b>4</b>	<b>0</b>	<b>5</b>	<b>103</b>	<b>.344</b>	<b>3</b>	<b>1</b>	<b>1</b>	<b>3</b>	<b>0</b>	<b>2</b>	<b>6</b>	<b>1</b>	<b>.889</b>



# JAKE FAHERTY

RHP • Junior • 6-3 • 185 • R/R  
Georgetown, Ky. • Great Crossing HS

# 37

**Sophomore (2023)**

» Spring SEC Academic Honor Roll

Made one relief appearance on the mound ... Recorded a strikeout in his lone outing of the season against Wright State (March 4).

**Freshman (2022)**

» First-Year SEC Academic Honor Roll

Made one appearance on the mound as a true freshman ... Collegiate debut came in game one of a doubleheader against UIC (March 10), recording his first career strikeout in the relief outing.

**High School**

Attended Great Crossing High School in Georgetown, Ky. ... Ranked by Perfect Game as the No. 456 overall prospect and the No. 157 right-handed pitcher in the class of 2021 ... No. 9 overall prospect and the No. 6 right-handed pitcher in the state of Kentucky by Perfect Game ... Ranked by Prep Baseball Report as the No. 13 overall prospect and the No. 10 right-handed pitcher in Kentucky ... 2021 Perfect Game Preseason All-American - Central All-Region Second Team.





2024 RAZORBACKS

Career Stats

Year	ERA	W-L	App	GS	CG	SHO/CBO	SV	IP	H	R	ER	BB	SO	2B	3B	HR	BF	B/Avg.	WP	HBP	BK	SFA	SHA	PO	A	E	FLD%
2022	0.00	0-0	1	0	0	0/0	0	0.1	0	0	0	1	1	0	0	0	3	.000	0	1	0	0	0	0	0	0	.000
2023	40.50	0-0	1	0	0	0/0	0	0.2	0	3	3	3	1	0	0	0	5	.000	0	0	2	0	0	0	0	0	.000
<b>TOTAL</b>	<b>27.00</b>	<b>0-0</b>	<b>2</b>	<b>0</b>	<b>0</b>	<b>0/0</b>	<b>0</b>	<b>1.0</b>	<b>0</b>	<b>3</b>	<b>3</b>	<b>4</b>	<b>2</b>	<b>0</b>	<b>0</b>	<b>0</b>	<b>8</b>	<b>.000</b>	<b>0</b>	<b>1</b>	<b>2</b>	<b>0</b>	<b>0</b>	<b>0</b>	<b>0</b>	<b>0</b>	<b>.000</b>

**BEN BYBEE**

**RHP • Sophomore • 6-6 • 235 • R/R**  
**Overland Park, Kan. • Blue Valley Southwest HS**

**40****Freshman (2023)**» *First-Year SEC Academic Honor Roll*

Made 15 appearances, including seven starts, on the mound as a true freshman ... Posted a 2-1 record with a 7.24 ERA in 27.1 innings ... Struck out 29 batters on the year ... In SEC play, made five appearances with two starts ... Recorded a 9.39 ERA with six strikeouts in 7.2 innings of work ... Made his collegiate debut vs. #15 TCU (Feb. 18) in the College Baseball Showdown at Globe Life Field in Arlington, Texas, recording his first career out via strikeout ... First collegiate start came against Grambling (Feb. 21), striking out three over two innings ... Best start of the season came against UNLV (March 15), twirling a season-long five scoreless innings with three strikeouts to earn his first collegiate win ... Picked up his second win of the season in a start against SEMO (March 21), striking out five over four innings of one-run ball ... Made his SEC debut in a doubleheader at #1 LSU (March 25), throwing two scoreless innings in relief with one strikeout ... Punched out a season-high six in a three-inning start against Little Rock (April 12) ... Tossed two scoreless innings in relief and fanned three at Missouri State (April 25).

**High School**

Attended Blue Valley Southwest High School in Overland Park, Kan. ... Ranked by Perfect Game as the No. 457 overall prospect and the No. 147 right-handed pitcher in the class of 2022 ... No. 4 overall prospect and No. 2 right-handed pitcher in Kansas by Perfect Game ... Ranked by Prep Baseball Report as the No. 107 overall prospect and the No. 29 right-handed pitcher in the country ... No. 1 overall prospect and No. 1 right-handed pitcher in Kansas by Prep Baseball Report ... 2022 Perfect Game Preseason All-American - Central All-Region First Team ... 2021 Perfect Game Preseason Underclass All-American - Central All-Region First Team ... 2020 Perfect Game Preseason Underclass All-American - Central All-Region Second Team ... 2019 Preseason Underclass All-American - Honorable Mention.





2024 RAZORBACKS

Career Stats

Year	ERA	W-L	App	GS	CG	SHO/CBO	SV	IP	H	R	ER	BB	SO	2B	3B	HR	BF	B/Avg.	WP	HBP	BK	SFA	SHA	PO	A	E	FLD%
2023	7.24	2-1	15	7	0	0/0	0	27.1	32	24	22	24	29	7	1	4	140	.291	4	3	0	2	1	2	0	0	1.000
<b>TOTAL</b>	<b>7.24</b>	<b>2-1</b>	<b>15</b>	<b>7</b>	<b>0</b>	<b>0/0</b>	<b>0</b>	<b>27.1</b>	<b>32</b>	<b>24</b>	<b>22</b>	<b>24</b>	<b>29</b>	<b>7</b>	<b>1</b>	<b>4</b>	<b>140</b>	<b>.291</b>	<b>4</b>	<b>3</b>	<b>0</b>	<b>2</b>	<b>1</b>	<b>2</b>	<b>0</b>	<b>0</b>	<b>1.000</b>



## WILL McENTIRE

RHP • Redshirt Senior • 6-4 • 225 • L/R  
Bryant, Ark. • Bryant HS

# 41

### Redshirt Junior (2023)

» Spring SEC Academic Honor Roll

Made 21 appearances with 10 starts on the mound ... Posted an 8-3 record with a 5.07 ERA and two saves in a team-leading 87.0 innings ... Struck out 83 batters on the year, second-most behind only LHP Hagen Smith (109) ... Threw one complete game, the first by a Razorback pitcher since 2016 ... One of five Arkansas pitchers to record multiple saves during the season ... In SEC play, made 11 appearances, including six starts, on the mound ... Logged a 3-3 record with a 5.61 ERA and two saves ... Racked up 53 strikeouts in 51.1 innings of work against conference foes ... Made his first start of the season vs. #15 TCU (Feb. 18) in the College Baseball Showdown at Globe Life Field in Arlington, Texas ... Best outing of the season came in a start against Louisiana Tech (March 11), throwing a nine-inning complete game with six strikeouts on 97 pitches ... Allowed just one unearned run on three hits and a walk ... His nine-inning complete game was the first by a Razorback pitcher since RHP Dominic Taccolini's 10-inning complete game shutout against SEC East foe Kentucky in 2016 ... His three-hitter was the first by a Razorback pitcher since RHP Ryne Stanek's nine-inning complete game three-hitter at #6 South Carolina in 2013 ... Logged a quality start in SEC play against Auburn (March 18) with six strikeouts over six innings of three-run ball ... Turned in another quality start in SEC play against #16 Tennessee, spinning six innings of two-run ball with five punchouts ... Tallied eight strikeouts over 5.2 innings in relief against Texas A&M (April 28) ... Earned his first save of the season at Mississippi State (May 6), allowing just two runs over five innings while fanning four ... Went six innings in relief against #6 South Carolina (May 13), striking out a season-high nine while allowing three runs ... Recorded his second save of the year at #12 Vanderbilt (May 18) with four scoreless innings and six strikeouts.

### Redshirt Sophomore (2022)

» Spring SEC Academic Honor Roll

Made 12 appearances, including eight starts, on the mound ... Went 2-2 with a 2.59 ERA and one save in 48.2 innings ... Struck out 49 batters ... Member of a Razorback pitching staff that set a new school record with 674 strikeouts in 2022 ... Limited opposing hitters to a .198 batting average ... Allowed 15 runs (14 earned) on 34 hits and 23 walks on the year ... Turned in two quality starts ... In SEC play, made three appearances with one start ... Posted a 3.48 ERA in 10.1 innings with 11 strikeouts ... Season debut came in game two of a doubleheader against UAPB (April 12), throwing three scoreless innings with five strikeouts in his first start of the year ... Started against Arkansas State (April 20) and struck out five over 4.2 innings of one-run ball ... Earned his first quality start of the year against UCA (April 26) at Dickey-Stephens Park in North Little Rock, Ark., fanning four over six innings ... Made his SEC debut at #19 Auburn (May 8), emerging from the bullpen to throw 3.1 innings of one-run ball with four strikeouts ... Tossed three scoreless innings in relief against #24 Vanderbilt (May 14), punching out three and earning the save ... Made his first SEC start at Alabama (May 19), striking out four over four innings of three-run ball ... In the NCAA Tournament, made four appearances with two starts on the mound ... In the NCAA Chapel Hill Super Regional, threw 5.2 scoreless innings with four strikeouts at #11 UNC (June 12) to help Arkansas advance to the College World Series ... Delivered his most dominant outing of the season in the College World Series vs. #25 Auburn (June 21), working a season-long seven innings and striking out a season-high nine while allowing just one run on three hits.

### Sophomore (2021)

» Spring SEC Academic Honor Roll

Redshirt season ... Did not appear in any games.

### Freshman (2020)

Started one game and came out of the bullpen in another as a freshman ... Recorded a 1.12 ERA and finished with a 1-0 record after working 8.0 innings ... Allowed just one run on seven hits, striking out seven ... Made his first career appearance against South Alabama (March 7) ... Struck out four in the outing, retiring all six batters he faced ... Struck out the side in the seventh inning on 10 pitches ... Made his first start against Grand Canyon (March 10) ... Pitched six innings of one-run ball, allowing six hits and no walks while striking out three ... Earned his first career win ... Only two of the 22 batters had counts reach three balls ... Part of a pitching staff that finished with a 3.68 ERA and 143 strikeouts over 142.0 innings of work.

### High School

Attended Bryant High School in Bryant, Ark. ... Rated as the No. 5 right-handed pitcher and the No. 10 overall prospect in the state of Arkansas by Perfect Game ... Named a top-500 player by PG ... Played prep ball for the Bryant Black Sox ... 2019 PG Preseason All-American - Southeast Region Honorable Mention ... 2018 PG Preseason Underclass All-American Honorable Mention ... 2017 16U Perfect Game - East Cobb Invitational All-Tournament Team ... Earned All-State honors as a junior at Bryant HS after recording a 1.60 ERA over 48.0 innings, with 64 strikeouts ... Posted a 7-1 record during summer after junior year with the Bryant Black Sox, putting together a 2.15 ERA with 68 strikeouts over 61.2 innings.





2024 RAZORBACKS

Career Stats

Year	ERA	W-L	App	GS	CG	SHO/CBO	SV	IP	H	R	ER	BB	SO	2B	3B	HR	BF	B/Avg.	WP	HBP	BK	SFA	SHA	PO	A	E	FLD%
2020	1.12	1-0	2	1	0	0/0	0	8.0	7	1	1	0	7	0	0	1	28	.250	0	0	0	0	0	0	1	0	1.000
2021	REDSHIRT SEASON																										
2022	2.59	2-2	12	8	0	0/1	1	48.2	34	15	14	23	49	4	0	4	196	.198	2	0	0	0	1	2	4	0	1.000
2023	5.07	8-3	21	10	1	0/0	2	87.0	92	51	49	29	83	16	1	20	374	.271	4	3	2	1	1	2	4	2	.750
<b>TOTAL</b>	<b>4.01</b>	<b>11-5</b>	<b>35</b>	<b>19</b>	<b>1</b>	<b>0/1</b>	<b>3</b>	<b>143.2</b>	<b>133</b>	<b>67</b>	<b>64</b>	<b>52</b>	<b>139</b>	<b>20</b>	<b>1</b>	<b>25</b>	<b>598</b>	<b>.246</b>	<b>6</b>	<b>3</b>	<b>2</b>	<b>1</b>	<b>2</b>	<b>4</b>	<b>9</b>	<b>2</b>	<b>.867</b>



# PARKER ROWLAND

C • Senior • 6-3 • 215 • S/R

Tulsa, Okla. • Bishop Kelley HS / Arkansas State / Eastern Oklahoma State College

# 44

## Senior (2023)

Played in 46 games with 42 starts (all at catcher) ... Slashed .182/.293/.238 with two home runs and 19 RBI over 143 at-bats on the year ... Scored 21 runs ... Totaled 26 base hits, including a pair of doubles ... Drew 21 walks and was hit by two pitches ... Four multi-hit games and five multi-RBI games ... Season-long three-game hitting streak and four-game reached base streak ... Defensively, committed only one error in 410 total chances (.998 fielding percentage) ... Threw out 11-of-42 attempted base stealers ... In SEC play, slashed .125/.245/.159 with five RBI in 26 games ... Defensively, did not commit an error in 246 total chances to finish with a perfect 1.000 fielding percentage ... Threw out 6-of-24 attempted base stealers ... Made his Razorback debut vs. #9 Oklahoma State (Feb. 19) in the College Baseball Showdown at Globe Life Field in Arlington, Texas, collecting a season-high two RBI ... Went 2-for-4 with a double and two RBI against EIU (Feb. 25) ... Recorded his second consecutive two-hit game against Illinois State (March 1), finishing 2-for-5 with a double and one RBI ... Launched his first home run as a Razorback against Wright State (March 5) ... Jacked his second homer of the season against Louisiana Tech (March 10), matching his season high with two RBI ... Drew a season-high two walks and scored a season-best two runs against Omaha (March 28) ... In SEC play, recorded two-hit games against Alabama (April 2) and against Texas A&M (April 27) ... Had a pair of RBI against #6 South Carolina (May 14) ... In the NCAA Fayetteville Regional, went 1-for-4 with a walk and two RBI in the regional opener vs. Santa Clara (June 2).

## Junior at Eastern Oklahoma State College (2022)

Played in 51 games, slashing .408/.509/.668 with 12 home runs and 78 RBI ... Scored 58 runs ... Totaled 75 hits, including 10 doubles and a triple ... Drew 31 walks on the year ... 6-for-8 in stolen base attempts ... Defensively, committed only four errors in 341 total chances (.988 fielding percentage) ... Threw out 12-of-27 (44.4%) attempted base stealers ... Had a season-high four hits with four RBI against Highland CC (Feb. 19) ... Launched his first homer of the season against Highland CC (Feb. 20) ... Went 2-for-4 with two doubles and three runs batted in at Carl Albert State College (March 1) ... Matched his season high with four hits against Seminole State College (March 17), driving in a season-best five RBI.

## Sophomore at Arkansas State (2021)

Played in 19 games with 18 starts ... Slashed .224/.262/.276 (13-for-58) with six runs batted in and three runs scored ... Totaled 13 hits, including three doubles ... Went 2-for-4 with an RBI against Murray State (March 23), his first collegiate multiple hit game ... Had an RBI double at Illinois State (March 27) ... Collected his second collegiate multi-hit game at Ole Miss (May 4), finishing 2-for-3 with a double, an RBI and a run scored.

## Freshman at Arkansas State (2020)

Played in eight games with seven starts during the pandemic-shortened season ... Tallied one RBI and two runs scored on the year ... Drew a pair of walks and was hit by two pitches ... Recorded two sacrifice hits.

## High School

Attended Bishop Kelley High School in Tulsa, Okla. ... Ranked by Prep Baseball Report as the No. 2 catcher in Oklahoma in the class of 2019 ... Ranked as a top-500 player catcher by Perfect Game and the second-best catcher in Oklahoma ... Earned all-district honors for four-consecutive seasons ... Helped Bishop Kelly HS win the 2018 5A state title.





2024 RAZORBACKS

Career Stats

Year	Avg.	GP-GS	AB	R	H	2B	3B	HR	RBI	TB	SLG%	BB	HBP	SO	GDP	OB%	SF	SH	SB-ATT	PO	A	E	FLD%
2020 (ASU)	.000	8-7	20	2	0	0	0	0	1	0	.000	2	2	7	1	.167	0	2	0-0	51	6	0	1.000
2021 (ASU)	.224	19-18	58	3	13	3	0	0	6	16	.276	2	1	21	0	.262	0	1	0-0	107	11	5	.959
2022																							
PLAYED AT EASTERN OKLAHOMA STATE COLLEGE (NJCAA)																							
2023	.182	46-42	143	21	26	2	0	2	19	34	.238	21	2	57	5	.293	1	1	0-1	374	35	1	.998
<b>TOTAL</b>	<b>.176</b>	<b>73-67</b>	<b>222</b>	<b>26</b>	<b>39</b>	<b>5</b>	<b>0</b>	<b>2</b>	<b>26</b>	<b>50</b>	<b>.225</b>	<b>25</b>	<b>5</b>	<b>85</b>	<b>6</b>	<b>.273</b>	<b>1</b>	<b>4</b>	<b>0-1</b>	<b>532</b>	<b>52</b>	<b>6</b>	<b>.990</b>



# GAGE WOOD

RHP • Sophomore • 6-0 • 205 • R/R  
 Batesville, Ark. • Batesville HS

# 45

**Freshman (2023)**

- » Freshman All-SEC Team
- » First-Year SEC Academic Honor Roll


Emerged as the Razorbacks' closer as a true freshman ... Appeared in 23 games on the mound, going 2-0 with a 4.80 ERA, 42 strikeouts and a team-leading five saves in 30.0 innings ... Limited opposing hitters to .198 batting average on the year ... All five of his saves came in SEC play and were of the multi-inning variety, including three three-inning saves ... Became the fourth Razorback freshman under head coach Dave Van Horn to record five or more saves in a season, along with RHP Brady Tygart (8, 2022), RHP Nolan Sanburn (8, 2011) and RHP DJ Baxendale (7, 2010) ... One of five Razorback pitchers to record multiple saves during the season ... In SEC play, made 12 appearances ... Posted a 1-0 record with a 4.43 ERA, 26 strikeouts and five saves over 20.1 innings of work ... Limited conference opponents to a .216 batting average ... Made his collegiate debut vs. #15 TCU (Feb. 18) in the College Baseball Showdown at Globe Life Field in Arlington, Texas ... Struck out the side in an inning of work vs. #9 Oklahoma State (Feb. 19) in the College Baseball Showdown at Globe Life Field in Arlington, Texas ... Fanned three in a scoreless inning of work against Louisiana Tech (March 12) ... Recorded his first collegiate win in a relief appearance against Omaha (March 28), striking out three over two scoreless innings ... Earned his first collegiate save against Alabama (April 2), throwing 1.1 scoreless innings with a strikeout ... Picked up his second save of the season at Ole Miss (April 8), striking out four over three innings of one-run ball ... Fanned a season-high six over three innings against #16 Tennessee (April 15) en route to his third save ... Locked down his fourth save against Texas A&M (April 28), striking out five in 2.1 scoreless innings ... Struck out four over three shutout innings at Mississippi State (May 5) to secure his fifth save of the season ... Earned his second win of the year against #6 South Carolina (May 12), tossing a season-long 3.1 scoreless innings with four strikeouts ... Named to the Freshman All-SEC Team at the season's end.

**High School**

Attended Batesville High School in Batesville, Ark. ... Ranked by Perfect Game as the No. 96 right-handed pitcher and the No. 313 overall prospect in the country ... No. 3 right-handed pitcher and the No. 4 overall prospect in the state of Arkansas by Perfect Game ... Ranked by Prep Baseball Report as the No. 242 overall prospect and the No. 80 right-handed pitcher in the country ... No. 2 right-handed pitcher and No. 3 overall prospect in Arkansas by Prep Baseball Report ... Named the 2022 Arkansas Player of the Year by Prep Baseball Report ... 2020 Prep Baseball Report Future Games participant ... 2022 Perfect Game Preseason All-American - Southeast All-Region Second Team ... 2021 Perfect Game Preseason Underclass All-American - Southeast Region Honorable Mention.

2024 RAZORBACKS






2024 RAZORBACKS

Career Stats

Year	ERA	W-L	App	GS	CG	SHO/CBO	SV	IP	H	R	ER	BB	SO	2B	3B	HR	BF	B/Avg.	WP	HBP	BK	SFA	SHA	PO	A	E	FLD%
2023	4.80	2-0	23	0	0	0/1	5	30.0	21	17	16	23	42	3	0	1	140	.198	9	7	1	3	1	3	2	1	.833
<b>TOTAL</b>	<b>4.80</b>	<b>2-0</b>	<b>23</b>	<b>0</b>	<b>0</b>	<b>0/1</b>	<b>5</b>	<b>30.0</b>	<b>21</b>	<b>17</b>	<b>16</b>	<b>23</b>	<b>42</b>	<b>3</b>	<b>0</b>	<b>1</b>	<b>140</b>	<b>.198</b>	<b>9</b>	<b>7</b>	<b>1</b>	<b>3</b>	<b>1</b>	<b>3</b>	<b>2</b>	<b>1</b>	<b>.833</b>



# CHRISTIAN FOUTCH

RHP • Sophomore • 6-3 • 230 • R/R  
Littleton, Colo. • Chatfield Senior HS

# 46

**Freshman (2023)**

» *First-Year SEC Academic Honor Roll*

Made 14 appearances on the mound as a true freshman ... Finished with a 1-0 record, an 8.76 ERA and nine strikeouts in 12.1 innings of work ... In SEC play, made seven appearances in relief ... Posted a 6.35 ERA with four strikeouts in 5.2 innings ... Made his collegiate debut against Louisiana Tech (March 12), striking out one in a scoreless inning ... SEC debut came at #1 LSU (March 25) ... Threw a scoreless frame against the Tigers ... Went a season-long two innings at Ole Miss (April 7), punching out a season-high two batters ... Tossed a scoreless inning with a strikeout against #16 Tennessee (April 16), helping Arkansas secure a series sweep ... Matched his season highs in innings pitched (2.0) and strikeouts (2) in a relief appearance against UCA (April 18), earning his first collegiate win in the process.

**High School**

Attended Chatfield Senior High School in Littleton, Colo. ... Ranked by Perfect Game as the No. 168 overall prospect and the No. 46 right-handed pitcher in the class of 2022 ... No. 2 overall prospect and No. 1 right-handed pitcher in the state of Colorado by Perfect Game ... Ranked by Prep Baseball Report as the No. 208 overall prospect and the No. 66 right-handed pitcher in the class of 2022 ... No. 2 overall prospect and No. 1 right-handed pitcher Colorado by Prep Baseball Report ... No. 299 on Perfect Game's Top 300 2022 MLB Draft Board ... 2022 Perfect Game Preseason All-American - West All-Region First Team ... 2021 Perfect Game Preseason Underclass All-American - West All-Region First Team.





2024 RAZORBACKS

Career Stats

Year	ERA	W-L	App	GS	CG	SHO/CBO	SV	IP	H	R	ER	BB	SO	2B	3B	HR	BF	B/Avg.	WP	HBP	BK	SFA	SHA	PO	A	E	FLD%
2023	8.76	1-0	14	0	0	0/0	0	12.1	14	12	12	12	9	1	0	4	67	.280	2	5	0	0	0	1	1	0	1.000
<b>TOTAL</b>	<b>8.76</b>	<b>1-0</b>	<b>14</b>	<b>0</b>	<b>0</b>	<b>0/0</b>	<b>0</b>	<b>12.1</b>	<b>14</b>	<b>12</b>	<b>12</b>	<b>12</b>	<b>9</b>	<b>1</b>	<b>0</b>	<b>4</b>	<b>67</b>	<b>.280</b>	<b>2</b>	<b>5</b>	<b>0</b>	<b>0</b>	<b>0</b>	<b>1</b>	<b>1</b>	<b>0</b>	<b>1.000</b>



# COOPER DOSSETT

RHP • Sophomore • 6-0 • 200 • R/R  
Springdale, Ark. • Har-Ber HS

**48**

## Freshman (2023)

Two relief appearances on the mound as a true freshman ... Finished with a 21.60 ERA in 1.2 innings of work, allowing four runs on two hits and four walks ... Tallied three strikeouts on the year ... Made his collegiate debut vs. #15 TCU (Feb. 18) in the College Baseball Showdown at Globe Life Field in Arlington, Texas ... Logged his first two strikeouts as a Razorback against the Horned Frogs ... Struck out one in a scoreless inning in relief against EIU (Feb. 26).

## High School

Attended Har-Ber High School in Springdale, Ark. ... Ranked by Perfect Game as the No. 129 overall prospect and the No. 37 right-handed pitcher in the country ... No. 2 overall prospect and No. 1 right-handed pitcher in the state of Arkansas by Perfect Game ... Ranked by Prep Baseball Report as the No. 151 overall prospect and the No. 45 right-handed pitcher in the country ... No. 1 overall prospect and No. 1 right-handed pitcher in Arkansas by Prep Baseball Report ... No. 164 on Perfect Game's Top 300 2022 MLB Draft Board ... 2022 Collegiate Baseball High School All-American ... 2022 Perfect Game Preseason All-American - Southeast All-Region First Team ... 2021 Perfect Game Preseason Underclass All-American - Southeast All-Region First Team ... 2020 Perfect Game Preseason Underclass All-American - Southeast All-Region Second Team ... 2019 Perfect Game Preseason Underclass All-American - Honorable Mention.





2024 RAZORBACKS

Career Stats

Year	ERA	W-L	App	GS	CG	SHO/CBO	SV	IP	H	R	ER	BB	SO	2B	3B	HR	BF	B/Avg.	WP	HBP	BK	SFA	SHA	PO	A	E	FLD%
2023	21.60	0-0	2	0	0	0/0	0	1.2	2	4	4	4	3	0	0	0	12	.286	0	1	0	0	0	0	0	0	.000
<b>TOTAL</b>	<b>21.60</b>	<b>0-0</b>	<b>2</b>	<b>0</b>	<b>0</b>	<b>0/0</b>	<b>0</b>	<b>1.2</b>	<b>2</b>	<b>4</b>	<b>4</b>	<b>4</b>	<b>3</b>	<b>0</b>	<b>0</b>	<b>0</b>	<b>12</b>	<b>.286</b>	<b>0</b>	<b>1</b>	<b>0</b>	<b>0</b>	<b>0</b>	<b>0</b>	<b>0</b>	<b>0</b>	<b>.000</b>





**TY WILMSMEYER**

OF • Graduate • 6-2 • 185 • R/R  
Springfield, Mo. • Glendale HS / Missouri

**1**



**NOLAN SOUZA**

INF • Freshman • 6-3 • 220 • L/R  
Honolulu, Hawai'i • Punahou School

**3**

**Senior at Missouri (2023)**

» Spring SEC Academic Honor Roll

Started all 54 games in center field ... Slashed .311/.380/.482 with seven home runs and 25 RBI during the season ... Tied for the team lead in batting average (.311) ... Team leader in stolen bases, finishing 21-for-24 in attempts ... Scored 40 runs on the year ... Totaled 60 hits, including 10 doubles and one triple ... Ranked second on the Tigers in hits (60) and doubles (10) ... Drew 15 walks and was hit by seven pitches ... Credited with a team-high four sacrifice hits ... Defensively, committed just three errors in 148 total chances (.980 fielding percentage) ... In SEC play, slashed a team-leading .294/.347/.541 with seven home runs and 20 RBI over 30 games ... Racked up a team-high 32 hits, including four doubles and triple, in league action ... Perfect 9-for-9 in stolen base attempts ... Also made four appearances on the mound during the season, going 0-1 with a 3.52 ERA and four strikeouts in 7.2 innings of work ... Had a season-high four hits vs. #16 TCU (Feb. 19) at the College Baseball Showdown in Arlington, Texas, at Globe Life Field ... Swatted a pair of solo home runs against Ole Miss (May 6) ... Drove in a season-high four runs against Georgia (May 12).

**Junior at Missouri (2022)**

» Spring SEC Honor Roll

Started all 51 games in center field for the Tigers ... Slashed .273/.332/.355 with three home runs and 21 RBI on the year ... Scored 31 runs ... Tallied 50 base hits, including six doubles ... Had 14 multi-hit games on the year ... Drew 12 walks and was hit by four pitches ... 8-for-9 on stolen base attempts ... Defensively, posted a .993 fielding percentage with just one error in 136 total chances ... Launched a three-run home run as part of Mizzou's series-clinching victory over Mississippi State (May 1) ... Finished the year with a 5-for-11 weekend at Georgia (May 19-21), producing four RBI in the series.

**Sophomore at Missouri (2021)**

» Spring SEC Honor Roll

Appeared in 31 games with 17 starts in the outfield ... Slashed .244/.424/.267 with five RBI and 13 runs scored ... Totaled 11 base hits, including one double, during the season ... Drew 12 walks and was hit by two pitches ... Went 4-for-6 in stolen bases on the year ... Perfect 1.000 fielding percentage on 44 total chances ... Also made three appearances on the mounding, logging a 0.00 ERA and two strikeouts in 3.1 innings of work.

**Freshman at Missouri (2020)**

» First-Year SEC Academic Honor Roll

Appeared in one game as a pinch hitter in shortened first-year campaign ... Made collegiate debut at Texas A&M-Corpus Christi (Feb. 23) ... Stayed in game defensively, recording one out at shortstop.

**High School**

Attended Glendale High School in Springfield, Mo. ... Recognized by Perfect Game as a top-500 overall recruit in nation (No. 239 shortstop) ... Ranked as the No. 22 class of 2019 overall recruit (No. 6 shortstop) in Missouri according to Perfect Game ... 2019 Perfect Game Preseason Honorable Mention Central Region All-American ... 2019 Missouri Class 5 First-Team All-State ... 2018 Missouri Class 5 Second-Team All-State ... Two-way threat during 2019 senior season, going 7-1 with 1.09 ERA, 0.81 WHIP and 71 strikeouts over 51.1 innings pitched while also hitting .394 with 27 runs scored, nine doubles, three triples, six home runs, 23 RBI and 1.386 OPS at the plate ... Starred both ways during 2018 junior campaign, going 3-2 with one save on the mound ... Posted a 1.60 ERA and 0.87 WHIP over 43.2 innings pitched while also hitting .447 with 35 runs scored, 11 doubles, five triples, six home runs, 29 RBI and 1.316 OPS at the dish.

**High School**

Attended Punahou High School in Honolulu, Hawai'i ... Also played for the Hawai'i Tigers, where he was coached by former Razorback infielder Rick Nomura ... Ranked by Perfect Game as the No. 56 overall prospect and the No. 19 shortstop in the class of 2023 ... Rated the No. 1 overall prospect and the No. 1 shortstop in Hawai'i by Perfect Game ... Ranked by Prep Baseball Report as the No. 75 overall prospect and the No. 19 shortstop in the class of 2023 ... Ranked by Baseball America as the No. 42 high school draft prospect ... 2023 Perfect Game Preseason All-American - All-Region First Team (West) ... 2022 Baseball Factory All-American Game participant ... 2022 Area Code Games participant ... 2022 Perfect Game Preseason Underclass All-American - All-Region First Team (West) ... 2021 Perfect Game Preseason Underclass All-American - All-Region First Team (West).

**Personal**

One of three native-born Hawaiian student-athletes in Arkansas baseball history, including INF Rick Nomura (2015-16) and INF Wehiwa Aloy (2024-pres.).

2024 RAZORBACKS





**JACK WAGNER**

INF/OF • Graduate • 6-0 • 210 • R/R  
Wichita, Kan. • Maize South HS /  
Kansas / Tarleton State

**4**



**HUDSON WHITE**

C • Junior • 6-1 • 200 • R/R  
Keller, Texas • Byron Nelson HS / Texas Tech

**8**

**Redshirt Senior at Tarleton State (2023)**

- » WAC Hitter of the Week (April 12-16)
- » Collegiate Baseball National Player of the Week (May 2-7)

Played and started in 48 games (39 at first base, five as designated hitter, two in right field, two at third base) ... Slashed .337/.451/.692 with a team-leading 15 home runs and a team-leading 56 RBI ... Led the Texans in triples (4), home runs (15), RBI (56), walks (28), on-base percentage (.451), slugging percentage (.692) and OPS (1.143) ... Totaled 58 hits on the year ... Had 14 multi-hit games and 13 multi-RBI games ... His .692 slugging percentage was good for third in the WAC ... 56 RBI ranked ninth in the WAC ... 15 home runs were tied for sixth in the WAC ... Hit a two-run home run at Oral Roberts (March 1) ... Totaled four hits, five RBI and scored two runs in a win over PVAMU (March 3) ... Scored the game-winning run, coming home on a passed ball in the ninth to take down UT Arlington (March 12) ... Finished with two hits and drove in three vs. Oral Roberts (March 14) ... Had four hits and three RBI in a win over UIW (March 17) ... Hit a walk-off solo home run in the ninth inning to take down UIW (March 19) ... Added two hits and drove in four runs vs. TCU (April 4) ... Was 5-5 at the plate with two home runs, four RBI and four runs scored in a 12-6 win over California Baptist (April 14) ... Named WAC Hitter of the Week (April 12-16) as he went 8-14 at the plate with six hits, seven RBI, seven runs scored, three home runs, three walks and two stolen bases in four games at UC Riverside and California Baptist, posting a .667 on-base percentage and 1.214 slugging percentage on the week ... Had three hits (two triples), three RBI and three runs scored in a win over New Mexico State (April 21) ... Smashed a three-run home run at Texas A&M (May 2) ... Named Collegiate Baseball National Player of the Week (May 2-7) after mashing four home runs and driving in 11 runs over the week in games at Texas A&M and vs. Grand Canyon ... Hit two home runs off the WAC preseason pitcher of the year, driving in five runs vs. Grand Canyon (May 6).

**Senior at Kansas (2022)**

- » Academic All-Big 12 (First Team)

Redshirt season ... Missed the entire year due to injury.

**Junior at Kansas (2021)**

- » Academic All-Big 12 (First Team)

Appeared in 43 games with 31 starts ... Hit .257 with six doubles, two home runs, 17 RBI and a .385 on-base percentage ... Had six multi-hit games and a 10-game reached base streak.

**Sophomore at Kansas (2020)**

- » Academic All-Big 12 (First Team)

Appeared in 14 games with 12 starts during the shortened 2020 season ... Had two multi-hit games (at Belmont and vs. Michigan State) ... Finished tied for the team lead in steals with three.

**Freshman at Kansas (2019)**

Played in 17 games ... Hit .281 with a .415 on-base percentage ... Walked three times at Texas Tech ... Had two hits in two different games vs. Kansas State.

**High School**

Attended Maize South High School in Wichita, Kan. ... Helped lead the Mavericks to League, District and Regional Championships in 2015, 2016 and 2017 and a 4A State Championship in 2017 ... First Team All-League at third base as well as First Team All-State and All-Metro in 2017 ... Hit .500 with 42 hits, 10 doubles and 5 home runs as a junior ... 2018 Male athlete of the year at Maize South ... Also lettered three years in football ... Was a first team All-League strong safety in 2017 and 2018 ... Was named as a second team All-State strong safety as a senior ... Played two years of select baseball with 316 Elite.

**Sophomore at Texas Tech (2023)**

- » All-Big 12 (Honorable Mention)
- » Academic All-Big 12 (First Team)

Played in 49 games with 44 starts (35 at catcher, five as designated hitter, two at third base, two at second base) ... Slashed .296/.397/.550 with 11 home runs and 49 RBI on the year ... Scored 39 runs ... Tallied 50 base hits, including 10 doubles ... Drew 27 walks and was hit by four pitches ... 2-for-3 in stolen base attempts ... Recorded 10 multi-RBI games, including four games with two RBI, three games with three RBI, and three games with five or more RBI ... Defensively, committed nine errors in 386 total chances (.977 fielding percentage) ... Led the Red Raiders with the most starts at catcher (35) ... Threw out 10 base stealers on the year ... Had two hits and scored a season-high three runs against #12 Oklahoma State (March 19) ... Had a season-high four hits, including a three-run homer, and six RBI against Abilene Christian (May 9) ... Hit two home runs and matched his season high in RBI (6) against Kansas (May 20) ... Matched his season high in runs scored (3) vs. Oklahoma (May 25) in the Big 12 Conference Tournament at Globe Life Field in Arlington, Texas ... Hit a three-run homer vs. Oklahoma State (May 27) in the Big 12 Conference Tournament at Globe Life Field in Arlington, Texas ... In the NCAA Gainesville Regional, drew a pair of walks vs. UConn (June 2) in the regional opener ... Before the season, named to the preseason All-Big 12 Team by the league's head coaches.

**Freshman at Texas Tech (2022)**

- » Collegiate Baseball Freshman All-American
- » Perfect Game Freshman All-American (First Team)
- » Big 12 Freshman of the Year
- » Big 12 All-Freshman Team

Started 58 games and played in 59 of 61 games ... Was one of six Red Raiders to make 58 or more starts during the 2022 season ... As a true freshman, started season opener ... Led the Red Raiders with most starts at catcher (39); also made 19 starts at first base ... Batted .260 on the year with 11 doubles, six home runs and 40 RBI ... Exceptional in league play, finishing 24 Big 12 games with a .337 batting average ... Also had a .435 on-base percentage and .963 OPS in Big 12 games ... Ranked seventh in the Big 12 with five sacrifice flies ... Finished the season with a .299 batting average over the final 45 games ... One of two Texas Tech players in 2022 to record a five-hit game ... First career hit came in a home game against Kent State (Feb. 29) ... First career home run came at Dallas Baptist (March 1) ... Drew a season-high four walks against New Mexico (March 15) ... Had a five-hit game at Kansas (April 2) ... Also scored a season-high five runs against the Jayhawks ... Became the sixth Texas Tech freshman to earn Big 12 Freshman of the Year honors, and the third since 2017, joining Josh Jung (2017) and Gabe Holt (2018) ... One of seven unanimous selections for the Big 12 All-Freshman Team ... Received an invitation to participate in the USA Baseball Collegiate National Team training camp, becoming the 11th Red Raider in program history to earn an invitation from USA Baseball.

**High School**

Attended Byron Nelson High School in Trophy Club, Texas ... As a freshman, received third team All-State and All-Area Newcomer of the year ... Earned a spot on the All-State team as a sophomore ... Won district Defensive MVP as a senior and received second team Academic All-State honors ... Owned a .469 batting average as a senior with three home runs and 20 RBI.



## WEHIWA ALOY

INF • Sophomore • 6-2 • 200 • R/R  
Wailuku, Hawai'i • H.P. Baldwin HS /  
Sacramento State

9



## JAEWOO CHO

RHP • Freshman • 6-3 • 220 • R/R  
Seoul, South Korea • IMG Academy

11

### Freshman at Sacramento State (2023)

- » Collegiate Baseball Freshman All-American
- » DiBaseball Freshman All-American (First Team)
- » NCBWA Freshman All-American (First Team)
- » Perfect Game Freshman All-American (First Team)
- » Baseball America Freshman All-American (Second Team)
- » ABCA All-West Region (Second Team)
- » WAC Freshman of the Year
- » All-WAC (Second Team)

Consensus Freshman All-American ... Played in all 56 games with 55 starts as a true freshman ... Slashed .376/.427/.662 on the season with 69 runs scored, 88 hits, 15 doubles, five triples, 14 home runs and 46 RBI ... Posted a 1.089 OPS for the year ... Became the fifth Sacramento State student-athlete to be named the WAC Freshman of the Year, joining Rhys Hoskins (2012), Chris Lewis (2013), Sam Long (2014) and Parker Brahm (2017) ... One of nine Hornets to be named to the Collegiate Baseball Freshman All-America Team, and the third to earn the same honor from the NCBWA ... Became the sixth Hornet to earn all-region honors from the ABCA at the Division I level ... Ranked No. 66 in the NCAA in average, No. 41 in hits, No. 32 in hits per game, No. 49 in runs scored, No. 25 in runs per game, No. 49 in total bases, No. 26 in triples, and No. 59 in triples per game ... Finished the year ranked among the top 10 in the WAC in batting average (6th), slugging percentage (6th), runs scored (T-2nd), hits (T-3rd), triples (T-2nd), home runs (T-8th), and total bases (4th) ... Also stood fourth in the conference in hits per game (1.57), third in runs per game (1.23), and 10th in home runs per game (0.25) ... Hit a blistering .415 in conference play (good for fifth in the league) and led the WAC with 56 hits and three triples ... Ranked fourth in league games in slugging (.756), second in runs scored (41), tied for seventh in doubles (10), sixth in home runs (10) and second in total bases (102) ... Finished with 30 multi-hit games ... Set the school record for most home runs by a freshman with his 12th of the year at New Mexico State (April 29) and stands tied for that record with teammate JP Smith ... His 69 runs scored ranked second on the program's single-season list behind only Brandon Marshall's 70 in 1998 ... Was the first Hornet to collect 80 hits in a season since Ian Dawkins (89) in 2018, tying for sixth on the school's single-season chart ... His 14 home runs are also tied for 10th on the single-season list ... Collected a hit in his collegiate debut against North Dakota State (Feb. 17) and recorded at least one hit in each of his first 13 games of the season ... Slugged his first career home run in the first game of a doubleheader against St. Thomas (Feb. 25) ... Had a season-high four hits twice: at Stephen F. Austin (April 1) and at New Mexico State (April 28) ... Finished his season on an 11-game hitting streak ... Finished without a hit in only seven of his starts on the year and never hit lower than .333 on the year ... Scored three runs in a game seven times and drove in multiple runs 13 times ... Hit home runs in back-to-back games four times during his outstanding freshman campaign.

### High School

Attended H.P. Baldwin High School in Wailuku, Hawai'i ... Hit .350 and was an all-state selection for the Bears at shortstop ... Helped lead H.P. Baldwin to a league title as a senior ... Voted the Maui Interscholastic League Player of the Year by the league's coaches in 2022.

### Personal

Pronunciation: veh-hee-vah ah-loy ... Father, Jamie, played baseball at Hawai'i and was taken in the 48th round of the 1999 MLB Draft by the San Francisco Giants ... Brother, Kuhio, plays baseball at BYU ... One of three native-born Hawaiian student-athletes in Arkansas baseball history, including INF Rick Nomura (2015-16) and INF Nolan Souza (2024-pres.).

### High School

Attended IMG Academy in Bradenton, Fla. ... Ranked by Perfect Game as a top-500 overall prospect and the No. 194 right-handed pitcher in the class of 2023 ... Rated the No. 76 overall prospect and the No. 27 right-handed pitcher in Florida by Perfect Game ... Ranked by Prep Baseball Report as the No. 202 overall prospect and the No. 63 right-handed pitcher in the class of 2023 ... Rated the No. 26 overall prospect and the No. 9 right-handed pitcher in Florida by Prep Baseball Report ... 2023 Perfect Game Preseason All-American - All-Region First Team (Florida) ... 2022 Perfect Game Preseason Underclass All-American - All-Region First Team (Florida).

### Personal

Originally from Seoul, South Korea ... First native-born Korean student-athlete in Arkansas baseball history.





**JARED SPRAGUE-LOTT**

INF • Senior • 6-0 • 195 • R/R  
Philadelphia, Pa. • Springside Chestnut Hill Academy / Richmond

12



**ROSS LOVICH**

OF • Senior • 6-0 • 185 • L/L  
Overland Park, Kan. • Blue Valley West HS / Missouri

14

**Junior at Richmond (2023)**

- » Atlantic 10 (Second Team)
- » Atlantic 10 All-Academic Team
- » College Sports Communications Academic All-District

Started all 53 games played in, seeing action at second base, third base and shortstop ... Slashed .314/.440/.582 with a team-leading 13 home runs and 43 RBI ... Scored a team-high 60 runs on the year ... Tallied 61 hits, including 13 doubles ... Drew 44 walks and was hit by four pitches ... Added three stolen bases ... In Atlantic 10 play, slashed .348/.492/.630 with six home runs and 19 RBI ... Team-leading 34 runs scored against conference opponents ... Had 32 hits, including eight doubles, and drew 24 walks compared to just 14 strikeouts ... Began the year with a solo home run at Alabama (Feb. 17) ... Hit two home runs and collected four RBI in games against Rider (March 10) and against St. Bonaventure (May 5) ... Scored a season-high four runs against VCU (May 12).

**Sophomore at Richmond (2022)**

Started all 56 games ... Slashed .279/.405/.423 with five home runs and 39 RBI ... Scored 50 runs ... Totaled 60 hits, including 10 doubles and three triples ... Drew a team-leading 31 walks and was hit by 16 pitches ... Stole two bases on the year ... In Atlantic 10 play, slashed .322/.450/.517 with three homers and 19 RBI over 24 games ... Drew a team-high 19 walks in conference action ... Reached base in six of his seven plate appearances against Sacred Heart (Feb. 26), including three hits, a walk and two hit-by-pitches ... Hit his first home run of the season on a two-run blast against Princeton (March 7) ... Went 3-of-4, including a two-run homer, with a season-high four RBI against Cornell (March 19) ... Hit 2-of-4 with a triple and three runs scored against Villanova (March 26) ... Went 3-of-3 with a double, a walk and an RBI against St. Louis (April 9) ... Hit his third home run of the season in a win over VCU (April 15) ... Collected three hits, including a triple, and an RBI against George Washington (April 24).

**Freshman at Richmond (2021)**

- » Atlantic 10 All-Rookie Team
- » Atlantic 10 Rookie of the Week (April 12)

Played in 26 games with 25 starts as a true freshman ... Slashed .413/.490/.613 (33-for-81) with three home runs and a team-leading 31 RBI ... Scored 18 runs on the year ... Tallied three doubles and two triples ... Drew 15 walks compared to just 10 strikeouts ... Was also hit by a pair of pitches ... Led the Atlantic 10 in batting average (.413) ... Finished second on the team with 10 multi-hit games ... Drove in multiple runs in a team-leading eight games ... Season-long 11-game hitting streak and 13-game reached base streak ... Made his collegiate debut against VMI (March 6), going 1-for-4 with two RBI, a run scored and a triple ... Began his career with a hit in the first 11 games he started ... Season-high three hits in games against George Mason (March 21), Towson (April 10) and the finale against Towson (April 11) ... Hit his first home run as a Spider against Towson (April 11) ... Drove in a season-high five runs as part of a 3-for-4 performance with a home run against Towson ... Drove in four runs with a double against Davidson (May 2).

**High School**

Attended Springside Chestnut Hill Academy in Philadelphia, Pa. ... Started for three seasons at SCHA ... Earned First Team All Inter-ac League as a junior, was Second Team All Inter-ac as a sophomore ... Named team captain as a senior ... Twice competed in the Carpenter Cup ... Led his team to its first outright League Championship in 17 years during his junior year ... Earned four varsity letters on the basketball team where he was a three-year starter and two-time team captain ... Competed in the Little League World Series in 2014 on the Mid-Atlantic Region team ... With his club team, the Anderson Monarchs, was the RBI World Series Champs (2017) and the MLB Commissioner's Cup Champs (2018) ... Four-year member of the honor roll ... Student Ambassador at SCHA ... Co-facilitator of school diversity conference.

**Senior at Missouri (2023)**

- » SEC Player of the Week (May 15)

Played in 28 games with 27 starts in the outfield, missing a handful of games due to injury ... Slashed .306/.383/.541 with four home runs and 20 RBI on the year ... Scored 30 runs ... Tallied 30 hits, including nine doubles and one triple ... Drew eight walks and was hit by six pitches ... Added two steals ... Defensively, did not commit an error in 34 total chances (1.000 fielding percentage) and was credited with one outfield assist ... In SEC play, slashed .305/.382/.542 with two home runs and nine RBI over 16 games ... Hit a homer and drove in two runs vs. Texas (Feb. 18) in the College Baseball Showdown at Globe Life Field in Arlington, Texas ... Swatted his second home run of the year against Texas Southern, finishing the ballgame with two RBI (March 4) ... Went 3-for-3 with two runs scored, a double and an RBI against NJIT (March 10) ... Had a pair of doubles and scored two runs against #4 Tennessee (March 17) ... Named SEC Player of the Week after a massive weekend series against Georgia (May 12-14) ... Hit for the cycle in the series opener against Georgia, finishing the game 4-for-5 with two RBI and three runs scored ... First Tiger to hit for the cycle since 1995 ... Drove in a season-high three RBI in game two of the series against Georgia.

**Sophomore at Missouri (2022)**

Played in 48 games with 43 starts in the outfield ... Slashed .260/.357/.396 with five home runs and 30 RBI ... Scored 30 runs on the year ... Totaled 40 hits, including six doubles ... Drew 14 walks and was hit by 11 pitches ... Went 12-for-13 in stolen base attempts, finishing as the team leader in steals ... Produced nine multi-hit games and nine multi-RBI performances ... In SEC play, played in 27 games with 24 starts ... Slashed .198/.297/.337 with three home runs and 17 RBI ... Perfect 4-for-4 in stolen base attempts against conference opponents ... Went 2-for-4 with a season-high three runs scored and a pair of RBI against Nicholls (Feb. 19) ... Also stole a season-high three bases in the game ... Swatted his first collegiate home run against ULM (Feb. 27) ... Racked up a season-high four hits, including a double, against San Francisco (March 12), finishing with two RBI ... Drove in a season-high four runs against Mississippi State (April 29), socking two home runs in the contest.

**Freshman at Missouri (2021)**

Played in 25 games, including 11 starts in center field, in his true freshman season with the Tigers ... Slashed .205/.340/.282 (8-for-39) with a double, triple, two RBI and nine runs scored ... Drew four walks and was hit by four pitches ... Went 3-for-3 in stolen base attempts ... Defensively, fielded a perfect 1.000 in 32 total chances ... Made his collegiate debut against Omaha (Feb. 27), collecting his first collegiate hit, RBI and run scored.

**High School**

Attended Blue Valley West High School in Overland Park, Kan. ... Ranked as Kansas' Class of 2020 No. 2 outfielder prospect, No. 12 overall prospect in the state per Perfect Game ... Top-500 recruit nationally, as well ... 2020 Perfect Game Preseason Central Region Honorable Mention.

# A || REDSHIRTS & NEWCOMERS



## WILL EDMUNSON

OF • Junior • 6-1 • 195 • R/R  
Luther, Okla. • Homeschool / Hutchinson CC

19

### Sophomore at Hutchinson Community College (2023)

» KJCCC West MVP

» All-KJCCC West (First Team)

First Blue Dragon to be named Kansas Jayhawk Community College Conference West MVP since 2019 ... Played in 58 games, slashing a team-leading .454/.534/.741 with 11 home runs and 51 RBI over 205 at-bats ... First Blue Dragon to win the Jayhawk Conference batting title since 2017 ... Totaled 93 hits, including 18 doubles and four triples ... Scored 78 runs ... Drew 23 walks and struck out just 17 times ... 15-for-21 in stolen base attempts ... Defensively, posted a .980 fielding percentage ... Had 33 multi-hit games, including five three-hit games ... Team-leading 23-game reached base streak ... Started the season on a 16-game hitting streak ... Led the KJCCC and was sixth in the NJCAA in total hits (93) ... Second in the KJCCC runs scored (78) and on-base percentage (.534) ... Finished sixth in the conference in slugging percentage (.737) ... His .454 batting average and 93 hits both ranked fourth in Blue Dragon single-season history ... His 78 runs scored tied for second on the school's single-season list ... Hit his first home run of the year in the season opener against Southeast CC (Feb. 10) ... Collected a season-high five hits against Southeast CC (Feb. 11), finishing the game with two RBI and a season-high three stolen bases ... Went 3-for-4 with a double, two triples and three RBI at Northern Oklahoma College (Feb. 28) ... Delivered a two-hit game with three RBI at Pratt CC (March 17) ... Had four hits, including a solo homer, at Pratt CC (March 19) ... Drew a season-high two walks at Butler CC (March 30) ... Swatted two home runs at Cloud County CC (April 8), finishing with a season-high four RBI ... Went 2-for-4 with a double, an RBI and two walks at Garden City CC (April 29).

### Freshman at Hutchinson Community College (2022)

Played in 27 games as a true freshman ... Slashed .283/.340/.370 (13-for-46) with 10 RBI on the year ... Recorded four doubles and drew four walks ... Defensively, posted a perfect 1.000 fielding percentage ... Went 3-for-5 with two runs scored, two doubles and an RBI at Rose State College (Feb. 19) ... Drove in a season-high four runs at Rose State College (Feb. 20), finishing 2-for-5 with a double and a walk ... Had two, including a double, and two RBI against Barton CC (April 9).

### High School

Played for the Oklahoma Fuel and Oklahoma City Broncos, a competitive team for home-educated athletes ... Coached by Cliff Brumbaugh, who played 15 years professionally with various organizations in the MLB, as well as spending seven of those years overseas in South Korea and Japan ... As a senior, slashed .517/.615/.896 over 32 games with the Broncos ... Racked up 45 hits in 87 at-bats, including nine doubles, six triples and four home runs ... Scored 40 runs and accounted for 27 RBI ... Drew 16 walks and was hit by six pitches ... Struck out just five times ... Added nine stolen bases ... On the mound, recorded 26 strikeouts in 22.1 innings of work.



## GABE GAECKLE

RHP • Freshman • 6-0 • 195 • R/R  
Aptos, Calif. • Aptos HS

20

### MLB Draft

2023 - Cincinnati Reds, 20th round (No. 588 overall)

### High School

Attended Aptos High School in Aptos, Calif. ... Ranked by Perfect Game as the No. 40 overall prospect and the No. 10 right-handed pitcher in the class of 2023 ... Rated the No. 10 overall prospect and the No. 2 right-handed pitcher in California by Perfect Game ... Ranked by Prep Baseball Report as the No. 42 overall prospect and the No. 11 right-handed pitcher in the class of 2023 ... Rated the No. 9 overall prospect and the No. 2 right-handed pitcher in California by Prep Baseball Report ... Ranked by Baseball America as the No. 64 high school draft prospect ... 2023 Perfect Game Preseason All-American - All-Region First Team (California) ... 2022 Perfect Game Preseason Underclass All-American - All-Region First Team (California) ... 2022 Perfect Game All-American Classic participant ... 2022 Area Code Games participant ... 2021 Perfect Game Preseason Underclass All-American - California Region Honorable Mention ... 2020 Perfect Game Preseason Underclass All-American - California Region Honorable Mention.

2024 RAZORBACKS





**MASON MOLINA**

LHP • Junior • 6-2 • 230 • R/L  
 Rancho Santa Margarita, Calif. • Trabuco Hills HS / Texas Tech **21**



**TY WAID**

INF/OF • Freshman • 6-2 • 225 • R/R  
 Texarkana, Ark. • Arkansas HS **22**

**Sophomore at Texas Tech (2023)**

- » All-Big 12 (Second Team)
- » ABCA All-Region (Second Team)
- » Gainesville All-Regional Team

Started 16 games on the mound ... Finished the season with a 6-2 record and a 3.67 ERA over a team-high 83.1 innings ... Racked up a team-leading 108 strikeouts to go with 35 walks on the year ... Team leader in wins (6) ... Limited opposing hitters to a .208 batting average ... In Big 12 play, made eight starts and went 1-2 with a 4.29 ERA in a team-high 42.0 innings ... Struck out 53 and limited hitters to a .227 batting average in league action ... Logged a quality start vs. Michigan (March 4), allowing three runs on three hits and striking out 11 over six innings ... Punched out 12 in a season-long seven two-hit innings against Baylor (April 21) ... Racked up a season-high 13 strikeouts against Kansas (May 18), matching his season long in innings pitched (7.0) in the effort ... In the NCAA Gainesville Regional, turned in a quality start against UConn with six innings of one-hit, two-run ball and 10 strikeouts ... Before the season, named to the preseason All-Big 12 Team.

**Freshman at Texas Tech (2022)**

- » Big 12 All-Freshman Team

Appeared in 20 games with nine starts on the mound ... Made the fourth-most starts for the Red Raiders ... Owned a 1.96 ERA out of the pen in 11 relief appearances over 18.1 innings of work ... In total, logged 57.2 innings pitched as a true freshman, third-most on the team ... Ranked fourth on the team with 71 strikeouts ... Of the four pitchers in 2022 that tossed 55 or more innings, owned the best opposing batting average (.215) ... His start in the Big 12 tournament was arguably highlight of the season as he led the team with to a win behind a season-long outing of 6.2 innings and a season-high 10 strikeouts in a 5-3 win vs. Kansas State ... Carried a no-hitter through 6.1 innings in the start and struck out six of the first seven batters he faced ... Prior to the start in the Big 12 tournament, previous top start came on the road at Iowa (March 20), his fifth career start, when he pitched five complete innings allowing one hit while striking out eight and walking two ... Had one save, earned in the NCAA Statesboro Regional ... Needed nine pitches for the final three outs for a 3-1 win and eliminate the host Georgia Southern (June 5) ... Struck out five consecutive hitters in second career start against Kent State (Feb. 27).

**High School**

Attended Trabuco Hills High School in Mission Viejo, Calif. ... Received All-League MVP and first team All-League honors ... Received 2021 Silver Academic Achievement honors ... Played summer ball for the So-Cal Birds.

**High School**

Attended Arkansas High School in Texarkana, Ark. ... Ranked by Perfect Game as the No. 80 overall prospect and the No. 7 catcher in the class of 2023 ... Rated the No. 1 overall prospect and the No. 1 catcher in Arkansas by Perfect Game ... Ranked by Prep Baseball Report as the No. 423 overall prospect and the No. 24 third baseman in the class of 2023 ... Rated the No. 2 overall prospect and the No. 1 third baseman in Arkansas by Prep Baseball Report ... 2023 Prep Baseball Report Arkansas Player of the Year ... 2023 Perfect Game Preseason All-American - All-Region First Team (Southeast) ... 2022 Perfect Game Preseason Underclass All-American - All-Region First Team (Southeast) ... 2021 Perfect Game Preseason Underclass All-American - Southeast Region Honorable Mention ... 2020 Perfect Game Preseason Underclass All-American - Southeast Region Honorable Mention.

# A || REDSHIRTS & NEWCOMERS



**TATE MCGUIRE**

RHP • Freshman • 6-3 • 210 • R/R  
Liberty, Mo. • Liberty North HS **26**

### High School

Attended Liberty North High School in Liberty, Mo. ... Ranked by Perfect Game as the No. 360 overall prospect and the No. 114 right-handed pitcher in the class of 2023 ... Rated the No. 6 overall prospect and the No. 1 right-handed pitcher in Missouri by Perfect Game ... Ranked by Prep Baseball Report as the No. 177 overall prospect and the No. 62 right-handed pitcher in the class of 2023 ... Rated the No. 4 overall prospect and the No. 1 right-handed pitcher in Missouri by Prep Baseball Report ... 2023 Prep Baseball Report Missouri Player of the Year ... 2023 Perfect Game Preseason All-American - All-Region First Team (Central) ... 2022 Area Code Games participant ... 2022 Perfect Game Preseason Underclass All-American - All-Region First Team (Central) ... 2021 Perfect Game Preseason Underclass All-American - Central Region Honorable Mention ... 2020 Perfect Game Preseason Underclass All-American - Central Region Honorable Mention ... 2019 & 2020 Prep Baseball Report Future Games participant.



**RYDER HELFRICK**

C • Freshman • 6-1 • 205 • R/R  
Discovery Bay, Calif. • Clayton Valley  
Charter HS **27**

### High School

Attended Clayton Valley Charter High School in Concord, Calif. ... Ranked by Perfect Game as the No. 33 overall prospect and the No. 3 catcher in the class of 2023 ... Rated the No. 7 overall prospect and the No. 2 catcher in California by Perfect Game ... Ranked by Prep Baseball Report as the No. 95 overall prospect and the No. 6 catcher in the class of 2023 ... Rated the No. 18 overall prospect and the No. 2 catcher in California by Prep Baseball Report ... Ranked by Baseball America as the No. 23 high school draft prospect and the No. 72 overall draft prospect ... 2023 Perfect Game Preseason All-American - All-Region First Team (California) ... 2022 Area Code Games participant ... 2022 Major League Baseball-USA Baseball High School All-American Game participant ... 2022 Perfect Game All-American Classic Most Valuable Player ... 2022 Perfect Game Preseason Underclass All-American - All-Region First Team (California) ... 2021 Perfect Game Preseason Underclass All-American - All-Region First Team (California) ... 2020 Perfect Game Preseason Underclass All-American - California Region Honorable Mention.



**HUNTER DIETZ**

LHP • Freshman • 6-6 • 230 • R/L  
Trinity, Fla. • Calvary Christian HS **32**

### High School

Attended Calvary Christian High School in Clearwater, Fla. ... Ranked by Perfect Game as the No. 51 overall prospect and the No. 5 left-handed pitcher in the class of 2023 ... Rated the No. 10 overall prospect and the No. 2 left-handed pitcher in Florida by Perfect Game ... Ranked by Prep Baseball Report as the No. 20 overall prospect and the No. 4 left-handed pitcher in the class of 2023 ... Rated No. 5 overall prospect and the No. 2 left-handed pitcher in Florida by Prep Baseball Report ... Ranked by Baseball America as the No. 46 high school draft prospect and the No. 99 overall draft prospect ... Ranked by MLB Pipeline as the No. 75 overall draft prospect ... 2023 Perfect Game Preseason All-American - All-Region First Team (Florida) ... 2022 USA Baseball 18U National Team member ... 2022 Perfect Game All-American Classic participant ... 2022 Baseball Factory All-American Game participant ... 2022 Perfect Game Preseason Underclass All-American - All-Region First Team (Florida) ... 2021 Perfect Game Preseason Underclass All-American - Florida Region Honorable Mention ... 2020 Perfect Game Preseason Underclass All-American - Florida Region Honorable Mention.



**DIEGO RAMOS**

RHP • Freshman • 6-3 • 205 • S/R  
Vian, Okla. • Vian HS **34**

### High School

Attended Vian High School in Vian, Okla. ... Ranked by Perfect Game as the No. 230 overall prospect and the No. 69 right-handed pitcher in the class of 2023 ... Rated the No. 1 overall prospect and the No. 1 right-handed pitcher in Oklahoma by Perfect Game ... Rated as the No. 12 overall prospect and the No. 1 right-handed pitcher in Oklahoma by Prep Baseball Report ... 2023 Perfect Game Preseason All-American - All-Region First Team (West) ... 2022 Area Code Games participant ... 2022 Perfect Game Preseason Underclass All-American - West Region Honorable Mention ... 2021 Perfect Game Preseason Underclass All-American - West Region Honorable Mention ... 2020 Perfect Game Preseason Underclass All-American - West Region Honorable Mention ... 2020 Prep Baseball Report Future Games participant.

2024 RAZORBACKS





**COLIN FISHER**

LHP • Freshman • 6-3 • 225 • L/L  
Noble, Okla. • Noble HS **38**

**High School**

Attended Noble High School in Noble, Okla. ... Ranked by Perfect Game as the No. 409 overall prospect and the No. 58 left-handed pitcher in the class of 2023 ... Rated the No. 5 overall prospect and the No. 2 left-handed pitcher in Oklahoma by Perfect Game ... Ranked by Prep Baseball Report as the No. 287 overall prospect and the No. 46 left-handed pitcher in the class of 2023 ... Rated the No. 5 overall prospect and the No. 2 left-handed pitcher in Oklahoma by Prep Baseball Report ... 2023 Perfect Game Preseason All-American - West Region Honorable Mention ... 2021 Prep Baseball Report Future Games participant.



**TUCKER HOLLAND**

LHP • Freshman • 6-6 • 235 • R/L  
Fayetteville, N.C. • The Burlington School **39**

**High School**

Attended The Burlington School in Burlington, N.C. ... Ranked by Perfect Game as the No. 76 overall prospect and the No. 11 left-handed pitcher in the class of 2023 ... Rated the No. 4 overall prospect and the No. 1 left-handed pitcher in North Carolina by Perfect Game ... Ranked by Prep Baseball Report as the No. 93 overall prospect and the No. 14 left-handed pitcher in the class of 2023 ... Rated the No. 3 overall prospect and the No. 1 left-handed pitcher in North Carolina by Prep Baseball Report ... 2023 Perfect Game Preseason All-American - All-Region First Team (Atlantic) ... 2022 Perfect Game Preseason Underclass All-American - All-Region First Team (Atlantic) ... 2021 Perfect Game Preseason Underclass All-American - All-Region First Team (Atlantic) ... 2020 Perfect Game Preseason Underclass All-American - Atlantic Region Honorable Mention.



**KADE SMITH**

OF • Freshman • 6-0 • 200 • R/R  
Searcy, Ark. • Harding Academy **43**

**High School**

Attended Harding Academy in Searcy, Ark. ... Ranked by Perfect Game as the No. 290 overall prospect and the No. 12 third baseman in the class of 2023 ... Rated the No. 2 overall prospect and the No. 1 third baseman in Arkansas by Perfect Game ... Rated the No. 4 overall prospect and the No. 1 third baseman in Arkansas by Prep Baseball Report ... 2023 Perfect Game Preseason All-American - All-Region First Team (Southeast) ... 2022 Perfect Game Preseason Underclass All-American - Southeast Region Honorable Mention ... 2021 Perfect Game Preseason Underclass All-American - Southeast Region Honorable Mention.



**STONE HEWLETT**

LHP • Senior • 6-1 • 195 • L/L  
Leawood, Kan. • Rockhurst HS / Kansas **49**

**Junior at Kansas (2023)**

Appeared in 28 games out of the bullpen ... Finished with an 0-5 record and a 4.68 ERA in 42.1 innings ... Totaled 42 strikeouts and just 13 walks ... His 3.2 SO/BB ratio was second on the team ... Recorded at least one strikeout in 16 straight appearances (March 22-May 7) and in 24 of his 28 total appearances ... Issued only one walk in his final nine appearances (12.1 innings) ... Eight straight scoreless relief appearances (12.1 innings) from April 1-16 ... Made 16 relief appearances longer than one inning ... Third in the Big 12 in appearances (28) ... Led the Jayhawks in saves (3).

**Sophomore at Kansas (2022)**

Appeared in 24 games with one start ... Posted a 2-1 record with a 7.98 ERA and 25 strikeouts in 38.1 innings of work ... Tied for sixth in appearances (24) in the Big 12 ... Five of his final six appearances were scoreless ... Made his first career start at Charleston Southern (March 8) ... Carded his first career win at Indiana State (March 20) ... Earned his first career save against Texas Tech (April 3).

**Freshman at Kansas (2021)**

Appeared in 13 games out of the bullpen ... Totaled 13.0 innings on the mound with seven strikeouts and a 3.46 ERA ... First appearance as a Jayhawk came at Saint Louis (March 5), recording one strikeout ... Made his first Big 12 appearance at West Virginia (March 26) ... Recorded 3.1 innings of relief against Baylor (April 17) ... Tallied a season-high two strikeouts against North Dakota State (May 1).

**High School**

Attended Rockhurst High School in Kansas City, Mo. ... Ranked the No. 1 left-handed pitcher in Missouri by Prep Baseball Report ... Ranked No. 1 left-handed pitcher in Kansas by Perfect Game ... Finished his junior season with a 1.08 ERA ... Recorded 52 strikeouts in 45 innings pitched ... Named First-Team All-District ... Rockhurst High School won its district in 2019 ... Played cornerback on the football team his senior season.



**JACK SMITH**

LHP • Freshman • 6-4 • 225 • L/L  
Moulton, Ala. • Hartselle HS **51**

**High School**

Attended Hartselle High School in Hartselle, Ala. ... Ranked by Perfect Game as the No. 246 overall prospect and the No. 37 left-handed pitcher in the class of 2023 ... Rated the No. 6 overall prospect and the No. 1 left-handed pitcher in Alabama by Perfect Game ... Ranked by Prep Baseball Report as the No. 189 overall prospect and the No. 28 left-handed pitcher in the class of 2023 ... Rated the No. 5 overall prospect and the No. 1 left-handed pitcher in Alabama by Prep Baseball Report ... 2023 Perfect Game Preseason All-American - All-Region Second Team (Southeast) ... 2022 Perfect Game Preseason Underclass All-American - Southeast Region Honorable Mention.





**JOSH HYNEMAN**

RHP • Redshirt Freshman • 6-4 • 240 • R/R  
Jonesboro, Ark. • Jonesboro HS **55**

**Freshman (2023)**

Redshirt season ... Did not appear in any games.

**High School**

Attended Jonesboro High School in Jonesboro, Ark. ... Ranked by Perfect Game as the No. 389 overall prospect and the No. 121 right-handed pitcher in the class of 2022 ... Ranked by Perfect Game as the No. 5 overall prospect and the No. 4 right-handed pitcher in the state of Arkansas ... No. 10 overall prospect and No. 4 right-handed pitcher in Arkansas by Prep Baseball Report ... 2022 Perfect Game Preseason All-American - Southeast All-Region Second Team ... 2021 Perfect Game Preseason Underclass All-American - Southeast All-Region Second Team ... 2020 Perfect Game Preseason Underclass All-American - Southeast Honorable Mention.



**ADAM HACHMAN**

LHP • Freshman • 6-5 • 245 • L/L  
Wentzville, Mo. • Timberland HS **61**

**High School**

Attended Timberland High School in Wentzville, Mo. ... Ranked by Perfect Game as the No. 55 overall prospect and the No. 8 left-handed pitcher in the class of 2023 ... Rated the No. 1 overall prospect and the No. 1 left-handed pitcher in Missouri by Perfect Game ... Ranked by Prep Baseball Report as the No. 12 overall prospect and th No. 3 left-handed pitcher in the class of 2023 ... Rated the No. 1 overall prospect and the No. 1 left-handed pitcher in Missouri by Prep Baseball Report ... Ranked by Baseball America as the No. 32 high school draft prospect and the No. 32 overall draft prospect ... Ranked by MLB Pipeline as the No. 15 high school draft prospect ... 2023 Perfect Game Preseason All-American - All-Region First Team (Central) ... 2022 USA Baseball 18U National Team member ... 2022 Baseball Factory All-American Game participant ... 2022 Perfect Game Preseason Underclass All-American - All-Region First Team (Central) ... 2021 Perfect Game Preseason Underclass All-American - Central Regional Honorable Mention ... 2020 Prep Baseball Report Future Games participant.




**Britney Hanson**  
Coach

The RBI Girls, coached by Britney Hanson, have entertained Razorback baseball fans since the 1997 season, performing dance routines and leading cheers from the top of the dugouts prior to all home games and between innings. They are an integral part of the gameday experience at Baum-Walker Stadium. The RBI Girls are accompanied at all baseball games and events by Ribby, the Arkansas baseball mascot.



2024 RAZORBACKS



**Haley Bogdon**  
Frisco, Texas




**Kylee Clowers**  
Cave Springs, Ark.



**Sophie Copelin**  
Jonesboro, Ark.



**Ryan Crockett**  
Jackson, Miss.



**Anna Falcon**  
Little Rock, Ark.



**Daviana Fletcher**  
Orange County, Calif.




**Macy Gardner**  
Stillwater, Okla.




**Jordan Greenwood**  
Little Rock, Ark.




**Kelsey Harper**  
Joplin, Mo.



**Harlyn Hogan**  
North Little Rock, Ark.



**Karsyn Kelly**  
Allen, Texas



**Kennedy Lee**  
Conway, Ark.




**Claire Linton**  
Springfield, Mo.




**Bryce Manuel**  
Oklahoma City, Okla.



**Kendal McCall**  
Tontitown, Ark.



**MJ McConnell**  
Fayetteville, Ark.



**Kaylee McCracken**  
St. Louis, Mo.



**Lilly McRae**  
St. Louis, Mo.




**Kennedy Morrison**  
Richardson, Texas



**Grace Olson**  
Jonesboro, Ark.




**Caitlyn Pearson**  
Kansas City, Mo.



**Izzi Rhodes**  
North Little Rock, Ark.



**Kenslee Roberson**  
Harrison, Ark.




**Alivia Russell**  
Rockvale, Tenn.



**Acacia Simmons**  
Springfield, Mo.



**Bethany Tomlin**  
Frisco, Texas




**Anna Marie Townsend**  
Bentonville, Ark.



**Chaney Tucker**  
Enid, Okla.



**McKane Barnes**  
Ribby



**CJ Josey**  
Ribby





**Andrea Stewart**  
Coordinator

Under the supervision of coordinator Andrea Stewart, the Diamond Dolls are a select group of young women who devote countless hours to the Razorback baseball program. The Diamond Dolls' duties include selling scorecards, assisting with on-field promotions and serving as bat girls.



2024 RAZORBACKS



**Jillian Alexander**  
St. Louis, Mo.



**Kaitlyn Amacher**  
Rockwall, Texas



**Mia Blum**  
Katy, Texas



**Claire Brown**  
Jonesboro, Ark.



**Sandy Cuadrado**  
Dallas, Texas



**Loren Davis**  
Westwood, Kan.



**Phoebe Duke**  
Springdale, Ark.



**Sophie Duke**  
Springdale, Ark.



**Caroline Field**  
Springfield, Mo.



**Alexandra Gibson**  
Jonesboro, Ark.



**Alex Guin**  
Minden, La.



**Peyton Hammack**  
Sulphur Springs, Texas



**Ashton Harris**  
Stillwater, Okla.



**Carson Henson**  
Sherwood, Ark.



**Annabelle Lynch**  
Overland Park, Kan.



**Mary Cooper Maris**  
Little Rock, Ark.



**Kloey Marlatt**  
Woodward, Okla.



**Hannah McCarver**  
Siloam Springs, Ark.



**Emily McLaughlin**  
McKinney, Texas



**Reagan Ramsey**  
Dardanelle, Ark.



**Hayley Reagor**  
Fayetteville, Ark.



**Brianna Ricardo**  
Argyle, Texas



**Grace Siegfried**  
Kansas City, Mo.



**Kennedy Smith**  
Conway, Ark.





# BECOME A PART OF THE TEAM

**START YOUR FAMILY TRADITION NOW  
AND JOIN THE RAZORBACK FOUNDATION!**



THE RAZORBACK FOUNDATION AND ITS MEMBERS SUPPLY STUDENT-ATHLETES WITH A FIRST-CLASS EDUCATION AND CHAMPIONSHIP-CALIBER FACILITIES WHILE PROVIDING YEARLY FINANCIAL SUPPORT NEEDED TO OPERATE 19 RAZORBACK SPORTS PROGRAMS.

## MEMBERSHIP INCLUDES:

**PRIORITY SEATING AND PARKING  
AT RAZORBACK ATHLETIC EVENTS**

**15% DISCOUNT AT  
HOG HEAVEN STORES**

**INVITATIONS TO EXCLUSIVE  
EVENTS WITH COACHES**

**SUPPORTING MORE THAN  
465+ STUDENT-ATHLETES**

**SCAN TO JOIN!**



**MAKE A TAX-DEDUCTIBLE GIFT**



**CONTACT US!**



@RAZORBACKFOUNDATION

479-443-9000 • GOHOGS@RAZORBACKFOUNDATION.COM • TEXT RAZORBACKS TO 479-349-4313





# || FACILITIES



# A || BAUM-WALKER STADIUM

When discussing the best college baseball facilities in the country, Baum-Walker Stadium is consistently among one of the first places mentioned. With room for more than 11,000 spectators, an impeccable playing surface and amenities that rival most minor league ballparks, it is the crown jewel of the collegiate ranks. Of course, the physical properties of Baum-Walker Stadium are only a portion of the baseball experience with the remainder in the form of fans that flock to the corner of Razorback Road and 15th Street to watch the Hogs take on all comers.

Officially named Baum Stadium at George Cole Field at its dedication on May 3, 1996, the facility derives its name from primary backers as well as from the history of Razorback baseball. Arkansas' facility prior to Baum Stadium was George Cole Field, and the new ballpark has preserved the tradition with its current name. In 2018, the Willard and Pat Walker Charitable Foundation pledged \$5 million in support of the recently opened J.B. and Johnelle Hunt Family Baseball Development Center. As a result of the commitment and pledge, Baum Stadium's name was changed to Baum-Walker Stadium.

In 1998, Baum-Walker Stadium received a special honor, when it was named the nation's No. 1 facility in *Baseball America's* poll of best college facilities. Five years later it took second in the same poll, cementing its legacy as one of the best facilities in the nation. Since Baum-Walker Stadium's construction, Arkansas officials have received numerous solicitations by coaches and administrators from across the country for blueprints and tours of the Razorbacks' home ballpark in an attempt to capture some of its charm. Even though Baum-Walker Stadium has been replicated to some degree, no other place in the country has the atmosphere that the venue brings to college baseball, which is why it has played host to 10 NCAA Regionals (1999, 2004, 2006, 2007, 2010, 2017, 2018, 2019, 2021, 2023) and five NCAA Super Regionals (2004, 2015, 2018, 2019, 2021).

Baum-Walker Stadium was one of the nation's best facilities when it was constructed, but since then it has undergone four renovations, making it the envy of visiting teams. The first upgrade came prior to the 2003 season, when the hitting and pitching cages were enclosed to ensure a place for Razorback players to practice year-round. A total of 2,600 chair back seats also were added to the park, 1,300 of which reside on each foul line.

Baum-Walker Stadium's second renovation came a year later as 12 luxury boxes, coaches' offices, a new scoreboard and natural grass completely changed the feel of the park. A state-of-the-art scoreboard added full video, complete with a message center and an analog clock was added to the right-center field gap, which stood 45-feet high and 76-feet wide. The original turf field at Baum-Walker Stadium was torn out, and rye grass was grown for the 2004 campaign but replaced by a hybrid Bermuda in 2005. A portion of the upgrades were made possible by contributions from the Willard and Pat Walker Charitable Foundation, Bob & Marilyn Bogle, the Pagnozzi Charities, John Tyson and Stan Ley.

The next renovation came prior to the 2007 season as 20 luxury boxes were built, 1,000 chair back seats were added, restrooms were constructed and the Hog Pen and picnic area were expanded. A new ticket office, field lights and wall pads were added as well. The final set of upgrades to the park brought capacity to 10,737 seats with 8,237 of those coming from chair backs and 34 from luxury boxes.

New LED ribbon boards were added in 2013, and the Fowler Family Baseball and Track Training Center opened in the fall of 2014, providing Arkansas with the finest collegiate indoor facility in the country. The facility provides approximately 52,000 square feet of climate-controlled practice space, including a full-size practice infield, throwing area, batting areas and ancillary team spaces.

In 2016, the university's partnership with South Dakota-based Daktronics produced the largest video board ever installed at an on-campus college baseball facility in the country. The massive 25-foot by 71-foot LED video board enhances an already memorable experience at Baum Stadium by providing 1,775 square feet of digital space for live high-definition video, instant replays, up-to-the-minute statistics, and game information, graphics and animations.

In 2018, the U of A Board of Trustees approved the construction of a baseball performance center at Baum-Walker Stadium. The J.B. and Johnelle Hunt Family Baseball Development Center, which sits beyond the right field foul pole, is approximately 49,000 square feet and features coaches offices and upgraded amenities for student-athletes, including an improved and expanded locker room, team meeting room, training rooms, lounge areas and a nutrition center. The \$27 million building, funded entirely by athletic revenues, gifts and bond proceeds from a bond issue, also includes a state-of-the-art strength and conditioning center, indoor practice area and pitching development center.

In 2004, Baum-Walker Stadium served as host to its second NCAA Regional and first NCAA Super Regional, drawing the largest total attendance in the nation for both events. The series-clinching win over Florida State drew 10,027 fans to Baum Stadium, eclipsing the previous night's record of 9,338, set less than 24 hours earlier. In all, a combined 58,138 attended the NCAA Regional and Super Regional during the 2004 season.

Arkansas' 2004 attendance numbers were no fluke as fans continued to pour into the ballpark. The 2005 and 2006 crowds continued to set records for both paid and actual attendance. While the NCAA and SEC recognize tickets sold as their method of ranking schools, Arkansas keeps both actual patrons as well as paid attendance figures and has seen steady increases in both areas.

The combination of the upgrades prior to the 2007 season as well as a top-10 baseball team produced then-record attendance numbers as Arkansas smashed its school record for the fourth straight year. The Hogs became the first team in







NCAA history to average more than 8,000 tickets sold per game (8,069). Arkansas also set a then-school record for actual attendance with 198,218 fans (6,007 per game) passing through the gates of Baum-Walker Stadium.

The attendance figures drawn to Baum-Walker Stadium allowed Arkansas to host its third NCAA Regional in four years in 2007 and its fourth since 1999. Razorback fan support did not flounder as the Regional was the best attended of all 16 sites, averaging 6,452 fans over six games.

In April 2009, Baum-Walker Stadium played host to its first No. 1 versus No. 1 battle when the Razorbacks took on Arizona State. In game two of the midweek series, 11,014 fans were in attendance and 11,434 tickets sold. Both numbers were then-facility records, topping the previous mark of 10,581 fans who watched Arkansas defeat LSU in 2007. The two-game series against the Sun Devils brought 17,300 fans through the turnstiles, a midweek record, and the 19,776 tickets sold were also a midweek series high mark.

Razorback fans have continued to set the bar high when it comes to postseason attendance. Baum-Walker Stadium has been fortunate to have been a host for the 2015 NCAA Super Regional, the 2017 NCAA Regional, the 2018, 2019 and 2021 NCAA Regionals and Super Regionals and, most recently, the 2023 NCAA Regionals.

On June 6, 2015, a school-record of 12,167 fans watched game two of the NCAA Fayetteville Super Regional between Arkansas and Missouri State. The day before, 11,869 fans came through the turnstiles to watch game one, which still ranks second on the all-time actual crowds list. The Razorbacks completed the trifecta in game three of that series when Baum-Walker Stadium recorded its third straight day of 11,500-plus fans inside as they witnessed the Hogs lock up their eighth trip to the College World Series.

Three years later, Arkansas nearly matched that fan support in the 2018 Fayetteville Super Regional against SEC-foe South Carolina. More than 11,000 fans entered the grounds to see the Razorbacks earn their ninth trip to Omaha in program history. In total for the entire 2018 postseason, 89,852 fans packed Baum-Walker Stadium throughout the two rounds, more than any other postseason site.

The Razorback faithful accomplished it again in 2019 after hosting nine games during the Regionals and Super Regionals during the NCAA Tournament, welcoming more fans than any other ballpark in the nation. Arkansas saw 93,868 fans pack the stadium during the two postseason rounds that showcased the Hogs advancing to their 10th College World Series in program history. The total attendance was 4,000 more than the previous year's Regionals and Super Regionals' combined attendance figure.

Baum-Walker Stadium was one of eight ballparks in 2019 to host both postseason rounds and the only one to surpass 90,000 in total attendance. In the games featuring the Razorbacks, the average attendance was 10,845 - including 11,276 during Super Regionals. All three Super Regional crowds exceeded 11,000 and are some of the largest postseason paid attendances in stadium history.

Including the postseason, total attendance at Baum-Walker Stadium in 2019 climbed to 348,775, the third-highest total in the nation. On average, Arkansas accumulated 8,719 fans per game, fourth highest in the country.

Arkansas led the country in both average and total attendance in 2022. Baum-Walker Stadium drew a record 10,376 fans per game, good for a then-record 363,153 total fans over 35 home dates. To punctuate the historic year, 34,796 Razorback fans turned out for the three-game home series against Ole Miss, setting the stadium's three-game series attendance record.

During the Hogs' 2023 campaign, yet another stadium record was set as Baum-Walker drew a program-high 370,940 total fans over 38 home dates. It was the 20th straight year that Arkansas ranked in the top five in the nation in attendance.

Baum-Walker Stadium is the culmination of a vision that was possible only through the dedication of former Arkansas head coach Norm DeBriyn, former University of Arkansas athletics director Frank Broyles and contributions by the families of Willard and Pat Walker and Charlie Baum. While the efforts of DeBriyn and Broyles were instrumental in maintaining a state-of-the-art home for Arkansas baseball since the original George Cole Field opened in 1975, it was the generosity of the Baum and Walker families that allowed Arkansas to abandon plans to renovate its former facility and replace it with a new standard in college baseball venues.

The support of the George Cole family has been an integral part of the program's growth since the former Razorback athlete, coach and athletic director donned the Cardinal and White many years ago.

"Without the support of the Charlie Baum, Willard Walker and George Cole families, this wouldn't have been possible," DeBriyn said when Baum Stadium opened. "It's an incredible facility, and there is not one like it anywhere in the country. There is no way to describe the excitement our players and coaches have when they take the field."

Representatives of all three families attended the groundbreaking ceremony on Oct. 12, 1994. 18 months later, Arkansas' Matt Carnes delivered Baum Stadium's first pitch to Auburn's Russell Whittenburg, completing the dream. The Razorbacks defeated the Auburn Tigers, 9-2, in the stadium's inaugural contest.



# A || BAUM-WALKER STADIUM

Before Baum-Walker Stadium, George Cole Field, named for the late Razorback shortstop and athletics director, served as Arkansas' home field from 1975 until 1996. A native of Bauxite, Ark., Cole served as athletics director from July 1, 1970, until his retirement on July 1, 1973. A former All-SWC quarterback for the Razorback football team, Cole scored a then-school-record 85 points as a senior in 1927.

Cole began his administrative career at Arkansas as a football line coach in 1936 and became an assistant athletics director under the legendary John Barnhill in 1957.

When it opened in 1975, George Cole Field enabled the Razorbacks to leave the field at the Washington County Fairgrounds and move into an on-campus facility for the first time. With a capacity of 3,000, George Cole Field was located just north of John McDonnell Field. Setting the trend for Arkansas having the finest college baseball park in the nation, George Cole Field was one of the few with artificial turf.

Donations from former Razorbacks Tim Lollar, Johnny Ray and Kevin McReynolds and their agent, Tom Selakovich, provided for the installation of lights at George Cole Field in 1985. On March 22 of that season, the Hogs defeated Southwest Conference rival Texas, 5-4, in the first night baseball game on the Arkansas campus.

Later that season, George Cole Field played host to the Southwest Conference Tournament for the first time. Arkansas defeated Texas, 10-6, in the championship game to win its first conference tournament title. The SWC tournament came to Fayetteville again in 1988.

When the Razorbacks entered the Southeastern Conference in 1992, University of Arkansas officials recognized the need to improve the school's baseball facility. While plans originally called for the improvement of George Cole Field, generous donations from the Willard and Pat Walker and Charlie Baum families, along with former Razorback Tom Pagnozzi, enabled the Razorbacks to scrap the renovation plans and start from scratch with an entirely new state-of-the-art facility.

During its 21 seasons, George Cole Field was home to a number of future major-leaguers, including Pagnozzi, Ray, McReynolds, Lollar, Les Lancaster and Jeff King.

Although the original George Cole Field played host to its last game on March 31, 1995, the spirit endures in the official name of the Razorbacks' current facility: Baum-Walker Stadium at George Cole Field.



## QUICK FACTS: BAUM-WALKER STADIUM AT GEORGE COLE FIELD

**Architect:** HOK Sport

**Contractor:** Kinco, Inc.

**Capacity:** 11,121

**Chairback Seats:** 8,237

**Surface:** Natural bermuda-hybrid grass (installed 2005)

**Construction Cost:** \$8.9 million (initial - 1996)

**Parking:** 2,290 spaces

**Groundbreaking:** Oct. 12, 1994

**First Game:** April 13, 1996 (Arkansas 9, Auburn 2)

**Dedication:** May 3, 1996 (Arkansas 9, Alabama 3)

**Largest Crowd (Actual):** June 6, 2015 - 12,167; Missouri St. 3, Arkansas 1

**Field Dimensions (L-LC-C-RC-R):** 320-375-400-365-312

**Grandstand Canopy:** Masted, cable-suspended

**Dugouts:** Built to MLB specifications, tunnel access to clubhouses

**Batter's Eye:** 40' x 80' wall behind center field

**Bullpens:** Located in left and right field; allow full field visibility

**Concourse:** Elevated, with unobstructed views of the playing field throughout from foul pole to foul pole

**Concession Stands:** Eight (full-service)

**Foul Pole Patio:** High-top, reserved seating area that is tucked away by the left field foul pole

**Hog Heaven:** 98 premium outdoor seats on the press box level

**Hog Pen:** Beyond left field fence with 12 picnic tables and 40 grills

**Home Plate Plaza:** Ballpark's grand entrance and meet-up location, anchored by the Terrazzo Hog, a Baum-Walker Stadium trademark

**JB & Johnelle Hunt Family Baseball Development Center:** State-of-the-art clubhouse with player development areas as well as enhanced equipment and training rooms located beyond right field

**Johnny Mike Walker Lounge:** Located on press level, accessible to Hog Heaven ticket holders and Swatter's Club members

**Macke's Bases Loaded Landing:** General admission area and bar for fans, located beyond the right field foul pole and connected to the JB & Johnelle Hunt Family Baseball Development Center

**Offices:** Spacious coaches' offices located in the JB & Johnelle Hunt Family Baseball Development Center overlooking the field

**Press Box:** Two seating rows and spacious work area

**Press Conference Room:** Direct access from the home dugout

**Press Level Booths:** Two radio booths and a television booth

**Promotions Booth:** Ballpark promotions and gameday information hub located on the concourse behind section 110

**Restrooms:** On first and third base side of grandstand, in both dugouts and clubhouses, in luxury boxes, in press box and in the JB & Johnelle Hunt Family Baseball Development Center

**Scoreboard:** One of the largest video boards in college baseball, the LED's display's dimensions are 25-feet tall by 71-feet wide and provide 1,775 square feet of digital space for live high-definition video, instant replays, graphic animations, in-game stats and info

**Sound System:** On-demand access to sound effects and music

**Suites:** 34 luxury suites on press level

**Team Store:** Official Store of the Razorbacks with on-field and novelty items located behind section 107

**Ticket Offices:** Located in Razorback Foundation building down the left field line

**Umpire's Locker Room:** Includes dressing, shower and restrooms

**Visitors Clubhouse:** Direct access to dugout via tunnel; includes training room and equipment room





**BAUM-WALKER STADIUM RECORDS**

**13,472**

SINGLE-GAME ATTENDANCE (2018)

**10,376**

SINGLE-SEASON AVERAGE (2022)

**370,940**

SINGLE-SEASON TICKETS (2023)

**662**

WINS AT BAUM-WALKER STADIUM

**34,796**

3-GAME SERIES ATTENDANCE (2022)

**ARKANSAS YEAR-BY-YEAR RESULTS AT BAUM-WALKER STADIUM**

1996 6-3 (.667)	1997 26-7 (.788)	1998 22-9 (.710)	1999 26-7 (.788)	2000 15-19 (.441)	2001 19-6 (.760)	2002 18-12 (.600)	2003 22-8 (.733)	2004 31-8 (.795)	2005 19-9 (.679)
2006 21-8 (.724)	2007 23-10 (.697)	2008 24-9 (.727)	2009 21-12 (.636)	2010 29-9 (.763)	2011 24-7 (.774)	2012 28-8 (.778)	2013 24-9 (.727)	2014 25-10 (.714)	2015 23-12 (.657)
2016 19-14 (.576)	2017 29-8 (.784)	2018 34-4 (.895)	2019 33-7 (.825)	2020 11-2 (.846)	2021 30-8 (.790)	2022 28-7 (.800)	2023 32-6 (.842)		

FACILITIES

**Top 20 All-Time Crowds (tickets sold/distributed)**

1. USC	13,472	March 3, 2018
2. Mississippi State	12,589	April 25, 2015
3. South Alabama	12,006	March 7, 2020
4. LSU	11,827	April 8, 2017
5. Tennessee	11,787	April 26, 2019
6. Vanderbilt	11,772	May 13, 2022
7. Vanderbilt	11,761	May 14, 2022
8. Auburn	11,742	April 26, 2014
9. Ole Miss	11,736	April 30, 2022
10. LSU	11,714	May 10, 2019
11. Ole Miss	11,651	April 29, 2022
12. Tennessee	11,594	April 27, 2019
13. Mississippi State	11,548	April 1, 2022
14. Mississippi State	11,522	April 2, 2022
15. LSU	11,462	April 9, 2011
16. Arizona State	11,434	April 8, 2009
17. Mississippi State	11,415	April 3, 2022
18. Ole Miss	11,409	May 1, 2022
19. Ole Miss*	11,383	June 9, 2019
20. Ole Miss*	11,350	June 8, 2019

\* - NCAA Super Regional  
^ - NCAA Regional

**Top 20 All-Time Crowds (actual)**

1. Missouri State*	12,167	June 6, 2015
2. Missouri State*	11,869	June 5, 2015
3. South Carolina*	11,722	June 9, 2018
4. Missouri State*	11,694	June 7, 2015
5. South Carolina*	11,481	June 10, 2018
6. South Carolina*	11,217	June 11, 2018
7. LSU	11,103	April 9, 2011
8. Arizona State	11,014	April 8, 2009
9. Oral Roberts^	11,088	June 2, 2017
10. LSU	10,987	April 8, 2017
11. Mississippi State	10,837	April 25, 2015
12. Mississippi State	10,784	April 16, 2011
13. USC	10,732	March 3, 2018
14. LSU	10,581	May 5, 2007
15. Texas A&M	10,477	April 20, 2013
16. Missouri State^	10,369	June 3, 2017
17. Missouri State^	10,273	June 5, 2017
18. Central Michigan	10,219	Feb. 20, 2016
19. Auburn	10,217	April 26, 2014
20. Southern Miss^	10,213	June 2, 2018

\* - NCAA Super Regional  
^ - NCAA Regional

**2023 NCAA ATTENDANCE LEADERS**

Team	Total Home Attendance		Games
	Average	Total	
1. LSU	11,188	447,527	40
<b>2. Arkansas</b>	<b>9,762</b>	<b>370,940</b>	<b>38</b>
3. Mississippi State	11,095	332,838	30
4. Ole Miss	10,095	323,047	32
5. Florida	6,029	259,236	43
6. South Carolina	7,113	256,075	36
7. Texas	6,730	242,264	36
8. Texas A&M	5,577	195,183	35
9. Southern Miss	5,169	175,740	34
10. Tennessee	4,388	171,151	39
11. Oklahoma State	4,776	162,378	34
12. Clemson	4,265	157,814	37
13. Virginia	3,679	154,507	42
14. East Carolina	4,402	149,652	34
15. TCU	4,287	145,744	34
16. Alabama	3,617	137,463	38
17. Texas Tech	3,711	137,306	37
18. Florida State	4,478	134,340	30
19. Auburn	3,713	129,948	35
20. Louisiana	3,775	128,345	34





### FOWLER FAMILY TRAINING CENTER

The facility provides approximately 52,000 square feet of climate-controlled practice space, including a full-size practice infield, throwing area, batting areas and ancillary team spaces.

Thanks in part to the generous \$2.5 million gift provided by the Wallace and Jama Fowler family, the University of Arkansas completed a brand new worldclass indoor training facility for baseball and track in the summer of 2015.

Dedicated on Sept. 20, 2014, as the Fowler Family Baseball and Track Training Center, the facility provides approximately 52,000 square feet of climate-controlled practice space, including a full size practice infield, throwing area, batting areas and ancillary team spaces.

The facility includes four batting cages with a drop down and raise up netting system that allows for baseball training and available surface space. The practice infield is suitable for live hitting with nets ensuring safe activity and observation outside the infield space and protective measures toward the facility structure.

The Fowler Family's gift marked substantial progress toward meeting the fundraising goal for the project. The fundraising goal for the facility was funded by a combination of capital gifts, athletic revenues and proceeds from a bond issue. The total project cost was \$9.1 million.







**HUNT FAMILY DEVELOPMENT CENTER**

The one-of-a-kind facility features an expanded locker room, team meeting space, strength & conditioning center, training room, nutrition center and a state-of-the-art player development lab.

The J.B. and Johnelle Hunt Family Baseball Development Center is a 49,000-square foot baseball performance facility, providing student-athletes with an improved and expanded locker room, team meeting room, strength and conditioning center, training room, nutrition center, pitching and development lab and an in-venue batting tunnel.


The one-of-a-kind facility sits in the right-field corner of Baum-Walker Stadium, connecting it with the west concourse and providing new premium seating areas for games. It also includes a tunnel to connect the facility with the first-base dugout. The Norm DeBrynn Champions Lobby features numerous historical displays and interactive content showcasing the history of Razorback baseball.

The Van Horn Hog, named in honor of legendary Arkansas Razorback head baseball coach Dave Van Horn, is symbolic of the indomitable fighting spirit of the wild Razorback. The Razorback baseball program is nationally recognized as a skilled and spirited group possessing a fiery determination to prevail. The Van Horn Hog, donated by the Waldrip family, is dedicated to the legions of fans across Arkansas and the nation who share that same unwavering, fighting Razorback spirit.

The \$27 million J.B. and Johnelle Hunt Family Baseball Development Center was funded entirely by athletic revenues, gifts and bond proceeds from a bond issue. No university funds, state funds or student fees were required to complete the project. The facility was approved for construction in June 2019 by the University of Arkansas Board of Trustees.



FACILITIES







**|| 2023 SEASON REVIEW**



**2023 RECORD:** 43-18 • **HOME:** 32-6 • **AWAY:** 7-9 • **NEUTRAL:** 4-3 • **SEC:** 20-10 • **NCAA TOURNAMENT:** NCAA Regionals

Game date	Opponent	Score	Arkansas		Innings	Overall	SEC	Pitcher of record	Attendance	Time
			R-H-E	Opponent R-H-E						
Feb. 17	vs. Texas ^	W, 3-2	3-8-1	2-5-1	9	1-0-0	0-0-0	Adcock (W, 1-0)	15,721	3:14
Feb. 18	vs. #15 TCU ^	L, 18-6	6-9-0	18-19-2	9	1-1-0	0-0-0	Morris (L, 0-1)	20,295	4:00
Feb. 19	vs. #9 Oklahoma State ^	W, 18-1	18-14-0	1-4-1	(7)	2-1-0	0-0-0	Hollan (W, 1-0)	16,100	2:45
Feb. 21	Grambling	W, 9-7	9-9-2	7-13-0	9	3-1-0	0-0-0	Tygart (W, 1-0)	9,247	3:02
Feb. 24	Eastern Illinois	W, 13-2	13-11-0	2-6-3	(7)	4-1-0	0-0-0	Smith (W, 1-0)	8,956	2:49
Feb. 25	Eastern Illinois	W, 10-3	10-13-0	3-7-1	9	5-1-0	0-0-0	McEntire (W, 1-0)	9,888	2:56
Feb. 26	Eastern Illinois	L, 12-3	3-4-2	12-14-1	9	5-2-0	0-0-0	Adcock (L, 1-1)	9,097	2:53
March 1	Illinois State	W, 10-9	10-14-2	9-13-1	(11)	6-2-0	0-0-0	Carter (W, 1-0)	8,727	3:34
March 3	Wright State	W, 12-2	12-9-0	2-9-1	(8)	7-2-0	0-0-0	Smith (W, 2-0)	8,851	2:47
March 4	Wright State	W, 12-6	12-14-1	6-10-1	9	8-2-0	0-0-0	McEntire (W, 2-0)	10,530	3:13
March 5	Wright State	W, 6-2	6-11-1	2-8-2	9	9-2-0	0-0-0	Hollan (W, 2-0)	9,703	2:50
March 7	Army	W, 7-5	7-8-1	5-12-0	9	10-2-0	0-0-0	Carter (W, 2-0)	8,945	2:36
March 10	Louisiana Tech	W, 7-4	7-11-0	4-8-1	9	11-2-0	0-0-0	Smith (W, 3-0)	9,273	2:52
March 11	Louisiana Tech	W, 6-1	6-9-1	1-3-1	9	12-2-0	0-0-0	McEntire (W, 3-0)	10,086	2:07
March 12	Louisiana Tech	W, 15-6	15-11-2	6-5-1	9	13-2-0	0-0-0	Hollan (W, 3-0)	9,117	3:11
March 14	UNLV	W, 13-7	13-14-2	7-10-1	9	14-2-0	0-0-0	Carter (W, 3-0)	8,701	3:07
March 15	UNLV	W, 5-2	5-7-2	2-7-1	9	15-2-0	0-0-0	Bybee (W, 1-0)	8,785	2:22
March 17	Auburn *	W, 7-2	7-8-0	2-6-1	9	16-2-0	1-0-0	Hollan (W, 4-0)	9,276	2:52
March 18	Auburn *	W, 9-3	9-9-1	3-6-1	9	17-2-0	2-0-0	McEntire (W, 4-0)	9,359	2:38
March 19	Auburn *	W, 5-0	5-9-0	0-3-0	9	18-2-0	3-0-0	Adcock (W, 2-1)	9,196	2:38
March 21	SEMO	W, 12-2	12-11-0	2-4-4	(7)	19-2-0	3-0-0	Bybee (W, 2-0)	8,917	2:22
March 24	at #1 LSU *	W, 9-3	9-7-0	3-8-0	(10)	20-2-0	4-0-0	Smith (W, 4-0)	11,216	3:08
March 25	at #1 LSU-1 *	L, 12-2	2-3-0	12-16-1	(7)	20-3-0	4-1-0	McEntire (L, 4-1)	11,857	2:38
March 25	at #1 LSU-2 *	L, 14-5	5-9-2	14-11-0	9	20-4-0	4-2-0	Morris (L, 0-2)	12,073	3:12
March 28	Omaha	W, 16-3	16-14-1	3-3-1	(7)	21-4-0	4-2-0	Wood (W, 1-0)	8,890	2:34
March 31	Alabama *	L, 12-1	1-3-1	12-22-1	9	21-5-0	4-3-0	Hollan (L, 4-1)	10,032	2:47
April 1	Alabama *	W, 9-6	9-10-0	6-15-1	9	22-5-0	5-3-0	Smith (W, 5-0)	10,713	2:49
April 2	Alabama *	W, 5-4	5-9-2	4-7-1	9	23-5-0	6-3-0	Carter (W, 4-0)	10,006	2:46
April 7	at Ole Miss-1 *	W, 11-2	11-15-0	2-6-1	9	24-5-0	7-3-0	Hollan (W, 5-1)	9,578	2:53
April 7	at Ole Miss-2 *	L, 7-4	4-7-0	7-8-0	9	24-6-0	7-4-0	Smith (L, 5-1)	9,958	2:46
April 8	at Ole Miss *	W, 6-4	6-8-0	4-10-2	9	25-6-0	8-4-0	Carter (W, 5-0)	10,403	2:36
April 11	Little Rock	W, 21-5	21-13-0	5-11-0	(7)	26-6-0	8-4-0	Adcock (W, 3-1)	9,246	3:04
April 12	Little Rock	L, 11-4	4-6-2	11-14-2	9	26-7-0	8-4-0	Ledbetter (L, 0-1)	9,101	3:10
April 14	#16 Tennessee *	W, 5-2	5-7-1	2-6-3	9	27-7-0	9-4-0	Hollan (W, 6-1)	11,043	2:42
April 15	#16 Tennessee *	W, 6-3	6-4-1	3-7-2	9	28-7-0	10-4-0	McEntire (W, 5-1)	11,076	2:50
April 16	#16 Tennessee *	W, 7-2	7-8-0	2-7-0	9	29-7-0	11-4-0	Carter (W, 6-0)	10,625	2:44
April 18	UCA	W, 6-3	6-13-1	3-7-2	9	30-7-0	11-4-0	Foutch (W, 1-0)	10,052	2:59
April 20	at Georgia *	L, 6-5	5-10-1	6-9-0	9	30-8-0	11-5-0	Hollan (L, 6-2)	2,934	2:48
April 21	at Georgia *	L, 7-3	3-7-0	7-12-0	9	30-9-0	11-6-0	McEntire (L, 5-2)	3,741	2:31
April 22	at Georgia *	L, 9-8	8-7-1	9-9-0	9	30-10-0	11-7-0	Bybee (L, 2-1)	3,688	3:13
April 25	at Missouri State	L, 8-4	4-5-0	8-10-3	9	30-11-0	11-7-0	Morris (L, 0-3)	2,780	2:45
April 27	Texas A&M *	W, 7-5	7-9-0	5-10-0	9	31-11-0	12-7-0	Smith (W, 6-1)	9,321	3:28
April 28	Texas A&M *	W, 10-4	10-11-0	4-4-1	9	32-11-0	13-7-0	McEntire (W, 6-2)	10,468	3:08
April 29	Texas A&M *	W, 8-7	8-9-1	7-9-3	9	33-11-0	14-7-0	Adcock (W, 4-1)	10,013	3:15
May 2	vs. Lipscomb @	L, 8-6	6-5-2	8-8-1	(11)	33-12-0	14-7-0	McLaughlin (L, 0-1)	9,346	4:08
May 5	at Mississippi State *	W, 6-2	6-7-0	2-2-0	9	34-12-0	15-7-0	Smith (W, 7-1)	10,871	2:30
May 6	at Mississippi State *	W, 14-2	14-11-2	2-7-2	(7)	35-12-0	16-7-0	Tygart (W, 2-0)	11,973	2:25
May 7	at Mississippi State *	W, 11-6	11-9-1	6-6-1	9	36-12-0	17-7-0	Morris (W, 1-3)	9,882	2:59
May 12	#6 South Carolina *	W, 4-1	4-8-0	1-6-0	9	37-12-0	18-7-0	Wood (W, 2-0)	10,218	2:34
May 13	#6 South Carolina *	L, 3-1	1-6-0	3-6-1	9	37-13-0	18-8-0	McEntire (L, 6-3)	10,432	2:27
May 14	#6 South Carolina *	W, 5-1	5-10-0	1-5-0	9	38-13-0	19-8-0	Hollan (W, 7-2)	9,981	2:08
May 18	at #12 Vanderbilt *	W, 8-2	8-7-0	2-6-4	9	39-13-0	20-8-0	Smith (W, 8-1)	3,802	2:35
May 19	at #12 Vanderbilt *	L, 10-8	8-11-0	10-7-1	9	39-14-0	20-9-0	Adcock (L, 4-2)	3,802	2:34
May 20	at #12 Vanderbilt *	L, 7-6	6-9-1	7-12-1	9	39-15-0	20-10-0	Coil (L, 0-1)	3,802	2:54
May 24	vs. Texas A&M \$	W, 6-5	6-8-0	5-7-1	(11)	40-15-0	20-10-0	McEntire (W, 7-3)	7,825	3:37
May 25	vs. #5 LSU \$	W, 5-4	5-6-0	4-11-1	9	41-15-0	20-10-0	Hollan (W, 8-2)	12,875	2:40
May 27	vs. Texas A&M \$	L, 5-4	4-10-0	5-10-1	9	41-16-0	20-10-0	Tygart (L, 2-1)	8,938	3:17
June 2	Santa Clara !	W, 13-6	13-10-1	6-13-1	9	42-16-0	20-10-0	McEntire (W, 8-3)	11,078	3:17
June 4	#17 TCU !	L, 20-5	5-10-0	20-21-0	9	42-17-0	20-10-0	Smith (L, 8-2)	11,121	2:38
June 4	Santa Clara !	W, 6-4	6-6-1	4-5-1	9	43-17-0	20-10-0	Tygart (W, 3-1)	10,395	2:45
June 5	#17 TCU !	L, 12-4	4-3-1	12-12-0	9	43-18-0	20-10-0	Morris (L, 1-4)	10,475	2:57

\* SEC opponent

^ Higginbotham College Baseball Showdown (Globe Life Field in Arlington, Texas)

@ Game played at Dickey-Stephens Park in North Little Rock, Ark.

\$ SEC Tournament (The Hoover Met in Hoover, Ala.)

! NCAA Fayetteville Regional (Baum-Walker Stadium in Fayetteville, Ark.)

## Team Batting

At bats:	44	vs. Illinois State (March 1)
Runs scored:	21	vs. Little Rock (April 11)
Hits:	15	at Ole Miss [DH-1] (April 7)
RBI:	20	vs. Little Rock (April 11)
Doubles:	5	at Georgia (April 20)
Triples:	2	vs. #16 Tennessee (April 16)
Home runs:	4	(4 times)
Total bases:	30	vs. Illinois State (March 1)
Walks:	15	vs. Little Rock (April 11)
Strikeouts:	15	at #1 LSU (March 24)
Sac hits:	3	vs. Texas A&M (April 29)
Sac flies:	4	vs. Grambling (Feb. 21)
Stolen bases:	5	vs. #16 Tennessee (April 15)
Hit by pitch:	4	vs. #16 Tennessee (April 15)
Caught stealing:	2	vs. Louisiana Tech (March 10)
	2	at Georgia (April 21)
Runners LOB:	15	vs. Texas A&M (April 27)
Hit into DP:	3	vs. Grambling (Feb. 21)
	3	vs. Army (March 7)
	3	vs. Texas A&M (May 24 in Hoover, Ala.)

## Fielding

Putouts:	33	vs. Illinois State (March 1)
	33	vs. Lipscomb (May 2 in North Little Rock, Ark.)
	33	vs. Texas A&M (May 24 in Hoover, Ala.)
Assists:	16	at Mississippi State (May 7)
Errors:	2	(11 times)
Passed balls:	2	vs. Eastern Illinois (Feb. 26)
DPs turned:	3	at Ole Miss [DH-1] (April 7)

## Pitching

Innings pitched:	11.0	vs. Illinois State (March 1)
	11.0	vs. Lipscomb (May 2 in North Little Rock, Ark.)
	11.0	vs. Texas A&M (May 24 in Hoover, Ala.)
Runs allowed:	20	vs. #17 TCU (June 4)
Earned runs:	20	vs. #17 TCU (June 4)
Walks allowed:	11	vs. TCU (Feb. 18 in Arlington, Texas)
	11	vs. Lipscomb (May 2 in North Little Rock, Ark.)
Strikeouts:	17	vs. #5 LSU (May 25 in Hoover, Ala.)
Hits allowed:	22	vs. Alabama (March 31)
Doubles allowed:	5	vs. Texas A&M (May 27 in Hoover, Ala.)
Triples allowed:	1	(4 times)
Homers allowed:	4	(5 times)
Wild pitches:	4	vs. #16 Tennessee (April 15)
Hit batters:	4	vs. UCA (April 18)

## Individual Batting

At bats:	6	Peyton Stovall vs. Illinois State (March 1)
	6	Brady Slavens vs. Louisiana Tech (March 12)
	6	Tavian Josenberger vs. Santa Clara (June 2)
Runs scored:	4	Peyton Holt vs. Little Rock (April 11)
Hits:	3	(28 times)
RBI:	5	(4 times)
Doubles:	2	(7 times)
Triples:	1	(10 times)
Home runs:	2	Caleb Cali at Georgia (April 22)
	2	Tavian Josenberger vs. #17 TCU (June 4)
Total bases:	9	Caleb Cali at Georgia (April 22)
Walks:	5	Jared Wegner vs. Louisiana Tech (March 12)
Strikeouts:	4	Caleb Cali vs. Texas (Feb. 17 in Arlington, Texas)
	4	Caleb Cali vs. Santa Clara (June 4)
Sac hits:	2	John Bolton vs. Texas A&M (April 28)
	2	Hunter Grimes vs. Texas A&M (April 29)
Sac flies:	2	Kendall Diggs vs. Texas A&M (April 29)
Stolen bases:	2	(5 times)
Hit by pitch:	2	(4 times)
Caught stealing:	1	(16 times)
Runners LOB:	6	Kendall Diggs vs. Texas A&M (May 27 in Hoover, Ala.)

## Fielding

Putouts:	16	Parker Rowland vs. #5 LSU (May 25 in Hoover, Ala.)
Assists:	7	John Bolton vs. Illinois State (March 1)
Errors:	2	John Bolton vs. Illinois State (March 1)
Passed balls:	2	Hudson Polk vs. Eastern Illinois (Feb. 26)

## Pitching

Innings pitched:	9.0	Will McEntire vs. Louisiana Tech (March 11)
	9.0	Hunter Hollan vs. South Carolina (May 14)
Runs allowed:	8	Hagen Smith vs. #17 TCU (June 4)
Earned runs:	8	Hagen Smith vs. #17 TCU (June 4)
Walks allowed:	5	Hagen Smith vs. Wright State (March 3)
	5	Hunter Hollan at Georgia (April 20)
	5	Hagen Smith at Mississippi State (May 5)
Strikeouts:	10	Hunter Hollan vs. #6 South Carolina (May 14)
Hits allowed:	10	Hunter Hollan vs. Alabama (March 31)
Doubles allowed:	3	Will McEntire at #1 LSU [DH-1] (March 25)
	3	Will McEntire vs. Alabama (April 1)
Triples allowed:	1	(4 times)
Homers allowed:	4	Will McEntire at Georgia (April 21)
Wild pitches:	4	Gage Wood vs. #16 Tennessee (April 15)
Hit batters:	3	Hunter Hollan vs. Louisiana Tech (March 12)



**Jace Bohrofen**, one of the Razorbacks' three team captains in 2023, started all 60 games and slashed a team-leading .318/.436/.612 with a team-high 16 home runs and 52 RBI last season. Bohrofen was selected by the Toronto Blue Jays in the sixth round of the 2023 MLB Draft.



**Hagen Smith** was a consensus All-American and an All-SEC First Team honoree in 2023. Smith made 18 appearances with 11 starts on the mound as a sophomore, posting an 8-2 record with a 3.64 ERA, a team-leading 109 strikeouts and two saves in 71 2/3 innings of work last season.



2023 RECORD: 43-18 • HOME: 32-6 • AWAY: 7-9 • NEUTRAL: 4-3 • SEC: 20-10 • NCAA TOURNAMENT: NCAA Regionals

Hitting (Hitting minimums - 1 Games, 1 AB, 1.0 AB/Game, 2.0 TPA/Game)

#	Player	AVG	GP-GS	AB	R	H	2B	3B	HR	RBI	TB	SLG%	BB	HBP	SO	GDP	OB%	SF	SH	SB-ATT	PO	A	E	FLD%
8	Jace Bohrofen	.318	60-60	214	54	68	15	0	16	52	131	.612	32	16	63	3	.436	4	1	7-10	92	3	3	.969
11	Jared Wegner	.313	43-42	147	46	46	4	2	15	51	99	.673	33	7	42	1	.457	1	0	3-3	78	0	0	1.000
6	Caleb Cali	.308	51-46	172	38	53	8	0	9	37	88	.512	27	4	41	4	.412	1	0	3-5	29	84	6	.950
5	Kendall Diggs	.299	58-57	201	51	60	12	1	12	63	110	.547	46	6	47	4	.436	4	0	1-1	35	0	2	.946
12	Tavian Josenberger	.286	52-51	192	51	55	9	0	10	33	94	.490	41	3	51	0	.414	3	2	13-16	130	7	0	1.000
17	Brady Slavens	.277	58-54	213	42	59	14	2	9	42	104	.488	17	5	45	5	.340	3	0	7-7	384	24	1	.998
10	Peyton Stovall	.253	38-38	150	30	38	4	1	5	31	59	.393	15	5	27	1	.330	6	0	3-4	75	90	3	.982
9	John Bolton	.206	51-51	141	32	29	6	0	0	19	35	.248	26	9	39	4	.358	3	7	7-9	61	130	8	.960
44	Parker Rowland	.182	46-42	143	21	26	2	0	2	19	34	.238	21	2	57	5	.293	1	1	0-1	374	35	1	.998
24	Peyton Holt	.392	31-19	74	24	29	4	2	2	17	43	.581	9	5	13	4	.489	0	0	6-6	28	37	2	.970
15	Ben McLaughlin	.346	28-21	78	12	27	3	1	2	14	38	.487	11	4	11	1	.442	2	0	0-0	21	5	1	.963
18	Reese Robinett	.240	14-5	25	7	6	0	0	2	7	12	.480	1	0	9	1	.269	0	0	0-0	22	5	0	1.000
1	Harold Coll	.232	32-19	82	15	19	7	0	4	22	38	.463	7	2	21	3	.301	2	1	1-2	28	36	1	.985
13	Jayson Jones	.196	20-13	46	12	9	2	0	2	6	17	.370	14	2	15	3	.403	0	0	2-2	15	9	1	.960
16	Hudson Polk	.190	26-19	58	10	11	1	0	2	7	18	.310	8	6	16	3	.342	1	0	0-2	166	6	1	.994
21	Hunter Grimes	.185	19-5	27	9	5	0	1	0	7	7	.259	9	0	14	0	.368	2	2	0-1	16	1	1	.944
26	Mason Neville	.111	19-7	27	8	3	1	0	0	2	4	.148	4	1	20	0	.250	0	1	0-0	15	0	1	.938
<b>Totals</b>		<b>.273</b>	<b>61</b>	<b>1990</b>	<b>462</b>	<b>543</b>	<b>92</b>	<b>10</b>	<b>92</b>	<b>429</b>	<b>931</b>	<b>.468</b>	<b>321</b>	<b>77</b>	<b>531</b>	<b>42</b>	<b>.389</b>	<b>33</b>	<b>15</b>	<b>53-69</b>	<b>1592</b>	<b>512</b>	<b>41</b>	<b>.981</b>
<b>Opponents</b>		<b>.263</b>	<b>61</b>	<b>2042</b>	<b>333</b>	<b>537</b>	<b>72</b>	<b>4</b>	<b>82</b>	<b>304</b>	<b>863</b>	<b>.423</b>	<b>257</b>	<b>57</b>	<b>552</b>	<b>38</b>	<b>.358</b>	<b>21</b>	<b>15</b>	<b>48-64</b>	<b>1528</b>	<b>467</b>	<b>65</b>	<b>.968</b>

LOB - Team (449), Opp (467). DPs turned - Team (54), Opp (50). CI - Team (0), Opp (3). IBB - Team (2), Slavens 2, Opp (3).

Pitching (Pitching minimums - 1 Games, 40 IP, 4 Decisions, 0.9 IP/Game)

#	Player	ERA	W-L	APP	GS	CG	SHO	CBO	SV	IP	H	R	ER	BB	SO	2B	3B	HR	B/Avg	WP	HBP	BK	SFA	SHA
33	Hagen Smith	3.64	8-2	18	11	0	0	1	2	71.2	56	30	29	42	109	8	0	7	.217	2	7	0	0	3
39	Hunter Hollan	4.13	8-2	17	15	1	0	0	1	80.2	82	41	37	29	74	11	1	13	.265	5	9	3	3	1
41	Will McEntire	5.07	8-3	21	10	1	0	0	2	87.0	92	51	49	29	83	16	1	20	.271	4	3	2	1	1
38	Sean Fitzpatrick	0.00	0-0	3	0	0	0	0	0	2.2	5	0	0	2	5	1	0	0	.385	2	0	0	0	0
28	Koty Frank	3.09	0-0	6	0	0	0	0	0	11.2	9	4	4	1	9	0	0	2	.214	1	0	0	0	1
25	Brady Tygart	3.20	3-1	10	6	0	0	0	1	25.1	15	11	9	8	31	3	0	4	.167	0	4	0	0	0
31	Dylan Carter	3.65	6-0	16	0	0	0	0	2	37.0	37	16	15	11	26	3	0	4	.264	3	2	0	3	0
45	Gage Wood	4.80	2-0	23	0	0	0	1	5	30.0	21	17	16	23	42	3	0	1	.198	9	7	1	3	1
49	Cody Adcock	5.88	4-2	26	8	0	0	1	1	52.0	47	35	34	25	46	5	0	10	.244	4	6	0	1	2
36	Parker Coil	6.55	0-1	15	3	0	0	0	1	22.0	31	17	16	9	19	4	0	5	.344	3	1	1	3	0
29	Austin Ledbetter	7.09	0-1	15	0	0	0	1	1	33.0	50	29	26	13	23	6	0	4	.355	3	6	0	4	0
40	Ben Bybee	7.24	2-1	15	7	0	0	0	0	27.1	32	24	22	24	29	7	1	4	.291	4	3	0	2	1
32	Zack Morris	7.64	1-4	18	1	0	0	0	2	33.0	39	34	28	18	39	4	1	4	.281	1	3	1	0	4
46	Christian Foutch	8.76	1-0	14	0	0	0	0	0	12.1	14	12	12	12	9	1	0	4	.280	2	5	0	0	0
15	Ben McLaughlin	16.88	0-1	3	0	0	0	0	0	2.2	5	5	5	4	4	0	0	0	.455	1	0	0	1	1
48	Cooper Dossett	21.60	0-0	2	0	0	0	0	0	1.2	2	4	4	4	3	0	0	0	.286	0	1	0	0	0
37	Jake Faherty	40.50	0-0	1	0	0	0	0	0	0.2	0	3	3	3	1	0	0	0	.000	0	0	2	0	0
<b>Totals</b>		<b>5.22</b>	<b>43-18</b>	<b>61</b>	<b>61</b>	<b>2</b>	<b>1</b>	<b>1</b>	<b>18</b>	<b>530.2</b>	<b>537</b>	<b>333</b>	<b>308</b>	<b>257</b>	<b>552</b>	<b>72</b>	<b>4</b>	<b>82</b>	<b>.263</b>	<b>44</b>	<b>57</b>	<b>10</b>	<b>21</b>	<b>15</b>
<b>Opponents</b>		<b>7.07</b>	<b>18-43</b>	<b>61</b>	<b>61</b>	<b>0</b>	<b>0</b>	<b>0</b>	<b>6</b>	<b>509.1</b>	<b>543</b>	<b>462</b>	<b>400</b>	<b>321</b>	<b>531</b>	<b>92</b>	<b>10</b>	<b>92</b>	<b>.273</b>	<b>54</b>	<b>77</b>	<b>7</b>	<b>33</b>	<b>15</b>

PB - Team (6), Polk 5, Rowland 1, Opp (9). Pickoffs - Team (5), Rowland 3, McEntire 1, Hollan 1, Opp (5). SBA/ATT - Rowland (31-42), Polk (16-19), McEntire (7-12), Wood (8-9), Adcock (7-9), Smith (4-6), Hollan (5-6), Morris (5-5), Tygart (4-4), Coil (2-3), Bybee (1-3), Ledbetter (2-3), Foutch (2-2), Carter (0-1), Frank (1-1).

Fielding

#	Player	C	PO	A	E	FLD%	DP	SBA	CSB	SBA%	PB	CI
12	Tavian Josenberger	137	130	7	0	1.000	5	0	0	---	0	0
11	Jared Wegner	78	78	0	0	1.000	0	0	0	---	0	0
18	Reese Robinett	27	22	5	0	1.000	2	0	0	---	0	0
31	Dylan Carter	6	3	3	0	1.000	0	0	1	.000	0	0
49	Cody Adcock	6	2	4	0	1.000	0	7	2	.778	0	0
33	Hagen Smith	6	3	3	0	1.000	0	4	2	.667	0	0
28	Koty Frank	3	1	2	0	1.000	0	1	0	1.000	0	0
46	Christian Foutch	2	1	1	0	1.000	0	2	0	1.000	0	0
40	Ben Bybee	2	2	0	0	1.000	0	1	2	.333	0	0
38	Sean Fitzpatrick	1	0	1	0	1.000	0	0	0	---	0	0
44	Parker Rowland	410	374	35	1	.998	4	31	11	.738	1	0
17	Brady Slavens	409	384	24	1	.998	39	0	0	---	0	0
16	Hudson Polk	173	166	6	1	.994	0	16	3	.842	5	0
1	Harold Coll	65	28	36	1	.985	9	0	0	---	0	0
10	Peyton Stovall	168	75	90	3	.982	26	0	0	---	0	0
24	Peyton Holt	67	28	37	2	.970	10	0	0	---	0	0
8	Jace Bohrofen	98	92	3	3	.969	1	0	0	---	0	0

Fielding

#	Player	C	PO	A	E	FLD%	DP	SBA	CSB	SBA%	PB	CI
15	Ben McLaughlin	27	21	5	1	.963	2	0	0	---	0	0
13	Jayson Jones	25	15	9	1	.960	3	0	0	---	0	0
9	John Bolton	199	61	130	8	.960	28	0	0	---	0	0
6	Caleb Cali	119	29	84	6	.950	10	0	0	---	0	0
5	Kendall Diggs	37	35	0	2	.946	0	0	0	---	0	0
21	Hunter Grimes	18	16	1	1	.944	1	0	0	---	0	0
26	Mason Neville	16	15	0	1	.938	0	0	0	---	0	0
36	Parker Coil	9	2	6	1	.889	0	2	1	.667	0	0
39	Hunter Hollan	12	3	7	2	.833	1	5	1	.833	0	0
45	Gage Wood	6	3	2	1	.833	0	8	1	.889	0	0
32	Zack Morris	6	1	4	1	.833	0	5	0	1.000	0	0
41	Will McEntire	8	2	4	2	.750	0	7	5	.583	0	0
29	Austin Ledbetter	3	0	2	1	.667	0	2	1	.667	0	0
25	Brady Tygart	2	0	1	1	.500	0	4	0	1.000	0	0
48	Cooper Dossett	0	0	0	0	.000	0	0	0	---	0	0
37	Jake Faherty	0	0	0	0	.000	0	0	0	---	0	0



# || GAME-BY-GAME HITTING

2023 RECORD: 43-18 • HOME: 32-6 • AWAY: 7-9 • NEUTRAL: 4-3 • SEC: 20-10 • NCAA TOURNAMENT: NCAA Regionals

Date	Opponent	AB	R	H	RBI	2B	3B	HR	BB	IBB	SB	CS	HBP	SAC	SF	GDP	K	PO	A	E	Avg
Feb. 17	vs. Texas	34	3	8	3	2	0	0	4	0	0	0	1	0	0	2	12	27	11	1	.235
Feb. 18	vs. #15 TCU	37	6	9	6	2	0	4	2	0	0	0	0	0	0	0	11	27	11	0	.239
Feb. 19	vs. #9 Oklahoma State	32	18	14	17	2	1	2	10	0	0	0	3	0	3	0	9	21	5	0	.301
Feb. 21	Grambling	26	9	9	9	3	0	0	7	0	4	0	2	0	4	1	5	27	9	2	.310
Feb. 24	Eastern Illinois	31	13	11	9	0	0	1	5	0	3	0	2	0	0	2	5	21	5	0	.319
Feb. 25	Eastern Illinois	37	10	13	10	4	0	1	7	1	1	0	1	0	0	0	6	27	7	0	.325
Feb. 26	Eastern Illinois	32	3	4	3	1	0	1	1	0	0	0	0	0	0	0	6	27	7	2	.297
March 1	Illinois State	44	10	14	10	4	0	4	5	0	3	1	2	0	0	0	6	33	14	2	.300
March 3	Wright State	32	12	9	12	2	0	4	6	0	2	0	1	0	0	0	7	24	10	0	.298
March 4	Wright State	35	12	14	12	3	0	3	9	0	1	1	2	0	1	1	5	27	7	1	.309
March 5	Wright State	34	6	11	6	1	0	2	5	0	2	1	0	0	0	2	8	27	11	1	.310
March 7	Army	29	7	8	7	0	0	3	4	0	0	0	2	0	0	3	5	27	12	1	.308
March 10	Louisiana Tech	30	7	11	7	0	0	2	9	0	0	2	2	1	2	1	5	27	10	0	.312
March 11	Louisiana Tech	31	6	9	6	2	1	3	3	0	0	1	0	0	0	1	5	27	3	1	.310
March 12	Louisiana Tech	35	15	11	14	2	1	2	12	0	0	0	1	0	1	0	4	27	6	2	.311
March 14	UNLV	37	13	14	12	4	1	1	7	0	1	1	1	0	0	0	14	27	5	2	.315
March 15	UNLV	31	5	7	5	3	0	1	4	0	0	0	1	0	0	1	3	27	8	2	.310
March 17	Auburn	31	7	8	7	1	0	1	7	0	1	0	1	0	1	0	11	27	9	0	.308
March 18	Auburn	33	9	9	9	3	0	1	3	0	0	0	1	0	1	0	9	27	12	1	.306
March 19	Auburn	28	5	9	5	2	0	1	3	0	0	1	3	0	0	2	8	27	7	0	.307
March 21	SEMO	30	12	11	10	3	0	1	3	0	0	0	0	0	0	0	9	21	7	0	.309
March 24	at #1 LSU	34	9	7	9	1	0	2	6	0	0	1	1	0	2	0	15	30	4	0	.304
March 25	at #1 LSU [DH-1]	24	2	3	2	0	0	1	2	0	0	0	3	0	0	1	9	20	4	0	.299
March 25	at #1 LSU [DH-2]	35	5	9	5	3	0	1	7	0	0	0	1	0	0	0	11	24	5	2	.297
March 28	Omaha	30	16	14	15	1	1	1	9	0	0	0	1	0	1	2	5	21	5	1	.303
March 31	Alabama	30	1	3	1	0	0	1	2	0	0	0	1	0	0	1	12	27	10	1	.296
April 1	Alabama	30	9	10	9	2	0	3	5	0	1	1	0	1	0	1	11	27	10	0	.297
April 2	Alabama	33	5	9	4	0	0	1	4	0	0	0	0	0	0	1	5	27	12	2	.296
April 7	at Ole Miss [DH-1]	40	11	15	11	2	1	2	5	0	2	0	0	0	1	2	10	27	9	0	.299
April 7	at Ole Miss [DH-2]	34	4	7	4	1	0	1	6	0	1	0	2	0	0	0	10	24	9	0	.296
April 8	at Ole Miss	35	6	8	5	1	0	1	2	0	1	0	0	0	0	1	10	27	13	0	.294
April 11	Little Rock	28	21	13	20	0	0	2	15	0	0	0	3	0	2	1	4	21	8	0	.298
April 12	Little Rock	33	4	6	4	2	0	2	7	0	0	0	1	0	0	1	8	27	9	2	.295
April 14	#16 Tennessee	32	5	7	3	0	0	2	2	0	3	0	1	0	0	1	9	27	6	1	.293
April 15	#16 Tennessee	28	6	4	5	0	0	1	4	0	5	0	4	1	0	0	14	27	9	1	.289
April 16	#16 Tennessee	28	7	8	7	0	2	1	6	0	1	1	1	0	1	2	8	27	10	0	.289
April 18	UCA	37	6	13	5	1	0	0	2	0	1	0	2	0	0	0	7	27	13	1	.291
April 20	at Georgia	36	5	10	5	5	0	0	3	0	0	0	3	0	1	0	8	24	12	1	.290
April 21	at Georgia	31	3	7	3	3	0	1	3	0	0	2	0	0	1	0	5	24	8	0	.289
April 22	at Georgia	32	8	7	8	1	0	3	6	0	0	0	1	1	1	1	12	24	8	1	.287
April 25	at Missouri State	32	4	5	3	1	1	0	2	0	0	0	1	0	0	0	9	24	7	0	.284
April 27	Texas A&M	32	7	9	7	1	0	2	14	0	3	0	0	0	0	1	13	27	11	0	.284
April 28	Texas A&M	30	10	11	8	2	1	1	7	0	0	1	0	2	2	0	8	27	9	0	.286
April 29	Texas A&M	28	8	9	6	0	0	0	5	0	1	1	1	3	2	0	11	27	9	1	.286
May 2	vs. Lipscomb	37	6	5	3	1	0	1	9	0	3	0	3	0	0	1	12	33	11	2	.283
May 5	at Mississippi State	33	6	7	5	1	0	2	4	0	0	0	0	1	0	0	10	27	7	0	.281
May 6	at Mississippi State	30	14	11	13	2	0	3	8	0	1	0	1	2	1	1	4	21	4	2	.283
May 7	at Mississippi State	35	11	9	11	2	0	3	6	0	1	1	3	0	0	1	10	27	16	1	.282
May 12	#6 South Carolina	31	4	8	3	2	0	0	5	0	0	0	0	0	0	1	12	27	7	0	.282
May 13	#6 South Carolina	31	1	6	1	1	0	0	3	0	0	0	0	1	0	1	8	27	5	0	.280
May 14	#6 South Carolina	34	5	10	5	4	0	1	0	0	2	0	0	0	0	0	9	27	8	0	.280
May 18	at #12 Vanderbilt	33	8	7	5	1	0	1	8	1	2	0	2	1	0	0	10	27	11	0	.279
May 19	at #12 Vanderbilt	38	8	11	8	3	0	2	3	0	0	0	1	0	0	0	9	24	6	0	.279
May 20	at #12 Vanderbilt	35	6	9	5	1	0	0	4	0	3	0	2	0	1	1	10	24	9	1	.279
May 24	vs. Texas A&M	34	6	8	6	0	0	2	8	0	0	0	3	1	1	3	9	33	8	0	.278
May 25	vs. #5 LSU	30	5	6	4	0	0	0	2	0	0	0	2	0	0	0	10	27	7	0	.277
May 27	vs. Texas A&M	37	4	10	4	2	0	0	1	0	0	0	2	0	0	1	14	24	6	0	.276
June 2	Santa Clara	33	13	10	13	0	0	2	10	0	1	0	3	0	1	0	7	27	6	1	.277
June 4	#17 TCU	37	5	10	5	0	0	4	0	0	0	0	0	0	0	0	11	27	7	0	.277
June 4	Santa Clara	33	6	6	6	1	0	2	4	0	0	0	0	0	1	0	11	27	9	1	.275
June 5	#17 TCU	28	4	3	4	0	0	2	6	0	3	0	2	0	1	0	8	24	9	1	.273
	<b>Totals</b>	<b>1990</b>	<b>462</b>	<b>543</b>	<b>429</b>	<b>92</b>	<b>10</b>	<b>92</b>	<b>321</b>	<b>2</b>	<b>53</b>	<b>16</b>	<b>77</b>	<b>15</b>	<b>33</b>	<b>42</b>	<b>531</b>	<b>1592</b>	<b>512</b>	<b>41</b>	<b>.273</b>

2023 SEASON REVIEW





2023 RECORD: 43-18 • HOME: 32-6 • AWAY: 7-9 • NEUTRAL: 4-3 • SEC: 20-10 • NCAA TOURNAMENT: NCAA Regionals

Date	Opponent	IP	H	R	ER	BB	SO	2B	3B	HR	WP	BK	HBP	DP	IBB	Score	W	L	SV	ERA
Feb. 17	vs. Texas	9.0	5	2	2	2	13	1	0	1	1	0	0	2	0	3-2	1	0	1	2.00
Feb. 18	vs. #15 TCU	9.0	19	18	18	11	7	3	0	1	1	0	3	0	0	6-18	1	1	1	10.00
Feb. 19	vs. #9 Oklahoma State	7.0	4	1	1	2	10	1	0	0	0	0	1	0	0	18-1	2	1	1	7.56
Feb. 21	Grambling	9.0	13	7	7	5	12	0	0	1	0	1	0	1	0	9-7	3	1	1	7.41
Feb. 24	Eastern Illinois	7.0	6	2	2	3	10	2	0	0	0	0	2	0	0	13-2	4	1	1	6.59
Feb. 25	Eastern Illinois	9.0	7	3	3	3	8	0	0	2	0	0	0	0	0	10-3	5	1	1	5.94
Feb. 26	Eastern Illinois	9.0	14	12	10	6	7	2	0	3	2	0	0	1	0	3-12	5	2	1	6.56
March 1	Illinois State	11.0	13	9	8	3	9	2	0	3	0	0	1	0	0	10-9	6	2	1	6.56
March 3	Wright State	8.0	9	2	2	6	11	0	0	1	1	0	0	0	0	12-2	7	2	1	6.12
March 4	Wright State	9.0	10	6	5	6	9	2	1	2	0	2	0	1	0	12-6	8	2	1	6.00
March 5	Wright State	9.0	8	2	2	2	6	1	0	0	0	0	1	1	0	6-2	9	2	2	5.62
March 7	Army	9.0	12	5	5	2	6	1	0	1	2	0	0	1	0	7-5	10	2	2	5.57
March 10	Louisiana Tech	9.0	8	4	4	5	11	1	0	1	0	0	0	2	0	7-4	11	2	3	5.45
March 11	Louisiana Tech	9.0	3	1	0	1	6	0	0	0	0	0	0	0	0	6-1	12	2	3	5.05
March 12	Louisiana Tech	9.0	5	6	3	2	13	0	0	1	1	0	3	2	0	15-6	13	2	3	4.91
March 14	UNLV	9.0	10	7	7	4	11	2	0	0	2	0	0	1	0	13-7	14	2	3	5.04
March 15	UNLV	9.0	7	2	0	3	7	2	0	0	0	0	1	1	0	5-2	15	2	4	4.74
March 17	Auburn	9.0	6	2	2	5	8	0	0	1	0	0	1	1	0	7-2	16	2	5	4.58
March 18	Auburn	9.0	6	3	3	2	9	1	0	2	0	0	2	1	0	9-3	17	2	6	4.50
March 19	Auburn	9.0	3	0	0	2	7	0	0	0	1	0	2	1	0	5-0	18	2	6	4.27
March 21	SEMO	7.0	4	2	2	4	10	0	0	1	0	0	1	0	0	12-2	19	2	7	4.21
March 24	at #1 LSU	10.0	8	3	3	4	15	0	1	2	0	0	1	0	0	9-3	20	2	7	4.13
March 25	at #1 LSU [DH-1]	6.2	16	12	12	3	5	3	1	3	2	0	1	0	0	2-12	20	3	7	4.53
March 25	at #1 LSU [DH-2]	8.0	11	14	10	6	6	0	1	4	1	0	2	1	0	5-14	20	4	7	4.79
March 28	Omaha	7.0	3	3	3	4	7	1	0	0	1	0	1	0	0	16-3	21	4	7	4.76
March 31	Alabama	9.0	22	12	12	4	7	2	0	4	0	0	0	0	0	1-12	21	5	7	5.05
April 1	Alabama	9.0	15	6	6	2	9	3	0	2	1	0	1	1	1	9-6	22	5	7	5.08
April 2	Alabama	9.0	7	4	4	6	5	1	0	1	2	0	0	0	0	5-4	23	5	8	5.04
April 7	at Ole Miss [DH-1]	9.0	6	2	2	5	6	0	0	1	0	0	2	3	0	11-2	24	5	8	4.94
April 7	at Ole Miss [DH-2]	8.0	8	7	7	4	10	2	0	2	2	0	1	1	0	4-7	24	6	8	5.03
April 8	at Ole Miss	9.0	10	4	4	3	6	2	0	1	1	0	0	2	0	6-4	25	6	9	4.99
April 11	Little Rock	7.0	11	5	5	6	6	0	0	0	3	0	0	2	0	21-5	26	6	9	5.03
April 12	Little Rock	9.0	14	11	7	9	13	3	0	1	2	0	1	1	0	4-11	26	7	9	5.09
April 14	#16 Tennessee	9.0	6	2	1	1	13	1	0	1	0	1	1	0	0	5-2	27	7	10	4.96
April 15	#16 Tennessee	9.0	7	3	3	5	11	2	0	2	4	0	0	2	0	6-3	28	7	11	4.91
April 16	#16 Tennessee	9.0	7	2	2	5	7	2	0	0	0	0	1	2	0	7-2	29	7	11	4.82
April 18	UCA	9.0	7	3	3	3	7	1	0	1	0	0	4	1	0	6-3	30	7	12	4.77
April 20	at Georgia	8.0	9	6	5	5	4	0	0	1	1	0	1	2	0	5-6	30	8	12	4.79
April 21	at Georgia	8.0	12	7	7	4	9	0	0	4	1	0	0	2	0	3-7	30	9	12	4.87
April 22	at Georgia	8.0	9	9	8	6	10	1	0	3	1	0	0	0	0	8-9	30	10	12	4.96
April 25	at Missouri State	8.0	10	8	8	6	9	2	0	2	0	0	0	2	0	4-8	30	11	12	5.05
April 27	Texas A&M	9.0	10	5	5	4	5	1	0	2	1	0	0	1	0	7-5	31	11	12	5.05
April 28	Texas A&M	9.0	4	4	4	7	13	0	0	2	0	1	2	0	0	10-4	32	11	13	5.03
April 29	Texas A&M	9.0	9	7	6	7	11	2	0	1	2	0	3	2	0	8-7	33	11	14	5.05
May 2	vs. Lipscomb	11.0	8	8	8	11	12	0	0	1	1	0	2	1	0	6-8	33	12	14	5.09
May 5	at Mississippi State	9.0	2	2	1	8	13	0	0	0	1	0	2	0	0	6-2	34	12	15	5.00
May 6	at Mississippi State	7.0	7	2	2	2	5	1	0	1	0	0	0	1	0	14-2	35	12	16	4.96
May 7	at Mississippi State	9.0	6	6	6	5	5	1	0	2	0	2	1	1	0	11-6	36	12	16	4.98
May 12	#6 South Carolina	9.0	6	1	1	3	11	0	0	0	0	0	2	2	0	4-1	37	12	16	4.90
May 13	#6 South Carolina	9.0	6	3	3	2	13	0	0	0	1	0	2	0	0	1-3	37	13	16	4.86
May 14	#6 South Carolina	9.0	5	1	1	1	10	1	0	1	0	0	0	1	0	5-1	38	13	16	4.78
May 18	at #12 Vanderbilt	9.0	6	2	2	2	13	0	0	0	0	0	1	1	0	8-2	39	13	17	4.72
May 19	at #12 Vanderbilt	8.0	7	10	10	3	14	0	0	3	0	0	1	0	0	8-10	39	14	17	4.84
May 20	at #12 Vanderbilt	8.0	12	7	7	3	8	3	0	1	0	2	0	2	0	6-7	39	15	17	4.89
May 24	vs. Texas A&M	11.0	7	5	5	4	9	1	0	2	0	0	0	0	0	6-5	40	15	17	4.87
May 25	vs. #5 LSU	9.0	11	4	4	2	17	0	0	1	2	0	0	1	0	5-4	41	15	17	4.85
May 27	vs. Texas A&M	8.0	10	5	5	7	6	5	0	0	0	0	1	1	0	4-5	41	16	17	4.87
June 2	Santa Clara	9.0	13	6	6	5	5	3	0	1	0	0	0	0	0	13-6	42	16	17	4.89
June 4	#17 TCU	9.0	21	20	20	3	7	2	0	4	1	0	3	0	0	5-20	42	17	17	5.15
June 4	Santa Clara	9.0	5	4	3	3	11	1	0	0	1	1	1	1	0	6-4	43	17	18	5.11
June 5	#17 TCU	8.0	12	12	11	5	9	4	0	4	1	0	1	0	2	4-12	43	18	18	5.22
	<b>Totals</b>	<b>530.2</b>	<b>537</b>	<b>333</b>	<b>308</b>	<b>257</b>	<b>552</b>	<b>72</b>	<b>4</b>	<b>82</b>	<b>44</b>	<b>10</b>	<b>57</b>	<b>54</b>	<b>3</b>	<b>462-333</b>	<b>43</b>	<b>18</b>	<b>18</b>	<b>5.22</b>

2023 SEASON REVIEW



# || GAME-BY-GAME BATTING ORDER

2023 RECORD: 43-18 • HOME: 32-6 • AWAY: 7-9 • NEUTRAL: 4-3 • SEC: 20-10 • NCAA TOURNAMENT: NCAA Regionals

Date	Opponent	1	2	3	4	5	6	7	8	9
Feb. 17	vs. Texas	Josenberger	Stovall	Cali	Slavens	Wegner	Bohrofen	Diggs	Polk	Bolton
Feb. 18	vs. #15 TCU	Josenberger	Stovall	Cali	Slavens	Wegner	Bohrofen	Diggs	Polk	Bolton
Feb. 19	vs. #9 Oklahoma State	Josenberger	Stovall	Wegner	Slavens	Diggs	Bohrofen	Jones	Rowland	Bolton
Feb. 21	Grambling	Josenberger	Stovall	Wegner	Slavens	Diggs	Bohrofen	Jones	Rowland	Bolton
Feb. 24	Eastern Illinois	Josenberger	Diggs	Wegner	Slavens	Bohrofen	McLaughlin	Holt	Polk	Bolton
Feb. 25	Eastern Illinois	Josenberger	Stovall	Wegner	Slavens	Bohrofen	Diggs	Cali	Rowland	Bolton
Feb. 26	Eastern Illinois	Josenberger	Stovall	Wegner	Slavens	Bohrofen	Robinett	Polk	Neville	Bolton
March 1	Illinois State	Josenberger	Bohrofen	Wegner	Slavens	Stovall	Diggs	Cali	Rowland	Bolton
March 3	Wright State	Josenberger	Bohrofen	Wegner	Slavens	Stovall	Diggs	Cali	Rowland	Coll
March 4	Wright State	Josenberger	Stovall	Wegner	Slavens	Cali	Bohrofen	Jones	Polk	Bolton
March 5	Wright State	Josenberger	Stovall	Wegner	Slavens	Bohrofen	Diggs	Cali	Rowland	Bolton
March 7	Army	Josenberger	Stovall	Wegner	Slavens	Bohrofen	Diggs	Cali	Polk	Bolton
March 10	Louisiana Tech	Josenberger	Stovall	Wegner	Slavens	Bohrofen	Cali	Diggs	Rowland	Bolton
March 11	Louisiana Tech	Josenberger	Stovall	Wegner	Slavens	Bohrofen	Diggs	Holt	Polk	Bolton
March 12	Louisiana Tech	Josenberger	Stovall	Wegner	Slavens	Bohrofen	Diggs	Holt	Rowland	Bolton
March 14	UNLV	Diggs	Wegner	Bohrofen	Jones	Robinett	Coll	Neville	Polk	Bolton
March 15	UNLV	Josenberger	Wegner	Slavens	Bohrofen	Diggs	Coll	Rowland	Jones	Bolton
March 17	Auburn	Josenberger	Stovall	Wegner	Slavens	Bohrofen	Diggs	Coll	Rowland	Bolton
March 18	Auburn	Josenberger	Stovall	Wegner	Slavens	Bohrofen	Diggs	Coll	Polk	Bolton
March 19	Auburn	Josenberger	Stovall	Wegner	Slavens	Bohrofen	Diggs	Coll	Rowland	Bolton
March 21	SEMO	Grimes	Wegner	Cali	Coll	Jones	Robinett	Holt	Polk	Neville
March 24	at #1 LSU	Josenberger	Stovall	Wegner	Slavens	Bohrofen	Diggs	Coll	Rowland	Bolton
March 25	at #1 LSU [DH-1]	Josenberger	Stovall	Wegner	Slavens	Bohrofen	Diggs	Coll	Polk	Bolton
March 25	at #1 LSU [DH-2]	Josenberger	Stovall	Wegner	Slavens	Bohrofen	Diggs	Cali	Rowland	Bolton
March 28	Omaha	Josenberger	Diggs	Wegner	Bohrofen	Stovall	Jones	Robinett	Rowland	Bolton
March 31	Alabama	Josenberger	Bohrofen	Wegner	Diggs	Stovall	Cali	Slavens	Rowland	Bolton
April 1	Alabama	Josenberger	Stovall	Wegner	Bohrofen	Diggs	Cali	Robinett	Rowland	Bolton
April 2	Alabama	Josenberger	Stovall	Wegner	Bohrofen	Cali	Diggs	Coll	Slavens	Rowland
April 7	at Ole Miss [DH-1]	Josenberger	Stovall	Wegner	Bohrofen	Diggs	Slavens	Cali	Rowland	Bolton
April 7	at Ole Miss [DH-2]	Josenberger	Stovall	Wegner	Bohrofen	Diggs	Cali	Slavens	Rowland	Bolton
April 8	at Ole Miss	Josenberger	Stovall	Wegner	Bohrofen	Diggs	Slavens	Cali	Rowland	Bolton
April 11	Little Rock	Josenberger	Grimes	Wegner	Bohrofen	Cali	Jones	Coll	Holt	Polk
April 12	Little Rock	Josenberger	Grimes	Stovall	Bohrofen	Diggs	Slavens	Jones	Coll	Polk
April 14	#16 Tennessee	Josenberger	Stovall	Bohrofen	Diggs	Slavens	Cali	McLaughlin	Rowland	Bolton
April 15	#16 Tennessee	Josenberger	Stovall	Bohrofen	Diggs	Slavens	Cali	McLaughlin	Rowland	Bolton
April 16	#16 Tennessee	Josenberger	Stovall	Bohrofen	Diggs	Slavens	Cali	McLaughlin	Rowland	Bolton
April 18	UCA	Josenberger	Stovall	Bohrofen	Diggs	Cali	McLaughlin	Jones	Coll	Polk
April 20	at Georgia	Josenberger	Stovall	Bohrofen	Diggs	McLaughlin	Cali	Slavens	Polk	Bolton
April 21	at Georgia	Josenberger	McLaughlin	Bohrofen	Cali	Diggs	Stovall	Coll	Slavens	Polk
April 22	at Georgia	Josenberger	Stovall	Bohrofen	McLaughlin	Diggs	Cali	Slavens	Polk	Bolton
April 25	at Missouri State	Diggs	Bohrofen	Cali	McLaughlin	Slavens	Jones	Holt	Polk	Bolton
April 27	Texas A&M	Diggs	Stovall	Cali	Bohrofen	McLaughlin	Grimes	Slavens	Rowland	Bolton
April 28	Texas A&M	Diggs	Stovall	Bohrofen	Cali	McLaughlin	Slavens	Neville	Rowland	Bolton
April 29	Texas A&M	Diggs	Stovall	Cali	Bohrofen	McLaughlin	Grimes	Slavens	Rowland	Bolton
May 2	vs. Lipscomb	Diggs	Bohrofen	Cali	McLaughlin	Coll	Jones	Polk	Neville	Bolton
May 5	at Mississippi State	Diggs	Bohrofen	McLaughlin	Slavens	Cali	Neville	Holt	Rowland	Bolton
May 6	at Mississippi State	Diggs	Bohrofen	McLaughlin	Slavens	Cali	Neville	Holt	Rowland	Bolton
May 7	at Mississippi State	Diggs	Bohrofen	McLaughlin	Slavens	Cali	Jones	Holt	Rowland	Bolton
May 12	#6 South Carolina	Josenberger	Diggs	Bohrofen	McLaughlin	Cali	Slavens	Holt	Rowland	Bolton
May 13	#6 South Carolina	Josenberger	Diggs	Bohrofen	McLaughlin	Cali	Slavens	Holt	Rowland	Bolton
May 14	#6 South Carolina	Josenberger	Bohrofen	Diggs	Slavens	McLaughlin	Cali	Holt	Rowland	Bolton
May 18	at #12 Vanderbilt	Josenberger	Bohrofen	Wegner	Diggs	Cali	Slavens	Holt	Rowland	Bolton
May 19	at #12 Vanderbilt	Josenberger	Bohrofen	Wegner	Diggs	Cali	Slavens	Holt	Rowland	Bolton
May 20	at #12 Vanderbilt	Josenberger	Diggs	Wegner	Bohrofen	Cali	Slavens	Holt	Coll	Rowland
May 24	vs. Texas A&M	Josenberger	Diggs	Bohrofen	Wegner	Slavens	Cali	Holt	Coll	Rowland
May 25	vs. #5 LSU	Josenberger	Diggs	Bohrofen	Wegner	Slavens	Cali	Holt	Coll	Rowland
May 27	vs. Texas A&M	Josenberger	Diggs	Bohrofen	Wegner	Slavens	Cali	Holt	Rowland	Bolton
June 2	Santa Clara	Josenberger	Holt	Diggs	Slavens	Cali	Bohrofen	Wegner	Rowland	Bolton
June 4	#17 TCU	Josenberger	Diggs	Slavens	Cali	Bohrofen	Wegner	Coll	Rowland	Bolton
June 4	Santa Clara	Josenberger	Bohrofen	Wegner	McLaughlin	Diggs	Cali	Slavens	Rowland	Bolton
June 5	#17 TCU	Josenberger	Bohrofen	Wegner	McLaughlin	Diggs	Cali	Slavens	Rowland	Bolton

2023 SEASON REVIEW





2023 RECORD: 43-18 • HOME: 32-6 • AWAY: 7-9 • NEUTRAL: 4-3 • SEC: 20-10 • NCAA TOURNAMENT: NCAA Regionals

Date	Opponent	C	1B	2B	3B	SS	LF	CF	RF	DH
Feb. 17	vs. Texas	Polk	Slavens	Stovall	Cali	Bolton	Wegner	Josenberger	Bohrofen	Diggs
Feb. 18	vs. #15 TCU	Polk	Slavens	Stovall	Cali	Bolton	Wegner	Josenberger	Bohrofen	Diggs
Feb. 19	vs. #9 Oklahoma State	Rowland	Slavens	Stovall	Jones	Bolton	Wegner	Josenberger	Bohrofen	Diggs
Feb. 21	Grambling	Rowland	Slavens	Stovall	Jones	Bolton	Wegner	Josenberger	Bohrofen	Diggs
Feb. 24	Eastern Illinois	Polk	McLaughlin	Holt	Slavens	Bolton	Wegner	Josenberger	Bohrofen	Diggs
Feb. 25	Eastern Illinois	Rowland	Slavens	Stovall	Cali	Bolton	Wegner	Josenberger	Bohrofen	Diggs
Feb. 26	Eastern Illinois	Polk	Slavens	Stovall	Robinett	Bolton	Wegner	Josenberger	Bohrofen	Neville
March 1	Illinois State	Rowland	Slavens	Stovall	Cali	Bolton	Wegner	Josenberger	Bohrofen	Diggs
March 3	Wright State	Rowland	Slavens	Stovall	Cali	Coll	Wegner	Josenberger	Bohrofen	Diggs
March 4	Wright State	Polk	Slavens	Stovall	Cali	Bolton	Wegner	Josenberger	Bohrofen	Jones
March 5	Wright State	Rowland	Slavens	Stovall	Cali	Bolton	Wegner	Josenberger	Bohrofen	Diggs
March 7	Army	Polk	Slavens	Stovall	Cali	Bolton	Wegner	Josenberger	Bohrofen	Diggs
March 10	Louisiana Tech	Rowland	Slavens	Stovall	Cali	Bolton	Wegner	Josenberger	Bohrofen	Diggs
March 11	Louisiana Tech	Polk	Slavens	Stovall	Holt	Bolton	Wegner	Josenberger	Bohrofen	Diggs
March 12	Louisiana Tech	Rowland	Slavens	Stovall	Holt	Bolton	Wegner	Josenberger	Bohrofen	Diggs
March 14	UNLV	Polk	Robinett	Coll	Jones	Bolton	Neville	Wegner	Bohrofen	Diggs
March 15	UNLV	Rowland	Slavens	Jones	Coll	Bolton	Wegner	Josenberger	Diggs	Bohrofen
March 17	Auburn	Rowland	Slavens	Stovall	Coll	Bolton	Wegner	Josenberger	Bohrofen	Diggs
March 18	Auburn	Polk	Slavens	Stovall	Coll	Bolton	Wegner	Josenberger	Bohrofen	Diggs
March 19	Auburn	Rowland	Slavens	Stovall	Coll	Bolton	Wegner	Josenberger	Bohrofen	Diggs
March 21	SEMO	Polk	Robinett	Holt	Cali	Coll	Wegner	Neville	Grimes	Jones
March 24	at #1 LSU	Rowland	Slavens	Stovall	Coll	Bolton	Wegner	Josenberger	Bohrofen	Diggs
March 25	at #1 LSU [DH-1]	Polk	Slavens	Stovall	Coll	Bolton	Wegner	Josenberger	Bohrofen	Diggs
March 25	at #1 LSU [DH-2]	Rowland	Slavens	Stovall	Cali	Bolton	Wegner	Josenberger	Bohrofen	Diggs
March 28	Omaha	Rowland	Jones	Stovall	Robinett	Bolton	Wegner	Josenberger	Bohrofen	Diggs
March 31	Alabama	Rowland	Slavens	Stovall	Cali	Bolton	Wegner	Josenberger	Bohrofen	Diggs
April 1	Alabama	Rowland	Robinett	Stovall	Cali	Bolton	Wegner	Josenberger	Bohrofen	Diggs
April 2	Alabama	Rowland	Slavens	Stovall	Cali	Coll	Wegner	Josenberger	Bohrofen	Diggs
April 7	at Ole Miss [DH-1]	Rowland	Slavens	Stovall	Cali	Bolton	Wegner	Josenberger	Bohrofen	Diggs
April 7	at Ole Miss [DH-2]	Rowland	Slavens	Stovall	Cali	Bolton	Wegner	Josenberger	Bohrofen	Diggs
April 8	at Ole Miss	Rowland	Slavens	Stovall	Cali	Bolton	Wegner	Josenberger	Bohrofen	Diggs
April 11	Little Rock	Polk	Jones	Holt	Cali	Coll	Wegner	Josenberger	Grimes	Bohrofen
April 12	Little Rock	Polk	Slavens	Stovall	Jones	Coll	Grimes	Josenberger	Bohrofen	Diggs
April 14	#16 Tennessee	Rowland	Slavens	Stovall	Cali	Bolton	Bohrofen	Josenberger	Diggs	McLaughlin
April 15	#16 Tennessee	Rowland	Slavens	Stovall	Cali	Bolton	Bohrofen	Josenberger	Diggs	McLaughlin
April 16	#16 Tennessee	Rowland	Slavens	Stovall	Cali	Bolton	Bohrofen	Josenberger	Diggs	McLaughlin
April 18	UCA	Polk	McLaughlin	Stovall	Cali	Coll	Bohrofen	Josenberger	Diggs	Jones
April 20	at Georgia	Polk	Slavens	Stovall	Cali	Bolton	Bohrofen	Josenberger	Diggs	McLaughlin
April 21	at Georgia	Polk	Slavens	Stovall	Cali	Coll	Bohrofen	Josenberger	Diggs	McLaughlin
April 22	at Georgia	Polk	Slavens	Stovall	Cali	Bolton	Bohrofen	Josenberger	Diggs	McLaughlin
April 25	at Missouri State	Polk	McLaughlin	Holt	Cali	Bolton	Slavens	Bohrofen	Diggs	Jones
April 27	Texas A&M	Rowland	Slavens	Stovall	Cali	Bolton	Grimes	Bohrofen	Diggs	McLaughlin
April 28	Texas A&M	Rowland	Slavens	Stovall	Cali	Bolton	Neville	Bohrofen	Diggs	McLaughlin
April 29	Texas A&M	Rowland	Slavens	Stovall	Cali	Bolton	Grimes	Bohrofen	Diggs	McLaughlin
May 2	vs. Lipscomb	Polk	Jones	Coll	Cali	Bolton	Neville	Bohrofen	Diggs	McLaughlin
May 5	at Mississippi State	Rowland	Slavens	Holt	Cali	Bolton	Neville	Bohrofen	Diggs	McLaughlin
May 6	at Mississippi State	Rowland	Slavens	Holt	Cali	Bolton	Neville	Bohrofen	Diggs	McLaughlin
May 7	at Mississippi State	Rowland	Slavens	Holt	Cali	Bolton	Jones	Bohrofen	Diggs	McLaughlin
May 12	#6 South Carolina	Rowland	Slavens	Holt	Cali	Bolton	Bohrofen	Josenberger	Diggs	McLaughlin
May 13	#6 South Carolina	Rowland	Slavens	Holt	Cali	Bolton	Bohrofen	Josenberger	Diggs	McLaughlin
May 14	#6 South Carolina	Rowland	Slavens	Holt	Cali	Bolton	Bohrofen	Josenberger	Diggs	McLaughlin
May 18	at #12 Vanderbilt	Rowland	Slavens	Holt	Cali	Bolton	Wegner	Josenberger	Bohrofen	Diggs
May 19	at #12 Vanderbilt	Rowland	Slavens	Holt	Cali	Bolton	Wegner	Josenberger	Bohrofen	Diggs
May 20	at #12 Vanderbilt	Rowland	Slavens	Holt	Cali	Coll	Wegner	Josenberger	Bohrofen	Diggs
May 24	vs. Texas A&M	Rowland	Slavens	Holt	Cali	Coll	Wegner	Josenberger	Bohrofen	Diggs
May 25	vs. #5 LSU	Rowland	Slavens	Holt	Cali	Coll	Wegner	Josenberger	Bohrofen	Diggs
May 27	vs. Texas A&M	Rowland	Slavens	Holt	Cali	Bolton	Wegner	Josenberger	Bohrofen	Diggs
June 2	Santa Clara	Rowland	Slavens	Holt	Cali	Bolton	Wegner	Josenberger	Bohrofen	Diggs
June 4	#17 TCU	Rowland	Slavens	Coll	Cali	Bolton	Wegner	Josenberger	Bohrofen	Diggs
June 4	Santa Clara	Rowland	Slavens	Cali	McLaughlin	Bolton	Wegner	Josenberger	Bohrofen	Diggs
June 5	#17 TCU	Rowland	Slavens	Cali	McLaughlin	Bolton	Wegner	Josenberger	Bohrofen	Diggs

2023 SEASON REVIEW



# HOME RUN CHART

No.	Player	Game	Date	Opponent	Pitcher	On Base	Inning	Outs	Count	Score	Final
1	Jared Wegner (1)	2	Feb. 18	vs. #15 TCU	RHP Cam Brown	3	1st	2	2-1	0-3	L, 18-6
2	Hudson Polk (1)	2	Feb. 18	vs. #15 TCU	RHP Cam Brown	0	2nd	1	3-2	3-4	L, 18-6
3	Kendall Diggs (1) *	2	Feb. 18	vs. #15 TCU	RHP Kole Klecker	0	6th	0	3-2	4-10	L, 18-6
4	Jayson Jones (1)	2	Feb. 18	vs. #15 TCU	RHP Justin Hackett	0	9th	2	0-1	5-18	L, 18-6
5	Jared Wegner (2)	3	Feb. 19	vs. #9 Oklahoma State	RHP Evan O'Toole	1	3rd	2	1-2	8-0	W, 18-1 (7)
6	Tavian Josenberger (1)	3	Feb. 19	vs. #9 Oklahoma State	RHP Gabe Davis	0	5th	2	1-2	10-1	W, 18-1 (7)
7	Kendall Diggs (2) !	5	Feb. 24	Eastern Illinois	RHP Tarron Lawson	2	7th	2	1-0	10-2	W, 13-2 (7)
8	Tavian Josenberger (2)	6	Feb. 25	Eastern Illinois	RHP Tyler Conklin	1	2nd	2	3-1	1-0	W, 10-3
9	Jace Bohrofen (1)	7	Feb. 26	Eastern Illinois	RHP Ty Hampton	0	2nd	1	2-1	0-1	L, 12-3
10	Jared Wegner (3)	8	March 1	Illinois State	RHP Thomas Harper	1	1st	1	1-0	0-1	W, 10-9 (11)
11	Peyton Stovall (1) ^	8	March 1	Illinois State	RHP Erik Kubiawicz	0	7th	1	2-1	5-5	W, 10-9 (11)
12	Kendall Diggs (3) ^	8	March 1	Illinois State	RHP Erik Kubiawicz	0	7th	1	1-2	6-5	W, 10-9 (11)
13	Caleb Cali (1) ^	8	March 1	Illinois State	RHP Erik Kubiawicz	0	7th	1	0-1	7-5	W, 10-9 (11)
14	Caleb Cali (2)	9	March 3	Wright State	RHP Jake Shirk	0	2nd	2	2-0	0-0	W, 12-2 (8)
15	Brady Slavens (1) ^	9	March 3	Wright State	RHP Jake Shirk	2	3rd	2	0-1	1-0	W, 12-2 (8)
16	Peyton Stovall (2) ^	9	March 3	Wright State	RHP Jake Shirk	0	3rd	2	1-2	4-0	W, 12-2 (8)
17	Jared Wegner (4) !	9	March 3	Wright State	RHP Garret Simpson	0	8th	2	2-0	11-2	W, 12-2 (8)
18	Peyton Stovall (3)	10	March 4	Wright State	LHP Sebastian Gongora	0	1st	1	1-1	0-0	W, 12-6
19	Jared Wegner (5)	10	March 4	Wright State	LHP Garrett Peters	1	3rd	0	0-0	7-1	W, 12-6
20	Jayson Jones (2)	10	March 4	Wright State	RHP Ben Vore	1	6th	0	0-0	9-3	W, 12-6
21	Jace Bohrofen (2)	11	March 5	Wright State	RHP Luke Stofel	0	6th	2	1-0	1-1	W, 6-2
22	Parker Rowland (1) *	11	March 5	Wright State	RHP Warren Hartzell	0	7th	0	1-0	2-1	W, 6-2
23	Jared Wegner (6)	12	March 7	Army	LHP Sean Dennehy	2	6th	1	1-2	0-4	W, 7-5
24	Jace Bohrofen (3)	12	March 7	Army	LHP Sean Dennehy	0	6th	2	1-0	3-4	W, 7-5
25	Kendall Diggs (4)	12	March 7	Army	RHP Dom Trippi	2	8th	1	0-0	4-5	W, 7-5
26	Jace Bohrofen (4)	13	March 10	Louisiana Tech	LHP Jonathan Fincher	1	2nd	0	1-0	0-0	W, 7-4
27	Parker Rowland (2)	13	March 10	Louisiana Tech	LHP Jonathan Fincer	1	2nd	1	1-1	2-0	W, 7-4
28	Kendall Diggs (5) *	14	March 11	Louisiana Tech	RHP Rawley Hector	0	2nd	0	3-2	1-0	W, 6-1
29	Peyton Holt (1)	14	March 11	Louisiana Tech	RHP Rawley Hector	0	2nd	0	0-0	2-0	W, 6-1
30	Jace Bohrofen (5) *	14	March 11	Louisiana Tech	RHP Rawley Hector	0	4th	0	1-1	3-0	W, 6-1
31	Jared Wegner (7)	15	March 12	Louisiana Tech	RHP Reed Smith	1	3rd	1	0-0	1-3	W, 15-6
32	Kendall Diggs (6)	15	March 12	Louisiana Tech	RHP Reed Smith	1	3rd	2	0-1	3-3	W, 15-6
33	Harold Coll (1) *	16	March 14	UNLV	RHP Joey Acosta	0	2nd	0	1-0	0-1	W, 13-7
34	Jared Wegner (8)	17	March 15	UNLV	RHP Jordan Hanson	1	5th	1	0-0	1-0	W, 5-2
35	Brady Slavens (2)	18	March 17	Auburn	LHP Tommy Vail	2	4th	0	2-2	0-2	W, 7-2
36	Tavian Josenberger (3)	19	March 18	Auburn	LHP Zach Crotchfelt	1	2nd	1	3-2	3-1	W, 9-3
37	Jared Wegner (9)	20	March 19	Auburn	LHP Konner Copeland	2	3rd	2	2-1	0-0	W, 5-0
38	Reese Robinett (1)	21	March 21	SEMO	RHP Esteban Hernandez	0	4th	1	1-0	1-1	W, 12-2 (7)
39	Reese Robinett (2) +	22	March 24	at #1 LSU	RHP Christian Little	2	10th	1	1-0	1-1	W, 9-3 (10)
40	Kendall Diggs (7)	22	March 24	at #1 LSU	RHP Will Hellmers	3	10th	2	5-1	1-2	W, 9-3 (10)
41	Jared Wegner (10)	23	March 25	at #1 LSU [DH-1]	RHP Ty Floyd	1	1st	1	3-2	0-0	L, 12-2 (7)
42	Jared Wegner (11)	24	March 25	at #1 LSU [DH-2]	RHP Thatcher Hurd	0	1st	2	1-2	0-0	L, 14-5
43	Tavian Josenberger (4)	25	March 28	Omaha	RHP Tanner Olmstead	1	3rd	0	1-1	8-3	W, 16-3 (7)
44	Tavian Josenberger (5)	26	March 31	Alabama	RHP Ben Hess	0	3rd	1	3-2	0-1	L, 12-1
45	Kendall Diggs (8)	27	April 1	Alabama	RHP Luke Holman	2	4th	2	2-2	0-4	W, 9-6
46	Jace Bohrofen (6) *	27	April 1	Alabama	RHP Kade Woods	0	8th	0	0-2	6-6	W, 9-6
47	Caleb Cali (3)	27	April 1	Alabama	RHP Kade Woods	1	8th	0	1-2	7-6	W, 9-6
48	Jared Wegner (12)	28	April 2	Alabama	RHP Garrett McMillan	1	5th	1	1-2	2-3	W, 5-4
49	Caleb Cali (4)	29	April 7	at Ole Miss [DH-1]	RHP Jack Dougherty	1	2nd	2	2-1	0-0	W, 11-2
50	Brady Slavens (3)	29	April 7	at Ole Miss [DH-1]	RHP Jack Dougherty	3	5th	1	0-2	4-0	W, 11-2
51	Peyton Stovall (4)	30	April 7	at Ole Miss [DH-2]	RHP Mitch Murrell	1	9th	0	2-1	2-7	L, 7-4
52	Caleb Cali (5) *	31	April 8	at Ole Miss	RHP JT Quinn	0	3rd	0	2-1	0-0	W, 6-4
53	Jace Bohrofen (7)	32	April 11	Little Rock	RHP Nelson Smith	1	3rd	0	1-1	11-2	W, 21-5
54	Harold Coll (2)	32	April 11	Little Rock	RHP Nelson Smith	1	3rd	1	2-0	13-2	W, 21-5
55	Jace Bohrofen (8) *	33	April 12	Little Rock	RHP Erik McKnight	0	2nd	0	2-1	0-0	L, 11-4
56	Brady Slavens (4)	33	April 12	Little Rock	RHP Erik McKnight	1	2nd	0	0-2	1-0	L, 11-4

\* - indicates leadoff home run | ^ - indicates back-to-back home run | ! - indicates walk-off home run | + - indicates pinch-hit home run



## HOME RUN CHART ||



No.	Player	Game	Date	Opponent	Pitcher	On Base	Inning	Outs	Count	Score	Final
57	Tavian Josenberger (6)	34	April 14	#16 Tennessee	RHP Andrew Lindsey	1	3rd	0	3-2	1-2	W, 5-2
58	Jace Bohrofen (9)	34	April 14	#16 Tennessee	RHP Seth Halvorsen	0	5th	2	0-0	4-2	W, 5-2
59	Jace Bohrofen (10)	35	April 15	#16 Tennessee	RHP Chase Dollander	1	1st	1	3-1	0-1	W, 6-3
60	Tavian Josenberger (7)	36	April 16	#16 Tennessee	RHP Chase Burns	0	6th	1	0-1	6-2	W, 7-2
61	Brady Slavens (5)	39	April 21	at Georgia	RHP Chandler Marsh	1	8th	0	3-2	0-7	L, 7-3
62	Caleb Cali (6)	40	April 22	at Georgia	LHP Liam Sullivan	1	5th	0	1-1	0-2	L, 9-8
63	Hudson Polk (2)	40	April 22	at Georgia	LHP Liam Sullivan	0	5th	1	0-0	2-2	L, 9-8
64	Caleb Cali (7)	40	April 22	at Georgia	RHP Nolan Crisp	2	8th	0	1-0	5-4	L, 9-8
65	Peyton Stovall (5)	42	April 27	Texas A&M	LHP Troy Wansing	3	2nd	2	3-2	1-0	W, 7-5
66	Jace Bohrofen (11)	42	April 27	Texas A&M	LHP Will Johnston	1	8th	0	0-1	5-5	W, 7-5
67	Ben McLaughlin (1)	43	April 28	Texas A&M	RHP Josh Stewart	1	7th	1	0-0	6-4	W, 10-4
68	Harold Coll (3)	45	May 2	vs. Lipscomb	LHP Michael Dunkelberger	2	1st	2	0-1	0-0	L, 8-6 (11)
69	Jace Bohrofen (12)	46	May 5	at Mississippi State	RHP Cade Smith	1	1st	0	1-2	0-0	W, 6-2
70	Brady Slavens (6)	46	May 5	at Mississippi State	RHP Cade Smith	1	6th	1	0-0	2-2	W, 6-2
71	Brady Slavens (7) *	47	May 6	at Mississippi State	RHP Colby Holcombe	0	6th	0	3-1	8-0	W, 14-2 (7)
72	Kendall Diggs (9)	47	May 6	at Mississippi State	RHP Colby Holcombe	1	7th	1	2-2	9-2	W, 14-2 (7)
73	Caleb Cali (8)	47	May 6	at Mississippi State	LHP Tyler Davis	2	7th	2	2-2	11-2	W, 14-2 (7)
74	Brady Slavens (8)	48	May 7	at Mississippi State	LHP Jurrangelo Cijnte	1	3rd	2	1-0	1-0	W, 11-6
75	Kendall Diggs (10) ^	48	May 7	at Mississippi State	RHP Nate Dohm	3	5th	2	2-1	6-4	W, 11-6
76	Jace Bohrofen (13) ^	48	May 7	at Mississippi State	RHP KC Hunt	0	5th	2	1-0	10-4	W, 11-6
77	Ben McLaughlin (2)	51	May 14	#6 South Carolina	RHP James Hicks	0	8th	2	0-2	5-1	W, 5-1
78	Brady Slavens (9)	52	May 18	at #12 Vanderbilt	RHP Patrick Reilly	1	1st	2	1-2	2-0	W, 8-2
79	Jace Bohrofen (14)	53	May 19	at #12 Vanderbilt	LHP Devin Futrell	0	1st	1	1-0	0-0	L, 10-8
80	Peyton Holt (2)	53	May 19	at #12 Vanderbilt	LHP Devin Futrell	2	6th	1	0-2	4-2	L, 10-8
81	Jared Wegner (13)	55	May 24	vs. Texas A&M	LHP Brandyn Garcia	3	7th	1	0-0	1-4	W, 6-5 (11)
82	Kendall Diggs (11) * !	55	May 24	vs. Texas A&M	RHP Ty Sexton	0	11th	0	2-1	5-5	W, 6-5 (11)
83	Tavian Josenberger (8)	58	June 2	Santa Clara	LHP Nick Sando	1	6th	0	3-2	5-3	W, 13-6
84	Caleb Cali (9)	58	June 2	Santa Clara	RHP Jeffrey Heinrich	2	7th	1	1-0	10-3	W, 13-6
85	Tavian Josenberger (9) *	59	June 4	#17 TCU	RHP Sam Stoutenborough	0	1st	0	3-2	0-6	L, 20-5
86	Tavian Josenberger (10)	59	June 4	#17 TCU	RHP Sam Stoutenborough	1	5th	2	1-0	1-14	L, 20-5
87	Jace Bohrofen (15)	59	June 4	#17 TCU	RHP Sam Stoutenborough	0	6th	2	1-1	3-6	L, 20-5
88	Harold Coll (4) *	59	June 4	#17 TCU	RHP Hunter Hodges	0	7th	0	3-0	4-17	L, 20-5
89	Jared Wegner (14)	60	June 4	Santa Clara	LHP Brandon Gomez	0	3rd	2	2-1	2-0	W, 6-4
90	Kendall Diggs (12)	60	June 4	Santa Clara	RHP Skylar Hales	1	8th	0	3-2	4-3	W, 6-4
91	Jace Bohrofen (16)	61	June 5	#17 TCU	RHP Cam Brown	1	5th	1	3-1	1-2	L, 12-4
92	Jared Wegner (15)	61	June 5	#17 TCU	RHP Cam Brown	0	5th	1	2-1	3-2	L, 12-4

\* - indicates leadoff home run | ^ - indicates back-to-back home run | ! - indicates walk-off home run | + - indicates pinch-hit home run

# A || MISCELLANEOUS STATS

Hitting Streaks	Longest	Current	Reached Base Streaks	Longest	Current
Jared Wegner	14	4	Kendall Diggs	34	2
Kendall Diggs	13	-	Brady Slavens	22	1
Caleb Cali	13	-	Jace Bohrofen	20	4
Brady Slavens	12	1	Jared Wegner	18	16
Peyton Holt	10	10	Ben McLaughlin	18	-
Jace Bohrofen	8	4	John Bolton	18	2
Peyton Stovall	7	-	Caleb Cali	18	-
Ben McLaughlin	7	-	Tavian Josenberger	15	6
Tavian Josenberger	6	-	Peyton Holt	13	13
John Bolton	4	-	Peyton Stovall	12	-
Jayson Jones	4	-	Hunter Grimes	8	-
Hunter Grimes	4	-	Harold Coll	6	1
Parker Rowland	3	-	Jayson Jones	4	-
Harold Coll	3	1	Parker Rowland	4	-
Reese Robinett	3	-	Hudson Polk	4	1
Hudson Polk	2	1	Reese Robinett	3	-
Mason Neville	1	-	Mason Neville	1	-


## STARTERS SUMMARY

Player	GS	p	c	1b	2b	3b	ss	lf	cf	rf	of	dh	1st	2nd	3rd	4th	5th	6th	7th	8th	9th	
Bohrofen	60	.	.	.	.	.	.	10	8	40	.	2	.	13	14	12	15	6	.	.	.	.
Diggs	57	.	.	.	.	.	.	.	.	19	.	38	9	9	2	8	12	14	3	.	.	.
Slavens	54	.	.	52	.	1	.	1	.	.	.	.	.	.	2	26	7	9	8	2	.	.
Josenberger	51	.	.	.	.	.	.	.	.	51	.	.	51	.	.	.	.	.	.	.	.	.
Bolton	51	.	.	.	.	.	.	51	.	.	.	.	.	.	.	.	.	.	.	.	.	51
Cali	46	.	.	.	2	44	.	.	.	.	.	.	.	.	7	3	13	15	8	.	.	.
Rowland	42	.	42	.	.	.	.	.	.	.	.	.	.	.	.	.	.	.	1	37	4	.
Wegner	42	.	.	.	.	.	.	41	1	.	.	.	.	3	32	3	2	1	1	.	.	.
Stovall	38	.	.	.	38	.	.	.	.	.	.	.	.	32	1	.	4	1	.	.	.	.
McLaughlin	21	.	.	3	.	2	.	.	.	.	.	16	.	1	3	7	5	2	3	.	.	.
Polk	19	.	19	.	.	.	.	.	.	.	.	.	.	.	.	.	.	.	2	13	4	.
Holt	19	.	.	.	17	2	.	.	.	.	.	.	.	1	.	.	.	.	.	17	1	.
Coll	19	.	.	.	3	6	10	.	.	.	.	.	.	.	.	1	1	2	9	5	1	.
Hollan	15	15	.	.	.	.	.	.	.	.	.	.	.	.	.	.	.	.	.	.	.	.
Jones	13	.	.	3	1	4	.	1	.	.	.	4	.	.	.	1	1	5	5	1	.	.
Smith	11	11	.	.	.	.	.	.	.	.	.	.	.	.	.	.	.	.	.	.	.	.
McEntire	10	10	.	.	.	.	.	.	.	.	.	.	.	.	.	.	.	.	.	.	.	.
Adcock	8	8	.	.	.	.	.	.	.	.	.	.	.	.	.	.	.	.	.	.	.	.
Neville	7	.	.	.	.	.	.	5	1	.	.	1	.	.	.	.	.	2	2	2	1	.
Bybee	7	7	.	.	.	.	.	.	.	.	.	.	.	.	.	.	.	.	.	.	.	.
Tygart	6	6	.	.	.	.	.	.	.	.	.	.	.	.	.	.	.	.	.	.	.	.
Grimes	5	.	.	.	.	.	.	3	.	2	.	.	1	2	.	.	.	2	.	.	.	.
Robinett	5	.	.	3	.	2	.	.	.	.	.	.	.	.	.	.	1	2	2	.	.	.
Coil	3	3	.	.	.	.	.	.	.	.	.	.	.	.	.	.	.	.	.	.	.	.
Morris	1	1	.	.	.	.	.	.	.	.	.	.	.	.	.	.	.	.	.	.	.	.

Multiple Hit Games	2	3	4	5+	Total
Jace Bohrofen	17	4	-	-	21
Tavian Josenberger	18	1	-	-	19
Caleb Cali	10	5	-	-	15
Brady Slavens	12	3	-	-	15
Kendall Diggs	10	4	-	-	14
Jared Wegner	10	2	-	-	12
Peyton Stovall	6	4	-	-	10
Peyton Holt	8	2	-	-	10
Ben McLaughlin	7	1	-	-	8
John Bolton	4	1	-	-	5
Parker Rowland	4	-	-	-	4
Harold Coll	3	1	-	-	4
Jayson Jones	2	-	-	-	2
Reese Robinett	1	-	-	-	1
Hudson Polk	1	-	-	-	1
Hunter Grimes	1	-	-	-	1
<b>TEAM</b>	<b>114</b>	<b>28</b>	<b>0</b>	<b>0</b>	<b>142</b>

Multiple RBI Games	2	3	4	5+	Total
Kendall Diggs	8	4	4	1	17
Jace Bohrofen	13	2	2	-	17
Jared Wegner	7	6	1	1	15
Brady Slavens	8	1	2	1	12
Caleb Cali	8	3	-	1	12
Tavian Josenberger	9	2	-	-	11
Peyton Stovall	5	1	2	-	8
Parker Rowland	5	-	-	-	5
Harold Coll	1	3	1	-	5
John Bolton	5	-	-	-	5
Peyton Holt	3	-	1	-	4
Ben McLaughlin	3	-	-	-	3
Reese Robinett	1	1	-	-	2
Hudson Polk	2	-	-	-	2
Jayson Jones	2	-	-	-	2
Hunter Grimes	-	1	-	-	1
<b>TEAM</b>	<b>80</b>	<b>24</b>	<b>13</b>	<b>4</b>	<b>121</b>

2023 SEASON REVIEW







IT MEANS MORE THAN  
**175,000**  
**NAMES**  
CHISELED INTO THE  
SIDEWALK.



IT JUST MEANS MORE.™









# || HISTORY & RECORDS



# A || PROGRAM HISTORY

Few schools in America enjoy as rich a history as that of the Arkansas Razorback baseball program. With 11 College World Series appearances - including national runner-up finishes in 1979 and 2018 - and 34 NCAA postseason appearances to its credit, the University of Arkansas has long been considered one of the nation's elite programs.

Entering their 102nd season of competition in 2024, the Razorbacks fielded their first team in 1897. Arkansas played for 24 years before seeing its team discontinued from 1930-46. Hugo Bezdek, E.T. Pickering, T.T. McConnell, Claude Watts, Norman Coyle and Francis Schmidt served as coaches during the early days of the program. All but Watts and Coyle also served as head football coaches at the university.

The Razorbacks got back in the baseball business again in 1947 with Deke Brackett serving the first of three seasons as head coach. It was in 1950, with Razorback athletic trainer Bill Ferrell taking the reins, that modern day interest in the sport ignited for the first time. Though compiling only a 139-149 record during his 16-year tenure, the foundation was laid for what was to come.


Wayne Robbins took over for the popular Ferrell in 1966 and coached four seasons, going 50-51. His successor was a fiery young coach from Wisconsin who would eventually build the program into one of national prominence.

Norm DeBriyn was hired by Arkansas Athletics Director George Cole in 1970 and charged with making the Razorbacks competitive on a conference and national level. Arkansas baseball had not been a baseball-playing member of a league since dropping out of Southwest Conference play in 1926. One of DeBriyn's first tasks was to resume a SWC schedule, a feat which was accomplished in time for the 1974 season. His teams proved competitive in one of the nation's toughest baseball leagues and Arkansas would end up qualifying for 14 of the 15 SWC Tournaments held during the Razorbacks' membership in the league.

The Razorbacks became competitive on a larger scale as well under DeBriyn. Arkansas participated in its first NCAA postseason in 1973, DeBriyn's fourth season, and made its first trip to the NCAA College World Series in 1979 - his 10th season at the helm. That trip to Omaha in 1979 saw the Razorbacks finish as national runner-up to Cal State Fullerton.

In his final season as coach in 2002, DeBriyn guided Arkansas to an NCAA Super Regional after winning the Wichita Regional with a perfect 3-0 mark. The Razorbacks came within two runs of advancing to their fifth NCAA College World Series, losing the Super Regional two games to one to host Clemson.

A new chapter in Arkansas baseball history began in 2003 when former Razorback player and graduate assistant coach Dave Van Horn was named head coach after DeBriyn retired. Since taking over at his alma mater, Van Horn has continued to grow the Razorback program with seven trips to the College World Series (2004, 2009, 2012, 2015, 2018, 2019 and 2022), 19 NCAA Tournament berths and 10 SEC championships over his 21 seasons at the helm.



Head coach Norm DeBriyn led the Razorbacks to their first SEC title in 1999. In his career, he guided Arkansas to three conference titles combined in the SWC and SEC.



With the installation of lights at George Cole Field, Arkansas was able to host its first night game and the Southwest Conference Tournament in 1985.

Facilities have played an important role in the history of Razorback baseball. Upon DeBriyn's arrival, the Razorbacks were playing games at the run-down and disheveled Washington County Fairgrounds field barely fit for pasture land. By 1975, Arkansas had moved into George Cole Field, one of the few college ballparks in the country with an artificial playing surface. The park gave the program immediate respectability and Arkansas would advance five times to NCAA postseason play and twice to the College World Series in its first decade in the park. Lights were added in 1985 with the help of former standouts Kevin McReynolds, Johnny Ray and Tim Lollar, a move that again advanced the program to another level.

George Cole Field was the site of the Razorback baseball program's coming of age. The Razorbacks would go 567-142-2 at the facility for a winning percentage of .799. It was the site of the school's first league tournament championship, in 1985, and home to a parade of all-conference and All-America players. McReynolds, Ray, Lollar and Tom Pagnozzi - some of the first Razorbacks to make a significant impact in Major League Baseball - were just a few of many DeBriyn pupils who honed their skills at George Cole Field and went on to excel in the majors.

Although he retired following the 2002 season, the magic continued with DeBriyn's subtle influence on the lives of Charlie Baum and Willard and Pat Walker families, key contributors to perhaps the crowning achievement of DeBriyn's tenure - Baum Stadium at George Cole Field. The 8,237-seat stadium, which can accommodate a crowd of 10,737, is unparalleled in the country in form and function and moved the program to an even higher level of achievement.

Designed by the nationally acclaimed firm HOK, designers of such jewels as Oriole Park at Camden Yards, Coors Field and Progressive Field, Baum Stadium at George Cole Field played host to its first game on April 13, 1996, as a crowd of 3,328 saw the Razorbacks defeat Auburn in a doubleheader sweep.

Named the best college baseball facility in the nation by Baseball America in 1998 and 2018, the stadium has ignited the interest of Razorback fans throughout the region and helped Arkansas lead the nation in tickets sold in 2007 with 8,069 per game and set a then-NCAA record in the process. Since 2004, the Hogs' second season under Van Horn, Arkansas has ranked in the top five nationally in average attendance each year.

Another crown jewel of Razorback baseball is the Fowler Family Baseball & Track Training Center. The 52,000-square foot climate-controlled indoor facility opened in the fall of 2014 and includes a full-size practice infield that is suitable for live hitting, fielding and base running. The facility also includes four batting cages and protective netting around the facility to ensure safe activity and observation while taking protective measures toward the facility structure.

The J.B. & Johnelle Hunt Family Baseball Development Center, which opened prior to the 2022 season, is the latest addition to Baum-Walker Stadium. The 49,000-square foot baseball performance facility provides student-athletes with an improved and expanded locker room, team meeting room, strength and conditioning center, training room, nutrition center, pitching and development lab and an in-venue batting tunnel.



Arkansas baseball is not just about those who have been able to play the game for a living. The Razorbacks have produced 99 all-conference selections (all since 1976 when Bill Montgomery was named All-Southwest Conference), 33 All-America picks (Lollar was the first in 1978), 26 freshman All-America selections, 59 conference all-tournament selections, six conference titles (1989, 1990, 1999, 2004, 2021, 2023), two conference tournament championships and 11 College World Series appearances.

Since joining the SEC in 1992, Arkansas has placed 57 players on All-SEC lists. Throughout the years, 65 former Razorbacks have played in the big leagues and nine were major league first-round draft picks in McReynolds (1981), Jeff King (1986), David Walling (1999), Nick Schmidt (2007), Logan Forsythe (2008), Zack Cox (2010), Ryne Stanek (2013), Andrew Benintendi (2015) and Heston Kjerstad (2020).

Six former Hogs have won a World Series: Dick Hughes (St. Louis Cardinals, 1967), Eric Hinske (Boston Red Sox, 2007/New York Yankees, 2009), Dallas Keuchel (Houston Astros, 2017), Benintendi (Red Sox, 2018), Drew Smyly (Atlanta Braves, 2021) and Stanek (Astros, 2022).

Many former Razorbacks have given something back to the program that helped propel them to the professional ranks, but none so much as the all-star catcher Tom Pagnozzi. The annual Tom Pagnozzi Invitational Golf Tournament and surrounding events raise thousands of dollars each year for the Arkansas baseball program.

Memorable moments of Arkansas baseball vary with the observer. Arkansas' first NCAA postseason appearance in 1973 at Arlington Stadium in Arlington, Texas, will long be considered a watershed moment for DeBriyn's program. Though the Razorbacks lost two straight, it was a signal the program had arrived. Just six years later, the Razorbacks raced through the NCAA East Regional in Tallahassee, Florida, in four games to advance to the College World Series in Omaha, Nebraska, for the first time.

Three more wins in the then-true double elimination event put Arkansas in the championship game against Cal State Fullerton. Fullerton, playing with one loss, won the first championship game, 13-10, to force a winner-take-all rematch. Fullerton won that one 2-1, sending the disappointed Razorbacks home with the national runner-up trophy.

A third-place finish at the 1985 CWS also saw the Razorbacks go through Tallahassee and started a five-year stretch in which Arkansas advanced to Omaha three times, each time on an odd year. Fifth-place finishes in 1987 and 1989 were outstanding achievements for those teams.

Arkansas played host to its first Southwest Conference Tournament in 1985, winning three straight games at George Cole Field with an opening win over Baylor and back-to-back victories over rival Texas. It was another example of facilities

playing a role in the program's success - only the addition of lights that season enabled the school to snare the tournament host honor from traditional sites Texas and Texas A&M.

Memorable moments are hard to narrow to such a small space but would include some hard-to-forget home runs and pitching performances. Ralph Kraus ushered in the school's first night game in classic style with a home run in the bottom of the ninth inning to defeat Texas before thousands in 1985.

There have been 13 no-hitters in school history, the most recent by the combination of Dominic Taccolini, Matt Cronin, and Josh Alberius in the 2017 SEC Tournament. They blanked Auburn to join former Razorbacks Rich Erwin (1976), David Rhodes (1977), Scott Glanz (1982), Tim Deitz (1983), Fred Faust (1984), Steve Parker (1986), Dennis Fletcher-Tim Sherrill-Tim Peters (1987), Brian Cook-Brian Dennison (1991), Todd Abbott (1994), Richie Nye (1996), Scott Roehl (2001), and Nick Schmidt-Brian McLelland, Devin Collis (2006) as no-hit specialists.

Another Nye helped the Razorbacks make history again on the final day of the 1999 regular season. Rodney Nye homered in each of his first three trips to the plate to lead Arkansas its first SEC Western Division and overall titles.

Baum-Walker Stadium has already seen its share of memorable games in its short lifespan, such as Arkansas' 11-run rally to beat South Carolina, 17-16, in 1998 and a 16-0 win over Eastern Illinois in which David Walling fanned 16 batters to help give Norm DeBriyn his 1,000th career victory.

In 1999, the Razorbacks took their home field advantage to a new level, going 14-1 in home SEC games and ending the season with 13 consecutive conference victories at the facility. The solid play in home league games helped the Razorbacks earn division and overall league titles and brought an NCAA regional to the UA campus for the first time in school history.

In 2004, Arkansas duplicated the feat again earning a share of the SEC crown and topping the SEC West. Picked last in the division to begin the season, head coach Dave Van Horn guided this gritty bunch of Razorbacks to their second league title since joining the SEC. For their efforts, Arkansas earned a coveted national seed in the NCAA Tournament draw and hosted its second regional in school history.

The Razorbacks hosted, at the time, the largest attended NCAA Regional as 38,773 fans packed Baum-Walker Stadium for the three-day event. Arkansas didn't disappoint, although it took a historic comeback to send the home crowd away happy. Down to its last out in an elimination game against Wichita State, Arkansas got a grand slam from junior catcher Brady Toops to complete an improbable 11-9 comeback win against Wichita State. Arkansas held off the Shockers, 4-3, in the regional final to secure the school's first-ever NCAA Super Regional.



Former Razorbacks Ronn Reynolds, Kevin McReynolds, Tim Lollar and Johnny Ray with long-time Arkansas head coach Norm DeBriyn (middle). All four #ProHogs played in the Major Leagues for at least six years and each played in at least 100 games or more during their careers.



Arkansas clinched its eighth trip to the College World Series in 2015 after defeating Missouri State in game three of the NCAA Fayetteville Super Regional. Arkansas won 21 of its final 29 games that year to reach its 14th-straight NCAA Tournament. In game two of the Super Regional, fans set a single-game Baum Stadium attendance record (12,167) that still stands today.

The following weekend, Arkansas dominated No. 12 Florida State in a two-game sweep of the Seminoles televised nationally by ESPN. Razorback fans set a new NCAA record for super regional attendance at an on-campus venue drawing 9,338 on Friday and 10,027 on Saturday. With the 4-2 win in game two, Arkansas clinched its fifth College World Series berth.

During the 2009 regular season, Arkansas earned its first No. 1 ranking and defeated Arizona State in front of a then-Baum-Walker record 11,014 fans in the facility's first matchup between top-ranked teams; the Sun Devils were also ranked No. 1 at the time in other national polls.

That same year, the Hogs swept through the Norman Regional and Tallahassee Super Regional, upsetting national seeds Oklahoma and Florida State, respectively, to earn the program's sixth trip to Omaha.

On college baseball's grandest stage at historic Rosenblatt Stadium, Arkansas split its first two games of the 2009 College World Series, besting Cal State Fullerton and then losing to LSU. The Razorbacks found themselves one out away from elimination against Virginia before Brett Eibner lifted a two-run shot to left field to tie the game. Arkansas went on to win the instant classic, 4-3, in 12 innings, and finished the series in third place.

The Razorbacks reached the College World Series for the third time under Van Horn in 2012 as Arkansas put together a memorable postseason run that saw them down old SWC rivals Rice and Baylor on their home fields. Arkansas opened its tournament run in Houston as it defeated Sam Houston State twice and downed eighth-ranked Rice in a 1-0 shutout.

The next week, Arkansas returned to the state of Texas and faced No. 4 national seed Baylor. After dropping the opener of the Super Regional, Arkansas responded by winning the next two games to punch its ticket to Omaha.

A scoreless game until the top of the 10th inning, Arkansas broke through on Jake Wise's RBI single, scoring Brian Anderson. Randall Fant, Nolan Sanburn, Brandon Moore, Trent Daniel and Colby Suggs combined to shut down the high-powered Baylor offense and send Arkansas to Omaha.

In the College World Series, the Hogs won their first two games, defeating Kent State, 8-1, in the opener before downing South Carolina, 2-1, to snap the Gamecocks' 22-game NCAA postseason win streak. Arkansas would finish tied for third in the CWS after eventual-runner up South Carolina defeated the Razorbacks twice.

The 2015 season saw one of the greatest individual performance ever by an Arkansas baseball player as outfielder Andrew Benintendi became the first Razorback to win the Golden Spikes Award, given to the national player of the year. The sophomore wowed the crowds at Baum Stadium as he became just the third player in SEC history to lead the league in home runs (20) and batting average (.376).

With the help of Benintendi, Arkansas had an improbable run culminating in one of the most memorable seasons in Razorback history. Entering April at 14-14, Arkansas went on a tear, going 21-8 in its final 29 games and earned a two-seed in the NCAA Tournament.

Arkansas headed to the Stillwater Regional and cruised through, winning all three games they played. The Hogs won the Regional and won the right to host a Super Regional the following week against national-seed Missouri State.

The Razorbacks split the first two games of the Fayetteville Super Regional setting up a winner-take-all third game. Behind a raucous and stadium-record crowd of 12,167 fans, first team All-SEC closer Zach Jackson took the mound with a one run lead and 11 outs standing between the Razorbacks and Omaha. Jackson retired 11 straight, including a series-ending strikeout that sent Baum Stadium into hysteria and the Razorbacks to the College World Series for the third time in the past seven years.

Arkansas continued its trend of making it to Omaha every three seasons as it returned to the College World Series in 2018, the fifth time under head coach Dave Van Horn and ninth time overall. In turn, the Razorbacks made its deepest run since 1979.

The road to its ninth College World Series was not easy as Arkansas' regular-season schedule was, arguably, the toughest in the nation. The Hogs faced four of the seven other teams (Mississippi State, Florida, Texas, Texas Tech) that made the CWS field and went on to win 35 games at home, never losing a series at Baum Stadium in the process.

For the third time in its history, Arkansas was awarded a national seed (No. 5) for the NCAA Tournament ultimately giving it home field advantage all the way to the College World Series. The Hogs won three-straight games in the regional and two of three games in the Super Regional against SEC foe, South Carolina to earn the coveted spot in Omaha. The fans responded with the opportunity of having postseason baseball at Baum-Walker Stadium, making it the highest attended regional and super regional for 2018.



In Omaha, the Razorbacks won their first three games of the series, defeating Texas, Texas Tech and Florida to earn its first trip to the CWS final since 1979. Arkansas won game one of the final against Oregon State, 4-1, utilizing another stellar pitching performance from junior Blaine Knight, who ended his Razorback career setting the Arkansas single-season record for wins with a perfect 14-0 record. His closer, Matt Cronin, also set the Arkansas single-season saves record (14) in the same game.

Arkansas came within one strike of winning its first national championship in game two against Oregon State, but the Beavers scored three runs in the ninth inning and claimed game three the next day to give Arkansas its second national runner-up trophy in school history.

For the first time in program history, the Razorbacks secured a trip to the College World Series in back-to-back seasons, reaching Omaha again in 2019. The Hogs rode a 41-17 overall record and a 20-10 mark in SEC play to a West Division title and a No. 5 national seed, ensuring the Road to Omaha continued to run through Fayetteville.

In Regional action, Arkansas made light work of Central Connecticut State (11-5) and TCU twice (3-1 & 6-0) to move on to Super Regional play, where a familiar foe awaited them. Arkansas got the privilege of facing Ole Miss for the sixth, seventh & eighth times in 2019, taking games one & three by scores of 11-2 & 14-1 to earn the program's 10th trip to the College World Series.

Despite a shortened season in 2020 due to the COVID-19 pandemic, the Hogs still found ways to make it a memorable one. Arkansas started out 7-0 with sweeps over Eastern Illinois and Gonzaga, including an 11-strikeout performance from Connor Noland on Opening Day. In the series finale against South Alabama, Heston Kjerstad hit the program's first walk-off home run exactly seven years to the day on March 8, 2013. The final game of the season was also a milestone as a wild 10-9 victory over Grand Canyon gave Dave Van Horn his 700th win as head coach of the Razorbacks.

Arkansas reached new heights during the 2021 campaign, putting together a historic 50-win year that culminated with both an SEC regular season and conference tournament title. The Razorbacks became one of two SEC teams (Vanderbilt, 2013) in history to win all of their conference series in a season. Arkansas set a single-season school records for home runs (109) during the year and was led by pitcher Kevin Kopps, who turned in one of the most legendary seasons in college baseball history. Kopps went 12-1 with 11 saves, 131 strikeouts and a nation-leading 0.90 ERA in 89.2 innings of work to become Arkansas' second Golden Spikes Award winner.



In 2021, the Razorbacks became the fifth team to win both the SEC regular season title and the SEC Tournament title since the league went to the current tournament format in 1996.

The Hogs posted a 46-21 overall record in 2022, highlighted by the program's 11th trip to the College World Series and its third in the last four postseason. Dave Van Horn's Razorbacks continued to make history on the field, setting new single-season school records in both strikeouts (674) and fielding percentage (.982).

With another 40-win season under its belt in 2023, Arkansas extended its streak as one of only two teams in the country, along with Southern Miss, to record at least 40 wins in each of the last six full seasons – 2017 (45), 2018 (48), 2019 (46), 2021 (50), 2022 (46), 2023 (43). Entering 2024, no team in the country has recorded more wins over the last seven seasons than the Hogs' 289 total victories since 2017.

A rich history with legendary players, coaches and games make Arkansas baseball a unique and treasured program. With Baum-Walker Stadium as a backdrop for the Razorbacks' continued competition in the toughest league in the nation, Arkansas baseball promises to bring fans many more great moments for many years to come.







## RAZORBACKS FINISH SECOND IN FIRST CWS APPEARANCE

**Overall Record:** 49-15 | **SWC Record:** 19-5

**SWC Finish:** 2nd

**SWC Tournament Finish:** 2nd

**College World Series Finish:** Runner-up

**All-America Selections:** Ronn Reynolds, C

**CWS All-Tournament Selections:** Marc Brumble, OF; Steve Krueger, LHP; Kevin McReynolds, OF; Larry Wallace, SS

**All-SWC Selections:** Steve Krueger, LHP; Johnny Ray, 2B; Ronn Reynolds, C; Ed Wallace, 1B

**All-SWC Tournament Selections:** Marc Brumble, OF; John Hennell, 1B; Johnny Ray, 2B; Ronn Reynolds, C; Scott Tabor, RHP; Larry Wallace, SS

### 1979 Roster

**Head Coach:** Norm DeBriyn

**Assistant Coaches:** Doug Clark, Tom Hilton, Ban Ormsby

Name	Pos.	Yr.	Hometown (Last School)
Tim Alexander	RHP	So.	Ft. Smith, Ark. (Southside)
Jeff Ash	OF	Jr.	Shawnee Mission, Kan. (North)
Donald Atkins	INF/OF	Fr.	Little Rock, Ark. (Parkview)
Bill Bakewell	RHP	Sr.	Tulsa, Okla. (Hale)
Powell Bowers	2B	Fr.	Mt. Pleasant, Texas (Mt. Pleasant)
Jeff Boyd	RHP	Jr.	Springfield, Mo. (Glendale)
Marc Brumble	OF	Sr.	Tulsa, Okla. (Hale)
Mark Bulgarelli	C	Sr.	Littleton, Colo. (Arapahoe)
Randal Carter	SS/3B	Jr.	Springfield, Mo. (Hillcrest)
Tim Clancy	C/1B	Jr.	Tulsa, Okla. (Bishop Kelley)
Steve Coker	3B	So.	Fayetteville, Ark. (Fayetteville)
Chris Day	LHP	So.	Houston, Texas (Sharpstown)
Rich Erwin	RHP	Sr.	Littleton, Colo. (Littleton)
Kevin Grover	LHP	Fr.	Janesville, Wis. (Craig)
Bill Grubb	INF/OF	Jr.	Tulsa, Okla. (Hale)
Jeff Haun	INF	Fr.	Overland Park, Kan. (South)
John Hennell	1B	Jr.	Ashland, Wis. (Ashland)
Stuart Huchingson	RHP	Fr.	West Memphis, Ark. (West Memphis)
Jeff Huddleston	RHP	So.	Texarkana, Texas (Liberty)
Albert Jiron	SS	Fr.	Lakewood, Colo. (Bear Creek)
Danny Johnson	RHP	Fr.	Pine Bluff, Ark. (Watson Chapel)
Rob Kauffman	3B	Jr.	Tulsa, Okla. (Hale)
Mike Kreymborg	RHP	Fr.	Tulsa, Okla. (Bishop Kelley)
Dave King	OF	Jr.	Elkins, Ark. (Elkins)
Steve Krueger	LHP	Jr.	Topeka, Kan. (West)
Bruce Lahay	LHP	So.	St. Louis, Mo. (Oakville)
Mike Martin	OF	Sr.	Moore, Okla. (Moore)
Dale McDaniel	RHP	Jr.	Kansas City, Mo. (Hickman)
Pat McGurk	RHP	Jr.	Muskogee, Okla. (Muskogee)
Bob McHale	RHP	Jr.	Tobyhanna, Pa. (Pocono)
Kevin McReynolds	OF	Fr.	North Little Rock, Ark. (Sylvan Hills)
Kevin Radford	2B	Jr.	Tulsa, Okla. (Memorial)
Johnny Ray	2B	Sr.	Chouteau, Okla. (Chouteau)
Ronn Reynolds	C	Jr.	Wichita, Kan. (Southeast)
Rickey Riddle	OF	Jr.	Hot Springs, Ark. (Hot Springs)
Billy Schock	RHP	Fr.	Deer Park, Texas (Deer Park)
John Stanley	LHP	Jr.	Little Rock, Ark. (Hall)
Scott Tabor	RHP	Fr.	Little Rock, Ark. (McClellan)
Ed Wallace	LHP	Sr.	Florissant, Mo. (McClure)
Larry Wallace	2B/SS	Sr.	Pine Bluff, Ark. (Pine Bluff)
Manual Warrior	RHP	Sr.	Sapulpa, Okla. (Kellyville)
Ron Waymire	RHP	Jr.	Tulsa, Okla. (Cascia Hall)
Andy White	RHP	So.	Newport, Ark. (Newport)
Luis Zambrana	OF	So.	Carolina, Puerto Rico




### 1979 Results

Date	Result	Opponent	Location
2/23	W, 7-1	William Jewell	Fayetteville
2/23	W, 13-2	William Jewell	Fayetteville
2/27	W, 5-0	Missouri Southern	Fayetteville
2/27	W, 3-2	Missouri Southern	Fayetteville
3/2	W, 2-0	Texas*	Fayetteville
3/3	L, 3-2	Texas*	Fayetteville
3/3	L, 1-0	Texas*	Fayetteville
3/4	L, 3-2	Southern Illinois	Fayetteville
3/4	L, 18-5	Southern Illinois	Fayetteville
3/5	W, 5-0	Southwest Baptist	Fayetteville
3/5	W, 9-2	Southwest Baptist	Fayetteville
3/6	W, 4-1	Tulsa	Fayetteville
3/6	W, 8-1	Tulsa	Fayetteville
3/9	W, 6-3	Rice*	Houston, Texas
3/10	W, 7-2	Rice*	Houston, Texas
3/10	W, 12-3	Rice*	Houston, Texas
3/16	W, 12-1	Baylor*	Fayetteville
3/17	W, 5-1	Baylor*	Fayetteville
3/17	L, 4-0	Baylor*	Fayetteville
3/19	W, 13-0	Missouri Western	Fayetteville
3/19	W, 7-6 (11)	Missouri Western	Fayetteville
3/23	W, 7-1	TCU*	Fort Worth, Texas
3/24	W, 10-1	TCU*	Fort Worth, Texas
3/24	W, 9-4	TCU*	Fort Worth, Texas
3/26	W, 6-2	Eastern Michigan	Fayetteville
3/26	W, 1-0	Eastern Michigan	Fayetteville
3/27	W, 7-4	Iowa	Fayetteville
3/27	W, 6-0	Eastern Michigan	Fayetteville
3/30	W, 3-1	SMU*	Fayetteville
3/31	W, 3-1	SMU*	Fayetteville
3/31	W, 9-2	SMU*	Fayetteville
4/3	W, 5-1	SMS	Fayetteville
4/3	W, 4-3	SMS	Fayetteville
4/6	L, 9-8	Texas Tech*	Lubbock, Texas
4/7	W, 6-2	Texas Tech*	Lubbock, Texas
4/7	W, 12-9	Texas Tech*	Lubbock, Texas
4/13	W, 4-0	South Dakota	Fayetteville
4/13	W, 7-0	South Dakota	Fayetteville
4/14	W, 7-1	South Dakota	Fayetteville
4/14	W, 8-1	South Dakota	Fayetteville
4/17	L, 5-2	Oral Roberts	Tulsa, Okla.
4/20	W, 5-3	Houston*	Fayetteville
4/21	W, 3-0	Houston*	Fayetteville
4/21	W, 11-10 (8)	Houston*	Fayetteville
4/27	L, 6-0	Texas A&M*	College Station, Texas
4/28	W, 2-0 (11)	Texas A&M*	College Station, Texas
4/28	W, 9-1	Texas A&M*	College Station, Texas
4/30	L, 9-8	Missouri Southern	Joplin, Mo.
4/30	W, 6-5	Missouri Southern	Joplin, Mo.
5/4	L, 7-6	Wichita State	Wichita, Kan.
5/4	L, 5-4	Wichita State	Wichita, Kan.
5/12	W, 6-1	Baylor!	Austin, Texas
5/13	L, 6-2	Texas!	Austin, Texas
5/14	W, 6-2	Texas A&M!	Austin, Texas
5/14	L, 12-6	Texas!	Austin, Texas
5/25	W, 12-11	George Washington+	Tallahassee, Fla.
5/26	W, 9-1	Florida+	Tallahassee, Fla.
5/26	W, 8-6	Delaware+	Tallahassee, Fla.
5/27	W, 4-3	Delaware+	Tallahassee, Fla.
6/1	W, 5-4	Pepperdine#	Omaha, Neb.
6/3	W, 10-3	Arizona#	Omaha, Neb.
6/5	W, 9-4	Texas#	Omaha, Neb.
6/6	L, 13-10	Cal State Fullerton#	Omaha, Neb.
6/8	L, 2-1	Cal State Fullerton#	Omaha, Neb.

\* - SWC Game; ! - SWC Tournament; + - NCAA East Regional;

# - College World Series





**RAZORBACKS WIN 51 GAMES, FINISH THIRD AT CWS**

**Overall Record:** 51-15 | **SWC Record:** 13-7

**SWC Finish:** 3rd

**SWC Tournament Finish:** 1st

**College World Series Finish:** 3rd

**All-America Selections:** Mike Loggins, OF

**CWS All-Tournament Selections:** Jeff King, 3B; Ralph Kraus, OF

**All-SWC Selections:** Tim Deitz, RHP; Fred Farwell, LHP; Jeff King, 3B; Mike Loggins, OF; Norm Roberts, OF

**All-SWC Tournament Selections:** Tim Deitz, RHP; Fred Farwell, LHP; Jeff King, 3B; Mike Loggins, OF; Dave Patterson, 1B (MVP); Norm Roberts, OF; Doyle Wilson, C

**1985 Roster**

**Head Coach:** Norm DeBriyn

**Assistant Coaches:** Doug Clark, Dave Jorn, Rex Dickerson (GA), Rude Garcia (GA), Dave Van Horn (GA)

Name	Pos.	Yr.	Hometown (Last School)
Joe Blair	2B	Fr.	Orlando, Fla. (Bishop)
Kevin Campbell	RHP	So.	Des Arc, Ark. (Des Arc)
Dera Clark	RHP	So.	Artesia, N.M. (Artesia)
Steve Clements	OF	Sr.	Vancouver, British Columbia (S. Idaho JC)
Jay Cleveland	RHP	So.	Amarillo, Texas (UTEP)
Tim Deitz	RHP	Jr.	Tulsa, Okla. (Hale)
Joe DiLeo	INF	Fr.	Scranton, Pa. (Central)
Bobby Joe Edmonds	OF	So.	St. Louis, Mo. (Luthern North)
Fred Farwell	LHP	Jr.	Nashua, N.H. (Crowder JC)
Fred Faust	RHP	Jr.	Fayetteville, Ark. (Fayetteville)
David Ferrell	2B	Jr.	West Fork, Ark. (Northark JC)
Chris Flake	OF	Fr.	North Little Rock, Ark. (Northeast)
Rob Gee	LHP	Jr.	North Little Rock, Ark. (Westark JC)
Ray Harris	LHP	Fr.	Jacksonville, Ark. (Jacksonville)
Jim Hartman	OF	Fr.	Bedford, Texas (Trinity)
Keith Helton	LHP	So.	North Little Rock, Ark. (Ole Main)
Howard Hilton	RHP	Sr.	Oxnard, Calif. (Oxnard JC)
Rick Huntze	RHP	Sr.	Tulsa, Okla. (Bacone JC)
Mark Jackson	OF	Jr.	North Little Rock, Ark. (Northeast)
Joe Jakoncuk	1B	Fr.	Cabot, Ark. (Cabot)
Kevin Kee	RHP	Fr.	Wichita Falls, Texas (Hirschi)
Keith Kerns	2B	Jr.	Salina, Okla. (Bacone JC)
Jeff King	3B	So.	Colorado Springs, Colo. (Rampart)
Ralph Kraus	1B/OF	Jr.	Plano, Texas (Plano)
Jim Kremers	INF	Fr.	North Little Rock, Ark. (Catholic)
Mike Loggins	OF	Jr.	Crossett, Ark. (Crossett)
Chris Lusker	C	Jr.	Pittsburg, Kan. (Labette JC)
Ron Meilleur	RHP	Fr.	Winnipeg, Canada (Winnipeg)
Gary Murphy	RHP	Jr.	Hazleton, Pa. (Luzerne JC)
Greg Murtha	C	Fr.	Little Rock, Ark. (Westark JC)
David Patterson	INF	Jr.	Ventura, Calif. (Ventura JC)
Tony Peters	C	Jr.	Nicholson, Pa. (Lackawanna)
Pat Rice	RHP	Jr.	Colorado Springs, Colo. (Academy)
Derrick Richardson	INF	Sr.	Fort Smith, Ark. (Northside)
Norm Roberts	OF	Sr.	Texarkana, Texas (Texas)
Ellis Roby	SS	Jr.	North Little Rock, Ark. (Ole Main)
Doyle Wilson	C	Jr.	Chandler, Ariz. (Mesa JC)




**1985 Results**

Date	Result	Opponent	Location
2/9	L, 5-2	Miami (Fla.)	Coral Gables, Fla.
2/9	L, 2-1	Miami (Fla.)	Coral Gables, Fla.
2/10	L, 4-0	Miami (Fla.)	Coral Gables, Fla.
2/16	W, 4-0	Oklahoma City	Fayetteville
2/16	W, 20-13	Oklahoma City	Fayetteville
2/17	W, 5-2	Oklahoma City	Fayetteville
2/22	W, 5-1	Kansas State	Fayetteville
2/25	W, 12-1	Missouri Southern	Fayetteville
2/25	W, 8-3	Missouri Southern	Fayetteville
3/1	W, 15-4	Lubbock Christian	Fayetteville
3/2	W, 15-1	Lubbock Christian	Fayetteville
3/2	W, 4-1	Lubbock Christian	Fayetteville
3/3	W, 11-3	Northwest Missouri State	Fayetteville
3/4	W, 18-8	Northeast Missouri State	Fayetteville
3/5	W, 15-6	Southeast Oklahoma State	Fayetteville
3/8	W, 9-7	Indiana State	Fayetteville
3/9	W, 7-2	Indiana State	Fayetteville
3/9	W, 3-1	Indiana State	Fayetteville
3/17	W, 8-4	Rice*	Houston, Texas
3/17	L, 13-2	Rice*	Houston, Texas
3/18	W, 10-0	Missouri Western	Fayetteville
3/18	W, 4-0	Missouri Western	Fayetteville
3/19	W, 4-3	School of the Ozarks	Fayetteville
3/19	W, 6-0	School of the Ozarks	Fayetteville
3/22	W, 5-4	Texas*	Fayetteville
3/23	W, 2-1	Texas*	Fayetteville
3/23	L, 13-3	Texas*	Fayetteville
3/26	L, 3-1	Oklahoma State	Stillwater, Okla.
3/29	L, 6-2	Texas A&M*	College Station, Texas
3/31	W, 6-4	Texas A&M*	College Station, Texas
3/31	W, 15-4	Texas A&M*	College Station, Texas
4/2	L, 6-14	Oklahoma State	Fayetteville
4/5	W, 16-12	Houston*	Fayetteville
4/6	W, 5-4	Houston*	Fayetteville
4/6	L, 10-9	Houston*	Fayetteville
4/12	W, 14-4	Texas Tech*	Lubbock, Texas
4/13	W, 14-11	Texas Tech*	Lubbock, Texas
4/13	W, 22-5	Texas Tech*	Lubbock, Texas
4/16	W, 6-5	SMS	Fayetteville
4/19	W, 19-7	TCU*	Fort Worth, Texas
4/20	L, 4-3	TCU*	Fort Worth, Texas
4/20	W, 12-6	TCU*	Fort Worth, Texas
4/26	L, 7-6	Baylor*	Fayetteville
4/27	W, 5-4	Baylor*	Fayetteville
4/27	L, 11-8	Baylor*	Fayetteville
4/30	L, 16-2	Mississippi State	Greenville, Miss.
5/1	W, 13-1	Mississippi State	Little Rock, Ark.
5/3	W, 10-4	Kansas	Fayetteville
5/4	W, 6-5	Kansas	Fayetteville
5/4	W, 6-2	Kansas	Fayetteville
5/6	W, 14-4	Oklahoma Christian	Fayetteville
5/9	W, 6-4	Oral Roberts	Fayetteville
5/10	W, 5-1	Oral Roberts	Fayetteville
5/11	W, 9-5	Oral Roberts	Tulsa, Okla.
5/15	W, 11-2	Louisiana-Lafayette!	Fayetteville
5/17	W, 6-4	Baylor!	Fayetteville
5/18	W, 9-5	Texas!	Fayetteville
5/19	W, 10-6	Texas!	Fayetteville
5/23	W, 20-13	Eastern Kentucky+	Tallahassee, Fla.
5/24	W, 13-9	George Mason+	Tallahassee, Fla.
5/25	W, 7-6	Florida State+	Tallahassee, Fla.
5/26	W, 7-5	Georgia Tech+	Tallahassee, Fla.
5/31	W, 1-0	South Carolina#	Omaha, Neb.
6/3	L, 5-4	Mississippi State#	Omaha, Neb.
6/6	W, 10-4	Stanford#	Omaha, Neb.
6/8	L, 8-7	Texas#	Omaha, Neb.

\* - SWC Game; ! - SWC Tournament; + - NCAA South II Regional; # - College World Series

HISTORY & RECORDS



## RAZORBACKS MAKE 3RD CWS APPEARANCE, FINISH 5TH

Overall Record: 51-16 | SWC Record: 17-4

SWC Finish: 2nd

SWC Tournament Finish: 2nd

College World Series Finish: 5th

All-America Selections: Andy Skeels, C

CWS All-Tournament Selections: None

All-SWC Selections: Bobby Edwards, RHP; Tim Peters, RHP; Andy Skeels, C

All-SWC Tournament Selections: Andy Skeels, C

### 1987 Roster

Head Coach: Norm DeBriyn

Assistant Coaches: Doug Clark, Dave Jorn, Dave Van Horn (GA), Jerry Pufall (GA)

Name	Pos.	Yr.	Hometown (Last School)
Jim Anderson	C/OF	Fr.	St. Louis, Mo. (Lindbergh)
Bob Bailey	INF	Fr.	Newport, Ark. (Newport)
Randy Bobb	1B	Jr.	Broken Arrow, Okla. (Broken Arrow)
Jim Calhoon	INF	Fr.	Jacksonville, Ark. (Jacksonville)
Dan Campbell	OF	Jr.	Palos Verdes, Calif. (L.A. Harbor JC)
Kyle Caple	C	Fr.	Plano, Texas (Plano)
Bubba Carpenter	OF/LHP	Fr.	Winslow, Ark. (West Fork)
John Cebuhar	LHP	Jr.	Tulsa, Okla. (East Oklahoma JC)
Jay Cleveland	RHP	Sr.	Amarillo, Texas (UTEP)
Stan Click	OF	Jr.	Crossett, Ark. (Garden City JC)
Greg D'Alexander	3B	Fr.	Allen Park, Mich. (Cabrini)
Bob Edwards	RHP	Jr.	Salt Lake City, Utah (Coll. of S. Idaho)
Troy Eklund	1B/OF	So.	Kansas City, Mo. (Parkhill)
Dennis Fletcher	RHP	So.	Farmington, Ark. (Farmington)
Shawn Gore	1B/OF	Fr.	West Fork, Ark. (Farmington)
Bill Gunger	OF	So.	Auburn, N.Y. (Quinnipiac College)
Ray Harris	LHP	Jr.	Jacksonville, Ark. (Jacksonville)
Keith Helton	LHP	Sr.	North Little Rock, Ark. (Ole Main)
Mickey House	OF	So.	DeKalb, Texas (Texarkana JC)
Greg King	INF	Fr.	Lenexa, Kan. (Shawnee Mission South)
Jim Kremers	C/OF	Jr.	North Little Rock, Ark. (Catholic)
Allen Lester	LHP	Fr.	Fort Smith, Ark. (Southside)
Rod Moore	OF	Sr.	Oklahoma City, Okla. (Seminole JC)
Mike Oquist	RHP	Fr.	LaJunta, Colo. (Lajunta)
Tim Peters	RHP	Sr.	Portland, Ore. (Coll. of S. Idaho)
Tony Peters	C	Sr.	Nicholson, Pa. (Lackawana JC)
Jim Phillips	1B	Jr.	Texarkana, Texas (Seminole JC)
Scott Pose	INF	So.	West Des Moines, Iowa (Iowa West CC)
Ken Reese	INF	Jr.	Texarkana, Texas (Panola JC)
Tim Sherrill	LHP	Sr.	Harrison, Ark. (North Arkansas CC)
Britt Shoptaw	RHP	Fr.	Little Rock, Ark. (McClellan)
Mike Sisco	SS	Sr.	Des Peres, Mo. (Merramec JC)
Andy Skeels	C/OF	Sr.	Thousand Oaks, Calif. (Oxnard JC)
Don Thomas	3B/OF	So.	Pine Bluff, Ark. (Dollarway)
Kendall Trainor	OF	So.	Fredonia, Kan. (Fredonia)
Spencer Wilkinson	RHP	Jr.	Muskogee, Okla. (Connors State CC)
Kelly Zane	INF	Jr.	Wichita, Kan. (Butler County CC)

### 1987 Results

Date	Result	Opponent	Location
2/14	W, 3-1	Memphis	Memphis, Tenn.
2/14	T, 2-2	Memphis	Memphis, Tenn.
2/21	W, 21-5	Memphis	Fayetteville
2/22	W, 14-7	Memphis	Fayetteville
2/23	W, 4-3	Missouri Southern	Fayetteville
2/23	W, 13-10	Missouri Southern	Fayetteville
2/25	L, 6-4	Hawaii Pacific	Honolulu, Hawaii
2/26	W, 10-7	Hawaii Pacific	Honolulu, Hawaii
2/27	L, 8-4	Hawaii	Honolulu, Hawaii
2/28	L, 6-5 (10)	Hawaii	Honolulu, Hawaii
3/1	W, 9-7 (10)	Hawaii	Honolulu, Hawaii
3/2	W, 7-4	Hawaii	Honolulu, Hawaii
3/6	L, 4-3	Kansas State	Fayetteville
3/7	W, 12-7	Kansas State	Fayetteville
3/8	W, 13-4	North Texas	Fayetteville
3/9	W, 13-3	Lubbock Christian	Fayetteville
3/10	W, 20-10	St. Louis	Fayetteville
3/11	W, 9-0	St. Louis	Fayetteville
3/11	W, 15-5	St. Louis	Fayetteville
3/13	W, 10-3	Northern Iowa	Fayetteville
3/14	W, 8-3	Western Kentucky	Fayetteville
3/15	W, 5-2	Western Kentucky	Fayetteville
3/15	L, 11-5	Washington State	Fayetteville
3/20	W, 17-10	Texas A&M*	College Station, Texas
3/21	W, 8-2	Texas A&M*	College Station, Texas
3/21	W, 7-3	Texas A&M*	College Station, Texas
3/25	L, 8-1	Oklahoma State	Stillwater, Okla.
3/27	L, 4-3	Houston*	Fayetteville
3/28	W, 10-3	Houston*	Fayetteville
3/28	W, 12-6	Houston*	Fayetteville
3/31	W, 11-2	Missouri-St. Louis	Fayetteville
3/31	W, 14-2	Missouri-St. Louis	Fayetteville
4/3	W, 2-0	Texas Tech*	Lubbock, Texas
4/4	W, 8-6	Texas Tech*	Lubbock, Texas
4/4	W, 9-0	Texas Tech*	Lubbock, Texas
4/7	W, 16-2	Evangel	Fayetteville
4/10	W, 9-7	TCU*	Fort Worth, Texas
4/11	L, 7-6	TCU*	Fort Worth, Texas
4/11	W, 13-7	TCU*	Fort Worth, Texas
4/15	W, 12-11	Oklahoma	Fayetteville
4/17	W, 5-3	Baylor*	Fayetteville
4/18	W, 8-0	Baylor*	Fayetteville
4/18	W, 6-5	Baylor*	Fayetteville
4/20	W, 12-1	School of the Ozarks	Fayetteville
4/21	W, 9-8	Oklahoma State	Fayetteville
4/24	W, 4-3	Rice*	Houston, Texas
4/25	W, 5-1	Rice*	Houston, Texas
4/25	W, 3-0	Rice*	Houston, Texas
4/28	W, 14-10	Southeast Oklahoma State	Fayetteville
4/29	W, 20-5	Missouri Southern	Fayetteville
5/1	L, 9-5	Texas*	Fayetteville
5/2	W, 9-3	Texas*	Fayetteville
5/2	L, 4-1	Texas*	Fayetteville
5/7	W, 14-4	Oral Roberts	Fayetteville
5/8	W, 17-5	Oral Roberts	Fayetteville
5/10	L, 10-2	Oral Roberts	Tulsa, Okla.
5/10	L, 12-11 (10)	Missouri	Columbia, Mo.
5/15	W, 4-3	Texas A&M!	Austin, Texas
5/17	L, 10-3	Texas!	Austin, Texas
5/17	W, 14-9	Houston!	Austin, Texas
5/18	L, 3-2	Texas!	Austin, Texas
5/22	W, 10-7	Middle Tennessee+	Huntsville, Ala.
5/22	W, 7-2	West Virginia+	Huntsville, Ala.
5/23	W, 6-5 (10)	Clemson+	Huntsville, Ala.
5/24	W, 4-2	Clemson+	Huntsville, Ala.
5/30	L, 13-6	Texas#	Omaha, Neb.
5/31	W, 5-4	Georgia#	Omaha, Neb.
6/3	L, 5-2	LSU#	Omaha, Neb.

\* - SWC Game; ! - SWC Tournament; + - NCAA South I Regional; # - College World Series





## ARKANSAS MAKES THIRD CWS IN FIVE YEARS, FINISH 4TH

Overall Record: 51-16 | SWC Record: 17-4

SWC Finish: T-1st

SWC Tournament Finish: 2nd

College World Series Finish: 5th

All-America Selections: Troy Eklund, OF

CWS All-Tournament Selections: None

All-SWC Selections: Bubba Carpenter, 1B/OF; Greg D'Alexander, 3B; Troy Eklund, OF; Mike Oquist, RHP; Scott Pose, OF; Phillip Stidham, RHP; Mark Swope, RHP


All-SWC Tournament Selections: None

### 1989 Roster

Head Coach: Norm DeBryni

Assistant Coaches: Doug Clark, John Luedtke, Abraham Flores (GA), Rod Moore (GA), Shannon Rhea (GA)

Name	Pos.	Yr.	Hometown (Last School)
Bill Abbott	RHP	Jr.	Springfield, Mo. (Labette CC)
Doug Bennett	RHP	Fr.	Springfield, Mo. (Hillcrest)
Brent Birch	LHP	Fr.	North Little Rock, Ark. (Northeast)
Greg Boyd	C	Jr.	Paragould, Ark. (Three Rivers JC)
Chris Bryan	LHP	So.	Pine Bluff, Ark. (Pine Bluff)
Jim Calhoun	INF	Jr.	Jacksonville, Ark. (Jacksonville)
Bubba Carpenter	INF/OF	So.	Brentwood, Ark. (West Fork)
Jay Carpenter	INF/OF	Jr.	Brentwood, Ark. (Arkansas Tech)
Brian Cook	RHP	Fr.	Tulsa, Okla. (Memorial)
Greg D'Alexander	3B	Jr.	Allen Park, Mich. (Cabrini)
Charles Downey	SS	Fr.	League City, Texas (Dickinson)
Troy Eklund	OF	Sr.	Kansas City, Kan. (Park Hill)
Scott Epps	SS	Fr.	Jenks, Okla. (Jenks)
Haden Etheridge	OF	So.	North Little Rock, Ark. (Northeast)
Dennis Fletcher	RHP	Sr.	Farmington, Ark. (Farmington)
Tony Gilmore	C	Jr.	Tulsa, Okla. (Eastern Oklahoma JC)
Juju Harshaw	C/OF	Fr.	North Little Rock, Ark. (Northeast)
Glen Ray Hines	1B/3B	So.	Houston, Texas (Rice)
Todd Hobson	OF	Fr.	Indianapolis, Ind. (Lawrence North)
Dan Hreha	INF	Fr.	Brooklyn Center, Minn. (Park Center)
Cole Hyson	RHP	Jr.	Durango, Colo. (Eastern Utah)
Brett Kemohah	C/OF	Fr.	Vinita, Okla. (Vinita)
Greyson Liles	1B/OF	Fr.	Houston, Texas (Bellair)
Ron Moore	OF	So.	Oklahoma City, Okla. (Murray State JC)
Mike Oquist	RHP	Jr.	LaJunta, Colo. (LaJunta)
Scott Osmon	RHP	Sr.	Mountain Home, Ark. (North Ark CC)
Kirk Piskor	C	Fr.	Plano, Texas (Plano East)
Scott Pose	OF	Sr.	West Des Moines, Iowa (Iowa West JC)
Peter Raether	RHP	Fr.	Edina, Minn. (Edina)
Phillip Stidham	RHP	Fr.	Tulsa, Okla. (Nathan Hale)
Rod Stillwell	SS	Sr.	Thousand Oaks, Calif. (Moorpark JC)
Mark Swope	RHP	So.	Spring Hill, Kan. (Spring Hill)
Jim Tejcek	RHP	Jr.	San Diego, Calif. (Southern Idaho)
Don Thomas	OF	Sr.	Pine Bluff, Ark. (Dollaway)
Tim Thomas	2B	So.	St. Paul, Minn. (Iowa Western JC)



### 1989 Results

Date	Result	Opponent	Location
2/19	W, 5-1	Wichita State	Fayetteville
2/24	W, 6-2	Missouri Southern	Fayetteville
2/25	W, 3-2	Kansas	Fayetteville
2/25	W, 7-0	Kansas	Fayetteville
2/26	W, 18-4	Kansas	Fayetteville
2/28	W, 8-4	Kentucky	Lakeland, Fla.
3/1	W, 2-1	Penn State	Lakeland, Fla.
3/1	L, 6-2	Kentucky	Lakeland, Fla.
3/2	L, 6-2	Western Michigan	Lakeland, Fla.
3/3	W, 8-2	Eckerd	Lakeland, Fla.
3/4	W, 15-0	Western Michigan	Lakeland, Fla.
3/10	W, 1-0	Iowa State	Fayetteville
3/11	W, 9-4	Iowa State	Fayetteville
3/12	W, 4-1	Nebraska	Fayetteville
3/13	W, 9-1	Stephen F. Austin	Fayetteville
3/14	W, 13-4	Wisconsin-Osh Kosh	Fayetteville
3/15	W, 9-4	Wisconsin-Osh Kosh	Fayetteville
3/17	W, 3-2	Northwestern State	Shreveport, La.
3/18	L, 10-2	Oklahoma State	Shreveport, La.
3/19	L, 8-4	Louisiana-Lafayette	Shreveport, La.
3/20	W, 14-4	Northern Iowa	Fayetteville
3/21	W, 12-1	Southwest Baptist	Fayetteville
3/22	W, 14-5	School of the Ozarks	Fayetteville
3/22	W, 10-0	School of the Ozarks	Fayetteville
3/24	W, 10-1	Houston*	Fayetteville
3/25	W, 3-0	Houston*	Fayetteville
3/25	W, 8-3	Houston*	Fayetteville
3/27	W, 11-3	St. Olaf	Fayetteville
3/31	W, 12-0	Texas Tech*	Lubbock, Texas
4/1	W, 3-2	Texas Tech*	Lubbock, Texas
4/1	W, 6-5	Texas Tech*	Lubbock, Texas
4/4	W, 10-4	Oklahoma State	Stillwater, Okla.
4/5	W, 6-4	Evangel	Fayetteville
4/7	W, 5-4	TCU*	Fort Worth, Texas
4/8	W, 8-6	TCU*	Fort Worth, Texas
4/8	W, 11-3	TCU*	Fort Worth, Texas
4/9	W, 11-1	Southeastern (Okla.) State	Fayetteville
4/10	L, 10-8	Dallas Baptist	Fayetteville
4/11	W, 7-4	Missouri	Columbia, Mo.
4/14	W, 8-4	Baylor*	Fayetteville
4/15	W, 9-1	Baylor*	Fayetteville
4/15	W, 10-3	Baylor*	Fayetteville
4/19	W, 9-8	Northeastern (Okla.) State	Fayetteville
4/21	W, 10-2	Rice*	Houston, Texas
4/22	L, 3-1	Rice*	Houston, Texas
4/22	W, 8-4	Rice*	Houston, Texas
4/26	L, 3-2	Oklahoma	Fayetteville
4/28	L, 5-4	Texas*	Fayetteville
4/29	W, 8-4	Texas*	Fayetteville
4/29	W, 14-7	Texas*	Fayetteville
4/30	W, 9-4	Kansas State	Fayetteville
5/1	L, 7-2	Kansas State	Fayetteville
5/5	W, 11-9 (16)	Texas A&M*	College Station, Texas
5/6	L, 3-2	Texas A&M*	College Station, Texas
5/7	L, 9-0	Texas A&M*	College Station, Texas
5/10	W, 10-6	Oklahoma State	Fayetteville
5/18	L, 8-3	Texas!	College Station, Texas
5/19	W, 5-4	Houston!	College Station, Texas
5/20	L, 9-1	Texas!	College Station, Texas
5/25	L, 7-5	Le Moyne+	Waterbury, Conn.
5/26	W, 8-2	George Washington+	Waterbury, Conn.
5/28	W, 9-2	Illinois+	Waterbury, Conn.
5/29	W, 1-0	Arizona State+	Waterbury, Conn.
5/29	W, 6-5	Le Moyne+	Waterbury, Conn.
6/2	L, 3-1	Wichita State#	Omaha, Neb.
6/4	W, 7-3	North Carolina#	Omaha, Neb.
6/6	L, 8-4	Wichita State#	Omaha, Neb.

\* - SWC Game; ! - SWC Tournament; + - NCAA Midwest Regional; # - College World Series



## ARKANSAS RETURNS TO OMAHA UNDER DAVE VAN HORN

**Overall Record:** 45-24 | **SEC Record:** 19-11

**SEC Finish:** T-1st Overall/1st in Western Division

**SEC Tournament Finish:** 3rd

**College World Series Finish:** 7th

**All-America Selections:** None

**CWS All-Tournament Selections:** None

**All-SEC Selections:** Scott Hode, SS

**All-SEC Tournament Selections:** Jake Dugger, OF

### 2004 Roster

**Head Coach:** Dave Van Horn

**Assistant Coaches:** Matt Deggs, Dave Jorn, Tom Pagnozzi

No.	Name	Pos.	Yr.	Hometown (Last School)
1	Casey Rowlett	INF/OF	Jr.	Jones, Okla. (Jones)
3	Danny Hamblin	3B/1B	Fr.	Rowlett, Texas (Rowlett)
5	Brady Toops	C	Jr.	New London, Minn. (New London)
6	Scott Hode	INF	Jr.	Crystal Lake, Ill. (Crystal Lake)
7	Trey Holloway	LHP	Jr.	Booneville, Ark. (Booneville)
8	Kern Watts	OF	Fr.	Brampton, Ontario (Brampton Centennial)
9	Bubbs Merrill	INF	Sr.	Omaha, Neb. (Millard North)
11	Scott Bridges	INF/OF	Jr.	White Hall, Ark. (White Hall)
12	Devin Day	INF	Jr.	Gilbert, Ariz. (Gilbert)
14	Stephen Robison	OF	Fr.	Tulsa, Okla. (Union)
17	Justin White	RHP	Fr.	Fort Gibson, Okla. (Fort Gibson)
18	Clay Goodwin	1B/3B	Jr.	Benton, Ark. (Benton)
20	Blake Parker	C/1B/OF	Fr.	Fayetteville, Ark. (Fayetteville)
22	Haas Pratt	INF	Sr.	San Diego, Calif. (Rancho Bernardo)
24	Jake Dugger	OF	Fr.	Omaha, Neb. (Millard West)
25	Brett Hagedorn	INF	Sr.	Fort Smith, Ark. (Southside)
27	Caton Hall	RHP	Sr.	McCrory, Ark. (McCrory)
28	Daryl Maday	RHP	Fr.	Bristol, Wis. (Westosha)
30	James Gilbert	LHP	Fr.	Katy, Texas (James E. Taylor)
32	Ryan Lennerton	LHP	So.	Langley, British Columbia (Brookwood)
34	Boyd Goodner	RHP	Sr.	Benton, Ark. (Benton)
35	Brian McLelland	RHP	Fr.	DeQueen, Ark. (DeQueen)
36	Clint Brannon	LHP	Jr.	Bradford, Ark. (Bradford)
37	Jay Sawatski	LHP	Sr.	Little Rock, Ark. (Pulaski Academy)
38	Matt Stallings	RHP	So.	Colleyville, Texas (Missouri)
40	Robby Daniel	RHP	Fr.	Poyen, Ark. (Poyen)
41	Knox McCorquodale	C/1B	Fr.	Orange, Texas (Little Cypress)
43	Joe Skinner	LHP	Fr.	Grand Rapids, Mich. (South Christian)
45	Charley Boyce	RHP	So.	Broken Arrow, Okla. (Tulsa Union)
47	Josh Smith	RHP	So.	Lake Havasu City, Ariz. (Lake Havasu)
48	Jason Deere	C/OF	So.	Conway, Ark. (Conway)




### 2004 Results

Date	Result	Opponent	Location
2/13	W, 2-0	Louisiana Tech	Fayetteville
2/14	W, 22-2	Louisiana Tech	Fayetteville
2/15	W, 13-2	Louisiana Tech	Fayetteville
2/20	W, 14-7	St. John's	Fayetteville
2/21	W, 6-5	St. John's	Fayetteville
2/22	W, 14-3	St. John's	Fayetteville
2/24	W, 7-1	McNeese State	Fayetteville
2/25	W, 7-2	McNeese State	Fayetteville
2/27	L, 3-1	New Mexico	College Station, Texas
2/27	L, 7-5	Texas A&M	College Station, Texas
2/28	W, 13-3	New Mexico	College Station, Texas
2/28	W, 6-4	Texas A&M	College Station, Texas
2/29	L, 9-7	Texas A&M	College Station, Texas
2/29	W, 5-2	New Mexico	College Station, Texas
3/6	L, 4-1	Texas-Pan American	Edinburg, Texas
3/7	L, 11-4	Texas-Pan American	Edinburg, Texas
3/12	W, 4-3	Illinois-Chicago	Fayetteville
3/14	L, 9-1	Illinois-Chicago	Fayetteville
3/16	W, 10-9	Centenary	Fayetteville
3/17	W, 15-3	Centenary	Fayetteville
3/19	L, 11-1	Florida*	Gainesville, Fla.
3/20	W, 8-2	Florida*	Gainesville, Fla.
3/21	L, 7-6 (10)	Florida*	Gainesville, Fla.
3/26	W, 5-3	South Carolina*	Fayetteville
3/27	W, 5-4	South Carolina*	Fayetteville
3/28	L, 10-2	South Carolina*	Fayetteville
3/30	W, 10-4	Wichita State	Fayetteville
4/2	L, 6-3	Alabama*	Fayetteville
4/3	W, 7-2	Alabama*	Fayetteville
4/4	W, 11-6	Alabama*	Fayetteville
4/6	L, 6-5 (16)	SMS	Fayetteville
4/9	W, 11-8	LSU*	Baton Rouge, La.
4/10	W, 11-10	LSU*	Baton Rouge, La.
4/11	W, 7-5	LSU*	Baton Rouge, La.
4/13	L, 6-4	Oral Roberts	Fayetteville
4/16	W, 6-3	Vanderbilt*	Nashville, Tenn.
4/17	W, 9-4	Vanderbilt*	Nashville, Tenn.
4/18	L, 14-8	Vanderbilt*	Nashville, Tenn.
4/20	W, 5-2	Oklahoma State	Fayetteville
4/23	W, 9-4	Kentucky*	Fayetteville
4/24	W, 5-4	Kentucky*	Fayetteville
4/25	W, 11-10	Kentucky*	Fayetteville
4/27	W, 8-4	Oral Roberts	Tulsa, Okla.
4/30	L, 9-3	Tennessee*	Fayetteville
5/1	W, 4-1	Tennessee*	Fayetteville
5/2	W, 5-3	Tennessee*	Fayetteville
5/7	L, 1-0	Ole Miss*	Oxford, Miss.
5/8	W, 3-1	Ole Miss*	Oxford, Miss.
5/9	L, 5-3	Ole Miss*	Oxford, Miss.
5/11	W, 13-2	Texas-Pan American	Fayetteville
5/15	L, 3-2	Mississippi State*	Starkville, Miss.
5/16	L, 5-4	Mississippi State*-1	Starkville, Miss.
5/16	W, 4-2	Mississippi State*-2	Starkville, Miss.
5/21	W, 9-7	Auburn*	Fayetteville
5/22	L, 7-4	Auburn*	Fayetteville
5/23	W, 15-3	Auburn*	Fayetteville
5/26	L, 8-6	Tennessee!	Hoover, Ala.
5/27	W, 4-3	Ole Miss!	Hoover, Ala.
5/28	W, 4-1	Tennessee!	Hoover, Ala.
5/29	L, 3-2	South Carolina!	Hoover, Ala.
6/4	W, 4-1	Le Moyne+	Fayetteville
6/5	L, 4-1	Wichita State+	Fayetteville
6/5	W, 10-7	Missouri+	Fayetteville
6/6	W, 11-9	Wichita State+	Fayetteville
6/6	W, 4-3	Wichita State+	Fayetteville
6/11	W, 7-5	Florida State\$	Fayetteville
6/12	W, 4-2	Florida State\$	Fayetteville
6/18	L, 13-2	Texas#	Omaha, Neb.
6/19	L, 7-2	Arizona#	Omaha, Neb.

\* - SEC; ! - SEC Tournament; + - NCAA Fayetteville Regional;

\$ - NCAA Fayetteville Super Regional; # - College World Series





**POSTSEASON PUSH LEADS ARKANSAS TO SIXTH CWS**

**Overall Record:** 41-24 | **SEC Record:** 14-15  
**SEC Finish:** 7th Overall/4th in Western Division  
**SEC Tournament Finish:** 3rd  
**College World Series Finish:** 3rd  
**All-America Selections:** Zack Cox, INF/RHP (Freshman)  
**CWS All-Tournament Selections:** None  
**All-SEC Selections:** None  
**All-SEC Tournament Selections:** Bo Bigham, INF; Zack Cox, INF; Ben Tschepikow, INF

**2009 Roster**

**Head Coach:** Dave Van Horn  
**Assistant Coaches:** Todd Butler, Dave Jorn, Chris Curry

No.	Name	Pos.	Yr.	Hometown (Last School)
1	Ben Tschepikow	INF	Sr.	Fayetteville, Ark. (Fayetteville HS)
3	Scott Lyons	INF	Sr.	Covina, Calif. (Mt. San Antonio [Calif.] JC)
5	Seth Gardner	OF	Fr.	Dallas, Texas (Highland Park HS)
6	Ryan Cisterna	C	Sr.	Gilbert, Ariz. (Chandler-Gilbert [Ariz.] JC)
7	Zack Cox	INF/RHP	Fr.	Louisville, Ky. (Pleasure Ridge Park HS)
8	Chase Leavitt	OF	Sr.	St. George, Utah (Dixie College/CCSN)
9	Jacob House	OF/INF	So.	Mansfield, Texas (Timberview HS)
10	Kendall Wehrle	INF/RHP	Fr.	Papillion, Neb. (Papillion-La Vista South HS)
11	Jonathan Perlman	INF	Fr.	Dallas, Texas (Highland Park HS)
12	Bo Bigham	INF	Fr.	Texarkana, Ark. (Arkansas HS)
14	Jarrod McKinney	OF	Fr.	Hughes Springs, Texas (Hughes Springs HS)
15	T.J. Forrest	RHP	Jr.	Bossier City, La. (Bossier Parish CC)
16	Travis Sample	OF	So.	Dallas, Texas (Howard JC)
17	Andy Wilkins	INF	So.	Broken Arrow, Okla. (Broken Arrow HS)
18	Tim Carver	INF	Fr.	Fayetteville, Ark. (Fayetteville HS)
19	Tom Hauskey	C	Jr.	Springdale, Ark. (Springdale HS)
20	Zac Russell	C	Fr.	Bulverde, Texas (Smithson Valley HS)
21	Kyle Atkins	OF	Fr.	DeQueen, Ark. (DeQueen HS)
24	Brett Eibner	OF/RHP	So.	Houston, Texas (The Woodlands HS)
25	Collin Kuhn	OF/INF	Fr.	Beaver Dam, Wis. (Beaver Dam HS)
27	James McCann	C	Fr.	Santa Barbara, Calif. (Dos Pueblos HS)
29	Dallas Keuchel	LHP	Jr.	Tulsa, Okla. (Bishop Kelley HS)
30	Justin Wells	RHP	Sr.	Bryant, Ark. (Texarkana College)
32	Mike Bolsinger	RHP	Jr.	McKinney, Texas (Grayson [Texas] CC)
33	Drew Smyly	LHP	Fr.	Little Rock, Ark. (Central HS)
34	Jeremy Heatley	RHP	Jr.	Breckenridge, Texas (North Lake College)
35	Christian Kowalchuk	LHP	Jr.	Saskatoon, Saskatchewan (Seward CC)
36	Scott Limbocker	LHP	So.	Overland Park, Kan. (Blue Valley North HS)
37	Trevor Cousineau	LHP	Fr.	Davison, Mich. (Davison HS)
38	Bryan Bigham	RHP	Jr.	Allen, Texas (Navarro College)
42	James Mahler	RHP	So.	Sandy, Utah (Jordan HS)
44	Andrew Darr	OF/INF	Sr.	Gilbert, Ariz. (Chandler-Gilbert [Ariz.] JC)
45	Sam Murphy	RHP	So.	Omaha, Neb. (Westside HS)
47	Geoffrey Davenport	LHP	Fr.	Ft. Worth, Texas (Paschal HS)
48	Zack Hall	LHP	Fr.	Springdale, Ark. (Har-Ber HS)
49	Stephen Richards	LHP	Jr.	Plano, Texas (Plano East HS)



**2009 Results**

Date	Result	Opponent	Location
2/20	W, 4-2	Washington State-1	Fayetteville
2/20	W, 7-5	Washington State-2	Fayetteville
2/22	W, 4-3	Washington State	Fayetteville
2/24	L, 9-3	Kansas	Fayetteville
2/25	W, 9-8	Kansas	Fayetteville
2/27	W, 8-7	Western Illinois	Fayetteville
3/3	W, 7-3	Valparaiso	Fayetteville
3/4	W, 9-6	Valparaiso	Fayetteville
3/6	W, 5-4	California	Fayetteville
3/7	L, 12-6	California	Fayetteville
3/8	W, 13-3	California	Fayetteville
3/10	L, 8-3	at Centenary	Shreveport, La.
3/13	W, 11-4	#18 Florida*	Fayetteville
3/14	W, 8-4	#18 Florida*	Fayetteville
3/15	W, 4-2	#18 Florida*	Fayetteville
3/17	W, 7-3	Nebraska	Fayetteville
3/18	L, 7-4	Nebraska	Fayetteville
3/20	W, 3-2	at Auburn*	Auburn, Ala.
3/21	W, 10-6	at Auburn*	Auburn, Ala.
3/22	W, 12-6	at Auburn*	Auburn, Ala.
3/25	W, 10-0	Missouri State	Fayetteville
3/27	W, 20-9	Mississippi State*	Fayetteville
3/29	W, 5-1	Mississippi State-1*	Fayetteville
3/29	L, 12-4	Mississippi State-2*	Fayetteville
3/31	W, 2-0	at Missouri State	Springfield, Mo.
4/3	W, 6-4	at South Carolina*	Columbia, S.C.
4/4	L, 9-1	at South Carolina*	Columbia, S.C.
4/5	W, 7-4	at South Carolina*	Columbia, S.C.
4/7	W, 7-3	#1 Arizona State	Fayetteville
4/8	W, 8-7	#1 Arizona State	Fayetteville
4/10	L, 9-0	Vanderbilt*	Fayetteville
4/11	L, 13-6	Vanderbilt*	Fayetteville
4/14	L, 3-2	Louisiana-Monroe	Fayetteville
4/15	W, 10-9	Louisiana-Monroe	Fayetteville
4/17	L, 4-3	at #1 Georgia*	Athens, Ga.
4/18	L, 4-3	at #1 Georgia*	Athens, Ga.
4/19	W, 2-0	at #1 Georgia*	Athens, Ga.
4/21	W, 9-6	at Oral Roberts	Tulsa, Okla.
4/24	W, 9-3	at Tennessee*	Knoxville, Tenn.
4/25	L, 5-4	at Tennessee*	Knoxville, Tenn.
4/26	W, 15-8	at Tennessee*	Knoxville, Tenn.
4/28	W, 8-7	#9 Oklahoma	Fayetteville
5/2	W, 11-4	#4 LSU-1*	Fayetteville
5/2	L, 5-0	#4 LSU-2*	Fayetteville
5/3	L, 4-3	#4 LSU*	Fayetteville
5/8	L, 2-1	at #21 Alabama*	Tuscaloosa, Ala.
5/9	L, 8-6	at #21 Alabama*	Tuscaloosa, Ala.
5/10	L, 6-5	at #21 Alabama*	Tuscaloosa, Ala.
5/12	W, 3-2	Oral Roberts	Fayetteville
5/14	L, 7-5	#9 Ole Miss*	Fayetteville
5/15	L, 9-3	#9 Ole Miss*	Fayetteville
5/16	L, 16-3	#9 Ole Miss*	Fayetteville
5/20	W, 8-5	vs. #9 Florida!	Hoover, Ala.
5/21	L, 2-1	vs. #21 Georgia!	Hoover, Ala.
5/22	W, 10-7	vs. #9 Florida!	Hoover, Ala.
5/23	L, 11-1	vs. Vanderbilt!	Hoover, Ala.
5/29	W, 10-3	vs. #24 Washington State+	Norman, Okla.
5/30	W, 17-6	at #9 Oklahoma+	Norman, Okla.
5/31	W, 11-0	at #9 Oklahoma+	Norman, Okla.
6/5	W, 7-2	at #5 Florida State\$	Tallahassee, Fla.
6/6	W, 9-8	at #5 Florida State\$	Tallahassee, Fla.
6/13	W, 10-6	vs. #3 Cal State Fullerton#	Omaha, Neb.
6/15	L, 9-1	vs. #1 LSU#	Omaha, Neb.
6/17	W, 4-3	vs. #6 Virginia#	Omaha, Neb.
6/19	L, 14-5	vs. #1 LSU#	Omaha, Neb.

\* - SEC; ! - SEC Tournament; + - NCAA Norman Regional  
 \$ - NCAA Tallahassee Super Regional; # - College World Series

HISTORY & RECORDS



**STRONG PITCHING, TIMELY HITTING LEAD TO SEVENTH CWS**

**Overall Record:** 46-22 | **SEC Record:** 16-14

**SEC Finish:** T-5th Overall/T-2nd in Western Division

**SEC Tournament Finish:** T-9th

**College World Series Finish:** T-3rd

**All-America Selections:** Matt Reynolds, 3B

**CWS All-Tournament Selections:** None

**All-SEC Selections:** Bo Bigham, 2B; Dominic Ficociello, 1B; Matt Reynolds, 3B

**All-SEC Tournament Selections:** None

**2012 Roster**

**Head Coach:** Dave Van Horn

**Assistant Coaches:** Todd Butler, Dave Jorn, Brian Walker, Matt Willard

No.	Name	Pos.	Yr.	Hometown (Last School)
1	Brian Anderson	INF	Fr.	Edmond, Okla. (Deer Creek HS)
3	Jacob Mahan	INF	Jr.	Camarillo, Calif. (Oxnard College)
4	Jacob Morris	OF/RHP	So.	Coppell, Texas (Coppell HS)
5	Matt Reynolds	INF	Jr.	Tulsa, Okla. (Bishop Kelley HS)
6	Jimmy Bosco	OF	So.	Granite Bay, Calif. (California)
7	David Masters	INF	Fr.	Lake St. Louis, Mo. (Timberland HS)
8	Tyler Spoon	INF/OF	Fr.	Van Buren, Ark. (Van Buren HS)
9	Derrick Bleeker	OF/RHP	Jr.	Longmont, Colo. (Howard JC)
10	Joe Serrano	INF	Fr.	Tucson, Ariz. (Salpointe Catholic HS)
12	Bo Bigham	INF	Sr.	Texarkana, Ark. (Arkansas HS)
13	Michael Gunn	OF/LHP	Fr.	Wilson, Ark. (Christian Brothers HS)
14	John Clay Reeves	C	Fr.	Monroe, La. (Neville HS)
15	Nolan Sanburn	RHP	So.	Kokomo, Ind. (Kokomo HS)
16	Sam Bates	OF	Sr.	Cabot, Ark. (Crowder JC)
17	Barrett Astin	RHP	So.	Forrest City, Ark. (Forrest City HS)
18	Tim Carver	INF	Sr.	Fayetteville, Ark. (Fayetteville HS)
19	Jake Wise	C	So.	Houston, Texas (Cypress Falls HS)
20	Matt Vinson	OF	Jr.	Alma, Ark. (Alma HS)
24	DJ Baxendale	RHP	Jr.	Jacksonville, Ark. (Sylvan Hills HS)
25	Dominic Ficociello	INF	So.	Fullerton, Calif. (Fullerton Union HS)
27	Jean Ramirez	C	Fr.	Ft. Worth, Texas (Boswell HS)
28	Conor Costello	OF/RHP	Fr.	Edmond, Okla. (Santa Fe HS)
30	Brandon Moore	RHP	So.	Van Buren, Ark. (Van Buren HS)
32	Randall Fant	LHP	Jr.	Texarkana, Texas (Texas HS)
33	Greg Milhorn	RHP	Fr.	Texarkana, Ark. (Arkansas HS)
34	Colby Suggs	RHP	So.	Sulphur Springs, Texas (Sulphur Springs HS)
35	Mark Reyes	LHP	Fr.	Hot Springs Village, Ark. (Jessieville HS)
36	Jeff Harvill	LHP	So.	Keithville, La. (Evangel Christian Academy)
37	Trent Daniel	LHP	Jr.	Bryant, Ark. (Arkansas-Fort Smith)
39	Chris Oliver	RHP	Fr.	Farmington, Ark. (Shiloh Christian HS)
45	Landon Simpson	RHP	Fr.	Magnolia, Ark. (Magnolia HS)
47	Tyler Wright	LHP	Jr.	Houston, Texas (San Jacinto CC)
51	Cade Lynch	LHP	Jr.	Jonesboro, Ark. (Panola JC)
55	Ryne Stanek	RHP	So.	Overland Park, Kan. (Blue Valley HS)



**2012 Results**

Date	Result	Opponent	Location
2/17	W, 11-5	Villanova	Fayetteville
2/18	W, 13-1	Villanova	Fayetteville
2/19	W, 17-1	Villanova	Fayetteville
2/21	W, 8-7	Northwestern State	Fayetteville
2/22	W, 6-2	Northwestern State	Fayetteville
2/24	W, 7-3	Valparaiso	Fayetteville
2/25	W, 4-3	Valparaiso	Fayetteville
2/26	L, 10-9 (10)	Valparaiso	Fayetteville
2/28	W, 5-0	BYU	Fayetteville
2/29	W, 8-1	BYU	Fayetteville
3/2	W, 3-1	vs. Texas Tech	Houston, Texas
3/3	L, 4-1	vs. Houston	Houston, Texas
3/4	W, 7-3	vs. #21 Texas	Houston, Texas
3/9	W, 4-0	Binghamton	Fayetteville
3/10	W, 5-3	Binghamton	Fayetteville
3/10	W, 6-0	Binghamton	Fayetteville
3/13	W, 1-0	Gonzaga	Fayetteville
3/14	W, 5-3	Gonzaga	Fayetteville
3/16	W, 4-3 (12)	Alabama*	Fayetteville
3/17	W, 8-4	Alabama*	Fayetteville
3/18	W, 7-4	Alabama*	Fayetteville
3/21	W, 10-2	Nevada	Fayetteville
3/23	L, 11-2	at Mississippi State*	Starkville, Miss.
3/24	W, 8-0	at Mississippi State*	Starkville, Miss.
3/25	W, 8-5 (11)	at Mississippi State*	Starkville, Miss.
3/30	L, 10-6	at #15 LSU*	Baton Rouge, La.
3/31	L, 2-1	at #15 LSU*	Baton Rouge, La.
4/1	L, 3-2 (11)	at #15 LSU*	Baton Rouge, La.
4/6	L, 4-2	Georgia*	Fayetteville
4/7	W, 8-3	Georgia*	Fayetteville
4/8	W, 8-0	Georgia*	Fayetteville
4/10	L, 4-0	at Oklahoma	Norman, Okla.
4/13	W, 8-7	#3 Kentucky*	Fayetteville
4/14	L, 5-4	#3 Kentucky-1*	Fayetteville
4/14	L, 2-1	#3 Kentucky-2*	Fayetteville
4/17	W, 8-3	Stephen F. Austin-1	Fayetteville
4/17	W, 4-3	Stephen F. Austin-2	Fayetteville
4/20	L, 8-2	at #22 Ole Miss*	Oxford, Miss.
4/21	L, 1-0	at #22 Ole Miss*	Oxford, Miss.
4/22	W, 11-3	at #22 Ole Miss*	Oxford, Miss.
4/24	W, 6-1	Oral Roberts	Fayetteville
4/27	L, 3-2	at #5 Florida*	Gainesville, Fla.
4/28	W, 5-1	at #5 Florida*	Gainesville, Fla.
4/29	W, 3-1 (10)	at #5 Florida*	Gainesville, Fla.
5/1	W, 6-3	Missouri	Fayetteville
5/2	W, 2-0	Missouri	Fayetteville
5/4	L, 8-6 (10)	#5 South Carolina*	Fayetteville
5/5	W, 7-6	#5 South Carolina*	Fayetteville
5/6	L, 10-7	#5 South Carolina*	Fayetteville
5/10	L, 3-2 (10)	Auburn*	Fayetteville
5/11	W, 5-4	Auburn*	Fayetteville
5/12	L, 12-5	Auburn*	Fayetteville
5/15	W, 6-5 (10)	Louisiana Tech	N. Little Rock, Ark.
5/17	W, 8-0	at Tennessee*	Knoxville, Tenn.
5/18	W, 10-3	at Tennessee*	Knoxville, Tenn.
5/19	W, 8-2	at Tennessee*	Knoxville, Tenn.
5/22	L, 9-1	vs. #24 Mississippi State!	Hoover, Ala.
5/23	L, 2-0	vs. Ole Miss!	Hoover, Ala.
6/1	W, 5-4	vs. Sam Houston State+	Houston, Texas
6/2	W, 1-0	at Rice+	Houston, Texas
6/3	W, 5-1	at Sam Houston State+	Houston, Texas
6/9	L, 8-1	at #4 Baylor\$	Waco, Texas
6/10	W, 5-4	at #4 Baylor\$	Waco, Texas
6/11	W, 1-0 (10)	at #4 Baylor\$	Waco, Texas
6/16	W, 8-1	vs. Kent State#	Omaha, Neb.
6/18	W, 2-1	vs. #7 South Carolina#	Omaha, Neb.
6/21	L, 2-0	vs. #7 South Carolina#	Omaha, Neb.
6/22	L, 3-2	vs. #7 South Carolina#	Omaha, Neb.

\* - SEC; ! - SEC Tournament; + - NCAA Houston Regional; \$ - NCAA Waco Super Regional; # - College World Series

HISTORY & RECORDS





**BIG SECOND HALF LEADS TO EIGHTH CWS APPEARANCE**

**Overall Record:** 40-25 | **SEC Record:** 17-12  
**SEC Finish:** 5th Overall/3rd in Western Division  
**SEC Tournament Finish:** 5th  
**College World Series Finish:** 7th  
**Golden Spikes Award:** Andrew Benintendi, OF  
**Dick Howser Trophy:** Andrew Benintendi, OF  
**All-America Selections:** Andrew Benintendi, OF; Keaton McKinney, RHP (Freshman)  
**CWS All-Tournament Selections:** None  
**SEC Player of the Year:** Andrew Benintendi, OF  
**All-SEC Selections:** Andrew Benintendi, OF; Zach Jackson, RHP; Keaton McKinney, RHP (Freshman); Bobby Wernes, 3B (Defense)  
**All-SEC Tournament Selections:** None

**2015 Roster**

**Head Coach:** Dave Van Horn  
**Assistant Coaches:** Tony Vitello, Dave Jorn, Christian Kowalchuck, Tim Carver, Jake Wise

No.	Name	Pos.	Yr.	Hometown (Last School)
1	Rick Nomura	INF	Jr.	Waipahu, Hawaii (Alvin CC)
3	Michael Bernal	INF	Jr.	El Paso, Texas (New Mexico JC)
5	Brett McAfee	INF	Jr.	Longview, Texas (Panola JC)
6	Blake Wiggins	INF/C	Fr.	Little Rock, Ark. (Pulaski Academy)
7	Bobby Wernes	INF	Jr.	Overland Park, Kan. (Neosho CC)
8	Tyler Spoon	OF/INF	Jr.	Van Buren, Ark. (Van Buren HS)
9	Clark Eagan	OF/INF	So.	Appleton, Wis. (Appleton North HS)
10	Joe Serrano	OF	Sr.	Tucson, Ariz. (Salpointe Catholic HS)
11	Keaton McKinney	RHP/IB	Fr.	Ankeny, Iowa (Centennial HS)
12	Max Hogan	INF	Jr.	Belton, Texas (McLennan CC)
13	Josh Alberius	RHP	So.	Little Rock, Ark. (Little Rock Christian Academy)
14	Matt Campbell	INF	Jr.	Chesapeake, Va. (McLennan CC)
16	Andrew Benintendi	OF	So.	Cincinnati, Ohio (Madeira HS)
17	Luke Bonfield	OF	Fr.	Skillman, N.J. (IMG Academy)
20	Carson Shaddy	C/OF	Fr.	Fayetteville, Ark. (Fayetteville HS)
21	Trey Killian	RHP	Jr.	Mountain Home, Ark. (Mountain Home HS)
24	Chad Spanberger	C/IB	Fr.	Granite City, Ill. (Granite City HS)
25	Dominic Taccolini	RHP	So.	Sugar Land, Texas (Kempner HS)
26	Jack Benninghoff	OF	Fr.	Overland Park, Kan. (Rockhurst HS)
27	Tucker Pennell	C	Jr.	Georgetown, Texas (Temple JC)
28	James Teague	RHP	So.	Bartlesville, Okla. (Bartlesville HS)
29	Cullen Gassaway	INF	Jr.	Bedford, Texas (Blinn JC)
30	Jacob Stone	RHP	Sr.	Fort Worth, Texas (Weatherford JC)
32	Zach Jackson	RHP	So.	Berryhill, Okla. (Berryhill HS)
33	Krisjon Wilkerson	OF	Sr.	Bay St. Louis, Miss. (Pearl River CC)
34	Parker Sanburn	RHP	Fr.	Kokomo, Ind. (Kokomo HS)
35	Jackson Lowery	RHP	Sr.	Little Rock, Ark. (Meridian CC)
36	Cannon Chadwick	RHP	So.	Paris, Texas (Paris JC)
38	Lance Phillips	RHP	Sr.	Nacogdoches, Texas (Bossier Parish CC)
39	Kyle Pate	LHP	Fr.	Fayetteville, Ark. (Fayetteville HS)
40	Kevin Silky	INF	Fr.	Dublin, Calif. (Dublin HS)
41	Darien Simms	OF	Fr.	Spring, Texas (Northland Christian HS)
44	Alex Gosser	C	So.	North Little Rock, Ark. (North Little Rock HS)
48	Jonah Patten	RHP	Fr.	Indianapolis, Ind. (Norwell HS)
49	Ryan Fant	LHP	Fr.	Texarkana, Texas (Texas HS)

**2015 Results**

Date	Result	Opponent	Location
2/13	W, 11-4	North Dakota	Fayetteville
2/14	W, 13-2	North Dakota	Fayetteville
2/14	W, 12-1	North Dakota	Fayetteville
2/20	L, 9-5	vs. #22 UCF	Mobile, Ala.
2/21	W, 7-0	at South Alabama	Mobile, Ala.
2/22	L, 13-6	vs. #13 Maryland	Mobile, Ala.
3/2	W, 4-1	Eastern Illinois	Fayetteville
3/2	W, 8-1	Eastern Illinois	Fayetteville
3/3	W, 7-0	Eastern Illinois	Fayetteville
3/6	W, 2-1	Loyola Marymount	Fayetteville
3/7	W, 13-7	Loyola Marymount	Fayetteville
3/8	L, 9-0	Loyola Marymount	Fayetteville
3/10	L, 6-2	Gonzaga	Fayetteville
3/11	L, 15-5	Gonzaga	Fayetteville
3/14	L, 8-7 (12)	at #5 Vanderbilt-1*	Nashville, Tenn.
3/14	L, 9-1	at #5 Vanderbilt-2*	Nashville, Tenn.
3/15	L, 1-0	at #5 Vanderbilt*	Nashville, Tenn.
3/17	W, 4-3	Southeast Missouri St.	Fayetteville
3/18	L, 12-11	Southeast Missouri St.	Fayetteville
3/19	W, 5-1	#1 LSU*	Fayetteville
3/20	L, 16-3	#1 LSU*	Fayetteville
3/21	L, 7-4	#1 LSU*	Fayetteville
3/24	L, 5-4	Memphis	N. Little Rock, Ark.
3/25	W, 7-3	at Memphis	Memphis, Tenn.
3/26	W, 10-3	Ole Miss*	Fayetteville
3/27	L, 5-4	Ole Miss*	Fayetteville
3/28	W, 5-2	Ole Miss*	Fayetteville
3/31	L, 2-0	Missouri State	Fayetteville
4/3	W, 10-7	at Auburn*	Auburn, Ala.
4/4	L, 3-2	at Auburn*	Auburn, Ala.
4/5	W, 6-4	at Auburn*	Auburn, Ala.
4/7	W, 8-1	Miss. Valley State	Fayetteville
4/8	W, 14-0	Miss. Valley State	Fayetteville
4/10	W, 5-3	Kentucky*	Fayetteville
4/11	L, 16-4	Kentucky*	Fayetteville
4/12	W, 7-3	Kentucky*	Fayetteville
4/14	W, 8-2	Stephen F. Austin	Fayetteville
4/15	W, 15-3	Stephen F. Austin	Fayetteville
4/18	L, 16-3	at #1 Texas A&M-1*	College Station, Texas
4/18	W, 9-8	at #1 Texas A&M-2*	College Station, Texas
4/19	W, 8-2	at #1 Texas A&M*	College Station, Texas
4/24	W, 7-6	Mississippi State*	Fayetteville
4/25	W, 6-1	Mississippi State*	Fayetteville
4/26	L, 2-1	Mississippi State*	Fayetteville
4/30	W, 5-1	at Alabama*	Tuscaloosa, Ala.
5/1	W, 8-4	at Alabama*	Tuscaloosa, Ala.
5/2	W, 4-0	at Alabama*	Tuscaloosa, Ala.
5/8	L, 5-4	Tennessee*	Fayetteville
5/10	W, 5-2	Tennessee*	Fayetteville
5/12	W, 6-2	at Creighton	Omaha, Neb.
5/14	L, 10-1	at Georgia*	Athens, Ga.
5/15	W, 9-0	at Georgia*	Athens, Ga.
5/16	W, 8-1	at Georgia*	Athens, Ga.
5/19	W, 2-1	vs. Tennessee!	Hoover, Ala.
5/20	W, 7-6	vs. Florida!	Hoover, Ala.
5/21	L, 10-5	vs. LSU!	Hoover, Ala.
5/22	L, 10-0	vs. Florida!	Hoover, Ala.
5/29	W, 8-6	vs. Oral Roberts+	Stillwater, Okla.
5/30	W, 7-5	at #11 Oklahoma St.+	Stillwater, Okla.
5/31	W, 4-3	vs. St. John's+	Stillwater, Okla.
6/5	W, 18-4	#9 Missouri State\$	Fayetteville
6/6	L, 3-1	#9 Missouri State\$	Fayetteville
6/7	W, 3-2	#9 Missouri State\$	Fayetteville
6/13	L, 5-3	vs. Virginia#	Omaha, Neb.
6/15	L, 4-3	vs. Miami#	Omaha, Neb.

\* - SEC; ! - SEC Tournament; + - NCAA Stillwater Regional;  
 \$ - NCAA Fayetteville Super Regional; # - College World Series

HISTORY & RECORDS



## EXPERIENCE LEADS HOGS TO NINTH CWS; RUNNER-UP FINISH

**Overall Record:** 48-21 | **SEC Record:** 18-12

**SEC Finish:** T-2nd Overall/T-1st in Western Division

**SEC Tournament Finish:** T-3rd

**College World Series Finish:** Runner-up

**All-America Selections:** Blaine Knight, RHP; Carson Shaddy, INF; Casey Martin, INF (Freshman); Heston Kjerstad, OF (Freshman)

**CWS All-Tournament Selections:** Dominic Fletcher, OF; Jared Gates, 1B; Heston Kjerstad, OF; Blaine Knight, RHP; Casey Martin, 3B

**SEC Freshman of the Year:** Heston Kjerstad, OF

**All-SEC Selections:** Heston Kjerstad, OF; Carson Shaddy, INF; Eric Cole, OF; Blaine Knight, RHP; Casey Martin, INF; Grant Koch, C (Defense); Dominic Fletcher, OF (Defense)

**All-SEC Tournament Selections:** Casey Martin, INF

### 2018 Roster

**Head Coach:** Dave Van Horn

**Assistant Coaches:** Wes Johnson, Nate Thompson, Craig Parry, Colby Suggs, Jake Arledge

No.	Name	Pos.	Yr.	Hometown (Last School)
3	Jared Gates	INF	Sr.	Wichita, Kan. (Iowa West. CC)
4	Bryce Bonnin	RHP	Fr.	Mont Belvieu, Texas (Barbers Hill HS)
5	Jacob Nesbit	INF	Fr.	Coppell, Texas (Coppell HS)
6	Hunter Wilson	INF	R-Jr.	Spiro, Okla. (Eastern OK St. JC)
7	Jack Kenley	INF	So.	Germantown, Tenn. (Houston HS)
8	Eric Cole	OF	Jr.	Southlake, Texas (Southlake Carroll HS)
9	Jax Biggers	INF	Jr.	Missouri City, Texas (Cisco JC)
10	Easton Murrell	INF	Fr.	Prosper, Texas (Prosper HS)
11	Keaton McKinney	RHP	R-Jr.	Ankeny, Iowa (Centennial HS)
12	Casey Opitz	C/INF	Fr.	Centennial, Colo. (Heritage HS)
13	Jordan McFarland	INF	So.	Waterloo, Ill. (Waterloo HS)
14	Cole Turney	OF	Fr.	Richmond, Texas (Fort Bend Travis HS)
15	Casey Martin	INF	Fr.	Lonoke, Ark. (Lonoke HS)
16	Blaine Knight	RHP	Jr.	Bryant, Ark. (Bryant HS)
17	Luke Bonfield	OF	Sr.	Skillman, N.J. (IMG Academy)
18	Heston Kjerstad	OF	Fr.	Amarillo, Texas (Randall HS)
19	Brady Disher	C/INF	Fr.	Trophy Club, Texas (Byron Nelson HS)
20	Carson Shaddy	INF	R-Sr.	Fayetteville, Ark. (Fayetteville HS)
21	Kacey Murphy	LHP	Jr.	Rogers, Ark. (Rogers Heritage HS)
22	Ben McClain	OF	Fr.	Lee's Summit, Mo. (Lee's Summit West HS)
24	Dominic Fletcher	OF	So.	Cypress, Calif. (Cypress HS)
26	Ryan Drake	INF	Fr.	Grapevine, Texas (Grapevine HS)
27	Evan Lee	LHP/OF	So.	Bryant, Ark. (Bryant HS)
28	Kole Ramage	RHP	Fr.	Southlake, Texas (Southlake Carroll HS)
29	Angus Denton	RHP	So.	Beebe, Ark. (Beebe HS)
31	Caleb Bolden	RHP	Fr.	Texarkana, Texas (Pleasant Grove HS)
32	Matt Cronin	LHP	So.	Navarre, Fla. (Navarre HS)
33	Grant Koch	C	Jr.	Fayetteville, Ark. (Fayetteville HS)
34	Jake Reindl	RHP	Jr.	Fayetteville, Ark. (Shiloh Christian)
35	Jacob Kostyshock	RHP	So.	O'Fallon, Mo. (Francis Howell HS)
37	Weston Rogers	LHP	Jr.	Springdale, Ark. (Har-Ber HS)
44	Derek Ripp	INF	Fr.	Olathe, Kan. (St. James Academy HS)
45	Kevin Kopps	RHP	R-So.	Sugar Land, Texas (George Ranch HS)
46	Barrett Loseke	RHP	Jr.	Tulsa, Okla. (Jenks HS)
47	Hunter Milligan	LHP	Fr.	Greenbrier, Ark. (Greenbrier HS)
48	Zack Plunkett	C	R-Jr.	Hurst, Texas (TCU)
55	Isaiah Campbell	RHP	R-So.	Olathe, Kan. (Olathe South HS)
57	Cody Scroggins	RHP	R-So.	Bentonville, Ark. (Bentonville HS)
88	Zebulon Vermillion	RHP	Fr.	Prairie Village, Kan. (Shawnee Mission East)
99	Jackson Rutledge	RHP	Fr.	St. Louis, Mo. (Rockwood Summit HS)




### 2018 Results

Date	Result	Opponent	Location
2/16	W, 14-2	Bucknell	Fayetteville
2/17	W, 32-4	Bucknell	Fayetteville
2/18	W, 3-1	Bucknell	Fayetteville
2/21	W, 1-0	vs. Arizona@	San Diego, Calif.
2/23	L, 4-3	vs. Cal Poly^	San Diego, Calif.
2/24	W, 5-2	at San Diego State^	San Diego, Calif.
2/25	L, 7-6	at San Diego^	San Diego, Calif.
2/28	W, 18-1	Dayton	Fayetteville
3/1	W, 11-0	Dayton	Fayetteville
3/2	W, 4-0	USC	Fayetteville
3/3	L, 3-1	USC	Fayetteville
3/4	W, 7-6 (8)	USC	Fayetteville
3/9	W, 7-2	Kent State-1	Fayetteville
3/9	L, 10-4	Kent State-2	Fayetteville
3/11	W, 11-4	Kent State	Fayetteville
3/13	W, 13-4	Texas	Fayetteville
3/14	W, 7-5	Texas	Fayetteville
3/16	W, 9-4	#4 Kentucky*	Fayetteville
3/17	W, 14-2	#4 Kentucky-1*	Fayetteville
3/17	W, 16-9	#4 Kentucky-2*	Fayetteville
3/21	L, 6-3	at Charlotte	Charlotte, N.C.
3/23	W, 6-3	at #2 Florida*	Gainesville, Fla.
3/24	L, 17-2	at #2 Florida*	Gainesville, Fla.
3/25	L, 5-4	at #2 Florida*	Gainesville, Fla.
3/27	W, 8-7	at Memphis-	Memphis, Tenn.
3/29	W, 6-4	at #4 Ole Miss*	Oxford, Miss.
3/30	L, 5-4	at #4 Ole Miss*	Oxford, Miss.
3/31	L, 11-10	at #4 Ole Miss*	Oxford, Miss.
4/3	W, 10-9 (10)	ULM	Fayetteville
4/4	W, 4-0	ULM	Fayetteville
4/6	W, 3-1	#13 Auburn*	Fayetteville
4/7	W, 13-2	#13 Auburn*	Fayetteville
4/8	W, 5-4	#13 Auburn*	Fayetteville
4/10	W, 7-6	Grambling State&	North Little Rock, Ark.
4/12	L, 3-2	South Carolina*	Fayetteville
4/14	W, 2-0	South Carolina-1*	Fayetteville
4/14	W, 3-0	South Carolina-2*	Fayetteville
4/17	W, 11-7	Missouri State	Fayetteville
4/20	L, 6-5	at Mississippi State*	Starkville, Miss.
4/21	L, 5-3	at Mississippi State-1*	Starkville, Miss.
4/21	L, 7-5	at Mississippi State-2*	Starkville, Miss.
4/24	W, 5-1	#4 Texas Tech	Fayetteville
4/27	W, 7-3	Alabama*	Fayetteville
4/28	W, 7-4	Alabama*	Fayetteville
4/29	W, 9-7	Alabama*	Fayetteville
5/4	W, 5-4	at LSU*	Baton Rouge, La.
5/5	L, 6-4	at LSU*	Baton Rouge, La.
5/6	L, 7-5	at LSU*	Baton Rouge, La.
5/11	W, 9-3	#21 Texas A&M*	Fayetteville
5/12	W, 3-1	#21 Texas A&M*	Fayetteville
5/13	W, 6-3	#21 Texas A&M*	Fayetteville
5/17	W, 8-6	at #13 Georgia*	Athens, Ga.
5/18	L, 8-7 (10)	at #13 Georgia*	Athens, Ga.
5/19	L, 3-2	at #13 Georgia*	Athens, Ga.
5/23	W, 13-8	vs. South Carolina\$	Hoover, Ala.
5/25	W, 8-2	vs. Florida\$	Hoover, Ala.
5/26	L, 2-1	vs. LSU\$	Hoover, Ala.
6/1	W, 10-2	Oral Roberts!	Fayetteville
6/2	W, 10-2	Southern Miss!	Fayetteville
6/3	W, 4-3	Dallas Baptist!	Fayetteville
6/9	W, 9-3	South Carolina%	Fayetteville
6/10	L, 8-5	South Carolina%	Fayetteville
6/11	W, 14-4	South Carolina%	Fayetteville
6/17	W, 11-5	Texas+	Omaha, Neb.
6/20	W, 7-4	Texas Tech+	Omaha, Neb.
6/22	W, 5-2	Florida+	Omaha, Neb.
6/26	W, 4-1	Oregon State+	Omaha, Neb.
6/27	L, 5-3	Oregon State+	Omaha, Neb.
6/28	L, 5-0	Oregon State+	Omaha, Neb.

@ - Tony Gwynn Stadium; ^ - Tony Gwynn Legacy Tournament; \* - SEC; ~ - AutoZone Park & - Dickey-Stephens Park; \$ - SEC Tournament; ! - NCAA Fayetteville Regional; % - NCAA Fayetteville Super Regional; + - College World Series





**HOGS MAKE BACK-TO-BACK TRIPS TO OMAHA FOR FIRST TIME**

**Overall Record:** 46-20 | **SEC Record:** 20-10

**SEC Finish:** T-2nd Overall/T-1st in Western Division

**SEC Tournament Finish:** T-5th

**College World Series Finish:** T-7th

**CWS All-Tournament Selections:** None

**All-America Selections:** Isaiah Campbell, RHP; Matt Cronin, RHP; Jack Kenley, INF; Connor Noland, RHP (Freshman)

**All-SEC Selections:** Trevor Ezell, 1B; Casey Martin, SS; Dominic Fletcher, OF; Heston Kjerstad, OF; Matt Goodheart, DH/UT; Matt Cronin, RP; Patrick Wicklander, SP (Freshman); Connor Noland, SP (Freshman); Christian Franklin, OF (Freshman); Trevor Ezell, 1B (Defense); Dominic Fletcher, OF (Defense).

**All-SEC Tournament Selections:** Matt Goodheart, DH

**2019 Roster**

**Head Coach:** Dave Van Horn

**Assistant Coaches:** Nate Thompson, Matt Hobbs, Taylor Smart

No.	Name	Pos.	Yr.	Hometown (Last School)
3	Zack Gregory	INF	Fr.	Keller, Texas (Timber Creek HS)
4	Trevor Ezell	INF	R-Sr.	Bryant, Ark. (SE Missouri State)
5	Jacob Nesbit	INF	R-Fr.	Coppell, Texas (Coppell HS)
7	Jack Kenley	INF	Jr.	Germantown, Tenn. (Houston HS)
8	Jordan McFarland	INF	Jr.	Waterloo, Ill. (Waterloo HS)
10	Matt Goodheart	INF/OF	So.	Magnolia, Ark. (San Jacinto CC)
12	Casey Opitz	C/INF	So.	Centennial, Colo. (Heritage HS)
13	Connor Noland	RHP	Fr.	Greenwood, Ark. (Greenwood HS)
14	Caleb Denny	INF	Fr.	Owasso, Okla. (Owasso HS)
15	Casey Martin	INF	So.	Lonoke, Ark. (Lonoke HS)
16	Andrew Stanley	C	Fr.	Searcy, Ark. (IMG Academy)
17	Trey Harris	OF	Fr.	Little Rock, Ark. (LR Christian Academy)
18	Heston Kjerstad	OF	So.	Amarillo, Texas (Randall HS)
19	Coby Boulware	INF	So.	Anthem, Ariz. (TCU)
20	Elijah Trest	RHP	Fr.	White Oak, Texas (White Oak HS)
21	Jacob Burton	RHP	Fr.	Diana, Texas (New Diana HS)
22	Curtis Washington Jr.	OF/INF	Fr.	West Memphis, Ark. (Academies of West Memphis HS)
24	Dominic Fletcher	OF	Jr.	Cypress, Calif. (Cypress HS)
25	Christian Franklin	OF	Fr.	Overland Park, Kan. (Rockhurst HS)
26	Travis Hester	RHP	Fr.	College Station, Texas (College Station HS)
27	Dillon Liferieri	OF/INF	Fr.	Wilton, Ct. (Wilton HS)
28	Kole Ramage	RHP	So.	Southlake, Texas (Southlake Carroll HS)
29	Angus Denton	RHP	R-So.	Beebe, Ark. (Beebe HS)
31	Caleb Bolden	RHP	So.	Texarkana, Texas (Pleasant Grove HS)
32	Matt Cronin	LHP	Jr.	Navarre, Fla. (Navarre HS)
33	Patrick Wicklander	LHP	Fr.	San Jose, Calif. (Valley Christian HS)
34	Steven Sanchez	LHP	Fr.	Mundelein, Ill. (Mundelein HS)
35	Jacob Kostyshock	RHP	Jr.	O'Fallon, Mo. (Francis Howell HS)
37	Caden Monke	LHP	Fr.	Mt. Olive, Ill. (Mt. Olive HS)
39	Evan Taylor	LHP	Fr.	Florence, Ala. (Florence HS)
44	Collin Taylor	RHP	R-So.	Florence, Ala. (Walters State CC)
45	Kevin Koppes	RHP	R-Jr.	Sugar Land, Texas (George Ranch HS)
46	Carter Sells	RHP	Fr.	Brentwood, Tenn. (Ravenwood HS)
48	Zack Plunkett	C	R-Jr.	Hurst, Texas (TCU)
49	Liam Henry	LHP	Fr.	Kansas City, Mo. (Park Hill HS)
54	Will Barker	RHP	Fr.	Sherwood, Ark. (Pulaski Academy)
55	Isaiah Campbell	RHP	R-Jr.	Olathe, Kan. (Olathe South HS)
57	Cody Scroggins	RHP	R-Jr.	Bentonville, Ark. (Bentonville HS)
88	Zebulon Vermillion	RHP	So.	Prairie Village, Kan. (Shawnee Mission East)



**2019 Results**

Date	Result	Opponent	Location
2/16	W, 15-7	Eastern Illinois-1	Fayetteville
2/16	W, 12-3	Eastern Illinois-2	Fayetteville
2/17	W, 3-2	Eastern Illinois	Fayetteville
2/21	W, 6-3	at USC	Los Angeles, Calif.
2/22	W, 8-6	at USC	Los Angeles, Calif.
2/23	WL, 6-4 (10)	at USC	Los Angeles, Calif.
2/27	W, 10-3	Memphis	Fayetteville
3/1	W, 3-1	Stony Brook-1	Fayetteville
3/1	W, 4-3	Stony Brook-2	Fayetteville
3/2	W, 15-7	Stony Brook	Fayetteville
3/6	W, 9-2	Charlotte	Fayetteville
3/8	W, 4-2	Louisiana Tech	Fayetteville
3/9	L, 12-7	Louisiana Tech	Fayetteville
3/10	W, 11-0	Louisiana Tech	Fayetteville
3/12	W, 8-0	Western Illinois	Fayetteville
3/13	W, 11-1 (8)	Western Illinois	Fayetteville
3/15	W, 2-0	Missouri*	Fayetteville
3/16	W, 4-3	Missouri*	Fayetteville
3/17	W, 3-2	Missouri*	Fayetteville
3/19	W, 11-4	at #9 Texas	Austin, Texas
3/20	L, 7-6	at #9 Texas	Austin, Texas
3/22	W, 12-3	at Alabama*	Tuscaloosa, Ala.
3/23	L, 10-0	at Alabama*	Tuscaloosa, Ala.
3/24	W, 10-2	at Alabama*	Tuscaloosa, Ala.
3/26	W, 8-2	at Missouri State	Springfield, Mo.
3/29	W, 5-3	#21 Ole Miss*	Fayetteville
3/30	L, 4-3	#21 Ole Miss*	Fayetteville
3/31	L, 10-5	#21 Ole Miss*	Fayetteville
4/2	L, 17-7	Little Rock	Fayetteville
4/5	L, 6-3	at #15 Auburn-1*	Auburn, Ala.
4/5	W, 9-6 (15)	at #15 Auburn-2*	Auburn, Ala.
4/6	W, 8-0	at #15 Auburn*	Auburn, Ala.
4/9	W, 15-8	Oral Roberts	Fayetteville
4/12	L, 3-2	at #6 Vanderbilt*	Nashville, Tenn.
4/13	L, 12-2	at #6 Vanderbilt*	Nashville, Tenn.
4/14	W, 14-12	at #6 Vanderbilt*	Nashville, Tenn.
4/16	W, 16-4 (7)	Arkansas-Pine Bluff	Fayetteville
4/18	W, 5-3	#2 Mississippi State*	Fayetteville
4/19	W, 12-5	#2 Mississippi State*	Fayetteville
4/20	W, 10-2	#2 Mississippi State*	Fayetteville
4/23	W, 19-2	Northwestern State	Fayetteville
4/24	L, 10-7	Northwestern State	Fayetteville
4/26	W, 11-9	#18 Tennessee*	Fayetteville
4/27	W, 15-3	#18 Tennessee*	Fayetteville
4/28	W, 4-3 (10)	#18 Tennessee*	Fayetteville
4/30	W, 17-3	Grambling State&	North Little Rock, Ark.
5/3	W, 5-2	at Kentucky*	Lexington, Ky.
5/5	W, 9-1	at Kentucky-1*	Lexington, Ky.
5/5	L, 4-3	at Kentucky-2*	Lexington, Ky.
5/9	W, 14-4	#15 LSU*	Fayetteville
5/10	W, 11-6	#15 LSU*	Fayetteville
5/11	L, 3-2	#15 LSU*	Fayetteville
5/16	W, 7-3	at #17 Texas A&M*	College Station, Texas
5/17	L, 6-2	at #17 Texas A&M*	College Station, Texas
5/18	L, 6-1	at #17 Texas A&M*	College Station, Texas
5/22	W, 5-3	vs. Ole Miss\$	Hoover, Ala.
5/23	L, 3-1	vs. Georgia\$	Hoover, Ala.
5/24	L, 3-2	vs. Ole Miss\$	Hoover, Ala.
5/31	W, 11-5	Central Connecticut State!	Fayetteville
6/1	W, 3-1	TCU!	Fayetteville
6/2	W, 6-0	TCU!	Fayetteville
6/8	W, 11-2	Ole Miss%	Fayetteville
6/9	L, 13-5	Ole Miss%	Fayetteville
6/10	W, 14-1	Ole Miss%	Fayetteville
6/15	L, 1-0	Florida State+	Omaha, Neb.
6/17	L, 5-4	Texas Tech+	Omaha, Neb.

\* - SEC; & - Dickey-Stephens Park; \$ - SEC Tournament;  
! - NCAA Fayetteville Regional; % - NCAA Fayetteville Super Regional; + - College World Series

HISTORY & RECORDS



## HOGS MAKE THIRD CWS TRIP IN LAST FOUR POSTSEASONS

**Overall Record:** 46-21 | **SEC Record:** 18-12

**SEC Finish:** 3rd Overall/2nd in Western Division

**SEC Tournament Finish:** T-7th

**College World Series Finish:** T-3rd

**All-America Selections:** Hagen Smith, LHP (Freshman); Brady Tygart, RHP (Freshman)

**Gold Glove Award:** Robert Moore, 2B

**CWS All-Tournament Selections:** Michael Turner, C

**All-SEC Selections:** Robert Moore, INF (Defense); Connor Noland, INF (Defense); Hagen Smith, LHP (Freshman); Brady Tygart, LHP (Freshman)

**All-SEC Tournament Selections:** None

## 2022 Roster

**Head Coach:** Dave Van Horn

**Assistant Coaches:** Nate Thompson, Matt Hobbs, Bobby Wernes

No.	Name	Pos.	Yr.	Hometown (Last School)
1	Robert Moore	INF	Jr.	Leawood, Kan. (Shawnee Mission East HS)
2	Jalen Battles	INF	Sr.	San Antonio, Texas (McLennan CC)
3	Zack Gregory	OF	R-Jr.	Keller, Texas (Timber Creek HS)
4	Jude Putz	INF	Fr.	Loch Lloyd, Mo. (Bishop Miege HS)
5	Kendall Diggs	INF	Fr.	Olathe, Kan. (Saint Thomas Aquinas HS)
7	Cayden Wallace	INF/OF	So.	Greenbrier, Ark. (Greenbrier HS)
8	Jace Bohrofen	OF	So.	Oklahoma City, Okla. (Oklahoma)
9	Drake Varnado	INF/OF	Fr.	Port Neches, Texas (IMG Academy)
10	Peyton Stovall	INF	Fr.	Haughton, La. (Haughton HS)
12	Michael Turner	C/INF	Grad.	Warren, Ohio (Kent State)
13	Connor Noland	RHP	Sr.	Greenwood, Ark. (Greenwood HS)
15	Dylan Leach	C	So.	Carthage, Texas (Carthage HS)
17	Brady Slavens	INF/OF	Sr.	Olathe, Kan. (Johnson County CC)
18	Chris Lanzilli	OF	Grad.	Stoneham, Mass. (Wake Forest)
20	Elijah Trest	RHP	Sr.	White Oak, Texas (White Oak HS)
22	Jaxon Wiggins	RHP	So.	Roland, Okla. (Roland HS)
24	Braydon Webb	OF	Grad.	McKinney, Texas (Grayson CC)
25	Brady Tygart	RHP	Fr.	Hernando, Miss. (Lewisburg HS)
27	Nick Moten	RHP	Fr.	Florissant, Mo. (Westminster Christian Academy)
28	Kole Ramage	RHP	R-Sr.	Southlake, Texas (Southlake Carroll HS)
29	Austin Ledbetter	RHP	Fr.	Bryant, Ark. (Bryant HS)
31	Dylan Carter	RHP	Jr.	Bentonville, Ark. (Crowder College)
32	Zack Morris	LHP	Jr.	Cabot, Ark. (Cabot HS)
33	Hagen Smith	LHP	Fr.	Bullard, Texas (Bullard HS)
34	Nick Griffin	LHP	R-Fr.	Monticello, Ark. (Monticello HS)
35	Vincent Trapani	RHP	Fr.	Eau Claire, Wisc. (Eau Claire Memorial HS)
36	Peyton Palette	RHP	Jr.	Benton, Ark. (Benton HS)
37	Jake Faherty	RHP	Fr.	Georgetown, Ky. (Great Crossing HS)
38	Mark Adamiak	RHP	R-So.	Shawnee, Kan. (Shawnee Mission Northwest HS)
39	Evan Taylor	LHP	Sr.	Florence, Ala. (Florence HS)
41	Will McEntire	RHP	R-So.	Bryant, Ark. (Bryant HS)
43	Miller Pleimann	RHP	R-Jr.	Fayetteville, Ark. (Wichita State)
44	Max Soliz Jr.	C/OF	Fr.	Madison, Ala. (Bob Jones HS)
46	Tyler Cacciatori	RHP	R-Fr.	Sheridan, Ark. (Sheridan HS)
48	Heston Tole	RHP	So.	Wichita Falls, Texas (IMG Academy)
50	Matthew Magre	LHP	So.	Fayetteville, Ark. (Fayetteville HS)
55	Gabriel Starks	RHP	So.	Pine Bluff, Ark. (Watson Chapel HS)
58	Evan Gray	RHP	R-So.	Swansea, Ill. (Belleville East HS)
59	Issac Bracken	RHP	Grad.	Berthoud, Colo. (Northern Colorado)
88	Zebulon Vermillion	RHP	R-Sr.	Prairie Village, Kan. (Shawnee Mission East HS)



## 2022 Results

Date	Result	Opponent	Location
2/18	L, 3-2	Illinois State	Fayetteville
2/19	W, 5-1	Illinois State	Fayetteville
2/20	W, 4-2	Illinois State	Fayetteville
2/25	W, 5-2	vs. Indiana^	Round Rock, Texas
2/27	L, 5-0	vs. #6 Stanford^	Round Rock, Texas
2/27	W, 6-5	vs. Louisiana^	Round Rock, Texas
3/2	W, 15-3	Omaha	Fayetteville
3/4	L, 7-3	Southeastern	Fayetteville
3/5	W, 4-2	Southeastern-1	Fayetteville
3/5	W, 11-1 (8)	Southeastern-2	Fayetteville
3/10	W, 12-3	UIC-1	Fayetteville
3/10	W, 5-4	UIC-2	Fayetteville
3/12	W, 10-1	UIC	Fayetteville
3/13	W, 10-8	UIC	Fayetteville
3/15	W, 14-1 (8)	Grambling	Fayetteville
3/16	W, 13-3 (8)	Grambling	Fayetteville
3/18	W, 6-2	Kentucky*	Fayetteville
3/19	W, 9-3	Kentucky*	Fayetteville
3/20	W, 3-1	Kentucky*	Fayetteville
3/25	W, 7-4	at Missouri*	Columbia, Mo.
3/26	L, 7-5	at Missouri*	Columbia, Mo.
3/27	W, 6-4	at Missouri*	Columbia, Mo.
3/29	W, 16-8	Little Rock	Fayetteville
4/1	W, 8-1	Mississippi State*	Fayetteville
4/2	W, 12-5	Mississippi State*	Fayetteville
4/3	L, 5-3 (12)	Mississippi State*	Fayetteville
4/5	W, 21-9	UCA	Fayetteville
4/7	W, 8-1	at Florida*	Gainesville, Fla.
4/8	L, 7-2	at Florida*	Gainesville, Fla.
4/9	L, 9-7	at Florida*	Gainesville, Fla.
4/12	W, 15-0 (7)	UAPB-1	Fayetteville
4/12	W, 6-0 (7)	UAPB-2	Fayetteville
4/14	W, 5-4	#15 LSU*	Fayetteville
4/15	W, 5-0	#15 LSU*	Fayetteville
4/16	W, 6-2	#15 LSU*	Fayetteville
4/19	W, 10-1	Arkansas State	Fayetteville
4/20	W, 10-3	Arkansas State	Fayetteville
4/22	L, 2-1	at Texas A&M*	College Station, Texas
4/23	W, 3-1	at Texas A&M*	College Station, Texas
4/24	L, 11-10	at Texas A&M*	College Station, Texas
4/26	W, 2-1 (10)	vs. UCA@	North Little Rock, Ark.
4/29	L, 4-2	Ole Miss*	Fayetteville
4/30	W, 6-3	Ole Miss*	Fayetteville
5/1	W, 4-3	Ole Miss*	Fayetteville
5/3	L, 6-4	Missouri State	Fayetteville
5/6	W, 11-8	at #19 Auburn*	Auburn, Ala.
5/7	L, 5-3	at #19 Auburn*	Auburn, Ala.
5/8	W, 7-4	at #19 Auburn*	Auburn, Ala.
5/13	L, 9-6 (10)	#24 Vanderbilt*	Fayetteville
5/14	W, 11-6	#24 Vanderbilt*	Fayetteville
5/15	L, 5-0 (7)	#24 Vanderbilt*	Fayetteville
5/19	W, 7-3	at Alabama*	Tuscaloosa, Ala.
5/20	L, 8-6	at Alabama*	Tuscaloosa, Ala.
5/21	L, 18-5	at Alabama*	Tuscaloosa, Ala.
5/25	L, 4-3	vs. Alabama\$	Hoover, Ala.
5/27	L, 7-5	vs. Florida\$	Hoover, Ala.
6/3	W, 7-1	vs. GCU!	Stillwater, Okla.
6/4	W, 20-12	at #6 Oklahoma State!	Stillwater, Okla.
6/5	L, 14-10 (10)	at #6 Oklahoma State!	Stillwater, Okla.
6/6	W, 7-3	at #6 Oklahoma State!	Stillwater, Okla.
6/11	W, 4-1	at #11 North Carolina+	Chapel Hill, N.C.
6/12	W, 4-3	at #11 North Carolina+	Chapel Hill, N.C.
6/18	W, 17-2	vs. #2 Stanford%	Omaha, Neb.
6/20	L, 13-5	vs. Ole Miss%	Omaha, Neb.
6/21	W, 11-1	vs. #25 Auburn%	Omaha, Neb.
6/22	W, 3-2	vs. Ole Miss%	Omaha, Neb.
6/23	L, 2-0	vs. Ole Miss%	Omaha, Neb.

^ - Karbach Round Rock Classic; \* - SEC; @ - Dickey-Stephens Park; \$ - SEC Tournament; ! - NCAA Fayetteville Regional; + - NCAA Fayetteville Super Regional; % - College World Series





**NCAA Tournament (102-77, .570)**

Regional Record:	68-45 (.602)
Super Regional Record:	16-10 (.615)
CWS Record:	18-22 (.450)

**2023 Fayetteville Regional (2-2)**

Baum-Walker Stadium • Fayetteville, Ark		
Santa Clara	W	13-6
TCU	L	20-5
Santa Clara	W	6-4
TCU	L	12-4

**2022 College World Series (3-2)**

Charles Schwab Field Omaha • Omaha, Neb.		
Stanford	W	17-2
Ole Miss	L	13-5
Auburn	W	11-1
Ole Miss	W	3-2
Ole Miss	L	2-0

**2022 Chapel Hill Super Regional (2-0)**

Boshamer Stadium • Chapel Hill, N.C.		
North Carolina	W	4-1
North Carolina	W	4-3

**2022 Stillwater Regional (3-1)**

O'Brate Stadium • Stillwater, Okla		
Grand Canyon	W	7-1
Oklahoma State	W	20-12
Oklahoma State	L	14-10
Oklahoma State	W	7-3

**2021 Fayetteville Super Regional (1-2)**

Baum-Walker Stadium • Fayetteville, Ark.		
NC State	W	21-2
NC State	L	6-5
NC State	L	3-2

**2021 Fayetteville Regional (3-1)**

Baum-Walker Stadium • Fayetteville, Ark.		
NJIT	W	13-8
Nebraska	W	5-1
Nebraska	L	5-3
Nebraska	W	6-2

**2019 College World Series (0-2)**

TD Ameritrade Park • Omaha, Neb.		
Florida State	L	1-0
Texas Tech	L	5-4

**2019 Fayetteville Super Regional (2-1)**

Baum-Walker Stadium • Fayetteville, Ark.		
Ole Miss	W	11-2
Ole Miss	L	13-5
Ole Miss	W	14-1

**2019 Fayetteville Regional (3-0)**

Baum-Walker Stadium • Fayetteville, Ark.		
Central Connecticut St.	W	11-5
TCU	W	3-1
TCU	W	6-0

**2018 College World Series (4-2)**

TD Ameritrade Park • Omaha, Neb.		
Texas	W	11-5
Texas Tech	W	7-4
Florida	W	5-2
Oregon State	W	4-1
Oregon State	L	5-3
Oregon State	L	5-0

**2018 Fayetteville Super Regional (2-1)**

Baum Stadium • Fayetteville, Ark.		
South Carolina	W	9-3
South Carolina	L	8-5
South Carolina	W	14-4

**2018 Fayetteville Regional (3-0)**

Baum Stadium • Fayetteville, Ark.		
Oral Roberts	W	10-2
Southern Miss	W	10-2
Dallas Baptist	W	4-3

**2017 Fayetteville Regional (3-2)**

Baum Stadium • Fayetteville, Ark.		
Oral Roberts	W	3-0
Missouri State	L	5-4
Oral Roberts	W	4-3
Missouri State	W	11-10
Missouri State	L	3-2

**2015 College World Series (0-2)**

TD Ameritrade Park • Omaha, Neb.		
Virginia	L	5-3
Miami (Fla.)	L	4-3

**2015 Fayetteville Super Regional (2-1)**

Baum Stadium • Fayetteville, Ark.		
Missouri State	W	18-4
Missouri State	L	3-1
Missouri State	W	3-2

**2015 Stillwater Regional (3-0)**

Allie P. Reynolds Stadium • Stillwater, Okla.		
Oral Roberts	W	8-6
Oklahoma State	W	7-5
St. John's	W	4-3

**2014 Charlottesville Regional (2-2)**

Davenport Field • Charlottesville, Va.		
Liberty	W	3-2
Virginia	L	3-0
Bucknell	W	10-0
Virginia	L	9-2

**2013 Manhattan Regional (2-2)**

Tointon Stadium • Manhattan, Kan.		
Bryant	L	4-1
Wichita State	W	3-1
Bryant	W	12-3
Kansas State	L	4-3

**2012 College World Series (2-2)**

T.D. Ameritrade Park • Omaha, Neb.		
Kent State	W	8-1
South Carolina	W	2-1
South Carolina	L	2-0
South Carolina	L	3-2

**2012 Waco Super Regional (2-1)**

Baylor Ballpark • Waco, Texas		
Baylor	L	8-1
Baylor	W	5-4
Baylor	W	1-0 (10)

**2012 Houston Regional (3-0)**

Reckling Park • Houston, Texas		
Sam Houston State	W	5-4
Rice	W	1-0
Sam Houston State	W	5-1

**2011 Tempe Regional (2-2)**

Packard Stadium • Tempe, Ariz.		
Charlotte	L	3-2
New Mexico	W	3-0
Charlotte	W	11-3
Arizona State	L	13-4

**2010 Tempe Super Regional (0-2)**

Packard Stadium • Tempe, Ariz.		
Arizona State	L	7-6 (12)
Arizona State	L	7-5 (12)

**2010 Fayetteville Regional (3-1)**

Baum Stadium • Fayetteville, Ark.		
Grambling State	W	19-7
Washington State	W	6-4
Washington State	L	10-7
Washington State	W	7-2

**2009 College World Series (2-2)**


Rosenblatt Stadium • Omaha, Neb.		
Cal State Fullerton	W	10-6
LSU	L	9-1
Virginia	W	4-3 (12)
LSU	L	14-5

**2009 Tallahassee Super Regional (2-0)**

Howser Stadium • Tallahassee, Fla.		
Florida State	W	7-2
Florida State	W	9-8

**2009 Norman Regional (3-0)**

Mitchell Park • Norman, Okla.		
Washington State	W	10-3
Oklahoma	W	17-6
Oklahoma	W	11-0



Brady Slavens' walk-off RBI single gave Arkansas a 4-3 win over North Carolina as the Razorbacks swept the 2022 NCAA Chapel Hill Super Regional to clinch the 11th trip to the College World Series in program history. Arkansas won a game that ended 6 hours and 12 minutes after it began. Two weather delays - between the second and third innings, and during the top of the eighth - combined to last 2 hours and 54 minutes in total.

## 2008 Stanford Regional (0-2)

Klein Field • Palo Alto, Calif.		
Pepperdine	L	4-3
Stanford	L	5-1

## 2007 Fayetteville Regional (2-2)

Baum Stadium • Fayetteville, Ark.		
Albany	W	9-0
Oklahoma State	L	14-3
Creighton	W	6-0
Oklahoma State	L	7-6

## 2006 Fayetteville Regional (1-2)

Baum Stadium • Fayetteville, Ark.		
Oral Roberts	L	4-3 (11)
Princeton	W	6-2
Oklahoma State	L	6-5

## 2005 Austin Regional (2-2)

Disch-Falk Field • Austin, Texas		
Miami (Ohio)	W	9-5
Texas	W	9-2
Texas	L	19-8
Texas	L	5-2

## 2004 College World Series (0-2)

Rosenblatt Stadium • Omaha, Neb.		
Texas	L	13-2
Arizona	L	7-2

## 2004 Fayetteville Super Regional (2-0)

Baum Stadium • Fayetteville, Ark.		
Florida State	W	7-5
Florida State	W	4-2

## 2004 Fayetteville Regional (4-1)

Baum Stadium • Fayetteville, Ark.		
Le Moyne	W	4-1
Wichita State	L	4-3
Missouri	W	10-7
Wichita State	W	11-9
Wichita State	W	4-3

## 2003 Austin Regional (1-2)

Disch-Falk Field • Austin, Texas		
Lamar	L	3-2
Bucknell	W	10-7
Lamar	L	7-6

## 2002 Clemson Super Regional (1-2)

Kingsmore Stadium • Clemson, S.C.		
Clemson	W	9-6
Clemson	L	8-7
Clemson	L	7-4

## 2002 Wichita Regional (3-0)

Eck Stadium • Wichita, Kan.		
Oklahoma	W	8-5
Oral Roberts	W	7-6
Oral Roberts	W	11-6

## 1999 Fayetteville Regional (1-2)

Baum Stadium • Fayetteville, Ark.		
Delaware	W	10-6
SMS	L	9-8 (10)
Clemson	L	12-4

## 1998 Midwest Regional (1-2)

Eck Stadium • Wichita, Kan.		
Arizona State	L	8-4
Wichita State	W	3-2 (11)
Georgia Tech	L	2-0

## 1996 Central II Regional (0-2)

Dan Law Field • Lubbock, Texas		
Oklahoma State	L	6-5
Southern California	L	15-5

## 1995 Midwest I Regional (0-2)

Eck Stadium • Wichita, Kan.		
Stanford	L	10-3
Texas Tech	L	14-10

## 1990 Midwest Regional (0-2)

Eck Stadium • Wichita, Kan.		
Fordham	L	8-5
Wichita State	L	7-6

## 1989 College World Series (1-2)

Rosenblatt Stadium • Omaha, Neb.		
Wichita State	L	3-2
North Carolina	W	7-3
Wichita State	L	8-4

## 1989 Northeast Regional (4-1)

Municipal Stadium • Waterbury, Conn.		
Le Moyne	L	7-5
George Washington	W	8-2
Illinois	W	9-2
Arizona State	W	1-0
Le Moyne	W	6-5

## 1988 Midwest Regional (0-2)

Allie P. Reynolds Stadium • Stillwater, Okla.		
Loyola-Marymount	L	8-3
Oklahoma State	L	13-7

## 1987 College World Series (1-2)

Rosenblatt Stadium • Omaha, Neb.		
Texas	L	13-6
Georgia	W	5-4
LSU	L	5-2

## 1987 NCAA South I Regional (4-0)

Joe W. Davies Stadium • Huntsville, Ala.		
Middle Tenn. State	W	10-7
West Virginia	W	7-2
Clemson	W	6-5 (10)
Clemson	W	4-2

## 1986 NCAA Midwest Regional (1-2)

Allie P. Reynolds Stadium • Stillwater, Okla.		
Oregon State	W	4-3
Stanford	L	2-0
Oregon State	L	1-0

## 1985 College World Series (2-2)

Rosenblatt Stadium • Omaha, Neb.		
South Carolina	W	1-0
Mississippi State	L	5-4
Stanford	W	10-4
Texas	L	8-7

## 1985 South II Regional (4-0)

Seminole Stadium • Tallahassee, Fla.		
Eastern Kentucky	W	20-13
George Mason	W	13-9
Florida State	W	7-6
Georgia Tech	W	7-5

## 1983 Midwest Regional (0-2)

Allie P. Reynolds Stadium • Stillwater, Okla.		
Oral Roberts	L	7-6
Wichita State	L	6-3

## 1980 Midwest Regional (1-2)

J.L. Johnson Stadium • Tulsa, Okla.		
Oral Roberts	W	3-2
Missouri	L	6-0
California	L	7-1

## 1979 College World Series (3-2)


Rosenblatt Stadium • Omaha, Neb.		
Pepperdine	W	5-4
Arizona	W	10-3
Texas	W	9-4
Cal State Fullerton	L	13-10
Cal State Fullerton	L	2-1

## 1979 East Regional (4-0)

Seminole Stadium • Tallahassee, Fla.		
George Washington	W	12-11
Florida	W	9-1
Delaware	W	8-6
Delaware	W	4-3

## 1973 NCAA District VI (0-2)

Arlington Stadium • Arlington, Texas		
Trinity	L	6-0
Texas-Pan American	L	4-2



All-American catcher Ronn Reynolds was a pivotal piece in leading Arkansas to its first College World Series appearance in 1979 and a runner-up finish. Reynolds led the offense by hitting .347 and driving in 42 runs. He was a unanimous All-SWC selection and made the SWC All-Tournament team.





**SEC Tournament (40-45)**

**2023 SEC Tournament (2-1)**  
Hoover Metropolitan Stadium • Hoover, Ala.

Texas A&M	W	6-5 (11)
LSU	W	5-4
Texas A&M	L	5-4

**2022 SEC Tournament (0-2)**  
Hoover Metropolitan Stadium • Hoover, Ala.

Alabama	L	4-3
Florida	L	7-5

**2021 SEC Tournament (4-0)**  
Hoover Metropolitan Stadium • Hoover, Ala.

Georgia	W	11-2
Vanderbilt	W	6-4
Ole Miss	W	3-2
Tennessee	W	7-2

**2019 SEC Tournament (1-2)**  
Hoover Metropolitan Stadium • Hoover, Ala.

Ole Miss	W	5-3
Georgia	L	3-1
Ole Miss	L	3-2

**2018 SEC Tournament (2-1)**  
Hoover Metropolitan Stadium • Hoover, Ala.

South Carolina	W	13-8
Florida	W	8-2
LSU	L	2-1

**2017 SEC Tournament (3-2)**  
Hoover Metropolitan Stadium • Hoover, Ala.

Mississippi State	L	4-3
Auburn	W	12-0 (7)
Mississippi State	W	9-2
Florida	W	16-0 (7)
LSU	L	4-2

**2015 SEC Tournament (2-2)**  
Hoover Metropolitan Stadium • Hoover, Ala.

Tennessee	W	2-1
Florida	W	7-6
LSU	L	10-5
Florida	L	10-0

**2014 SEC Tournament (3-2)**  
Hoover Metropolitan Stadium • Hoover, Ala.

Texas A&M	W	4-0
Ole Miss	W	2-1
LSU	L	7-2
Ole Miss	W	8-7
LSU	L	11-1

**2013 SEC Tournament (2-1)**  
Hoover Metropolitan Stadium • Hoover, Ala.

Ole Miss	W	2-1 (10)
LSU	W	4-1
LSU	L	3-1

**2012 SEC Tournament (0-2)**  
Regions Park • Hoover, Ala.

Mississippi State	L	9-1
Ole Miss	L	2-0

**2011 SEC Tournament (2-2)**  
Regions Park • Hoover, Ala.

Alabama	L	7-4
Mississippi State	W	7-2
Alabama	W	4-1
Vanderbilt	L	3-2

**2010 SEC Tournament (0-2)**  
Regions Park • Hoover, Ala.

Vanderbilt	L	2-0
Florida	L	5-4

**2009 SEC Tournament (2-2)**  
Regions Park • Hoover, Ala.

Florida	W	8-5
Georgia	L	2-1
Florida	W	10-7
Vanderbilt	L	11-1

**2007 SEC Tournament (3-1)**  
Regions Park • Hoover, Ala.

Alabama	W	6-0
South Carolina	W	6-0
South Carolina	W	3-2
Vanderbilt	L	7-4

**2006 SEC Tournament (0-2)**  
Hoover Metropolitan Stadium • Hoover, Ala.

Ole Miss	L	9-4
Alabama	L	4-3

**2005 SEC Tournament (0-2)**  
Hoover Metropolitan Stadium • Hoover, Ala.

Florida	L	9-8
Alabama	L	5-4

**2004 SEC Tournament (2-2)**  
Hoover Metropolitan Stadium • Hoover, Ala.

Tennessee	L	8-6
Ole Miss	W	4-3
Tennessee	W	4-1
South Carolina	L	3-2

**2003 SEC Tournament (0-2)**  
Hoover Metropolitan Stadium • Hoover, Ala.

LSU	L	5-4
Ole Miss	L	8-7

**2002 SEC Tournament (1-2)**  
Hoover Metropolitan Stadium • Hoover, Ala.

South Carolina	L	10-1
Auburn	W	8-5
South Carolina	L	6-2

**1999 SEC Tournament (4-2)**  
Hoover Metropolitan Stadium • Hoover, Ala.

Kentucky	W	6-4
Auburn	L	3-2 (11)
LSU	W	9-8
Auburn	W	9-5
Auburn	W	9-6
Alabama	L	9-3

**1998 SEC Tournament (3-1)**  
Hoover Metropolitan Stadium • Hoover, Ala.

LSU	W	8-4
Mississippi State	W	10-3
Mississippi State	W	7-3
Auburn	L	7-5

**1997 SEC Tournament (0-1)**  
Golden Park • Columbus, Ga.

Auburn	L	7-3
--------	---	-----

**1996 SEC Tournament (0-1)**  
Hoover Metropolitan Stadium • Hoover, Ala.

Kentucky	L	7-5
----------	---	-----

**1995 SEC W. Div. Tournament (2-2)**  
Dudy Noble Field • Starkville, Miss.

Ole Miss	W	5-2
Alabama	W	5-2
Alabama	L	8-7
LSU	L	7-6

**1994 SEC W. Div. Tournament (0-2)**  
Swayze Field • Oxford, Miss.

Auburn	L	3-1 (17)
LSU	L	5-2

**1993 SEC W. Div. Tournament (1-2)**  
Alex Box Stadium • Baton Rouge, La.

Mississippi State	W	5-2
Auburn	L	3-1
LSU	L	13-7

**1992 SEC Tournament (1-2)**  
Superdome • New Orleans, La.

South Carolina	W	8-6
LSU	L	8-1
South Carolina	L	9-5

**SWC Tournament (18-25)**

**1990 SWC Tournament (1-2)**  
Disch-Falk Field • Austin, Texas

Rice	W	7-5
Texas	L	11-4
Houston	L	7-1

**1989 SWC Tournament (1-2)**  
Olsen Field • College Station, Texas

Texas	L	8-3
Houston	W	5-4
Texas	L	9-1

**1988 SWC Tournament (0-2)**  
George Cole Field • Fayetteville, Ark.

Texas A&M	L	4-3
Texas	L	7-1

**1987 SWC Tournament (2-2)**  
Disch-Falk Field • Austin, Texas

Texas A&M	W	4-3
Texas	L	10-3
Houston	W	14-9
Texas	L	3-2

**1986 SWC Tournament (0-1)**  
Olsen Field • College Station, Texas

Texas A&M	L	4-0
-----------	---	-----

**1985 SWC Tournament (3-0)**  
George Cole Field • Fayetteville, Ark.

Baylor	W	6-4
Texas	W	9-5
Texas	W	10-6

**1984 SWC Tournament (0-2)**  
Disch-Falk Field • Austin, Texas

Texas	L	8-1
Rice	L	8-1

**1983 SWC Tournament (3-2)**  
Disch-Falk Field • Austin, Texas

Houston	W	4-3
Texas	L	9-2
Houston	W	9-7
Texas	W	5-4
Texas	L	14-0

**1982 SWC Tournament (1-2)**  
Olsen Field • College Station, Texas

Houston	W	9-6
Texas	L	8-0
Houston	L	9-8

**1981 SWC Tournament (2-2)**  
Disch-Falk Field • Austin, Texas

Houston	L	7-2
Rice	W	5-4
Houston	W	9-3
Texas	L	11-1

**1980 SWC Tournament (3-2)**  
Olsen Field • College Station, Texas

Texas A&M	W	19-10
Texas	L	6-4
Texas Tech	W	6-5
Texas	W	8-7
Texas	L	9-4

**1979 SWC Tournament (2-2)**  
Disch-Falk Field • Austin, Texas


Baylor	W	6-1
Texas	L	6-2
Texas A&M	W	6-2
Texas	L	12-6

**1978 SWC Tournament (0-2)**  
Disch-Falk Field • Austin, Texas

Baylor	L	1-0
Texas A&M	L	5-0

**1977 SWC Tournament (0-2)**  
Disch-Falk Field • Austin, Texas


Texas A&M	L	5-2
Texas	L	8-1



Outfielder Kevin McReynolds, an All-American and All-SWC player in 1980 and 1981, was a key member of Arkansas' first College World Series team in 1979. He played 12 seasons in the big leagues from 1983-94.

HISTORY & RECORDS


# A || ALL-AMERICANS (33)




Tim Lollar  
P/DH - 1978




Ronn Reynolds  
C - 1979




Steve Krueger  
LHP - 1980




Kevin McReynolds  
OF - 1980, 81



Jeff King  
3B - 1985, 86




Mike Loggins  
OF - 1985




Ralph Kraus  
OF - 1986




Andy Skeels  
C - 1987




Troy Eklund  
OF - 1989



Greg D'Alexander  
3B - 1990




Phillip Stidham  
RHP - 1990, 91



Kenderick Moore  
2B - 1996



Ryan Lundquist  
OF - 1997



David Walling  
RHP - 1998, 99




Charlie Isaacson  
RHP - 1999



Nick Schmidt  
LHP - 2006, 07




Jess Todd  
RHP - 2007



Zack Cox  
INF - 2010



Brett Eibner  
OF/RHP - 2010



Matt Reynolds  
INF - 2012




Ryne Stanek  
RHP - 2013



Andrew Benintendi  
OF - 2015



Blaine Knight  
RHP - 2018



Carson Shaddy  
INF - 2018



Isaiah Campbell  
RHP - 2019



Matt Cronin  
RHP - 2019



Jack Kenley  
INF - 2019



Heston Kjerstad  
OF - 2020



Christian Franklin  
OF - 2021



Kevin Kopps  
RHP - 2021



Patrick Wicklander  
LHP - 2021



Hagen Smith  
LHP - 2023




Brady Tygart  
RHP - 2023


HISTORY & RECORDS




FRESHMAN ALL-AMERICANS (26) ||




Jeff King  
3B - 1984



Phillip Stidham  
RHP - 1989



Matt Carnes  
RHP - 1995



Matt Erickson  
3B - 1995



Brian Kirby  
OF - 1998



Charlie Isaacson  
RHP - 1999



Jake Dugger  
OF - 2004



Danny Hamblin  
DH - 2004



Nick Schmidt  
LHP - 2005



Shaun Seibert  
RHP - 2005



James Ewing  
2B - 2006



Brett Eibner  
OF/RHP - 2008



Zack Cox  
3B - 2009



Barrett Astin  
RHP - 2011



Dominic Ficociello  
INF - 2011



Nolan Sanburn  
RHP - 2011



Tyler Spoon  
OF - 2013



Keaton McKinney  
RHP - 2015



Dominic Fletcher  
CF - 2017



Heston Kjerstad  
OF - 2018



Casey Martin  
INF - 2018



Connor Noland  
RHP - 2019



Robert Moore  
INF - 2020, 2021



Cayden Wallace  
OF - 2021



Hagen Smith  
LHP - 2022




Brady Tygart  
RHP - 2022

# A || ALL-SEC (57)




Allen Williams  
INF - 1992 (2nd)  
1994 (2nd)




Ty Bilderback  
OF - 1995 (1st)




Kit Pellow  
DH - 1995 (1st)




Matt Carnes  
RHP - 1996 (2nd),  
1997 (2nd)



Matt Erickson  
3B - 1996 (2nd)  
1997 (1st)




Kenderick Moore  
2B - 1996 (1st)



Jeremy Jackson  
OF - 1997 (1st)




Ryan Lundquist  
OF - 1997 (1st),  
1998 (2nd)



David Walling  
RHP - 1998 (1st),  
1999 (2nd)



Charlie Isaacson  
RHP - 1999 (1st)



Rodney Nye  
3B - 1999 (2nd)



Ryan Fox  
OF - 2003 (1st)



Scott Hode  
SS - 2004 (2nd)



Clint Arnold  
OF - 2005 (Fr.)



Nick Schmidt  
LHP - 2005 (Fr.),  
2006 (1st), 2007 (1st)



Jake Dugger  
OF - 2006 (2nd)



Dallas Keuchel  
LHP - 2007 (Fr.)



Jess Todd  
RHP - 2007 (1st)



Logan Forsythe  
3B - 2008 (1st)



Zack Cox  
INF - 2010 (1st)



Brett Eibner  
OF/RHP - 2010 (2nd)



Drew Smyly  
LHP - 2010 (2nd)



DJ Baxendale  
RHP - 2011 (2nd)



Dominic Ficociello  
INF - 2011 (Fr., Def.),  
2012 (Def.)




Bo Bigham  
INF - 2012 (2nd)



Matt Reynolds  
INF - 2012 (1st)



Brian Anderson  
OF - 2013 (2nd)



Ryne Stanek  
RHP - 2013 (1st)



Andrew Benintendi  
OF - 2014 (Fr.),  
2015 (1st)




Eric Fisher  
1B - 2014 (2nd, Def.)



Jake Wise  
C - 2014 (Def.)



Zach Jackson  
RHP - 2015 (1st)



Keaton McKinney  
RHP - 2015 (Fr.)



Bobby Wernes  
3B - 2015 (Def.)



Jax Biggers  
SS - 2017 (2nd)




Dominic Fletcher  
CF - 2017 (Fr.),  
2018 (Def.),  
2019 (2nd, Def.)



Grant Koch  
C - 2017 (1st),  
2018 (Def.)



Eric Cole  
OF - 2018 (2nd)



Heston Kjerstad  
OF - 2018 (2nd, Fr.),  
2019 (2nd)



Blaine Knight  
RHP - 2018 (2nd)



Casey Martin  
INF - 2018 (2nd, Fr.),  
2019 (2nd)



Carson Shaddy  
INF - 2018 (1st)



Matt Cronin  
RP - 2019 (2nd)



Trevor Ezell  
1B - 2019 (2nd, Def.)



Christian Franklin  
OF - 2019 (Fr.),  
2021 (2nd, Def.)



Matt Goodheart  
DH/UT - 2019 (2nd),  
2021 (1st)



Connor Noland  
SP - 2019 (Fr.),  
2022 (Def.)




Patrick Wicklander  
SP - 2019 (Fr.),  
2021 (2nd)




Kevin Kopps  
RP - 2021 (1st, Def.)




Robert Moore  
2B - 2021 (1st, Def.,  
New.), 2022 (Def.)



Peyton Pallette  
SP - 2021 (Newcomer)



Cayden Wallace  
OF - 2021 (Fr.)



Hagen Smith  
SP - 2022 (Fr.),  
2023 (1st, Def.)



Brady Tygart  
RP - 2022 (Fr.)



Kendall Diggs  
DH/UT - 2023 (2nd)



Tavian Josenberger  
OF - 2023 (Def.)

HISTORY & RECORDS





Gage Wood  
RP - 2023 (Fr.)

### All-SWC Selections (42)

Player, Pos.	Year(s)
Marc Brumble, OF	1977
Kevin Campbell, RHP	1984
Bubba Carpenter, 1B/OF	1989-91
Charlie Corbell, RHP	1982
Greg D'Alexander, 3B	1989-90
Billy Dees, 1B	1982-83
Tim Deitz, RHP	1985
Bobby Edwards, RHP	1987-88
Troy Eklund, OF	1988-89
Fred Farwell, RHP	1985
Tony Gilmore, C	1990
Jeff Hemm, C	1978
John Hennell, 1B	1981
Mark Johnson, OF	1990-91
Jeff King, 3B	1985-86
Ralph Kraus, OF	1986
Steve Krueger, LHP	1979-80
Mike Loggins, OF	1984-85
Tim Lollar, LHP/DH	1978
Scott Loseke, OF	1983
Kevin McReynolds, OF	1980-81
Bill Montgomery, OF	1976
Mike Oquist, RHP	1989
Tom Pagnozzi, C	1983
Steve Parker, RHP	1986
Dave Patterson, 1B	1986
Tim Peters, RHP	1987
Kirk Piskor, C/OF	1991
Scott Pose, OF	1989
Johnny Ray, 2B	1978-79
Ronn Reynolds, C	1979
Norm Roberts, OF	1983, 85
Kenny Rogers, 3B	1981
Andy Skeels, C	1987
Phillip Stidham, RHP	1989-91
Mark Swope, RHP	1989-90
Scott Tabor, RHP	1981-82
Tim Thomas, 2B	1990
Dave Van Horn, 2B	1982
Ed Wallace, 1B	1979
Larry Wallace, SS	1979
Doyle Wilson, C	1986

### SWC All-Tournament Selections (28)

Player, Pos.	Year(s)
Marc Brumble, OF	1979
Bubba Carpenter, 1B	1990
Don Carter, OF	1981
Randell Carter, 2B	1980
Charlie Corbell, P	1983
Tim Deitz, P	1985
Fred Farwell, P	1985
Jeff Hemm, C	1977
John Hennell, 1B	1979-81
Jeff Houck, OF	1990
Jeff King, 3B	1984, 1985
Ralph Kraus, OF	1986
Mike Loggins, OF	1985
Scott Loseke, OF	1982, 1983
Kevin McReynolds, OF	1980 (MVP)
Dave Patterson, 1B	1985 (MVP)
Kirk Piskor, OF	1990
Johnny Ray, 2B	1979
Ronn Reynolds, C	1979, 1980
Norm Roberts, OF	1983, 1985
Mike Robinson, OF	1982
Kenny Rogers, 3B	1981
Andy Skeels, C	1987
Scott Tabor, P	1979
Reggie Thomas, DH/OF	1980, 1981
Dave Van Horn, 2B	1982
Larry Wallace, SS	1979
Doyle Wilson, C	1985

### SEC All-Tournament Selections (31)

Player, Pos.	Year(s)
Jalen Battles, SS	2021 (MVP)
Bo Bigham, 2B	2009
Luke Bonfield, OF/DH	2017
Mark Burnett, 2B	1999
Brent Caldwell, C	1998
Matt Carnes, RHP	1995
Cody Clark, C	2002
Casey Coon, OF	2007
Zack Cox, 3B	2009
Jake Dugger, OF	2004
Scott Epps, C	1992
Matt Goodheart, DH/UT	2019
Danny Hamblin, 1B	2007
Joe Jester, SS	1998, 1999
Kevin Kopps, RHP	2021
Casey Martin, 3B	2018
James McCann, C	2011
Kenderick Moore, 1B/OF	1994, 99
Kacey Murphy, LHP	2017
Rodney Nye, 1B	1998, 1999 (MVP)
Nick Pitts, OF	2003
Kyle Robinson, OF	2011
Nick Schmidt, LHP	2007
David Skeels, C	1995
Chad Spanberger, 1B	2017 (MVP)
Tyler Spoon, OF	2013
Ryne Stanek, RHP	2013
Jess Todd, RHP	2007
Ben Tschepikow, SS	2009
Matt Vinson, OF	2013
Jack Welsh, OF	1998

### CWS All-Tournament Selections (12)

Player, Pos.	Year(s)
Marc Brumble, OF	1979
Dominic Fletcher, CF	2018
Jared Gates, 1B	2018
Jeff King, 3B	1985
Heston Kjerstad, LF	2018
Blaine Knight, RHP	2018
Ralph Kraus, OF	1985
Steve Krueger, LHP	1979
Casey Martin, 3B	2018
Kevin McReynolds, OF	1979
Michael Turner, C	2022
Larry Wallace, SS	1979

# ANDREW BENINTENDI

2015 GOLDEN SPIKES AWARD WINNER

2015 DICK HOWSER TROPHY WINNER

2015 SEC PLAYER OF THE YEAR

2015 SEC MALE ATHLETE OF THE YEAR


BATTING AVERAGE: .376

ON-BASE PERCENTAGE: .488

SLUGGING PERCENTAGE: .717

HOME RUNS: 20

RUNS BATTED IN: 57



USA  
BASEBALL



CHARACTER

## The Dick Howser Trophy™

Awarded to America's Outstanding Collegiate Baseball Player  
Selected by the National Collegiate Baseball Writers Association  
Founded by the St. Petersburg Area Chamber of Commerce® - 1987



# KEVIN KOPPS

2021 GOLDEN SPIKES AWARD WINNER

2021 DICK HOWSER TROPHY WINNER

2021 SEC PITCHER OF THE YEAR

2021 NCBWA STOPPER OF THE YEAR

12-1 WITH 11 SAVES IN 89.2 INNINGS

SCHOOL RECORD 0.90 ERA

131 STRIKEOUTS



Presented Annually To  
America's Outstanding College Baseball Player  
Selected by the  
College Baseball Writers Association  
Founded by  
Tampa, Florida, Chamber of Commerce



# A || MLB DRAFT (259)

Key: Players selected in the June first-year player draft unless otherwise noted. Following the 1987 season there has only been one draft (June Draft). The first MLB Draft was held in 1965. Prior to 1965, players just signed professional contracts once their collegiate careers were over.

S - Selected in January draft

% - Selected in June secondary draft

\* - Played or plays in the Major Leagues

^ - Returned to school

## First-Round Razorbacks (9)

Year	Player	Team	Rd (Pick)
1981	Kevin McReynolds, OF	Padres	1st (6)
1986	Jeff King, SS/3B	Pirates	1st (1)
1999	David Walling, RHP	Yankees	1st (27)
2007	Nick Schmidt, LHP	Padres	1st (23)
2008	Logan Forsythe, 3B	Padres	1st (46)
2010	Zack Cox, 3B	Cardinals	1st (25)
2013	Ryne Stanek, RHP	Rays	1st (29)
2015	Andrew Benintendi, OF	Red Sox	1st (7)
2020	Heston Kjerstad, OF	Orioles	1st (2)

## 1965 (1)

Bill Gray, OF	Twins	37th (665)
---------------	-------	------------

## 1973 (4)

Keith Cochran, 2B	Cardinals	33rd (683)
Thurman Smith, OF	Cardinals	45th (733)
Tommy Neal, OF	Cardinals	47th (737)
Stephen Ballard, 1B	Cardinals	48th (739)

## 1975 (1)

Richard Miller, P	Astros	15th (350)
-------------------	--------	------------

## 1976 (1)

Byron Ormsby, SS	Red Sox	16th (382)
------------------	---------	------------

## 1977 (1)

Tim Lollar, LHP**	Indians	5th (115)
-------------------	---------	-----------

## 1978 (3)

Tim Lollar, LHP*	Yankees	4th (104)
Arvis Harper, OF	Astros	14th (349)
Bill Bakewell, RHP^	Reds	28th (657)

## 1979 (2)

Ronn Reynolds, C**	White Sox	5th (109)
Johnny Ray, 2B*	Astros	12th (294)

## 1980 (5)

Steve Krueger, LHP	Mariners	4th (84)
Ronn Reynolds, C*	Mets	5th (105)
John Hennell, 1B^	Mets	15th (365)
Randall Carter, 2B	Rangers	19th (482)
Todd Zacher, 3B^	Dodgers	28th (684)

## 1981 (7)

Kevin McReynolds, OF*	Padres	1st (6)
Reggie Thomas, OF	Tigers	8th (197)
Scott Tabor, RHP^	Braves	12th (296)
Don Carter, OF	Expos	12th (302)
John Hennell, 1B	Padres	13th (316)
Todd Zacher, 3B	Giants	23rd (579)
Ed Vidmar, P	White Sox	32nd (770)

## 1982 (5)

Chris Shaddy, SS	Blue Jays	8th (186)
Dave Van Horn, 2B	Braves	10th (245)
Scott Tabor, RHP	Tigers	11th (282)
Ed Myers, RHP	Athletics	12th (313)
Scott Glanz, P	Angels	13th (321)

## 1983 (5)

Mike Robinson, OF	Cardinals	5th (130)
Tom Pagnozzi, C*	Cardinals	8th (208)
Scott Loseke, OF	Reds	11th (264)
Charlie Corbell, RHP	Giants	21st (534)
Bobby Joe Edmonds, OF%	Cardinals	3rd (55)

## 1984 (4)

Brett Harrison, SS	Cardinals	4th (87)
Jim Ward, 2B	Dodgers	5th (129)
Mark Berry, C	Reds	6th (137)
Derrick Richardson, 3B%^	Cubs	2nd (39)

## 1985 (10)

Mike Loggins, OF	Royals	3rd (71)
Ellis Roby, 2B	Braves	5th (120)
Tim Deitz, RHP	Reds	6th (136)
Mark Jackson, INF/OF	Cardinals	8th (202)
Norm Roberts, OF	Orioles	8th (203)
Fred Farwell, LHP	Dodgers	10th (246)
Gary Murphy, RHP	Astros	14th (352)
Gary Curtis, SS	Reds	20th (500)
Derrick Richardson, INF	Phillies	21st (538)
Howard Hilton, RHP*	Cardinals	22nd (566)

## 1986 (7)

Jeff King, SS/3B*	Pirates	1st (1)
Kevin Campbell, RHP*	Dodgers	5th (120)
Doyle Wilson, C	Indians	10th (239)
Ralph Kraus, OF	Yankees	10th (262)
Steve Parker, LHP	Cubs	12th (298)
Dave Patterson, 1B	Giants	14th (344)
Bob Chadwick, P%	Brewers	6th (92)

## 1987 (8)

Andy Skeels, C	Padres	7th (172)
Jim Kremers, 3B/OF**	Reds	8th (206)
Keith Helton, LHP	Mariners	14th (344)
Spencer Wilkinson, RHP	Rangers	14th (362)

Ray Harris, LHP^	Angels	14th (368)
Tim Sherrill, LHP*	Cardinals	18th (461)
Mike Sisco, SS	Mariners	20th (500)
John Cebuhar, LHP^	Reds	22nd (569)

## 1988 (4)

Jim Kremers, C*	Braves	2nd (33)
John Cebuhar, LHP	Cardinals	14th (366)
Ray Harris, LHP	Athletics	22nd (567)
Troy Eklund, OF^	Indians	35th (891)

## 1989 (7)

Cole Hyson, RHP	Astros	9th (228)
Mike Oquist, RHP*	Orioles	13th (321)
Troy Eklund, OF	Rangers	25th (637)
Dennis Fletcher, P	Cardinals	28th (716)
Greg D'Alexander, 3B/C^	Orioles	31st (789)
Scott Pose, OF*	Reds	34th (885)
Rod Stillwell, SS	Royals	60th (1,417)

## 1990 (3)

Tony Gilmore, C	Astros	8th (218)
Phil Stidham, RHP**	Braves	11th (282)
Mark Swope, RHP	Twins	11th (293)

## 1991 (4)

Doug Bennett, RHP	Dodgers	5th (144)
Phil Stidham, RHP*	Tigers	15th (401)
Mark Johnson, OF	Royals	17th (445)
Brian Dennison, LHP	Brewers	23rd (599)

## 1992 (1)

Allen Williams, 3B	Red Sox	46th (1,290)
--------------------	---------	--------------

## 1993 (3)

Tom Czanstkowski, RHP	Astros	26th (728)
Ryan Whitaker, RHP	Athletics	27th (769)
Kortney Paul, C^	Cardinals	48th (1,332)

## 1994 (4)

Bob Hughes, OF	Expos	18th (504)
Doyle Preston, 3B/1B	Reds	35th (968)
Scott Cunningham, RHP	Cardinals	37th (1,034)
Todd Abbott, RHP^	Indians	38th (1,053)

## 1995 (6)

Jeff Parsons, SS	Mets	5th (133)
Alan Mahaffey, LHP	Twins	16th (436)
Tim Mosley, RHP	Cubs	27th (756)
Ty Bilderback, OF	Angels	31st (844)
Chris Clark, OF^	Tigers	35th (966)
Todd Abbott, RHP	Athletics	44th (1,212)

## 1996 (4)

Jason Stephens, RHP	Angels	9th (265)
Kit Pellow, OF*	Royals	22nd (649)
Richie Nye, RHP	Twins	23rd (667)
Barry Lunnery Jr., LHP^	Twins	45th (1,316)

## 1997 (6)

Matt Carnes, RHP	Twins	7th (213)
Matt Erickson, 3B*	Marlins	7th (216)
Jeremy Jackson, OF	Rockies	8th (252)
Chris Clark, OF	Marlins	34th (1,026)
Dan Wright, RHP**	Braves	46th (1,359)
Jason McConnell, 2B	Twins	48th (1,384)

## 1998 (2)

Ryan Lundquist, OF^	Twins	10th (289)
Eric Hinske, 3B*	Cubs	17th (496)

## 1999 (7)

David Walling, RHP	Yankees	1st (27)
Dan Wright, RHP*	White Sox	2nd (64)
Rodney Nye, 3B	Mets	7th (226)
Joe Jester, INF	Giants	7th (228)
Ryan Lundquist, OF	Reds	8th (248)
Kevin Vent, RHP	Giants	8th (258)
Mark Burnett, 2B	Reds	20th (608)

## 2000 (3)

Cliff Lee, LHP*	Expos	4th (104)
Matt Riethmaier, RHP	Phillies	5th (145)
Brad Bohannon, RHP	White Sox	28th (832)



Jeff King was selected by the Pittsburgh Pirates with the first overall pick of the 1986 MLB Draft, going on to play 11 seasons with the Pirates and Kansas City Royals. He is one of nine Razorbacks to be drafted in the first round.



**2001 (3)**

Wes McCrotty, LHP	Marlins	23rd (692)
Brian Kirby, C	Indians	31st (937)
Charlie Isaacson, RHP <sup>^</sup>	Cubs	34th (1,008)

**2002 (2)**

Charlie Isaacson, RHP	Yankees	29th (876)
Gary Hogan, RHP	Rangers	32nd (952)

**2003 (4)**

Scott Roehl, RHP	Indians	10th (288)
Andrew Wishy, OF	Rangers	12th (346)
Jarrett Gardner, RHP	Red Sox	19th (564)
Ryan Fox, OF	Rockies	21st (617)

**2004 (5)**

Jay Sawatski, LHP	Twins	8th (241)
Brady Toops, C	Cardinals	10th (300)
Haas Pratt, 1B	Athletics	30th (907)
Clint Brannon, LHP	Rangers	34th (1,011)
Adam Burton, C	Cardinals	38th (1,140)

**2005 (3)**

Scott Bridges, INF	Giants	8th (278)
Scott Hode, SS	Cubs	24th (730)
Casey Rowlett, OF/INF	Cardinals	32nd (980)

**2006 (5)**

Danny Hamblin, 1B <sup>^</sup>	Athletics	9th (278)
Craig Gentry, OF <sup>*</sup>	Rangers	10th (298)
Blake Parker, C <sup>*</sup>	Cubs	16th (479)
Devin Collis, LHP	Rockies	26th (768)
Daryl Maday, RHP	Giants	30th (896)

**2007 (9)**

Nick Schmidt, LHP	Padres	1st (23)
Duke Welker, RHP <sup>*</sup>	Pirates	2nd (68)
Jess Todd, RHP <sup>*</sup>	Cardinals	2nd (82)
Danny Hamblin, 1B/3B	Athletics	10th (330)
Chris Rhoads, RHP	Phillies	28th (863)
Brian Walker, C	Angels	29th (898)
Jacob Julius, OF	Orioles	33rd (997)
Jake Dugger, OF	Nationals	49th (1,417)
Matt Willard, SS	Indians	49th (1,423)

**2008 (4)**

Logan Forsythe, 3B <sup>*</sup>	Padres	1st (46)
Cliff Springston, LHP	Rangers	11th (333)
Jeff Nutt, C	Yankees	25th (770)
Aaron Murphree, OF	Padres	27th (825)

**2009 (6)**

Dallas Keuchel, LHP <sup>*</sup>	Astros	7th (221)
Stephen Richards, LHP	Marlins	8th (248)
Scott Lyons, INF	Royals	15th (452)
Ben Tschepikow, INF	Royals	17th (512)
Mike Bolsinger, RHP <sup>^</sup>	Athletics	33rd (993)
Ryan Cisterna, C	Angels	34th (1,041)

**2010 (8)**

Zack Cox, 3B	Cardinals	1st (25)
Brett Eibner, CF <sup>*</sup>	Royals	2nd (54)
Drew Smyly, LHP <sup>*</sup>	Tigers	2nd (68)
Andy Wilkins, 1B <sup>*</sup>	White Sox	5th (158)
Mike Bolsinger, RHP <sup>*</sup>	Diamondbacks	15th (451)
Collin Kuhn, LF <sup>^</sup>	Tigers	15th (463)
Jordan Pratt, RHP	Tigers	16th (493)
Jeremy Heatley, RHP	Marlins	22nd (677)

**2011 (6)**

James McCann, C <sup>*</sup>	Tigers	2nd (76)
Collin Kuhn, OF	White Sox	17th (531)
Trent Daniel, LHP <sup>^</sup>	Tigers	23rd (707)
Kyle Robinson, OF	White Sox	28th (861)
Jarrold McKinney, OF	Astros	31st (940)
Geoffrey Davenport, LHP	Indians	43rd (1,298)

**2012 (8)**

Matt Reynolds, INF <sup>*</sup>	Mets	2nd (71)
Nolan Sanburn, RHP	Athletics	2nd (74)
DJ Baxendale, RHP	Twins	10th (310)
Tim Carver, INF	Phillies	19th (608)
Sam Bates, OF	Royals	28th (893)
Randall Fant, LHP <sup>^</sup>	Indians	29th (893)
Derrick Bleeker, OF/RHP	Orioles	37th (1,122)
Jacob Morris, OF <sup>^</sup>	Indians	37th (1,133)



Heston Kjerstad, who made his major league debut in 2023, was selected by the Baltimore Orioles with the second overall pick of the 2020 MLB Draft, becoming the second-highest draft selection in Razorback history.

**2013 (11)**

Ryne Stanek, RHP <sup>*</sup>	Rays	1st (29)
Colby Suggs, RHP	Marlins	2nd (73)
Barrett Astin, RHP <sup>*</sup>	Brewers	3rd (90)
Dominic Ficociello, INF	Tigers	12th (366)
Trent Daniel, LHP	Rockies	17th (499)
Brandon Moore, RHP	Brewers	17th (512)
Jacob Morris, OF	White Sox	24th (723)
Tyler Wright, LHP	Mariners	26th (777)
Randall Fant, RHP	Astros	29th (857)
Eric Fisher, INF <sup>^</sup>	Marlins	30th (892)
Matt Vinson, OF	Diamondbacks	37th (1,110)

**2014 (6)**

Brian Anderson, INF <sup>*</sup>	Marlins	3rd (76)
Chris Oliver, RHP	Phillies	4th (112)
Jalen Beeks, LHP <sup>*</sup>	Red Sox	12th (374)
Michael Gunn, RHP	Red Sox	16th (494)
Eric Fisher, 1B	Marlins	17th (497)
Tyler Spoon, OF <sup>^</sup>	Athletics	36th (1,092)

**2015 (4)**

Andrew Benintendi, OF <sup>*</sup>	Red Sox	1st (7)
Trey Killian, RHP	Rockies	9th (257)
Bobby Wernes, INF	Astros	30th (889)
Tyler Spoon, OF	Red Sox	35th (1,041)

**2016 (6)**

Zach Jackson, RHP <sup>*</sup>	Blue Jays	3rd (102)
Clark Eagan, OF	Pirates	9th (285)
Dominic Taccolini, RHP <sup>^</sup>	Blue Jays	16th (492)
Michael Bernal, SS	Giants	29th (876)
Doug Willey, RHP	Angels	32nd (966)
James Teague, RHP	Orioles	37th (1,111)

**2017 (6)**

Trevor Stephan, RHP <sup>*</sup>	Yankees	3rd (92)
Chad Spanberger, INF	Rockies	6th (176)
Cannon Chadwick, RHP	Mets	9th (277)
Dominic Taccolini, RHP	Padres	10th (288)
Blaine Knight, RHP <sup>^</sup>	Rangers	29th (884)
Josh Alberius, RHP	Marlins	36th (1,079)

**2018 (11)**

Blaine Knight, RHP	Orioles	3rd (87)
Eric Cole, OF	Royals	4th (122)
Grant Koch, C	Pirates	5th (144)
Jax Biggers, INF	Rangers	8th (239)
Carson Shaddy, INF	Nationals	10th (311)
Kacey Murphy, LHP	Tigers	11th (315)
Evan Lee, LHP <sup>*</sup>	Nationals	15th (461)
Barrett Loseke, RHP	Yankees	17th (517)
Jake Reindl, RHP	Cubs	17th (518)
Isaiah Campbell, RHP <sup>^</sup>	Angels	24th (721)
Zack Plunkett, C <sup>^</sup>	Diamondbacks	37th (1,119)

**2019 (7)**

Dominic Fletcher, OF <sup>*</sup>	Diamondbacks	CBB (75)
Isaiah Campbell, RHP <sup>*</sup>	Mariners	CBB (76)
Matt Cronin, RHP	Nationals	4th (123)
Jack Kenley, INF	Tigers	8th (232)
Jacob Kostyshock, RHP	Rockies	8th (249)
Cody Scroggins, RHP	Red Sox	9th (287)
Zack Plunkett, RHP	Dodgers	20th (611)

**2020 (2)**

Heston Kjerstad, OF <sup>*</sup>	Orioles	1st (2)
Casey Martin, INF	Phillies	3rd (87)

**2021 (9)**

Kevin Kopps, RHP	Padres	3rd (99)
Christian Franklin, OF	Cubs	4th (123)
Ryan Costeiu, RHP	Angels	7th (201)
Casey Opitz, C	Cubs	8th (244)
Patrick Wicklander, LHP	Rays	8th (251)
Lael Lockhart, LHP	Dodgers	9th (282)
Caden Monke, LHP	Royals	14th (409)
Elijah Trest, RHP <sup>^</sup>	Rockies	19th (560)
Charlie Welch, C	Mariners	19th (564)

**2022 (9)**

Cayden Wallace, INF	Royals	2nd (49)
Peyton Pallette, RHP	White Sox	2nd (62)
Robert Moore, INF	Brewers	CB-B (72)
Jalen Battles, INF	Rays	5th (164)
Evan Taylor, LHP	Marlins	9th (262)
Connor Noland, RHP	Cubs	9th (263)
Michael Turner, C	White Sox	9th (281)
Zebulon Vermillion, RHP	Mets	10th (299)
Mark Adamiak, RHP	Athletics	15th (454)

**2023 (7)**

Jaxon Wiggins, RHP	Cubs	2nd-C (68)
Hunter Hollan, LHP	Reds	3rd (74)
Tavian Josenberger, OF	Orioles	3rd (100)
Jace Bohrofen, OF	Blue Jays	6th (184)
Jared Wegner, OF	Yankees	9th (282)
Cody Adcock, RHP	Reds	13th (378)
Caleb Cali, INF	Mariners	16th (487)

# 65

Former Arkansas players have made an appearance in Major League Baseball, starting with Chuck Tompkins in 1912.

### DRAFT FACTS

Arkansas has had at least one player selected in each of the past 49 MLB drafts, dating back to 1975. The Razorbacks have had double-digit players selected in a single draft on three occasions: 1985 (10), 2013 (11) and 2018 (11). Since 2018, no school in the country has had more overall draft selections than Arkansas (45).

### PUT A RING ON IT

Ryne Stanek is the most recent Razorback to win a World Series championship, doing so in 2022 with the Houston Astros. Stanek is one of six Razorbacks to win an MLB title, along with Dick Hughes (1967, St. Louis Cardinals), Eric Hinske (2007, Boston Red Sox; 2009, New York Yankees), Dallas Keuchel (2017, Houston), Andrew Benintendi (2018, Boston) and Drew Smyly (2021, Atlanta Braves).

### THREE HOGS MAKE MLB DEBUTS IN 2023

Isaiah Campbell (Seattle Mariners), Dominic Fletcher (Arizona Diamondbacks) and Heston Kjerstad (Baltimore Orioles) became the 63rd, 64th and 65th Razorbacks, respectively, to make their MLB debuts. All three, who played under current Arkansas head coach Dave Van Horn, broke into the big leagues during the 2023 season.

### BEST OF THE BEST

Kevin McReynolds leads all ProHogs with 211 career home runs after a 12-year MLB playing career. Johnny Ray, who spent 10 years in the MLB, boasts a ProHogs-best 1,502 career base hits. Four-time All-Star and 2008 American League Cy Young Award winner Cliff Lee holds nearly every ProHogs pitching record, including 143 wins and 1,824 strikeouts in 2,156.2 innings.

## PROHOGS AT THE PLATE

Name	Yrs	From	To	ASG	G	PA	AB	R	H	2B	3B	HR	RBI	SB	CS	BB	SO	BA	OBP	SLG	OPS	Yrs at Ark
<b>Brian Anderson</b>	<b>7</b>	<b>2017</b>	<b>2023</b>	<b>0</b>	<b>627</b>	<b>2,522</b>	<b>2,222</b>	<b>287</b>	<b>559</b>	<b>118</b>	<b>11</b>	<b>66</b>	<b>273</b>	<b>14</b>	<b>8</b>	<b>237</b>	<b>611</b>	<b>.252</b>	<b>.336</b>	<b>.404</b>	<b>.740</b>	<b>2012-14</b>
<b>Andrew Benintendi</b>	<b>8</b>	<b>2016</b>	<b>2023</b>	<b>1</b>	<b>896</b>	<b>3,784</b>	<b>3,353</b>	<b>468</b>	<b>925</b>	<b>203</b>	<b>20</b>	<b>78</b>	<b>429</b>	<b>82</b>	<b>27</b>	<b>361</b>	<b>663</b>	<b>.276</b>	<b>.347</b>	<b>.418</b>	<b>.765</b>	<b>2014-15</b>
Bud Bloomfield	2	1963	1964	0	8	7	7	1	1	0	0	0	0	0	0	0	0	.143	.143	.143	.286	1955-56
Bubba Carpenter	1	2000	2000	0	15	31	27	4	6	0	0	3	5	0	0	4	13	.222	.323	.356	.878	1988-91
Cody Clark	1	2013	2013	0	16	40	38	1	4	1	0	0	0	0	0	1	15	.105	.128	.132	.260	2001-02
Chuck Corgan	2	1925	1927	0	33	113	104	7	23	2	1	0	1	0	2	7	13	.221	.270	.260	.530	1922-25
Al "Boyd" Cypert	1	1914	1914	0	1	1	1	0	0	0	0	0	0	0	0	0	1	.000	.000	.000	.000	1912
Brett Eibner	3	2016	2020	0	87	244	220	24	42	10	1	8	28	0	2	21	67	.191	.263	.355	.618	2008-10
Babe Ellison	5	1916	1920	0	135	395	348	32	75	13	4	1	42	9	1	30	55	.216	.282	.285	.566	1914-16
Matt Erickson	1	2004	2004	0	4	6	6	0	1	0	0	0	0	0	0	0	1	.167	.167	.167	.333	1995-97
<b>Dominic Fletcher</b>	<b>1</b>	<b>2023</b>	<b>2023</b>	<b>0</b>	<b>28</b>	<b>102</b>	<b>93</b>	<b>10</b>	<b>28</b>	<b>5</b>	<b>1</b>	<b>2</b>	<b>14</b>	<b>0</b>	<b>2</b>	<b>7</b>	<b>22</b>	<b>.301</b>	<b>.350</b>	<b>.441</b>	<b>.791</b>	<b>2017-19</b>
Logan Forsythe	10	2011	2020	0	970	3,540	3,120	389	762	150	13	71	307	42	16	343	757	.244	.326	.369	.695	2006-08
Craig Gentry	10	2009	2018	0	601	1,402	1,242	180	325	47	14	7	104	94	20	102	250	.262	.333	.339	.672	2005-06
Eric Hinske	12	2002	2013	0	1,387	4,310	3,797	549	947	240	18	137	522	61	21	452	949	.249	.332	.430	.762	1996-98
Randy Jackson	10	1950	1959	2	955	3,549	3,203	412	835	115	44	103	415	36	16	281	382	.261	.320	.421	.741	1944
Skeeter Kell	1	1952	1952	0	75	236	213	24	47	8	3	0	17	5	1	14	18	.221	.275	.286	.562	1948-51
Jeff King	11	1989	1999	0	1,201	4,812	4,262	600	1,091	222	18	154	709	75	32	442	584	.256	.324	.425	.749	1984-86
<b>Heston Kjerstad</b>	<b>1</b>	<b>2023</b>	<b>2023</b>	<b>0</b>	<b>13</b>	<b>33</b>	<b>30</b>	<b>3</b>	<b>7</b>	<b>1</b>	<b>0</b>	<b>2</b>	<b>3</b>	<b>0</b>	<b>0</b>	<b>2</b>	<b>10</b>	<b>.233</b>	<b>.281</b>	<b>.467</b>	<b>.748</b>	<b>2018-20</b>
Jimmy Kremers	1	1990	1990	0	29	79	73	7	8	1	1	1	2	0	0	6	27	.110	.177	.192	.369	1985-88
<b>James McCann</b>	<b>10</b>	<b>2014</b>	<b>2023</b>	<b>1</b>	<b>852</b>	<b>3,074</b>	<b>2,828</b>	<b>290</b>	<b>683</b>	<b>119</b>	<b>10</b>	<b>84</b>	<b>342</b>	<b>14</b>	<b>10</b>	<b>181</b>	<b>791</b>	<b>.242</b>	<b>.294</b>	<b>.380</b>	<b>.674</b>	<b>2009-11</b>
Kevin McReynolds	12	1983	1994	0	1,502	6,039	5,423	727	1,439	284	35	211	807	93	32	522	707	.265	.328	.447	.775	1979-81
Tom Pagnozzi	12	1987	1998	1	927	3,142	2,896	247	733	153	11	44	320	18	21	189	450	.253	.299	.359	.658	1983
Kit Pellow	3	2002	2004	0	99	227	202	27	52	9	2	4	19	2	1	17	68	.257	.335	.381	.716	1995-96
Scott Pose	4	1993	2000	0	202	353	313	52	75	7	1	0	21	9	6	38	50	.240	.321	.268	.589	1987-89
Johnny Ray	10	1981	1990	1	1,353	5,664	5,188	604	1,502	294	36	53	594	80	49	353	329	.290	.333	.391	.724	1978-79
<b>Matt Reynolds</b>	<b>6</b>	<b>2016</b>	<b>2023</b>	<b>0</b>	<b>225</b>	<b>528</b>	<b>475</b>	<b>57</b>	<b>109</b>	<b>19</b>	<b>3</b>	<b>7</b>	<b>42</b>	<b>5</b>	<b>2</b>	<b>45</b>	<b>163</b>	<b>.230</b>	<b>.301</b>	<b>.326</b>	<b>.627</b>	<b>2010-12</b>
Ronn Reynolds	6	1982	1990	0	143	381	356	22	67	12	0	4	21	0	1	18	96	.188	.228	.256	.483	1979-80
John Vann	1	1913	1913	0	1	1	1	0	0	0	0	0	0	0	0	0	1	.000	.000	.000	.000	1910
Andy Wilkins	2	2014	2016	0	43	72	67	5	9	3	0	1	5	1	0	5	32	.134	.194	.224	.418	2008-10
Roy Wood	3	1913	1915	0	119	362	333	33	77	12	4	1	20	7	11	16	47	.231	.285	.300	.585	1912-13

## PROHOGS ON THE MOUND

Name	Yrs	From	To	ASG	W	L	W-L%	ERA	G	GS	GF	CG	SHO	SV	IP	H	R	ER	HR	BB	IBB	SO	HBP	BK	WP	BF	Yrs at Ark
Darrel Akerfelds	5	1986	1991	0	9	10	.474	5.08	125	13	33	1	0	3	233.2	216	146	132	36	127	16	129	13	1	21	1,047	1981-82
Barrett Astin	1	2017	2017	0	0	0	--	6.75	6	0	1	0	0	0	8.0	9	6	6	2	7	0	2	2	0	0	41	2011-13
<b>Jalen Beeks</b>	<b>5</b>	<b>2018</b>	<b>2023</b>	<b>0</b>	<b>16</b>	<b>11</b>	<b>.593</b>	<b>4.38</b>	<b>131</b>	<b>19</b>	<b>23</b>	<b>0</b>	<b>0</b>	<b>5</b>	<b>277.2</b>	<b>279</b>	<b>146</b>	<b>135</b>	<b>30</b>	<b>11</b>	<b>1</b>	<b>274</b>	<b>15</b>	<b>0</b>	<b>11</b>	<b>1,210</b>	<b>2013-14</b>
Sid Benton	1	1922	1922	0	0	0	--	--	1	0	0	0	0	0	0.0	0	0	0	0	2	--	0	0	0	0	2	1912
Mike Bolsinger	4	2014	2017	0	8	19	.296	4.92	48	41	2	0	0	0	230.2	251	138	126	34	98	5	210	6	2	9	1,022	2008-10
<b>Isaiah Campbell</b>	<b>1</b>	<b>2023</b>	<b>2023</b>	<b>0</b>	<b>4</b>	<b>1</b>	<b>.800</b>	<b>2.83</b>	<b>27</b>	<b>0</b>	<b>9</b>	<b>0</b>	<b>0</b>	<b>1</b>	<b>28.2</b>	<b>22</b>	<b>9</b>	<b>9</b>	<b>2</b>	<b>13</b>	<b>1</b>	<b>33</b>	<b>1</b>	<b>1</b>	<b>2</b>	<b>120</b>	<b>2016-19</b>
Kevin Campbell	5	1991	1995	0	4	3	.571	4.55	77	5	18	0	0	1	138.1	127	72	70	11	80	4	83	3	0	5	604	1984-86
Brett Eibner	3	2016	2020	0	0	0	--	13.50	3	0	2	0	0	0	3.1	7	7	5	2	4	1	4	0	0	1	21	2008-10
Gerry Hannahs	4	1976	1979	0	3	7	.300	5.07	16	12	2	0	0	1	71.0	76	51	40	11	42	1	42	0	0	7	326	1971-74
Howard Hilton	1	1990	1990	0	0	0	--	0.00	2	0	1	0	0	0	3.0	2	0	0	0	3	0	2	0	0	0	14	1984-85
Dick Hughes	3	1966	1968	0	20	9	.690	2.79	68	34	17	13	4	8	307.0	221	101	95	29	76	12	230	7	2	8	1,205	1957-58
<b>Zach Jackson</b>	<b>2</b>	<b>2022</b>	<b>2023</b>	<b>0</b>	<b>4</b>	<b>4</b>	<b>.500</b>	<b>2.86</b>	<b>73</b>	<b>0</b>	<b>16</b>	<b>0</b>	<b>0</b>	<b>4</b>	<b>66.0</b>	<b>46</b>	<b>25</b>	<b>21</b>	<b>2</b>	<b>43</b>	<b>3</b>	<b>90</b>	<b>2</b>	<b>0</b>	<b>14</b>	<b>282</b>	<b>2014-16</b>
Charles Jamerson	1	1924	1924	0	0	0	--	18.00	1	0	1	0	0	0	1.0	1	2	2	0	3	--	0	0	0	0	7	1919-21
<b>Dallas Keuchel</b>	<b>12</b>	<b>2012</b>	<b>2023</b>	<b>2</b>	<b>103</b>	<b>92</b>	<b>.528</b>	<b>4.02</b>	<b>278</b>	<b>263</b>	<b>4</b>	<b>12</b>	<b>4</b>	<b>0</b>	<b>1625.2</b>	<b>1,639</b>	<b>785</b>	<b>727</b>	<b>172</b>	<b>507</b>	<b>11</b>	<b>1,243</b>	<b>39</b>	<b>0</b>	<b>60</b>	<b>6,876</b>	<b>2007-09</b>
Les Lancaster	7	1987	1993	0	41	28	.594	4.05	323	39	110	3	1	22	703.2	715	345	317	60	261	45	408	11	14	28	3,032	1982-84
Cliff Lee	13	2002	2014	4	143	91	.611	3.52	328	324	1	29	12	0	2156.2	2,116	923	843	223	464	12	1,824	50	2	41	8,917	2000



<b>A</b>	
Abbott, Todd	1994, '95
Abbott, Williams Lewis	1970
Abramczyk, John Paul	1959, '60, '61
Achenback, C.H.	1913
Adamiak, Mark	2020, '22
Adams, Blake	2020, '21
Adams, Harold Eugene	1948, '49
Adcock, Cody	2023
Aikman, Bruce Lynn	1951
Akerfelds, Darrel	1981, '82
Alberius, Josh	2014, '15, '16, '17
Alexander, George Baker	1958
Alexander, John	1949
Alexander, Otto	1908
Alexander, Tim	1978
Allen, Joe	1911
Anderson, Brian	2012, '13, '14
Anderson, Pat	1977, '78
Andree, James M.	1972, '73, '74
Arledge, Jake	2016, '17
Arnold, Charles	1965
Arnold, Clint	2005, '06
Asbill, Teddy	1976, '77
Ash, Jeff	1979, '80
Astin, Barrett	2011, '12, '13
Atha, Larry D.	1979, '80, '81
Atkins, Donald	1979, '80, '81
Atkins, Howard Cullin Jr.	1966
Atkins, Kyle	2010, '11
Austell, Tom	1903
Austin, Cole	2020
Ayers, James	1926

<b>B</b>	
Baber, Oscar	1910, '11, '12
Backham, David C.	1972, '73
Bailey, Kenneth	1966
Baker, J.P.	1929
Baker, Terry Lee	1967, '68
Bakewell, Bill	1977, '78, '79
Ballard, Keach	1982
Ballard, Stephen D.	1972, '73
Balay, John	1949, '50, '51
Bane, James Harrison	1963, '64
Barksdale, Ronald Douglas	1964, '65
Barr, Brandon	2007
Barton, Larry	1982, '83
Bates, Ethan	2021
Bates, Sam	2011, '12
Battles, Jalen	2021, '22
Baxendale, Blake	2014
Baxendale, DJ	2010, '11, '12
Beckemeyer, Lyle	1992, '93
Beeks, Jalen	2013, '14
Benard, Joe	1905, '06
Benberg, John	1982
Benintendi, Andrew	2014, '15
Bennett, Dick	1925
Bennett, Doug	1989, '90, '91
Bennett, George	1927
Bennett, J.G.	1921, '22
Benninghoff, Jack	2016
Benton, Sid	1912
Bernal, Michael	2014, '15, '16
Berry, Layne	2001, '02
Berry, Mark	1983, '84
Bertotti, Mike	1984

Biggers, Jax	2017, '18
Bigham, Bo	2009, '10, '11, '12
Bigham, Bryan	2009
Bilderback, Ty	1992, '93, '94, '95
Birch, Brent	1990, '91, '92, '93
Birel, William George	1967, '68
Bishop, William E.	1969, '70
Black, Dave	1903
Black, H.	1912
Black, John	1919, '20, '21
Black, Neeley	1905
Blackburn, W.D.	1929
Blackwood, Jerry Don	1968, '69, '70
Blagg, Billy Justin	1950, '52, '53
Blair	1906
Bleeker, Derrick	2010, '12
Block, Dave	1903, '05
Bloomfield, Bud	1955, '56
Blum, Greg	1999, 2000
Bobb, Randy	1987, '88
Boever, David	1988
Bogan, Charles	1954, '55
Bohannon, Brad	1999, 2000
Bohart, G.T.	1905, '06
Bohrofen, Jace	2022, '23
Bolden, Caleb	2018, '20, '21
Bollman, Brett	2005
Bolsinger, Mike	2008, '09, '10
Bolton, John	2023
Bond, Brock	2005
Bone, George Thomas	1955, '56
Bone, Jim	1961, '62, '63
Bonfield, Luke	2015, '16, '17, '18
Bonnin, Bryce	2018
Booker, P.	1903
Bosco, Jimmy	2012
Boyce, Charley	2003, '04, '05, '06
Bowden, William P.	1952, '53, '54
Bowen, Luther	1994, '96
Bracken, Issac	2022
Bradbury, Ralph	1974, '75, '76, '77
Bradford, Hollis	1922
Bradford, James	1976, '77
Bradley, Eugene Alford	1953
Bradley, Keith	1995, '96
Brail, Rick	1991
Brannon, Clint	2000, '03, '04
Brazil, Ernest	1919
Breeden, Bill	1969, '70, '71
Brenton, Gene Thomas	1963, '64, '65
Brewer, Dale	1928, '29
Brewer, Timothy	1973, '74
Bridges, Scott	2002, '03, '04, '05
Briggs, Oscar	1899, 1902
Brocaill, Scott	1991, '92, '93, '94
Broadway, Barry	1980
Brown, Charles Arthur	1952
Brown, Dale	1977
Brown, Dan	1990, '91
Brown, John	1924, '25
Brown, Silas Christian	1949, '50, '51
Broyles, Franco	2011
Brumble, Marc	1976, '77, '78
Bryan, Chris	1988, '89
Bryan, Lemuel	1902, '03
Buchanan, F.E.	1908
Buckley, S.S.	1913
Buckley, Virgil	1912



Zack Cox earned All-America nods during both of his seasons (2009, 2010) with the Razorbacks.

Bulgarelli, Mark	1976, '77, '78, '79
Bull, Scott	1972, '76
Bumpers, Mike	1992
Burch, Matt	2017
Burgess, John	1986
Burnett, Mark	1998, '99
Burton, Jacob	2019, '20
Burton, P.O.	1898
<b>Bybee, Ben</b>	<b>2023</b>

<b>C</b>	
Caldwell, Brent	1997, '98
Caldwell, Robert	1947
Calhoon, Jim	1987, '88, '89
Cali, Caleb	2023
Callaway, Jerry	1978
Campbell, Dan	1987
Campbell, Isaiah	2016, '18, '19
Campbell, Kevin	1984, '85, '86
Campbell, Mike	1968
Caple, Donald Lee	1963, '64, '65
Carlton, Jerry	1960, '61, '62
Carnes, Matt	1995, '96, '97
Carpenter, Bubba	1988, '89, '90, '91
Carpenter, Jay	1988, '89, '90
Carpenter, Lewis	1951, '52, '53
Carpenter, Preston	1954, '55, '56
Carr, J.F.	1898
Carson, Randall	1976, '77
Carter, Don	1981
<b>Carter, Dylan</b>	<b>2023</b>
Carter, Harry	1947
Carter, Marl D.	1962, '63
Carter, Randall	1979, '80
Carver, Tim	2009, '10, '11, '12
Catron, Austin	2016
Cebuhar, John	1987, '88
Cecil	1905
Center, Jerry	1976
Chadwick, Bob	1986
Chadwick, Cannon	2015, '16, '17
Charlton, Aaron	1993
Childress, Robert M.	1956, '57
Chipman, Marvin	1926, '27
Christian, Carroll	1923, '24
Christian, O.	1898
Cisterna, Ryan	2008, '09
Clancy, Tim	1978, '79, '80
Clark, Cody	2001, '02

Clark, Chris	1993, '94, '95, '97
Clark, Dera	1984
Clark, Kyle	1997, '98
Clark, M.D.	1898
Clayton, Walker B.	1923
Clements, Charles M.	1972
Clements, Steve	1984, '85
Clinkenbeard, Bob	1981
Cloninger, Chris	1996
Cobb, David	1994
Cochran, Keith	1971, '72, '73
<b>Coil, Parker</b>	<b>2023</b>
Cole, Eric	2016, '17, '18
Cole, George Sr.	1926, '27, '28
Cole, John Conway Jr.	1951
Cole, Kenneth	1908
Coleman, Walter C.	1972, '73, '74
Coll, Harold	2023
Collis, Devin	2005, '06
Conner, Michael	2001, '02
Conway, George	1902
Cook, Brian	1990, '91, '92, '93
Cook, Damon Lee	1966
Cook, Joe	1908, '09
Coon, Casey	2007, '08
Coppock, Mark	1990, '91
Corbell, Charlie	1982, '83
Corgan, Chuck	1922, '23, '24, '25
Costeiu, Ryan	2021
Costello, Conor	2012
Cotton, Delano Talbert	1962, '63
Cox, Evan	2007, '08
Cox, Harold Earl	1948, '49
Cox, Zack	2009, '10
Coyle, Norman	1910, '11
Craig, Charles	1924
Crawford, C.	1929
Crawford, Rick	1982
Creekmore, Stephen W.	1910, '11
Cronin, Matt	2017, '18, '19
Crossett, Scott	1998, '99, 2000, '01
Crouse, Cliff	2000, '01, '02
Crosdale, E.W.	1913
Cunard, Craig	1981
Cunningham, Scott	1993, '94
Curtis, Gary	1983
Cusack, Thomas	1953, '54, '55
Cypert, Boyd	1912
Czanstkowski, Tom	1992, '93

# A || ALL-TIME LETTERMEN



All-SEC shortstop Scott Hode played four years at Arkansas and was a career .282 hitter across 210 games.

## D

D'Alexander, Greg	1987, '88, '89, '90
D'Amico, Joe	1992, '93
Dahl, Anthony	2016
Dailey, Randy	1971, '72
Daly, Cory	1995
Daniel, Trent	2011, '12, '13
Darr, Andrew	2008, '09
Davenport, Geoffrey	2009, '10, '11
Davis, Joe	1991
Davis, Matt	1998
Davis, Menar	1912
Davis, Mike	1910, '11, '12
Dawson, Bill	1988
Day, Chris	1978
Day, Devin	2004
DeBriyn, Marty	1997
Deason, Jesse Wayne	1956
Deere, Jason	2004
Dees, Billy	1981, '82
Deitz, Tim	1983, '84, '85
Dellasega, Joe	1980
Dennison, Brian	1991
Denton, Marshall	2017, '19, '20
Dickinson, Wallace	1924, '25
<b>Diggs, Kendall</b>	<b>2022, '23</b>
DiLeo, Joe	1985, '86
Dipper, Wayne	1968
Dodd, Rob	1990
Donathan, Jeff	1926, '27, '28
Dorothy, William N.	1969, '70
<b>Dossett, Cooper</b>	<b>2023</b>
Dougherty, Harry K.	1947, '48
Douglas, Hall	1928, '29
Dowell, O.	1903
Downey, Charles	1990
DuBose, Dave	1976, '77
Dudley, Kirk	1981, '82
Dugger, Jake	2004, '05, '06, '07
Duka, Michael	1953
Dunlap, Tyrie	1974

## E

Eagan, Clark	2014, '15, '16
Eason, Alcuin	1903
East, Jack	1920, '21
Edmonds, Bobby Joe	1986
Edwards, Bobby	1987, '88
Edwards, Delmar Butch	1965, '66, '67

Eibner, Brett	2008, '09, '10
Eklund, Troy	1986, '87, '88, '89
Elliot, Lynn Blaine	1961, '62, '63
Ellis, Scott	1996, '97, '98
Ellison, Babe	1914, '15, '16
Epps, Scott	1989, '90, '91, '92
Erickson, Matt	1995, '96, '97
Erwin, Richard	1976, '77, '78, '79
Erwin, Wally	1979
Etheridge, Haden	1988, '89, '90, '91
Ewing, James	2006
Ezell, Trevor	2019

## F

<b>Faherty, Jake</b>	<b>2022, '23</b>
Falwell, Chris	2014
Fanning, Chris	1991
Fant, Randall	2010, '11, '12, '13
Farris, Jordan	2013
Farwell, Fred	1985
Faust, Fred	1983
Feeny, Chris	1995
Ferguson, Rick	1981, '82
Fernell, David	1984
Ficociello, Dominic	2011, '12, '13
Fields, James E.	1970
Fincher, L.J.	1921
Fischel, Frank James	1949, '50, '51, '52
Fishback, Herbert	1897
Fisher, Eric	2011, '13, '14
Fisher, Joe	1994
Fisk, Gregory Michael	1967
Fitzpatrick, Sean	2023
Fleming, P.A.	1898
Fletcher, Dennis	1986, '87, '88, '89
Fletcher, Dominic	2017, '18, '19
Fletcher, Jeff	1999, 2000, '01, '02
Flowers, Jeromy	1998
Forrest, T.J.	2009, '10
Forsythe, Logan	2006, '07, '08
Foster, Herbert R.	1957
Foster, Pat Duane	1959, '60, '61
Foster, Rodney	1992
Foster, Virgil Lynn	1966
Foundren, Price	1927, '28, '29
<b>Foutch, Christian</b>	<b>2023</b>
Fox, Ryan	2001, '02, '03
<b>Frank, Koty</b>	<b>2023</b>
Franklin, Christian	2019, '20, '21

Franks, Lance	1996, '97
Freeman, Wallace Britton	1964, '65
Fry, Jeff	1993
Fulmer, Doyle	1928
Fuqua, Jason	2010


## G

Gaffney, W.C.	1919, '20, '21
Garcia, Rudy	1982, '83, '84
Gardner, Jarrett	2002, '03
Garrett, John Doyle Jr.	1956
Garrison, Johnny	1950
Gassaway, Cullen	2015, '16
Gates, Jared	2017, '18
Gatling, Tom	1908
Geis, Clarence	1928
Gentry, Aaron	1994
Gentry, Craig	2005, '06
Geren, J.M.	1913
Gessner, Tom	1998
Gilbert, James	2004, '05, '06, '07
Giles, Danny	1997, '98
Gilleland, Greg	1998, '99
Gilmore, Kale	1991, '92
Gilmore, Tony	1989, '90
Glanz, Scott	1980, '81, '82
Glaze, Thomas Arthur	1958, '59
Glynn, Josh	2002
Gonring, Doug	1981
Goodheart, Matt	2019, '20, '21
Goodner, Boyd	2003, '04
Goodwin, Clay	2002, '03, '04, '05
Gorman, Henry F.	1981
Gosser, Alex	2014, '15, '16, '17
Grant, Dale	1986
Graves, Aaron	2001, '02
Gray, Evan	2021, '22
Gray, William Lewis	1963, '64, '65
Green, Doyle	1974, '76
Gregory, Zack	2020, '21, '22
Griffin, Nick	2022
<b>Grimes, Hunter</b>	<b>2023</b>
Grubb, Bill	1979
Gunn, Michael	2012, '13, '14

## H

Haaser, Steven L.	1972, '73
Hadley, Ray C.	1925, '27, '28
Hagedorn, Brad	1997, '98, '99, 00

Hagedorn, Brett	2001, '02, '03, '04
Haizlip, Ralph	1926, '27, '28
Hall, Caton	2003, '04
Hall, H.C.	1959, '60
Hall, Zack	2010, '11
Hamblin, Danny	2004, '05, '06, '07
Hamilton, Jim	1994
Hancock, Doy	1924, '25
Hannahs, Gerald	1971, '72, '73, '74
Hargroves, Willie	1977, '78
Harper, Arvis	1976, '77, '78
Harper, Bland Robert	1965
Harris, Gary	1990
Harris, Kyle	1992, '93, '94
Harris, Ray	1985, '86, '87, '88
Harris, Trey	2019
Harris, Ty	2016
Harrison, Brett	1983, '84
Hart, Hunter	2016
Hartman, Jim	1985
Harvill, Jeff	2011
Hatfield, Kenneth Wahl	1963, '64, '65
Hauskey, Thomas	2007, '08, '09, '10
Haynie, Arnold Augustus	1962, '63, '64
Haynie, Bracey	1922, '23
Hays, Ben	2011
Heather, Scott	1997, '98
Heatley, Jeremy	2009, '10
Heiss, Brenden	2017
Hellbusch, Isaac	2013
Helton, Keith	1984, '85, '86, '87
Hemm, Jeff	1975, '76, '77, '78
Hemm, Warren	1975, '76
Henderson, DeMatt	1899, 1900, '01
Hendricks, Charles Lowber	1947, '48
Hendey, Waldersee	1921
Hennell, John	1978, '79, '80, '81
Hennesey	1911
Henson, James W.	1972
Henry, Liam	2019
Henry, Thomas Walter	1967
Hernandez, Darin	1986
Hester, Bart	1998, '99, 2000
Hicks, Quazar	1994
Highfill, H.H.	1912
Hill, Thomas Jasper Jr.	1964
Hill, Travis	2007, '08
Hilton, Howard	1984, '85
Hindman, Randy	1982



Logan Forsythe played three years at Arkansas before he was drafted by the San Diego Padres in 2008.





Dallas Keuchel, who earned SEC All-Freshman honors in 2007, won the AL Cy Young Award in 2015.

Hinds, Hubert	1919, '20
Hines, Glen Ray	1989
Hinske, Eric	1996, '97, '98
Hinton, Percy	1911, '12, '13
Hobson, Edward Louis	1957, '58, '59
Hobson, Todd	1989, '90
Hode, Scott	2002, '03, '04, '05
Hoefler, Jeff	2000, '01
Hogan, Gary Jr.	2000, '01, '02
Hogan, Max	2015
Hollan, Hunter	2023
Hollensworth, Chris	2005, '06
Holloway, Max Marvin	1958, '59, '60
Holloway, Trey	2004, '05, '06
Holt, Henry Cecil	1912
<b>Holt, Peyton</b>	<b>2023</b>
Hom	1906, '09
Hon, Jackson	1925
Hopkins, Thomas Hugh	1966, '67, '68
Horn, Jack	1908
Horne, David Buford	1959, '61
Horton, Donald Clyn	1956, '57, '58
Horton, Ralph H.	unknown
Hotchkiss, Henry	1910
Houck, Jeff	1990, '91, '92, '93
House, Herbert Claude	1967, '68
House, Jacob	2008, '09
Howard, Fred	1970
Hreha, Dan	1989, '90, '92
Hrozek, Wayne	2006, '07
Huchingson, Stuart	1979, '80, '81
Huddleston, Jeff	1978, '79, '80
Hughes, Bob	1993, '94
Hughes, Howard (Dick)	1957, '58
Hunt, Claude Ruse	1957
Huntze, Rick	1983, '84, '85
Hum, David	2006
Hurley, Scott	1998, '99
Hyatt, Robert F	1905, '06, '08
Hyson, Cole	1989

<b>I</b>	
Isaacson, Charlie	1999, 2000, '01, '02

<b>J</b>	
Jackson, Jeremy	1997
Jackson, Mark	1983, '84, '85
Jackson, Randy	1944
Jackson, Zach	2014, '15, '16
Jacobs, Robert	1924, '26
Jamerson, Charles (Lefty)	1919, '20, '21
Jamerson, D.C	1922
Jameson, Jasen	1994
Jay, Jim Wilbur	1963, '64
Jenkins, John	1973
Jennings, Archie Winthrop	1966
Jester, Joe	1997, '98, '99
Johnson, Charles	1965
Johnson, Danny	1980
Johnson, Mark	1990, '91
Jones, Ben	1943, '44
Jones, Donald Gilbert	1956, '57
Jones, Gary	1982
<b>Jones, Jayson</b>	<b>2023</b>
Jones, Mark A.	1969, '70
Jones, Randall E.	1972, '73, '74
Jones, Sean	2007, '08
Joiner	1902

Josenberger, Tavian	2023
Julius, Jacob	2007

<b>K</b>	
Kauffman, Rob	1977, '78, '79, '80
Kearns, Walter Lewis	1951, '52, '53
Kee, Kevin	1985, '86
Keeter, Daniel R.	1970
Keith, Charles	1908
Kell, Skeeter	1948, '49, '50, '51
Kelly, E.L.	1897
Kemp, Jarrell R.	1921
Kenley, Jack	2017, '18, '19
Kent, Elmore	1922, '23
Kerns, Keith	1985
Kerr, John Herman	1958, '59, '60
Keuchel, Dallas	2007, '08, '09
Kilgallen, Richard	1947, '48, '49
Killian, Trey	2013, '14, '15
Kindle, Judd	2003
King, Bryan	2000
King, C.H.	1922
King, Cyrus	1923, '24, '25
King, Dave	1979
King, Jeff	1984, '85, '86
Kirby, Brian	1998, '99, 2000, 01
Kirk, Scott	1978
Kirkland, Mike	1973, '74
Kizer, Roland	1919, '20
Kjerstad, Heston	2018, '19, '20
Klein, Mike	1994
Kline, Richard	1964, '65
Knight, Blaine	2016, '17, '18
Koch, Grant	2016, '17, '18
Kopps, Kevin	2017, '19, '20, '21
Korbal, Kendall	2008
Kostyshock, Jacob	2017, '18, '19
Kowalchuk, Christian	2009, '10
Kraus, Ralph	1983, '84, '85, '86
Kreder, Monk	2010
Kregal, Horace	1927
Kremers, Jim	1985, '86, '87, '88
Kretschmar, James Joseph	1955, '56
Kreymborg, Mike	1979
Krueger, Steve	1979, '80
Kuhn, Collin	2009, '10, '11

<b>L</b>	
Lacey, Shaun	1977, '78
Lahay, Bruce	1978
Laird, Tony	1983, '84
Lamberth, John	1973
Lambeth, Dan	1982, '84
Lancaster, Les	1982, '83, '84
Land, Lee	2005
Lanzilli, Chris	2022
Leach, Aaron	1998
Leach, Dylan	2021, '22
Leavitt, Chase	2008, '09
Ledbetter, Austin	2022, '23
Lee, Cliff	2000
Lee, Evan	2017, '18
Lenox, Greg	1971
Lennerton, Ryan	2004
Leraris, Justin	2001, '02
Leuppe, Ed	1981, '82, '83
Leverette, Dixie	1914
Leverette, Edward Vaulx	1898, 1905

Ley, Stan	1971, '72
Lidell, Finessee	1909, '10
Liles, Greyson	1989, '90, '91
Limbocker, Scott	2007, '09
Lindsey, James Edgar	1964, '65
Linebarier, Bobby Joe	1951
Lipsmeyer, David	1978
Little, Blake	1990, '91
Lockhart, Lael	2021
Loggins, Mike	1983, '84, '85
Lollar, Tim	1977, '78
Long, Francis Jones	1952, '53, '54
Long, Gordon	1947, '48, '49
Longonitti, Henry P.	1947
Longoria, Keith	1981, '82
Loseke, Barrett	2016, '17, '18
Loseke, Scott	1982, '83
Lowery, Jackson	2014, '15
Lubker, Herman	1947
Lundquist, Dennis	1974, '75
Lundquist, Ryan	1996, '97, '98, '99
Lundquist, Tim	1976, '77
Lunney, Barry Jr.	1993, '94, '95, '97
Lusker, Chris	1985
Lutes, Charles, Russell	1953
Lyles, Robert Earl	1956
Lyles, Tigger	2001
Lynch, Cade	2011, '12, '13
Lyon, Earl	1926
Lyons, Scott	2008, '09
Lyons, W.A.	1922, '23

<b>M</b>	
Maday, Daryl	2004, '05, '06
Magness, James Edward	1963, '64
Magre, Matthew	2021
Mahaffey, Alan	1995
Mahan, Jacob	2012, '13
Mahler, James	2008
Manatt, Jared	1999, 2000
Marshall, David	1969, '70, '71
Marquardt, John Henry	2005, '06
Martin, Casey	2018, '19, '20
Martin, E.G.	1898
Martin, Mike	1978, '79
Masanda, Daren	1994, '95, '96
Mason, Donald	1965, '66
Masters, David	2012
Matheson, Derek	1996, '97, '98, '99

Matthews, Bryce	2020
Matthews, Walter Ray	1954, '55, '56
McAfee, Brett	2013, '14, '15
McAllister, Leslie Edward	1967, '69
McAlvain, Jarred	1996
McCann, James	2009, '10, '11
McCaughtry, Floyd	1960, '61
McClain, Mark	1976, '77
McClure, Dave	1980, '81
McConnell, Jason	1995, '96, '97
McConnell, Kirk	2002, '03
McCorquodale, Knox	2005
McCowan	1902
McCrotty, Wes	1998, '99, 2000
McCullough, William Glenn	1923
McDaniel, Dale	1979
McDaniel, Larry L.	1972
McDaniel, Travis	1997, '98, '99, 2000
<b>McEntire, Will</b>	<b>2020, '22, '23</b>
McGaha, Mel	1947, '48
McGehee, Mel	1945, '47, '48
McGurk, Pat	1980
McFarland, Jordan	2017, '18, '19
McHale, Robert	1979, '80
McHan, Lamar	1952, '53
McKenzie, James Horace	1961
McKinney, Jarrod	2009, '10, '11
McKinney, Keaton	2015, '16, '18
McKissack, Stephen Louis	1967
<b>McLaughlin, Ben</b>	<b>2023</b>
McLelland, Brian	2004, '05, '06, '07
McNemer, Phil	1908, '09
McNiel, Donald	1975, '76, '77
McReynolds, Kevin	1979, '80, '81
McShane, Mickey Paul	1964, '65
Mercado, Jose Egardo	1951
Merrill, Bubbs	2004
Merryman, Josh	2000, '01, '02, '03
Methvin, Garrett	2010
Milburn, Frank H.	1923, '24
Milford, Clinton G.	1909, '10, '11
Miller, Donald L.	1950, '51
Miller, Grady	1908, '09, '10, '11
Miller, John	1983, '84
Miller, Ray	1995
Miller, Richard L.	1972, '73, '74
Milligan, Hunter	2018
Milwee, F.B.	1913
Mitchell, Bruce	1971, '72, '73, '74

# A || ALL-TIME LETTERMEN

Mitchell, S.D.	1921
Mobbs, Jimmy	2003
Monke, Caden	2019, '20, '21
Mont, Theodore Jr.	1961, '62, '63
Montgomery, Bill	1975, '76
Moody, Billy Joe	1962
Moore, Brandon	2011, '12, '13
Moore, Kenderick	1993, '94, '95, '96
Moore, Robert	2020, '21, '22
Moore, Rod	1986, '87
Moore, Ron	1989, '90, '91
Mooty, James Wesley	1958
Moriarity, Mike	1996, '97, '98, 2000
Morris, Jacob	2011, '12, '13
Morris, William T.	1972, '73
Morris, Zack	2020, '21, '22, '23
Mosley, Tim	1995
Moten, Nick	2022
Muldoon, Allen Mike	1967
Mulhollen, Danny Byron	1962, '63, '64
Mulvaney, Brad	1994, '95, '96
Murphree, Aaron	2007, '08
Murphy, Bill	1974
Murphy, Gary	1984, '85
Murphy, Jon	2000
Murphy, Kacey	2016, '17, '18
Murphy, Sam	2008, '09, '10
Murrell, Easton	2018
Muse, Preston	1926
Myers, Ed	1981, '82

## N

Nauman, John	1971, '73
Neal, Tommy A.	1972, '73
Nelson, Peyton	2000
Nesbit, Jacob	2019, '20, '21
Neville, Mason	2023
Newland, Josh	2000
Newman, Willie	1988
Newton, C.B. Jr.	1958, '59
Nix, Bobby	1965
Nix, Lowell Edsel	1952, '53, '54
Noland, Connor	2019, '20, '21, '22
Nomura, Rick	2015, '16
Norcott, A.	1912, '13
Norton, Delbert	1902
Nosari, Eldon Joe	1958, '59, '60
Nutt, Jeff	2007, '08
Nye, Elmer Lloyd	1967
Nye, Richie	1996
Nye, Rodney	1998, '99

## O

Odom, Tony	1982
Oliver, Chris	2012, '13, '14
Oliver, Thomas P.	1929
Opitz, Casey	2018, '19, '20, '21
Oquist, Mike	1987, '88, '89
Ormsby, Ban	1976
Osborn, Donald Jr.	1965
Osmon, Scott	1989
Overbey, Rogers	1955, '56, '57

## P

Pagnozzi, Tom	1983
Palen, Mike	1992, '93
Palette, Peyton	2020, '21
Parker, Blake	2004, '05, '06

Parker, Steve	1986
Parsons, Jeff	1993, '94, '95
Pate, Kyle	2015
Patten, Jonah	2015
Patterson, Dave	1985, '86
Paul, Kortney	1991, '93
Paulsen, Larry	1970, '71, '72, '73
Payne, Buck	1916
Peace, John	1971
Pearson, Jeffrey Lynn	1964, '65, '66
Pellow, Kit	1995, '96
Pennell, Tucker	2015, '16
Perdue, Monroe	1922
Person, Robert	1988
Peters, Darrell	1959, '60
Peters, Tim	1986, '87
Peters, Tony	1986
Phelan, Brian	1996, '97
Phillip, Alex	2014
Phillips, Jimmy	1987
Phillips, Lance	2014, '15
Pierce, Chad	2008
Piskor, Kirk	1989, '90, '91
Pittman, Donald	1898
Pitts, Nick	2000, '01, '02, '03
Pleimann, Miller	2021, '22
Plunkett, Zack	2018, '19
Poche, Colin	2013, '14
Pogue, Doug	1974
Pohle, Ike	1998, '99

## Polk, Hudson 2023

Pomeroy, Kyler	2002, '03
Porter, A.W.	1926
Porter, Tom	1947, '48, '49
Pose, Scott	1987, '88, '89
Potts, Thomas	1898
Powell, David	1982, '83
Pratt, Haas	2003, '04
Pratt, Jordan	2010
Preston, Doyle	1993, '94
Pridemore, Harold C.	1951
Pryor, Michael Scott	1968, '69, '70, '71
Pryor, Shap Hanner	1952, '53
Ptak, V. James	1919, '20
Pufall, Ed	1974, '75
Pugh, Dennis	1973, '74
Pyle, Jason	2003

## Q

Quarnstrom, Rob	1995, '96, '97, '98
-----------------	---------------------

## R

Raether, Pete	1989, '91
Ragland, H.S.	1902
Ramage, Kole	2018, '19, '20, '21, '22
Ramirez, Jean	2013
Rankin, Jeremy	2000, '01
Ray, Johnny	1978, '79
Rayder, Jan Wayne	1955, '56, '57
Raynor, Arthur	1927, '28, '29
Reagan, Stephen Earl	1967, '68
Reese, Ken	1987, '88
Reeves, John Clay	2012
Reindl, Jake	2016, '17, '18
Renfro, Elza	1924
Reves, Arch	1905
Reyes, Mark	2012
Reynolds, Matt	2010, '11, '12

Reynolds, Ronn	1979, '80
Rhoades, Barton R.	1972
Rhoads, Chris	2006, '07
Rhodes, Dave	1977, '78
Rice, Jacob	2011
Rice, Pat	1984, '85, '86
Richards, Stephen	2007, '08, '09
Richardson, Bryant	1994
Richardson, Derrick	1984, '85
Richmond, Jonathan	2001, '02, '03
Riethmaier, Matt	1998, '99, 2000
Riley, Justin	2000
Rinehart, Jimmy Jarrell	1951, '52
Robbins	1905
Roberts, Derek	1998
Roberts, Norm	1982, '83, '84, '85
Robertson, O. Leland	1920, '22, '23

## Robinett, Reese 2023

Robinson, Kyle	2010, '11
Robinson, Mike	1981, '82, '83
Robison, Stephen	2004, '05, '06, '07
Roby, Ellis	1983, '84, '85
Rock, Mike	1981, '82, '83
Rodriguez, Jordan	2016
Roehl, Scott	2001, '02, '03
Rogers, Brian	1994, '95, '96, '97
Rogers, Kenny	1980, '81
Rogers, Marty	1980, '81
Rogers, Ted Don	1957
Rogers, Weston	2016, '17, '18
Rogerson, J.B.	1920, '21
Roller, Robert Michael	1966
Rose, Glen	1927, '28
Rosson, Sam	1926

## Rowland, Parker 2023

Rowlett, Casey	2004, '05
Rucker, Charles	1925
Rucker, Garrett	2014
Rucker, Jeff	1924, '25, '26
Rucker, Paul	1934, '35
Ruckerman, Charles	1923, '24, '25
Ruder, Russ	1981
Russell, Zac	2010
Rutledge, Jackson	2018

## S

Sample, Charles	1910
Sample, Travis	2009, '10
Sanburn, Nolan	2011, '12

Sanburn, Parker	2015
Sawatski, Jay	2003, '04
Sayles, Rickey	1964
Schalchlin, George W.	1912
Schaufele, Louis J.	1949, '50, '51
Schmidt, Nick	2005, '06, '07
Schoonover, Wear	1929
Schranz, Jeff	1981, '83
Schwanke, Willie	2013
Scott, H.A.	1969, '70, '71
Scott, John T.	1902
Scroggins, Cody	2016, '17, '18, '19
Secrist, Brad	2007
Seibert, Shaun	2005, '06, '07, '08
Sells, Carter	2019
Serrano, Joe	2012, '13, '14, '15
Seward, Tim	1981, '82
Shaddy, Carson	2015, '16, '17, '18
Shaddy, Chris	1980, '81, '82
Shawgo, Jack Edwin	1949, '50
Sheredy, Kevin	1994, '95
Sherrill, Tim	1986, '87
Shock, Billy	1980
Simms, Darien	2016
Shoptaw, Britt	1988
Simpson, Landon	2013, '14
Sisco, Mike	1986, '87
Skeels, Andy	1986, '87
Skeels, David	1992, '93, '94, '95
Skinner, Joe	2004
Slavens, Brady	2021, '22, '23
Slembariski, Ron	1983
Smalling, Tim	2007, '08
Smith, Austin	1925
Smith, C.S.	1913
Smith, Cullen	2021
Smith, Don Roy	1956, '57, '58

## Smith, Hagen 2022, '23

Smith, James Howard	1950, '51, '52
Smith, Jarrette Dean	1950
Smith, Josh	2005, '06
Smith, Thurman Jr.	1970, '72, '73
Smyly, Drew	2009, '10
Smyor, C.P.	1898
Snowden, Greg	1973, '74
Soden, James Paul	1962, '63, '64
Soliz Jr., Max	2022
Spanberger, Chad	2015, '16, '17
Spence, Jeff	1977, '78



Drew Smyly was selected by the Detroit Tigers in the second round of the 2010 MLB Draft.





Catcher Jake Wise earned four letters with the Razorbacks and was named an SEC All-Defensive player in 2014 after throwing out 20 base stealers.

Spence, Thad Burke	1948
Spikes, James L.	1920, '21, '24
Spoon, Tyler	2013, '14, '15
Springston, Cliff	2008
Stafford, Joe Herman	1965, '66, '67
Stall, Carl	1992, '93
Stallings, Matt	2004
Standley, Billy Glenn	1967, '68, '69
Stanek, Ryne	2011, '12, '13
Stanley, J.H.	1905
Stanley, John	1979, '80
Stanley, Tom	1903, '06
Starkey, Chuck	1980
Starks, Gabriel	2021, '22
Stephan, Trevor	2017
Stephens, Bob	1976
Stephens, G.K.	1898
Stephens, Jason	1996
<b>Stovall, Peyton</b>	<b>2022, '23</b>
Stricklin, Clayborne Jr.	1968, '69
Stidham, Phillip	1989, '90, '91
Stillwell, Rod	1988, '89
Stinson, Ryan	1992, '93
Stoakes, Sid	1909, '10
Stolzer, Robert	1957, '58
Stone, Jacob	2014, '15
Stout, S.R.	1911, '12, '13
St. Pierre, Robert	1953
Suggs, Colby	2011, '12, '13
Sutton, Mark	1976
Swope, Mark	1988, '89, '90

**T**

Tabor, Scott	1979, '80, '81, '82
Taccolini, Domonic	2014, '15, '16, '17
Taft, Steve	1990, '91, '93, '94
Talbot, Jeremy	1996
Tamez, Dominic	2020
Taylor, Collin	2019
Taylor, Evan	2019, '20, '21, '22
Teague, James	2014, '15, '16
Tejcek, Jim	1989
Thomas	1902
Thomas, Don	1986, '87, '88, '89
Thomas, Everett William	1956, '57, '58
Thomas, O.C.	1912
Thomas, Reggie	1980, '81
Thomas, Richard	1992
Thomas, Tim	1989, '90, '92
Thomason, Dewey Jr.	1947, '48, '49, c
Thomason, Joe Henry	1954, '55, '56
Thompson, Burl	1929
Thompson, Clark	1908
Thompson, Gerald	1978
Thompson, Henry	1976, '77, '78
Thorne, Matt	2000
Tidwell, Chad	1995, '96
Tiffée, Ronald C.	1966, '67, '68
Tisher, Mitch	2000
Todd, Jess	2007
Tole, Heston	2021, '22
Tollett, Cason	2020
Tompkins, Chuck	1909, '10, '11
Toops, Brady	2002, '03, '04
Trainor, Kendall	1986, '87, '88
Trapp, Charles	1930
Trest, Elijah	2019, '20, '21, '22
Trigg, J.W.	1903

Trigg, Tom	1905
Trimble, Claud	1928, '29
Triplett, Gerald	1903
Troglin, Mike	1990
Tschepikow, Ben	2005, '07, '08, '09
Tucker, Jeff	1992
Turner, Michael	2022
Turney, Cole	2018
<b>Tygart, Brady</b>	<b>2022, '23</b>
Tyra, John	1966, '67, '68

**V**

Van Every, Lynn	1986
Van Horn, Dave	1982
Vann, John S.	1910
Varnado, Drake	2022
Vaske, Terry	1992
Vent, Kevin	1998
Verhage, Terry	1968, '69, '70, '71
Vermillion, Zebulon	2018, '19, '20, '21, '22
Vidmar, Ed	1980, '81
Villanueva, Eddie	1971
Vincenheller, G. Aston	1898, '1902
Vincent, Farrell	1971
Vinson, Matt	2010, '11, '12, '13

**W**

Wachter, Scott	1980, '81
Wagner, Matt	1991, '92
Wales, Ted	1970, '71, '72
Walker, Brian	2005, '06, '07
Walker, Brian	1992
Walker, Clint	1996
Walker, Doug	1991
Walker, Johnny	1975
Walkup, Jim	1928, '29
Wallace, Cayden	2021, '22
Wallace, Ed	1978, '79
Wallace, George	1922
Wallace, Larry	1976, '77, '78, '79
Walling, David	1998, '99
Wanger, Fred	1969, '70
Ward, Jim	1982, '83, '84
Warram, James	1925
Warren, Robert (Red)	1952, '53
Warrior, Manual	1978, '79
Washburn, Kyle	2000, '01
Washington Jr., Curtis	2019, '20
Washington, Fredy Lee	1968
Watkins, David	1992
Watkins, James	1902
Watts, Kern	2004
Watson, J.T.	1905, '06, '08
Watson, John R.	1905, '06
Watson, Michael	1976
Weatherford, Luke	2001, '02
Weaver, Gary Francis	1960, '61, '62
Webb, Braydon	2020, '21, '22
Webb, Richard	1981
Weckel, Wilfin R.	1973
Wegner, Jared	2023
Wehrle, Kendall	2009
Welch, Charlie	2021
Welker, Brad (Duke)	2007
Wells, Justin	2008, '09
Wells, S.R.	1912
Welsh, Jack	1997, '98, '99, 2000
Wernes, Bobby	2014, '15

Westerside, Kenneth	1967
Westphal, Robbie	1954, '55
Wheller, Jerry Thomas	1961, '62
Whillock, Jack	1962, '63, '64
Whitaker, Ryan	1991, '92, '93
White, Justin	2004
White, Zac	2021
Whitekiller, Jerel	1998
Wicklander, Patrick	2019, '20, '21
Wiggins, Blake	2015
Wiggins, Jaxon	2021, '22
Wild, Michael	2006
Wilkerson, Krisjon	2014, '15
Wilkerson, Lyle Allen Jr.	1952, '53, '54
Wilkinson, Spencer	1987
Wilkins, Andy	2008, '09, '10
Wilkins, Charles	1925, '26
Willard, Matt	2006, '07
Willey, Doug	2016
Williams, Allen	1991, '92, '93, '94
Williams, Alvin Lee	1947, '48
Williams, Chris	2003
Williams, Darrell Dean	1960, '61, '62
Williams, David Lee	1968, '69, '70, '71
Williams, Jarrell	1959, '60, '61
Williams, Jaxon	2017
Williams, L.J.	1919, '20, '21
Williams, Michael	1973, '74
Williams, Paul	1968, '69, '70, '71
Williams, Paul X	1927, '28, '29
Williams, Reggie	1995, '96
Williams, Robert James	1949, '50, '51
Willis, Billy Don	1967, '68
Wimot, J.C.	1898
Wilmith, John Alan	1968
Wilson, Andy	1996
Wilson, Doyle	1985, '86
Wilson, Gary	1982
Wilson, Hunter	2017, '18
Wilson, Joe Bill	1954
Wilson, Roger	1988
Wilson, Tommy	1909, '10, '11
Wise, Jake	2011, '12, '13, '14
Wishy, Andrew	2001, '02, '03
Wofford, Tim	1982, '83
Wohlgemuth, Nate	2021
Wood, David	1974
<b>Wood, Gage</b>	<b>2023</b>

Wood, Roy	1912, '13
Woodruff, Jim	1970
Woodruff, Patrick	2002
Woods, Jeremy	1995, '96
Woods, Scott	2001, '02
Workman, Richie	1993, '94, '95, '96
Wright, A.E.	1909
Wright, Dan	1997, '98, '99
Wright, Myron Ernest	1964, '65, '66
Wright, Tyler	2012, '13
Wyles, Bill	1970, '71

**Y**

Yost, Matt	2003
Young, Clint	1910, '11
Young, Donald	1948
Youngblood, Jon	2000

**Z**

Zacher, Todd	1980, 81
Zambrana, Luis	1979, 80
Zane, Kelly	1987, 88

\* Current players in bold

## BATTING

### At-Bats

Game: 67, Texas A&M - 5/5/89

Rank	Total	Year / Games	Avg./Gm
1.	2,402	2004 / 69	34.81
2.	2,347	2018 / 69	34.01
3.	2,339	1999 / 65	35.98
4.	2,279	2019 / 66	34.53
5.	2,277	2022 / 67	33.99
6.	2,276	2010 / 64	35.56
7.	2,273	1987 / 68	33.43
8.	2,247	2012 / 68	33.04
9.	2,233	1989 / 67	33.33
10.	2,207	2009 / 65	33.95

### Batting Average

Rank	Total (H/AB)	Year/Games
1.	.341 (723/2118)	1997 / 56
2.	.334 (593/1775)	1984 / 56
3.	.326 (740/2273)	1987 / 68
4.	.325 (548/1995)	1990 / 62
5.	.321 (704/2192)	1985 / 66
6.	.316 (666/2110)	1998 / 59
7.	.313 (655/2123)	1996 / 59
8.	.312 (525/1681)	1982 / 57
	.312 (533/1707)	1981 / 52
10.	.309 (240/777)	1973 / 28

### Runs

Inning: 14, Saint Louis (1st) - 4/7/10

Game: 33, Southwest Baptist - 3/21/84

Rank	Total	Year / Games	Avg./Gm
1.	589	1997 / 56	10.52
2.	575	1987 / 68	8.46
3.	543	1985 / 66	8.23
4.	529	1999 / 65	8.14
5.	498	1998 / 59	8.44
6.	491	2019 / 66	7.44
7.	483	2021 / 63	7.67
8.	482	2018 / 69	6.99
	482	1988 / 62	7.77
10.	481	2010 / 64	7.52
	481	2007 / 64	7.52

### Hits

Game: 32, Southwest Baptist - 3/21/84

Rank	Total	Year / Games	Avg./Gm
1.	740	1987 / 68	10.88
2.	723	1997 / 56	12.91
3.	705	1999 / 65	10.85
4.	704	1985 / 66	10.66
5.	697	2010 / 64	10.89
	697	2004 / 69	10.10
7.	695	2018 / 69	10.07
8.	686	1989 / 67	10.24
9.	679	2019 / 66	10.29
10.	666	1998 / 59	11.29

### Doubles

Game: 11, Texas Tech - 4/13/85

Rank	Total	Year / Games	Avg./Gm
1.	172	1987 / 68	2.53
2.	168	1997 / 56	3.00
3.	153	1999 / 65	2.35
4.	142	2019 / 66	2.15
		1998 / 59	2.41
	142	1989 / 67	2.12
7.	139	1985 / 66	2.11
8.	135	2007 / 64	2.11
9.	133	2005 / 61	2.18
10.	130	2010 / 64	2.03

### Triples

Game: 5, 3x, last vs. Memphis - 2/20/87

Rank	Total	Year / Games	Avg./Gm
1.	40	1979 / 64	0.33
2.	38	1994 / 57	0.67
	38	1987 / 68	0.56
	38	1983 / 65	0.59
5.	35	1989 / 67	0.52
	35	1980 / 66	0.53
7.	34	1993 / 59	0.58
	34	1990 / 62	0.55
	34	1984 / 56	0.61
	34	1985 / 66	0.52

### Home Runs

Game: 9, Grambling State - 6/4/10

Rank	Total	Year / Games	Avg./Gm
1.	109	2021 / 63	1.73
2.	106	2022 / 67	1.58
3.	98	2018 / 69	1.42
4.	92	2023 / 61	1.51
	92	2010 / 64	1.44
6.	88	2019 / 66	1.33
7.	84	1999 / 65	1.29
8.	83	2017 / 64	1.30
9.	80	2009 / 65	1.23
	80	1997 / 56	1.43

### RBI


Game: 30, 3x, last vs. Bucknell - 2/17/18

Rank	Total	Year / Games	Avg./Gm
1.	525	1997 / 56	9.38
2.	498	1987 / 68	7.32
3.	473	1999 / 65	7.28
4.	470	1985 / 66	7.12
5.	459	1998 / 59	7.78
6.	458	2019 / 66	6.94
7.	452	2018 / 69	6.55
8.	449	2010 / 64	7.01
9.	443	2022 / 67	6.61
10.	433	2021 / 63	6.87
	433	2007 / 64	6.77

### Walks

Game: 19, vs. Alabama A&M - 3/12/13

Rank	Total	Year / Games	Avg./Gm
1.	361	1985 / 66	5.47
2.	360	2021 / 63	5.71
3.	355	1987 / 68	5.22
4.	325	2022 / 67	4.85
	325	1999 / 65	5.00
6.	324	2018 / 69	4.70
7.	321	2023 / 61	5.26
	321	2019 / 66	4.86
9.	309	1990 / 62	4.98
10.	304	2004 / 69	4.41



Arkansas set a team record with nine home runs in its 19-7 win over Grambling State in the 2010 NCAA Fayetteville Regional, including a career-high three homers from Brett Eibner.



**Total Bases**

Rank	Total	Year / Games	Avg./Gm
1.	1,198	1987 / 68	17.62
2.	1,189	1997 / 56	21.23
3.	1,133	1985 / 66	17.17
4.	1,125	2010 / 64	17.58
5.	1,124	1999 / 65	17.29
6.	1,115	2019 / 66	16.89
7.	1,114	2018 / 69	16.14
8.	1,095	2022 / 67	16.34
9.	1,047	1998 / 59	17.75
10.	1,012	1989 / 67	15.10

**Strikeouts**

Game: 25, Auburn - 5/19/94

Rank	Total	Year / Games	Avg./Gm
1.	581	2019 / 66	8.80
2.	567	2021 / 63	9.00
3.	546	2022 / 67	8.15
4.	531	2023 / 61	8.70
5.	518	2009 / 65	7.97
6.	511	2018 / 69	7.41
7.	482	2007 / 64	7.53
8.	463	2017 / 64	7.23
9.	462	2002 / 63	7.33
10.	454	2006 / 60	7.57

**Stolen Bases**

Game: 12, Central Missouri State - 2/28/92

Rank	Total	Year / Games	Avg./Gm
1.	155	1983 / 65	2.38
2.	142	1982 / 57	2.49
3.	136	1999 / 65	2.09
4.	133	1995 / 61	2.18
5.	123	1987 / 68	1.81
6.	122	2011 / 62	1.97
7.	119	1994 / 57	2.09
8.	117	1990 / 62	1.89
9.	115	1993 / 59	1.95
10.	115	1989 / 67	1.72

**Slugging Percentage**

Rank	Total	Year / Games
1.	.561	1997 / 56
2.	.527	1987 / 68
3.	.517	1985 / 66
4.	.504	1984 / 56
5.	.496	1998 / 59
6.	.494	2010 / 64
7.	.489	2019 / 66
8.	.488	1988 / 62
9.	.486	1990 / 62
10.	.485	1986 / 60

**Sacrifice Hits**

Rank	Total	Year / Games
1.	56	2011 / 62
2.	54	2014 / 54
3.	52	2013 / 61
4.	48	2012 / 68
5.	48	2004 / 69
6.	45	1995 / 61
7.	45	1982 / 57
8.	44	1987 / 68
9.	43	2009 / 65
10.	42	1976 / 47



Arkansas set a school record for home runs in a single season in 2021, hitting 109 long balls during the campaign. Infielder Robert Moore, who led the team with 16 homers, was one of six Razorbacks to hit 10 or more home runs that season.

**Sacrifice Flies**

Rank	Total	Year / Games
1.	42	2018 / 69
2.	42	1995 / 61
3.	40	1986 / 60
4.	37	1991 / 62
5.	37	1989 / 67
6.	36	2014 / 65
7.	36	2021 / 63
8.	34	2007 / 64
9.	34	2004 / 69
10.	33	2023 / 61

**Hit By Pitches**

Rank	Total	Year / Games
1.	107	2007 / 64
2.	94	2003 / 57
3.	93	2010 / 64
4.	90	1999 / 65
5.	89	2002 / 63
6.	85	2014 / 65
7.	77	2023 / 61
8.	74	2005 / 61
9.	72	2022 / 67
10.	72	2000 / 64

**PITCHING**

**Innings Pitched**

Game: 17.0, Auburn - 5/19/94

Rank	Total	Year / Games
1.	621.1	2004 / 69
2.	613.0	2012 / 68
3.	603.1	2018 / 69
4.	591.0	2022 / 67
5.	581.2	2019 / 66
6.	580.0	2009 / 65
7.	578.0	1999 / 65
8.	576.0	1989 / 67
9.	575.1	2014 / 65
10.	574.2	2010 / 64

**ERA (Lowest)**

Rank	Total	Year / Games
1.	1.89	2013 / 61
2.	2.63	2014 / 65
3.	2.74	1976 / 47
4.	2.83	2012 / 68
5.	2.84	1977 / 51
6.	2.96	1971 / 41
7.	3.00	1982 / 57
8.	3.00	1968 / 28
9.	3.02	1979 / 64
10.	3.18	1973 / 31

**ERA (Highest)**

Rank	Total	Year / Games
1.	6.27	2000 / 54
2.	6.20	1997 / 56
3.	5.90	1992 / 57
4.	5.43	1988 / 62
5.	5.28	1998 / 59
6.	5.22	2023 / 61
7.	5.12	1999 / 65
8.	5.05	1994 / 57
9.	5.00	2016 / 55
10.	4.92	2008 / 58

**Strikeouts**

Game: 18, Missouri State - 3/25/09; GCU - 4/5/17; TCU - 2/22/21; Murray State - 3/5/21; UAPB - 4/13/21

Rank	Total	Year / Games	Avg./Gm
1.	674	2022 / 67	10.06
2.	657	2021 / 63	10.43
3.	619	2017 / 64	9.67
4.	619	2018 / 69	8.97
5.	615	2019 / 66	9.32
6.	565	2007 / 64	8.83
7.	554	1999 / 65	8.63
8.	552	2023 / 61	9.05
9.	551	2010 / 64	8.61
10.	534	2012 / 68	7.85

# A || TEAM RECORDS

## Walks

Game: 15, Alabama - 4/29/18

Rank	Total	Year / Games	Avg./Gm
1.	315	1987 / 68	5.00
2.	314	1988 / 62	5.56
3.	297	1999 / 65	4.62
4.	295	1994 / 57	5.13
5.	290	1985 / 66	4.78
6.	287	1980 / 66	5.16
7.	285	2022 / 67	4.25
8.	282	2015 / 65	4.34
9.	275	1979 / 64	4.91
10.	264	1995 / 61	4.43

## Runs Allowed

Game: 25, Oklahoma State - 1948

Rank	Total	Year / Games	Avg./Gm
1.	416	2000 / 54	7.86
2.	405	1997 / 56	7.44
3.	397	1999 / 65	6.18
4.	366	1998 / 59	6.33
5.	363	2009 / 65	5.58
6.	355	1994 / 57	6.18
7.	353	1992 / 57	6.60
8.	348	1988 / 62	6.16
9.	344	2008 / 58	5.93
	344	1987 / 68	5.46

## Earned Runs Allowed

Rank	Total	Year / Games	Avg./Gm
1.	338	1997 / 56	6.21
2.	332	2000 / 54	6.27
3.	329	1999 / 65	5.12
4.	316	1992 / 67	5.90
5.	308	2023 / 61	5.05
6.	307	1988 / 62	5.43
7.	305	1998 / 57	5.28
8.	301	2009 / 65	4.63
9.	290	1994 / 57	5.05
10.	288	2019 / 66	4.36

## Hits Allowed

Rank	Total	Year / Games	Avg./Gm
1.	686	2004 / 69	9.93
2.	624	2002 / 63	9.94
3.	595	2009 / 65	9.15
4.	590	1987 / 68	9.36
5.	581	1997 / 56	10.67
6.	579	1999 / 65	9.02
7.	568	2000 / 54	10.73
8.	567	1985 / 66	9.34
9.	562	1994 / 57	9.78
10.	558	2010 / 64	8.72

## Complete Games

Rank	Total	Year / Games
1.	34	1980 / 66
2.	32	1979 / 64
3.	30	1982 / 57
4.	29	1974 / 43
5.	27	1976 / 47
6.	21	1981 / 52
7.	18	1973 / 31
8.	16	1984 / 56
9.	15	1992 / 57
	15	1970 / 32

## Consecutive Shutouts

Season: 4 - 1980 (March 15-16 - 2 DHs)

## Shutouts

Rank	Total	Year / Games
1.	13	1977 / 51
2.	10	2014 / 65
	10	2012 / 68
4.	9	1980 / 66
	9	1979 / 64
	9	1978 / 44
	9	1976 / 47
8.	8	2013 / 61
	8	1986 / 60
10.	7	2017 / 64
	7	2007 / 64

## Saves

Rank	Total	Year / Games
1.	26	2018 / 69
2.	20	2022 / 67
	20	2021 / 63
	20	2011 / 62
5.	19	2013 / 61
	19	2006 / 60
7.	18	2023 / 61
8.	17	2012 / 68
	17	1989 / 67
10.	16	2009 / 65
	16	2004 / 69
	16	1987 / 68



The 2013 Arkansas pitching staff finished the season with a school-record 1.89 team ERA, led by Ryne Stanek's 1.39 ERA, which ranks as the fourth-lowest single-season ERA in school history.



Arkansas' pitching staff set a then-single season school record with 657 strikeouts in 2021. Golden Spikes Award winner and Dick Howser Trophy winner Kevin Kopps led all Razorback pitchers with 131 strikeouts, third-most by an Arkansas hurler in a single season.



## TEAM FIELDING

**Percentage**

**Season:** .982 (43 errors in 67 games) - 2022

**Assists**

**Game:** 24, 2x, last at Auburn - 4/5/19

**Season:** 746 - 2012

**Putouts**

**Game:** 51, Auburn - 5/19/94

**Season:** 1,839 - 2012

**Errors**

**Game:** 7, 4x, last vs. Louisiana Tech - 3/20/01

**Season:** 115 - 1983

**Double Plays**

**Game:** 5, at South Alabama - 2/21/15

**Season:** 77 - 1985

**Triple Plays**

**Game:** 1, 3x

1B Dominic Ficociello to SS Tim Carver at Mississippi State, 3/25/12

2B Mark Burnett to SS Joe Jester to 1B Rodney Nye vs. Auburn (SEC Tournament), 5/17/98

2B Brett Harrison to SS Jim Ward to 1B Ralph Kraus vs. Texas (1983 SWC Tournament)

## TEAM MISCELLANEOUS

**Longest Game, innings**

17 innings, Auburn - 5/19/94

**Longest Game, time**

6:00, vs. Missouri State (NCAA Regional) - 6/4/17

**Most Runs, combined**

**Game:** 40, Arkansas 32, Saint Louis 8 - 4/7/10

**Most Runners Left on Base**

**Game:** 19, vs. Tennessee - 4/20/02

**Most Wins**

**Season:** 51 - 1985, 1987, 1989

**Most Losses**

**Season:** 30 - 2000

**Most Consecutive Wins**

18 - 2/7/96-3/5/96

**Most Consecutive Losses**

13 - 4/30/16-5/21/16

**Most Consecutive SEC Wins**

10 - 3/21/99-4/11/99

**Most Consecutive SEC Losses**

18 - 3/12/00-4/28/00

**Most Wins to Start Season**

18 - 2/7/96-3/5/96

**Most SEC Wins**

22 - 1999, 2021

**Most SEC Losses**

23 - 2016

## ATTENDANCE

**Home Game**

**Regular season (Tickets sold):**

13,472 vs. USC - 5/3/18

**Regular season (Actual):**

11,103 vs. LSU - 4/9/11

**Home Series**

**Regular season (Tickets sold):**

34,796 vs. Ole Miss (three games) - 4/29/22 - 5/1/22

**Regular season (Actual):**

29,931 vs. LSU (three games) - 5/4/07 - 5/6/07

**Home Total Season**

**Tickets sold:** 370,940 (38 games) - 2023

**Actual:** 244,182 (39 games) - 2018

**Home Average Season**

**Tickets sold:** 10,376 (35 games) - 2022

**Actual:** 7,419 (34 games) - 2018

**NCAA Postseason Home Game**

12,167 vs. Missouri State - 6/6/15

(NCAA Fayetteville Super Regional)

**All Games**

26,155 vs. Florida State - 6/15/19

(College World Series Game 1, Omaha, Neb.)



Arkansas has finished in the top five nationally in attendance for two decades, including in 2015 when the Razorbacks ranked second nationally with an average attendance of 7,817 fans per game. The 2015 season saw, what was at the time, the largest crowd in Baum-Walker Stadium history with 12,589 tickets sold against Mississippi State on April 25 as well as the largest postseason crowd in Baum-Walker Stadium history with 12,167 fans against Missouri State for Game 2 of the NCAA Fayetteville Super Regional on June 6.



## INDIVIDUAL BATTING

**Games**

**Season:** 69, Eric Cole - 2018  
 Dominic Fletcher - 2018  
 Heston Kjerstad - 2018  
**Career:** 246, Danny Hamblin - 2004-07

**Batting Average**

**Season (min. 95 AB):** .429, Zack Cox - 2010  
**Career (min. 300 AB):** .377, Matt Erickson - 1995-97

**At Bats**

**Game:** 9, Greg D'Alexander vs. Texas A&M - 5/5/89  
 Scott Pose vs. Texas A&M - 5/5/89  
**Season:** 283, Casey Martin - 2019  
**Career:** 940, Danny Hamblin - 2004-07

**Runs**

**Game:** 6, Trevor Ezell vs. Grambling State - 4/30/19  
 Jeremy Jackson vs. Northeastern (Okla.) State - 4/16/97  
 Todd Zacher vs. Western Michigan - 2/28/81  
**Season:** 87, Eric Hinske - 1997  
**Career:** 241, Ryan Lundquist - 1996-99

**Hits**

**Game:** 6, Jeremy Jackson vs. Northeastern (Okla.) State - 4/16/97  
 Jason McConnell vs. Vanderbilt - 3/16/97  
 Kenderick Moore vs. Alabama - 5/20/95  
 Jeff King vs. Houston - 4/14/84  
**Season:** 102, Zack Cox - 2010  
**Career:** 288, Ryan Lundquist - 1996-99

**Doubles**

**Game:** 4, Rodney Nye vs. Louisiana Tech - 3/31/98  
**Season:** 28, Jim Kremers - 1987  
**Career:** 68, Ryan Lundquist - 1996-99

**Triples**

**Game:** 2, by many; last by Bobby Wernes vs. North Dakota - 2/14/15  
**Season:** 12, Troy Eklund - 1989; Johnny Ray - 1979  
**Career:** 20, Ty Bilderback - 1992-95

**Home Runs**

**Game:** 3, Chad Spanberger vs. Auburn - 5/25/17  
 Brett Eibner vs. Grambling State - 6/4/10  
 Tim Smalling at Ole Miss - 4/26/08  
 Aaron Murphree vs. Siena - 3/7/08  
 Danny Hamblin vs. Oral Roberts - 4/12/05  
 Rodney Nye at South Carolina - 5/16/99  
 Ryan Lundquist vs. Central Missouri State - 3/4/97  
 Scott Epps vs. SMS - 4/30/92  
 Kevin McReynolds vs. TCU - 4/27/80  
 Greg Snowden vs. Rice - 1974  
**Season:** 24, Ryan Lundquist - 1997  
**Career:** 57, Danny Hamblin - 2004-07

**RBI**

**Game:** 9, Ryan Lundquist vs. Central Missouri State - 3/4/97  
**Season:** 82, Jeff King - 1985  
**Career:** 232, Ryan Lundquist - 1996-99

**Walks**

**Game:** 5, Jared Weger vs. Louisiana Tech - 3/12/23  
 Jake Dugger vs. Alabama - 5/5/06  
 Jim Kremers vs. Northwest Missouri State - 3/4/85  
**Season:** 68, Scott Loseke - 1983  
**Career:** 163, Jake Dugger - 2004-07

**Strikeouts**

**Game:** 5, Heston Kjerstad at LSU - 5/5/18  
 Ty Bilderback - 5/19/94  
 Jeff Parsons vs. Auburn - 5/19/94  
**Season:** 79, Casey Martin - 2019  
**Career:** 235, Danny Hamblin - 2004-07



Danny Hamblin holds the Arkansas career records for home runs (57) and games played (246).

**Stolen Bases**

**Game:** 4, Logan Forsythe vs. Ole Miss - 5/19/07  
 Scott Pose vs. Missouri Southern - 2/13/88  
 Jim Ward vs. Eastern Illinois - 1984  
 Shaun Lacey vs. North Texas State - 1978  
**Season:** 42, Scott Loseke - 1983  
**Career:** 95, Kenderick Moore - 1992-96

**Total Bases**

**Game:** 15, Ryan Lundquist vs. Central Missouri St. - 3/4/97  
**Season:** 190, Ryan Lundquist - 1997  
**Career:** 538, Ryan Lundquist - 1996-99

**Extra-Base Hits**

**Game:** 4, Dylan Leach vs. Central Arkansas - 4/5/22  
 Brett Eibner vs. Grambling State - 6/4/10  
 Andy Wilkins at Oklahoma - 5/30/09  
 Danny Hamblin at Oral Roberts - 4/12/05  
 Rodney Nye vs. Louisiana Tech - 3/31/98  
 Ryan Lundquist vs. Central Missouri St. - 3/4/97  
 Greg D'Alexander vs. Indiana State - 4/1/90  
 Kirk Piskor vs. Wis.-Oshkosh - 3/19/90  
 Ralph Kraus vs. TCU - 4/19/85  
**Season:** 50, Andy Skeels - 1987  
**Career:** 131, Ryan Lundquist - 1996-99

**Slugging Percentage**

**Season (min. 150 AB):** .819, Ryan Lundquist - 1997  
**Career (min. 300 AB):** .694, Jeff King - 1984-86

**Hit By Pitch**

**Game:** 4, Collin Kuhn vs. Georgia - 4/18/10  
 Judd Kindle vs. Kansas St. - 3/10/03  
 Jack Welsh vs. Florida - 3/25/00  
 Jack Welsh vs. Centenary - 3/1/00  
**Season:** 25, Collin Kuhn - 2010  
**Career:** 53, Collin Kuhn - 2009-11

**Sacrifice Hits**

**Game:** 2, by many; last by Zack Gregory vs. Mississippi St. - 4/3/22  
**Season:** 15, Joe Serrano - 2013  
**Career:** 36, Jeff Houck - 1990-93

**Sacrifice Flies**

**Game:** 2, 15 times; last by Brady Slavens vs. UAPB - 4/13/21  
**Season:** 12, Greg D'Alexander - 1989  
**Career:** 20, Greg D'Alexander - 1987-90

## INDIVIDUAL PITCHING

**Wins**

**Season:** 14, Blaine Knight - 2018  
**Career:** 34, Scott Tabor - 1979-82

**Appearances**

**Season:** 36, Phillip Stidham - 1989, 1991  
**Career:** 105, Phillip Stidham - 1989-91

**Innings Pitched**

**Game:** 11.2, Charlie Corbell vs. Rice - 1983  
**Season:** 124.0, Nick Schmidt - 2007; Rich Erwin - 1979  
**Career:** 383.1, Charley Boyce - 2003-06

**Strikeouts**

**Game:** 17, Jess Todd vs. South Carolina - 5/24/07  
**Season:** 155, David Walling - 1999  
**Career:** 345, Nick Schmidt - 2005-07

**Walks**

**Game:** 9, John Cebuhar vs. Missouri - 4/27/88  
 Steve Parker vs. Rice - 3/15/86  
**Season:** 73, John Cebuhar - 1987  
**Career:** 165, Barry Lunney - 1993-97

**ERA**

**Season (min. 45 IP):** 0.90, Kevin Kopps - 2021  
**Career (min. 100 IP):** 1.62, Phillip Stidham - 1989-91

**Saves**

**Season:** 14, Matt Cronin - 2018  
**Career:** 33, Phillip Stidham - 1989-91

**Games Started**

**Season:** 20, DJ Baxendale - 2012  
**Career:** 55, Charley Boyce - 2003-06

**Complete Games**

**Season:** 11, Steve Krueger - 1979, 1980  
**Career:** 28, Scott Tabor - 1979-82



## INDIVIDUAL FIELDING

**Putouts**

**Game:** 20, Trevor Ezell at Auburn - 4/5/19  
 Andy Wilkins vs. Washington St. - 5/29/09  
**Season:** 627, Dominic Ficociello - 2012  
**Career:** 1,301, Danny Hamblin - 2004-07

**Assists**

**Game:** 10, Bo Bigham vs. Vanderbilt - 3/26/11  
 Devin Day vs. Texas-Pan American - 3/7/04  
**Season, infielder:** 197, Tim Carver - 2012  
**Season, outfielder:** 11, Jay Carpenter - 1988  
 11, Tyler Spoon - 2014  
**Career:** 539, Tim Thomas - 1989-92

**Errors**

**Game:** 4, Chris Shaddy vs. TCU - 4/27/80  
**Season:** 28, Jason McConnell - 1996  
**Career:** 57, Allen Williams - 1991-94

## INDIVIDUAL MISCELLANEOUS

**Longest Hit Streak**

30 games, Randy Bobb - 1987

**Consecutive Hits**

10, Craig Gentry - 2005

**Consecutive Steals**

37, Chris Clark - 1994-97

**Fewest Strikeouts (min. 200 AB)**

6, Keith Longoria (202 AB) - 1982

**Consecutive Strikeouts (start of game)**

9, Jess Todd - vs. South Carolina - 5/24/07

**Consecutive Strikeouts (multiple games)**

11, Kevin Kopps - at South Carolina (1; 4/22/21), at South Carolina (6; 4/23/21), at LSU (4; 4/30/21)

**Consecutive Batters Retired**

28, Kevin Kopps vs. Texas A&M (6; 4/17), at South Carolina (9; 4/22), at South Carolina (6; 4/23), at LSU (7; 4/30) - 2021  
 20, Richie Nye vs. Iowa State - 1996  
 Tim Deitz vs. Texas A&M - 1983

**Consecutive Scoreless Innings Pitched**

29.0, David Walling - 1998

**Fewest Walks (season, min. 30 IP)**

5, Marshall Denton (30.0 IP - 2019)  
 5, Jarrett Gardner (93.1 IP - 2003)

**Fewest Hits (season, min. 30 IP)**

12, Bill Bakewell (31 IP), 1977

**Fewest Runs (season, min. 30 IP)**

4, Michael Gunn (36.2 IP) - 2014

**Fewest Earned Runs (season, min. 30 IP)**

3, Michael Gunn (36.2 IP) - 2014

**Most Defeats (season)**

10, Charley Boyce - 2005

**Longest Relief Appearance**

9.0 IP, Les Lancaster vs. Oral Roberts - 5/9/82

**Best Win Pct. by Pitcher (min. 10 decisions)**

1.000, Blaine Knight (14-0) - 2018  
 1.000, Steve Krueger (13-0) - 1980



Craig Gentry patrolled the Razorbacks' outfield in 2005 and 2006. He set the Arkansas record for most consecutive hits with 10 in 2005.



DJ Baxendale set the Arkansas single-season record with 20 starts during the 2012 season.



# CAREER BATTING RECORDS

## GAMES PLAYED

Gms	Player	Years
1. 246	Danny Hamblin	2004-07
2. 242	Kenderick Moore	1992-96
3. 239	Jake Dugger	2004-07
4. 236	Jeff Houck	1990-93
5. 234	Don Thomas	1986-89
6. 232	Ryan Lundquist	1996-99
7. 228	Brian Kirby	1998-01
8. 226	Ralph Kraus	1983-86
9. 223	Greg D'Alexander	1987-90
223	Troy Eklund	1986-89

## BATTING AVG (MIN. 300 AB)

AVG	Player	Years
1. .377	Matt Erickson	1995-97
2. .373	Dave Patterson	1985-86
3. .372	Jeff King	1984-86
4. .358	Andy Skeels	1986-87
5. .356	Randy Bobb	1987-88
6. .355	Zack Cox	2009-10
7. .350	Jeff Hoefler	2000-01
8. .349	Mark Johnson	1990-91
9. .348	Ryan Hinske	1996-98
10. .343	Heston Kjerstad	2018-20
.343	Scott Loseke	1982-83

## AT BATS

AB	Player	Years
1. 940	Danny Hamblin	2004-07
2. 880	Kenderick Moore	1992-96
3. 874	Ryan Lundquist	1996-99
4. 863	Jake Dugger	2004-07
5. 776	Scott Hode	2002-05
6. 770	Jeff Houck	1990-93
7. 769	Allen Williams	1991-94
8. 766	Brian Kirby	1998-01
9. 759	Jack Welsh	1997-00
10. 756	Bo Bigham	2009-12
756	Tim Carver	2009-12

## HITS

Hits	Player	Years
1. 288	Ryan Lundquist	1996-99
2. 284	Danny Hamblin	2004-07
3. 282	Kenderick Moore	1992-96
4. 260	Matt Erickson	1995-97
5. 247	Allen Williams	1991-94
6. 245	Ralph Kraus	1983-86
7. 243	Greg D'Alexander	1987-90
8. 242	Jake Dugger	2004-07
9. 237	Jeff King	1984-86
10. 229	Jack Welsh	1997-00

## SINGLES

1B	Player	Years
1. 209	Kenderick Moore	1992-96
2. 183	Matt Erickson	1995-97
3. 176	Jeff Houck	1990-93
4. 174	Bo Bigham	2009-12
5. 165	Joe Serrano	2012-15
165	Jack Welsh	1997-00
7. 163	Danny Hamblin	2004-07
8. 162	Jake Dugger	2004-07
9. 161	Tim Carver	2009-12
10. 157	Ben Tschepikow	2005-09
157	Clay Goodwin	2002-05
157	Ryan Lundquist	1996-99

## DOUBLES

2B	Player	Years
1. 68	Ryan Lundquist	1996-99
2. 62	Matt Erickson	1995-97
3. 61	Danny Hamblin	2004-07
4. 60	Allen Williams	1991-94
5. 58	Brian Kirby	1998-01
58	Jim Kremers	1985-88
58	Ralph Kraus	1983-86
8. 56	Greg D'Alexander	1987-90
56	Jeff King	1984-86
10. 55	Eric Hinske	1996-98
55	John Hennell	1978-81

## TRIPLES

3B	Player	Years
1. 20	Ty Bilderback	1992-95
2. 19	Allen Williams	1991-94
3. 18	Norm Roberts	1982-85
4. 17	Troy Eklund	1986-89
17	Ralph Kraus	1983-86
6. 15	Jason McConnell	1995-97
7. 14	Scott Epps	1989-92
14	Kevin McReynolds	1979-81
14	Johnny Ray	1978-79
10. 13	Kenderick Moore	1992-96
13	Bubba Carpenter	1988-91
13	John Hennell	1978-81

## HOME RUNS

HR	Player	Years
1. 57	Danny Hamblin	2004-07
2. 56	Ryan Lundquist	1996-99
3. 42	Brett Eibner	2008-10
42	Andy Wilkins	2008-10
42	Jeff King	1984-86
6. 39	Brady Slavens	2021-23
39	Brian Kirby	1998-01
8. 37	Heston Kjerstad	2018-20
9. 35	Rodney Nye	1998-99
35	Greg D'Alexander	1987-90

## SLUGGING PCT. (MIN. 300 AB)

SLG	Player	Years
1. .695	Jeff King	1984-86
2. .681	Andy Skeels	1986-87
3. .642	Kevin McReynolds	1979-81
4. .632	Rodney Nye	1998-99
5. .616	Ryan Lundquist	1996-99
6. .608	Eric Hinske	1996-98
7. .590	Heston Kjerstad	2018-20
8. .589	Andy Wilkins	2008-10
9. .587	Brett Eibner	2008-10
.587	Norm Roberts	1982-85

## RUNS

Runs	Player	Years
1. 241	Ryan Lundquist	1996-99
2. 212	Jack Welsh	1997-00
3. 204	Kenderick Moore	1992-96
4. 202	Danny Hamblin	2004-07
5. 193	Allen Williams	1991-94
6. 188	Matt Erickson	1995-97
7. 182	Jake Dugger	2004-07
182	Troy Eklund	1986-89
9. 178	Eric Hinske	1996-98
178	Jeff King	1984-86

## RBI

RBI	Player	Years
1. 233	Ryan Lundquist	1996-99
2. 219	Danny Hamblin	2004-07
3. 204	Jeff King	1984-86
4. 184	Greg D'Alexander	1987-90
5. 180	Troy Eklund	1986-89
6. 173	Eric Hinske	1996-98
173	Jim Kremers	1985-88
8. 165	Andy Wilkins	2008-10
165	Brian Kirby	1998-01
10. 163	Brady Slavens	2021-23

## TOTAL BASES

TB	Player	Years
1. 538	Ryan Lundquist	1996-99
2. 522	Danny Hamblin	2004-07
3. 443	Jeff King	1984-86
4. 416	Greg D'Alexander	1987-90
5. 400	Kenderick Moore	1992-96
400	Ralph Kraus	1983-86
7. 399	Allen Williams	1991-94
8. 394	Jake Dugger	2004-07
9. 388	Brian Kirby	1998-01
10. 386	Troy Eklund	1986-89

## EXTRA-BASE HITS

EBH	Player	Years
1. 131	Ryan Lundquist	1996-99
2. 121	Danny Hamblin	2004-07
3. 110	Jeff King	1984-86
4. 98	Brian Kirby	1998-01
5. 97	Allen Williams	1991-94
97	Greg D'Alexander	1987-90
7. 96	Ralph Kraus	1983-86
8. 93	Troy Eklund	1986-89
9. 91	Eric Hinske	1996-98
10. 88	Jim Kremers	1985-88

## STOLEN BASES

SB	Player	Years
1. 95	Kenderick Moore	1992-96
2. 72	Scott Bridges	2002-05
3. 71	Allen Williams	1991-94
4. 68	Scott Pose	1987-89
5. 65	Jeff Houck	1990-93
6. 63	Jeff Parsons	1993-95
7. 57	Scott Loseke	1982-83
8. 50	Collin Kuhn	2009-11
50	Scott Bridges	2002-05
50	Jack Welsh	1997-00

## WALKS

BB	Player	Years
1. 163	Jake Dugger	2004-07
2. 156	Tim Thomas	1989-92
3. 129	Allen Williams	1991-94
4. 121	Danny Hamblin	2004-07
121	Bubba Carpenter	1988-91
6. 120	Jeff Houck	1990-93
7. 114	Luke Bonfield	2015-18
8. 112	Andy Wilkins	2008-10
9. 110	Scott Pose	1987-89
10. 106	Jeff Parsons	1993-95

## STRIKEOUTS

K	Player	Years
1. 235	Danny Hamblin	2004-07
2. 224	Brian Kirby	1998-01
3. 211	Jake Dugger	2004-07
4. 202	Carson Shaddy	2015-18
5. 168	Ryan Lundquist	1996-99
6. 161	Brett Eibner	2008-10
7. 158	Christian Franklin	2019-21
8. 157	Casey Martin	2018-20
9. 151	Matt Vinson	2010-13
151	Ryan Fox	2001-03

## SACRIFICE HITS

SH	Player	Years
1. 36	Jeff Houck	1990-93
2. 32	Joe Serrano	2012-15
3. 24	Tim Carver	2009-12
4. 22	Scott Hode	2002-05
5. 18	Jacob Morris	2011-13
18	Scott Bridges	2002-05
18	Tim Thomas	1989-92
18	Don Thomas	1986-89
9. 17	James McCann	2009-11
17	Allen Williams	1991-94

## SACRIFICE FLIES

SF	Player	Years
1. 20	Greg D'Alexander	1987-90
2. 18	Jeff King	1984-86
3. 16	Brady Slavens	2021-23
16	Danny Hamblin	2004-07
5. 15	Kenderick Moore	1992-96
15	Allen Williams	1991-94
7. 13	Jack Welsh	1997-00
13	Troy Eklund	1986-89
9. 12	Dominic Fletcher	2017-19
12	Luke Bonfield	2015-18
12	Dominic Ficociello	2011-13
12	Scott Hode	2002-05
12	Eric Hinske	1996-98
12	Kyle Harris	1992-94

## HIT BY PITCH

HBP	Player	Years
1. 53	Collin Kuhn	2009-11
2. 52	Jack Welsh	1997-00
3. 48	Ryan Lundquist	1996-99
4. 34	Kenderick Moore	1992-96
34	Michael Bernal	2014-16
6. 33	Heston Kjerstad	2018-20
33	Joe Jester	1997-99
8. 32	Brady Toops	2002-04
9. 30	Carson Shaddy	2015-18
30	Brian Anderson	2012-14

\* Current players in bold

HISTORY & RECORDS





**GAMES PLAYED**

Gms	Player	Year
1. 69	Eric Cole	2018
69	Dominic Fletcher	2018
69	Heston Kjerstad	2018
4. 68	Haas Pratt	2004
68	Casey Rowlett	2004
6. 67	Cayden Wallace	2022
67	Tim Carver	2012
67	Dominic Ficociello	2012
67	Matt Reynolds	2012
67	Jake Dugger	2004
67	Jim Kremers	1987
67	Andy Skeels	1987
67	Kelly Zane	1987

**BATTING AVG (MIN. 95 AB)**

AVG	Player	Year
1. .429	Zack Cox	2010
2. .425	Jeremy Jackson	1997
3. .417	Bill Dorothy	1969
4. .398	Matt Erickson	1997
5. .397	Ryan Lundquist	1997
.397	Ralph Kraus	1986
7. .393	Jim Kremers	1987
8. .391	Matt Erickson	1996
9. .387	Greg D'Alexander	1990
.387	Dave Patterson	1986

**AT BATS**

AB	Player	Year
1. 283	Casey Martin	2019
2. 281	Eric Cole	2018
3. 275	Cayden Wallace	2022
4. 269	Rodney Nye	1999
5. 267	Dominic Fletcher	2018
6. 266	Heston Kjerstad	2019
7. 265	Dominic Fletcher	2019
8. 264	Tim Carver	2012
9. 263	Joe Jester	1999
10. 262	Heston Kjerstad	2018
262	Ryan Lundquist	1999

**HITS**

Hits	Player	Year
1. 102	Zack Cox	2010
2. 97	Matt Erickson	1996
3. 94	Matt Erickson	1997
94	Jeremy Jackson	1997
94	Jim Kremers	1987
6. 93	Jeff King	1985
7. 92	Ryan Lundquist	1997
8. 91	Andy Skeels	1987
91	Ralph Kraus	1986
91	Dave Patterson	1986

**SINGLES**

1B	Player	Year
1. 78	Zack Cox	2010
2. 68	Matt Erickson	1996
3. 67	Tom Pagnozzi	1983
4. 66	Scott Pose	1989
66	Dave Patterson	1986
66	Dave Patterson	1985
7. 64	Jason McConnell	1996
8. 62	Tim Carver	2012
9. 60	Casey Martin	2018
60	Casey Rowlett	2004
60	Matt Erickson	1997
60	Kenderick Moore	1995
60	Kirk Piskor	1990
60	Greg D'Alexander	1989

**DOUBLES**

2B	Player	Year
1. 28	Jim Kremers	1987
2. 27	Eric Hinske	1998
27	Matt Erickson	1997
27	Ralph Kraus	1986
5. 26	Jeff King	1985
6. 25	Trevor Ezell	2019
25	Andrew Wishy	2003
25	Andy Skeels	1987
9. 24	Dominic Fletcher	2019
24	Rodney Nye	1998
24	Matt Erickson	1996
24	Kelly Zane	1987

**TRIPLES**

3B	Player	Year
1. 12	Troy Eklund	1989
12	Johnny Ray	1979
3. 9	Bob Hughes	1994
4. 8	Kirk McConnell	2002
8	Jeremy Jackson	1997
8	Scott Loseke	1983
8	Kevin McReynolds	1979
8	Stan Ley	1971
8	David Marshall	1971
10. 7	Jason McConnell	1996
7	Ty Bilderback	1994
7	Andy Skeels	1987
7	Ralph Kraus	1986
7	Norm Roberts	1985
7	Chris Shaddy	1981

**HOME RUNS**

HR	Player	Year
1. 24	Ryan Lundquist	1997
2. 22	Brett Eibner	2010
22	Danny Hamblin	2007
4. 20	Andrew Benintendi	2015
20	Chad Spanberger	2017
20	Rodney Nye	1999
7. 19	Andy Wilkins	2009
19	Ryan Fox	2003
9. 18	Andy Skeels	1987
10. 17	Heston Kjerstad	2019
17	Danny Hamblin	2006
17	Michael Conner	2002
17	Eric Hinske	1997
17	Jeff King	1986
17	Jeff King	1985
17	Kevin McReynolds	1980

**SLUGGING PCT (MIN. 150 AB)**

SLG	Player	Year
1. .819	Ryan Lundquist	1997
2. .802	Jeff King	1986
3. .763	Andy Skeels	1987
4. .734	Ralph Kraus	1986
5. .723	Kevin McReynolds	1980
6. .718	Brett Eibner	2010
7. .717	Andrew Benintendi	2015
8. .701	Jeremy Jackson	1997
.701	Jeff King	1985
10. .689	Greg D'Alexander	1990

**RUNS**

Runs	Player	Year
1. 87	Eric Hinske	1997
2. 86	Matt Erickson	1997
3. 83	Ryan Lundquist	1997
4. 78	Jason McConnell	1996
5. 76	Joe Jester	1999
6. 72	Trevor Ezell	2019
72	Dave Patterson	1986
8. 71	Jason McConnell	1997
71	Scott Loseke	1983
10. 70	Andy Skeels	1987

**RBI**

RBI	Player	Year
1. 82	Jeff King	1985
2. 78	Rodney Nye	1999
78	Ryan Lundquist	1997
4. 76	Eric Hinske	1997
76	Jim Kremers	1987
76	Andy Skeels	1987
7. 72	Jeremy Jackson	1997
8. 71	Brett Eibner	2010
71	Casey Coon	2007
71	Eric Hinske	1998

**TOTAL BASES**

TB	Player	Year
1. 190	Ryan Lundquist	1997
2. 184	Andy Skeels	1987
3. 178	Jeff King	1985
4. 168	Ralph Kraus	1986
5. 167	Rodney Nye	1999
6. 162	Andrew Benintendi	2015
7. 161	Collin Kuhn	2010
8. 159	Kevin McReynolds	1980
9. 158	Jim Kremers	1987
10. 155	Casey Martin	2019
155	Brett Eibner	2010
155	Eric Hinske	1997
155	Jeremy Jackson	1997

**EXTRA-BASE HITS**

EBH	Player	Year
1. 50	Andy Skeels	1987
2. 48	Ryan Lundquist	1997
3. 47	Jeff King	1985
4. 46	Ralph Kraus	1986
5. 42	Jim Kremers	1987
42	Jeff King	1986
7. 40	Casey Martin	2019
8. 39	Brett Eibner	2010
39	Rodney Nye	1999
39	Rodney Nye	1998

**STOLEN BASES**

SB	Player	Year
1. 42	Scott Loseke	1983
2. 35	Joe Jester	1999
35	Gary Jones	1982
4. 32	Jeff Parsons	1995
5. 29	Kenderick Moore	1996
29	Allen Williams	1992
7. 28	Ty Bilderback	1995
28	Scott Pose	1989
9. 27	Jim Ward	1984
10. 26	Kenderick Moore	1995
26	Mark Johnson	1990
26	Dan Campbell	1987

**WALKS**

BB	Player	Year
1. 68	Scott Loseke	1983
2. 58	Gary Jones	1982
3. 57	Jeff King	1986
4. 54	Tim Thomas	1990
5. 53	Mark Burnett	1999
6. 50	Andrew Benintendi	2015
50	Jake Dugger	2004
8. 49	Chase Leavitt	2009
9. 48	Andy Wilkins	2009
48	Tim Thomas	1992

**STRIKEOUTS**

K	Player	Year
1. 79	Casey Martin	2019
2. 78	Christian Franklin	2021
3. 73	Brian Kirby	1999
4. 69	Danny Hamblin	2007
5. 66	Brady Slavens	2022
66	Christian Franklin	2019
7. 65	Heston Kjerstad	2019
65	Zack Cox	2009
9. 64	Brady Slavens	2021
64	Casey Martin	2018

**SACRIFICE HITS**

SH	Player	Year
1. 15	Joe Serrano	2013
2. 11	Jeff Houck	1992
3. 10	Tim Carver	2012
10	Jacob Morris	2012
10	Jeff Houck	1993
10	Ron Moore	1987
7. 9	Zack Gregory	2022
9	Brady Toops	2004
9	Matt Erickson	1995
9	David Williams	1971

**SACRIFICE FLIES**

SF	Player	Year
1. 12	Greg D'Alexander	1989
2. 9	Eric Hinske	1997
3. 8	Robert Moore	2021
8	Jacob Nesbit	2019
8	Brian Anderson	2014
8	Jack Welsh	1999
7. 7	Heston Kjerstad	2018
7	Jax Biggers	2018
7	Luke Bonfield	2017
7	Tyler Spoon	2015
7	Scott Hode	2004
7	Allen Williams	1994
7	Kyle Harris	1992
7	Jeff King	1986
7	Doyle Wilson	1985
7	Kevin McReynolds	1979

**HIT BY PITCH**

HBP	Player	Year
1. 25	Collin Kuhn	2010
2. 22	Joe Jester	1999
3. 21	Casey Coon	2007
4. 18	Heston Kjerstad	2018
18	Michael Bernal	2014
18	Michael Conner	2002
18	Jack Welsh	2000
7. 17	Brady Toops	2004
8. 16	Jace Bohrofen	2023
16	Zack Gregory	2022
16	Collin Kuhn	2011
16	Jack Welsh	1998

\* Current players in bold

# A || CAREER PITCHING RECORDS

## APPEARANCES

APP	Player	Years
1.	105 Phillip Stidham	1989-91
2.	94 Kole Ramage	2018-22
3.	92 Kevin Kopps	2017-2021
4.	87 Charley Boyce	2003-06
5.	82 Rob Quarnstrom	1995-98
6.	78 Josh Merryman	2000-03
7.	77 Barrett Astin	2011-13
8.	71 Zebulon Vermillion	2018-22
	71 Josh Alberius	2014-17
	71 Brandon Moore	2011-13
	71 Wes McCrotty	1998-01

## VICTORIES

Wins	Player	Years
1.	34 Scott Tabor	1979-82
2.	30 Charley Boyce	2003-06
3.	28 Nick Schmidt	2005-07
4.	26 Dennis Fletcher	1986-89
5.	25 Brian Cook	1990-93
6.	24 Blaine Knight	2016-18
	24 Matt Carnes	1995-97
8.	23 Doug Bennett	1989-91
	23 Kevin Campbell	1984-86
	23 Steve Krueger	1979-80
	23 Rich Erwin	1976-79

## SAVES

Saves	Player	Years
1.	33 Phillip Stidham	1989-91
2.	27 Matt Cronin	2017-19
3.	15 Barrett Astin	2011-13
	15 Bill Bakewell	1977-79
5.	14 Tim Deitz	1983-85
6.	13 Kevin Kopps	2017-21
	13 Colby Suggs	2011-13
	13 Stephen Richards	2007-09
	13 Les Lancaster	1982-84
10.	12 Tim Peters	1986-87

## COMPLETE GAMES

CG	Player	Years
1.	28 Scott Tabor	1979-82
2.	22 Steve Krueger	1979-80
3.	18 Terry Verhage	1968-71
4.	16 Kevin Campbell	1984-86
5.	15 Matt Carnes	1995-97
6.	14 Rich Erwin	1976-79
	14 Mark McClain	1976-77
	14 Larry Paulsen	1970-73
9.	13 Charlie Corbell	1982-83
10.	10 Brian Cook	1990-93
	10 Warren Hemm	1975-76

## GAMES STARTED

GS	Player	Years
1.	55 Charley Boyce	2003-06
2.	52 Nick Schmidt	2005-07
3.	49 Randall Fant	2010-13
4.	46 Kevin Campbell	1984-86
	46 Scott Tabor	1979-82
6.	45 Ryne Stanek	2011-13
7.	44 Dennis Fletcher	1986-89
8.	43 Charlie Isaacson	1999-02
9.	42 Blaine Knight	2016-18
	42 Barry Lunney Jr.	1993-97
	42 Brent Birch	1990-93
	42 Brian Cook	1990-93

## INNINGS PITCHED

IP	Player	Years
1.	383.1 Charley Boyce	2003-06
2.	368.0 Scott Tabor	1979-82
3.	340.1 Nick Schmidt	2005-07
4.	306.0 Matt Carnes	1995-97
5.	301.2 Kevin Campbell	1984-86
6.	278.0 Charlie Isaacson	1999-02
7.	272.2 Brent Birch	1990-93
8.	265.0 Rich Erwin	1976-79
9.	261.2 Ray Harris	1985-88
10.	260.0 Brian Cook	1990-93

## STRIKEOUTS

K	Player	Years
1.	345 Nick Schmidt	2005-07
2.	301 Matt Carnes	1995-97
3.	283 David Walling	1998-99
4.	261 Scott Tabor	1979-82
5.	244 Blaine Knight	2016-18
6.	232 Kevin Kopps	2017-21
7.	229 Charley Boyce	2003-06
8.	225 Gerald Hannahs	1971-74
9.	224 Isaiah Campbell	2016-19
10.	223 Mike Oquist	1987-89

## WALKS

BB	Player	Years
1.	165 Barry Lunney Jr.	1993-97
2.	164 Kevin Campbell	1984-86
3.	161 Dennis Fletcher	1986-89
4.	158 Scott Tabor	1979-82
5.	141 John Cebuhar	1987-88
6.	140 Nick Schmidt	2005-07
7.	129 Matt Carnes	1995-97
8.	122 Charlie Isaacson	1999-02
9.	119 Butch Hopkins	1967-69
10.	118 Scott Brocaill	1991-94


## ERA (MIN. 100 IP)

ERA	Player	Years
1.	1.62 Phillip Stidham	1989-91
2.	1.66 Steve Krueger	1979-80
3.	2.05 Jalen Beeks	2013-14
4.	2.11 Barrett Astin	2011-13
5.	2.17 Tim Lollar	1977-78
6.	2.28 Zach Jackson	2014-15
7.	2.35 David Rhodes	1977-78
8.	2.55 Ryne Stanek	2011-13
9.	2.59 Kevin Kopps	2017-21
10.	2.64 Chris Oliver	2012-14

\* Current players in bold



Charley Boyce is the Razorbacks' all-time leader in innings pitched and starts.



Dominic Taccolini, Matt Cronin and Josh Alberius combined for the 13th no-hitter in school history against Auburn in the quarterfinals of the SEC Tournament on May 25, 2017. Alberius closed the game out over the final two innings after Taccolini started the game (2.0 IP) and Cronin threw the middle innings (3.0 IP).

## ARKANSAS NO-HITTERS

Player	Opponent	Score	Date
*Rich Erwin	Missouri Southern	0-0	3/12/76
David Rhodes	Northeastern (Okla.) State	2-0	3/1/77
Scott Glanz	North Dakota State	10-1	3/17/82
Tim Deitz	Texas A&M	3-0	4/2/83
#Fred Faust	Southwest Baptist	21-0	3/21/84
+Steve Parker	Texas A&M	10-0	3/29/86
Dennis Fletcher, Tim Sherrill, Tim Peters	St. Louis	9-0	3/11/87
Brian Cook, Brian Dennison	Evangel	10-0	4/2/91
Todd Abbott	Vanderbilt	6-0	4/1/94
Richie Nye	Iowa State	14-0	3/1/96
+Scott Roehl	Kansas State	2-0	3/20/01
Nick Schmidt, Brian McLelland, Devin Collis	Oklahoma State	3-0	2/11/06
+Dominic Taccolini, Matt Cronin, Josh Alberius	Auburn (SEC Tournament)	12-0	5/25/17

\* - 10.2 IP; # - 5.0 IP; + - 7.0 IP





### APPEARANCES

APP	Player	Year
1.	36 Phillip Stidham	1991
	36 Phillip Stidham	1989
3.	34 Tim Deitz	1985
4.	33 Kevin Kopps	2021
	33 Devin Collis	2006
	33 Phillip Stidham	1990
	33 Bobby Edwards	1987
8.	32 Barrett Astin	2012
	32 Boyd Goodner	2004
	32 Les Lancaster	1983

### VICTORIES

Wins	Player	Year
1.	14 Blaine Knight	2018
2.	13 Steve Krueger	1980
	13 Rich Erwin	1979
4.	12 Kevin Kopps	2021
	12 Isaiah Campbell	2019
6.	11 Nick Schmidt	2007
	11 Charley Boyce	2005
	11 Bobby Edwards	1988
	11 John Cebuhar	1987
	11 Fred Farwell	1985
	11 Scott Tabor	1981

### SAVES

Sv	Player	Year
1.	14 Matt Cronin	2018
2.	13 Colby Suggs	2013
3.	12 Matt Cronin	2019
	12 Phillip Stidham	1989
	12 Tim Deitz	1985
6.	11 Kevin Kopps	2021
	11 Barrett Astin	2012
	11 Phillip Stidham	1990
9.	10 Phillip Stidham	1991
10.	9 Zach Jackson	2015
	9 Stephen Richards	2009
	9 Devin Collis	2006
	9 Jason Stephens	1996

### COMPLETE GAMES

CG	Player	Year
1.	11 Steve Krueger	1980
	11 Steve Krueger	1979
3.	10 Scott Tabor	1981
	10 Rich Erwin	1979
	10 Larry Paulsen	1972
6.	8 Mark McClain	1976
7.	7 Charlie Corbell	1982
	7 Warren Hemm	1976
9.	6 Eight others	

### GAMES STARTED

GS	Player	Year
1.	20 DJ Baxendale	2012
2.	19 Connor Noland	2022
	19 Connor Noland	2019
	19 Blaine Knight	2018
	19 Charley Boyce	2004
	19 Clint Brannon	2004
7.	18 Isaiah Campbell	2019
	18 Keaton McKinney	2015
	18 Nick Schmidt	2007
	18 Duke Welker	2007
	18 John Cebuhar	1987
	18 Kevin Campbell	1985
	18 Fred Farwell	1985

### INNINGS PITCHED

IP	Player	Year
1.	124.0 Nick Schmidt	2007
	124.0 Rich Erwin	1979
3.	122.1 Charley Boyce	2005
4.	121.1 David Walling	1999
5.	120.2 Fred Farwell	1985
6.	118.1 Isaiah Campbell	2019
7.	117.0 Nick Schmidt	2007
	117.0 Matt Carnes	1996
9.	116.2 Nick Schmidt	2006
	116.2 Scott Cunningham	1994

### STRIKEOUTS

K	Player	Year
1.	155 David Walling	1999
2.	145 Nick Schmidt	2006
3.	131 Kevin Kopps	2021
4.	128 Jess Todd	2007
	128 David Walling	1998
6.	125 Isaiah Campbell	2019
7.	120 Trevor Stephan	2017
8.	114 Drew Smyly	2010
9.	113 Connor Noland	2022
10.	111 Nick Schmidt	2007
	111 Matt Carnes	1995

### WALKS

BB	Player	Year
1.	73 John Cebuhar	1987
2.	71 Kevin Campbell	1985
3.	68 John Cebuhar	1988
4.	65 Barry Lunney Jr.	1994
5.	58 Scott Cunningham	1994
	58 Dennis Fletcher	1988
7.	55 Darrel Akerfelds	1982
	55 Scott Tabor	1979
9.	53 Charlie Isaacson	1999
	53 Stuart Huchingson	1980

### ERA (MIN. 45 IP)

ERA	Player	Year
1.	0.90 Kevin Kopps	2021
2.	0.95 Phillip Stidham	1990
3.	1.20 Phillip Stidham	1991
4.	1.39 Ryne Stanek	2013
5.	1.49 Tim Brewer	1973
6.	1.50 Boyd Goodner	2004
7.	1.58 DJ Baxendale	2011
8.	1.59 Steve Krueger	1980
9.	1.73 Steve Krueger	1979
10.	1.79 Barrett Astin	2013

\* Current players in bold



Matt Cronin set the Arkansas single-season record with 14 saves during the 2018 season.

HISTORY & RECORDS

## FRESHMAN RECORDS

### HITTING

Games Played		
69	Heston Kjerstad	2018
67	Casey Martin	2018
67	Jake Dugger	2004

Batting Average		
.383	Jeff King	1984
.345	Casey Martin	2018

At Bats		
262	Heston Kjerstad	2018
253	Danny Hamblin	2004
252	Casey Martin	2018

Hits		
87	Casey Martin	2018
87	Heston Kjerstad	2018

Doubles		
19	Danny Hamblin	2004
16	Heston Kjerstad	2018

Triples		
8	Kevin McReynolds	1979

Home Runs		
14	Cayden Wallace	2021
14	Heston Kjerstad	2018
13	Casey Martin	2018
13	Zack Cox	2009
12	Dominic Fletcher	2017

Runs		
65	Heston Kjerstad	2018
53	Danny Hamblin	2004
53	Jeff Houck	1990
52	Cayden Wallace	2021

RBI		
58	Heston Kjerstad	2018
55	Jeff King	1984

Stolen Bases		
23	Jeff Houck	1990

Total Bases		
145	Heston Kjerstad	2018
140	Casey Martin	2018
122	Danny Hamblin	2004
120	Cayden Wallace	2021

Walks		
50	Jake Dugger	2004

Strikeouts		
65	Zack Cox	2009

Sacrifice Hits		
9	Matt Erickson	1995

Sacrifice Flies		
7	Heston Kjerstad	2018
7	Kyle Harris	1992
7	Kevin McReynolds	1979

Hit by Pitch		
18	Heston Kjerstad	2018
12	Ryan Lundquist	1996

### PITCHING

Wins		
10	Scott Tabor	1979

ERA (min: 45 IP)		
1.93	Gerald Hannahs	1971

Innings Pitched		
99.2	Nick Schmidt	2005
99.2	Charlie Isaacson	1999

Appearances		
36	Phillip Stidham	1989

Saves		
12	Phillip Stidham	1989

Complete Games		
5	Kevin Campbell	1984

Starts		
19	Connor Noland	2019

Strikeouts		
111	Matt Carnes	1995

Walks		
55	Scott Tabor	1979

# A || YEAR-BY-YEAR RESULTS

Year	Overall				Conference			Coach
	W	L	T	Pct.	W	L	Pct.	
1897	2	4	0	.333				None Appointed
1901	5	1	0	.833				None Appointed
1902	2	7	0	.222				None Appointed
1903	6	2	0	.750				None Appointed
1905	5	4	0	.556				None Appointed
1908	18	5	0	.783				Hugo Bezdek
1909	12	5	0	.705				Hugo Bezdek
1910	12	8	0	.600				Hugo Bezdek
1911	9	5	0	.791				Hugo Bezdek
1912	7	8	0	.467				Hugo Bezdek
1913	13	6	0	.684				Hugo Bezdek
1914	14	5	0	.737				E.T. Pickering
1915	19	7	0	.731				E.T. Pickering
1916	10	5	0	.667				T.T. McConnell
1919	5	3	0	.625				Claude Watts
1920	3	3	0	.500				Claude Watts
1922	0	6	0	.000	0	6	.000	Norman Coyle
1923	5	11	0	.313	2	5	.286	Francis Schmidt
1924	3	11	0	.214	0	8	.000	Francis Schmidt
1925	5	11	0	.313	1	11	.083	Francis Schmidt
1926	4	13	0	.235	1	10	.091	Francis Schmidt
1927	8	5	0	.615				Francis Schmidt
1928	7	6	0	.538				Francis Schmidt
1929	6	7	0	.461				Francis Schmidt
(Baseball discontinued 1930-46)								
1947	4	8	0	.333				Deke Brackett
1948	12	9	0	.571				Deke Brackett
1949	7	5	0	.538				Deke Brackett
1950	6	6	0	.500				Bill Ferrell
1951	10	7	0	.588				Bill Ferrell
1952	6	9	0	.400				Bill Ferrell
1953	7	11	0	.388				Bill Ferrell
1954	5	16	0	.238				Bill Ferrell
1955	11	11	0	.500				Bill Ferrell
1956	14	6	0	.700				Bill Ferrell
1957	6	7	0	.462				Bill Ferrell
1958	8	10	0	.444				Bill Ferrell
1959	6	8	0	.429				Bill Ferrell
1960	14	9	0	.609				Bill Ferrell
1961	9	8	0	.529				Bill Ferrell
1962	13	7	0	.650				Bill Ferrell
1963	13	10	0	.565				Bill Ferrell
1964	8	10	0	.444				Bill Ferrell
1965	3	14	0	.176				Bill Ferrell
1966	4	16	0	.200				Wayne Robbins
1967	15	14	0	.517				Wayne Robbins
1968	13	11	0	.541				Wayne Robbins
1969	18	10	0	.643				Wayne Robbins
1970	19	13	0	.594				Norm DeBriyn
1971	23	18	1	.560				Norm DeBriyn
1972	16	16	0	.500				Norm DeBriyn
1973	23	7	1	.758				Norm DeBriyn
1974	22	21	0	.512	9	15	.375	Norm DeBriyn
1975	20	22	0	.476	8	14	.364	Norm DeBriyn
1976	31	15	1	.670	12	12	.500	Norm DeBriyn
1977	33	18	0	.647	14	10	.583	Norm DeBriyn
1978	31	13	0	.705	18	6	.750	Norm DeBriyn
1979	49	15	0	.766	19	5	.792	Norm DeBriyn
1980	44	22	0	.667	15	8	.652	Norm DeBriyn
1981	31	21	0	.596	12	9	.571	Norm DeBriyn
1982	40	15	2	.719	13	8	.619	Norm DeBriyn
1983	44	21	0	.677	13	8	.619	Norm DeBriyn
1984	40	16	0	.714	12	9	.571	Norm DeBriyn
1985	51	15	0	.773	13	7	.650	Norm DeBriyn
1986	43	17	0	.717	15	6	.714	Norm DeBriyn
1987	51	16	1	.757	17	4	.810	Norm DeBriyn
1988	39	23	0	.629	12	9	.571	Norm DeBriyn
1989	51	16	0	.761	17	4	.810	Norm DeBriyn
1990	47	15	0	.758	16	5	.762	Norm DeBriyn
1991	40	22	0	.645	10	11	.476	Norm DeBriyn
1992	31	26	0	.544	10	13	.436	Norm DeBriyn
1993	33	26	0	.559	11	16	.407	Norm DeBriyn

Year	Overall				Conference			Coach
	W	L	T	Pct.	W	L	Pct.	
1994	30	27	0	.526	13	13	.500	Norm DeBriyn
1995	38	23	0	.623	13	15	.448	Norm DeBriyn
1996	39	20	0	.661	15	15	.500	Norm DeBriyn
1997	36	20	0	.643	15	14	.517	Norm DeBriyn
1998	38	21	0	.644	13	14	.481	Norm DeBriyn
1999	42	23	0	.646	22	8	.733	Norm DeBriyn
2000	24	30	0	.444	8	20	.286	Norm DeBriyn
2001	27	29	0	.482	11	19	.367	Norm DeBriyn
2002	35	28	0	.556	13	14	.481	Norm DeBriyn
2003	35	22	0	.614	14	16	.467	Dave Van Horn
2004	45	24	0	.652	19	11	.633	Dave Van Horn
2005	39	22	0	.639	13	17	.433	Dave Van Horn
2006	39	21	0	.650	18	12	.600	Dave Van Horn
2007	43	21	0	.672	18	12	.600	Dave Van Horn
2008	34	24	0	.586	14	15	.483	Dave Van Horn
2009	41	24	0	.631	14	15	.483	Dave Van Horn
2010	43	21	0	.672	18	12	.600	Dave Van Horn
2011	40	22	0	.645	15	15	.500	Dave Van Horn
2012	46	22	0	.676	16	14	.533	Dave Van Horn
2013	39	22	0	.639	18	11	.621	Dave Van Horn
2014	40	25	0	.615	16	14	.533	Dave Van Horn
2015	40	25	0	.615	17	12	.586	Dave Van Horn
2016	26	29	0	.473	7	23	.233	Dave Van Horn
2017	45	19	0	.703	18	11	.621	Dave Van Horn
2018	48	21	0	.696	18	12	.600	Dave Van Horn
2019	46	20	0	.697	20	10	.667	Dave Van Horn
2020	11	5	0	.688	0	0	--	Dave Van Horn
2021	50	13	0	.794	22	8	.733	Dave Van Horn
2022	46	21	0	.687	18	12	.600	Dave Van Horn
2023	43	18	0	.705	20	10	.667	Dave Van Horn

## Team Records - Season

### All-Time Record/Seasons:

2,392-1,461-6 (.621)/101

### All-Time Conference Record/Seasons:

Southeastern Conference - 477-423 (.530)/31

Southwest Conference - 249-190 (.567)/23

Overall Conference Record - 726-613 (.542)/54

## Razorback All-Time Head Coaching Records

Coach	W	L	T	Pct.	Tenure (Yrs.)
None	20	18	0	.527	1897-1905 (9)
Hugo Bezdek	81	37	0	.704	1908-13 (6)
E.T. Pickering	23	12	0	.657	1914-15 (2)
T.T. McConnell	10	5	0	.667	1916 (1)
Claude Watts	8	6	0	.571	1919-20 (2)
Norman Coyle	0	6	0	.000	1922 (0)
Francis Schmidt	38	64	0	.373	1923-29 (7)
Deke Brackett	23	22	0	.511	1947-49 (3)
Bill Ferrell	139	149	0	.483	1950-65 (16)
Wayne Robbins	50	51	0	.495	1966-69 (4)
Norm DeBriyn	1,161	650	6	.640	1970-2002 (33)
Dave Van Horn	839	441	0	.655	2003-Present (21)
<b>Totals</b>	<b>2,392</b>	<b>1,461</b>	<b>6</b>	<b>.621</b>	



Legendary head coach Norm DeBriyn (1,161 wins) and current Razorback head coach Dave Van Horn (839 wins) have combined for exactly 2,000 of Arkansas' 2,392 total wins (83.6 percent) in program history.





### February

Day	W-L	Win %	Home	Away	Neu.
1	0-0	N/A	0-0	0-0	0-0
2	1-0	1.000	0-0	1-0	0-0
3	0-1	.000	0-0	0-1	0-0
4	2-0	1.000	1-0	1-0	0-0
5	1-0	1.000	1-0	0-0	0-0
6	1-0	1.000	1-0	0-0	0-0
7	1-0	1.000	1-0	0-0	0-0
8	0-0	.000	0-0	0-0	0-0
9	2-3	.400	1-0	1-3	0-0
10	4-3	.571	1-0	2-3	1-0
11	10-1	.909	5-0	4-1	1-0
12	5-2	.714	4-0	0-2	1-0
13	7-3	.700	5-1	2-1	0-1
14	12-1	.893	9-0	2-0-1	1-1
15	12-3	.800	9-1	2-1	1-1
16	14-4	.778	12-1	2-2	0-1
17	18-2	.900	13-1	3-1	2-0
18	16-5	.762	12-3	2-1	2-1
19	19-5	.791	17-2	1-3	1-0
20	16-4	.800	13-2	2-0	1-2
21	21-2	.913	15-2	3-0	3-0
22	22-5	.815	20-2	1-2	1-1
23	19-5	.792	18-2	1-2	0-1
24	17-5	.773	15-4	2-1	0-0
25	25-6	.806	23-2	0-4	2-0
26	13-9	.591	11-5	1-3	1-1
27	21-8	.724	17-3	2-2	2-3
28	19-6	.760	11-0	2-2	6-4
29	7-2	.778	3-0	1-1	3-1
<b>Totals</b>	<b>305-85-1</b>	<b>.781</b>	<b>238-31</b>	<b>38-36-1</b>	<b>29-18</b>

### March

Day	W-L	Win %	Home	Away	Neu.
1	21-13	.618	13-5	3-5	5-3
2	27-9	.750	19-3	3-3	5-3
3	12-11	.522	8-4	1-3	3-4
4	23-7	.766	17-3	3-3	3-1
5	26-6	.813	22-2	4-4	0-0
6	22-10	.688	16-6	4-3	2-1
7	19-9	.679	18-2	0-5	1-2
8	23-5-1	.793	21-2-1	1-3	1-0
9	20-17	.541	18-10	2-7	0-0
10	36-6	.857	31-4	5-2	0-0
11	22-6	.786	20-3	2-3	0-0
12	20-12-1	.621	16-6-1	3-6	1-0
13	31-5	.861	27-2	4-1	0-2
14	27-10	.730	23-2	1-8	3-0
15	25-14	.641	23-6	0-7	2-1
16	31-5	.861	23-2	7-2	1-1
17	32-12	.727	21-5	7-7	4-0
18	22-12	.647	13-6	8-5	1-1
19	24-15-1	.613	15-3-1	8-10	1-2
20	23-13	.639	12-3	10-9	1-1
21	30-13	.698	20-5	10-8	0-0
22	26-13	.667	15-6	10-7	1-0
23	25-14	.641	15-3	10-11	0-0
24	18-12	.600	8-6	10-5	0-1
25	31-16	.659	25-6	5-10	1-0
26	23-14-1	.605	17-9-1	5-4	1-1
27	28-14	.683	19-5	8-3	1-6
28	23-14	.621	15-5	7-4	1-5
29	14-19	.424	10-6	4-11	0-2
30	16-16	.500	12-5	4-11	0-0
31	26-11	.703	14-7	10-4	2-0
<b>Totals</b>	<b>746-353-4</b>	<b>.678</b>	<b>546-142-4</b>	<b>159-174</b>	<b>41-37</b>

### April

Day	W-L	Win %	Home	Away	Neu.
1	23-16	.590	13-4	10-10	0-2
2	18-15	.545	8-7	10-7	0-1
3	24-11	.686	13-3	11-7	0-1
4	19-17	.528	10-10	9-7	0-0
5	26-13	.667	19-3	7-10	0-0
6	21-16	.568	16-10	5-6	0-0
7	27-8	.771	19-3	8-5	0-0
8	24-14	.632	20-9	4-5	0-0
9	24-11	.686	19-4	5-7	0-0
10	15-16	.484	9-8	6-8	0-0
11	23-12	.657	12-4	11-8	0-0
12	15-19	.441	11-5	4-14	0-0
13	25-12	.676	18-6	7-6	0-0
14	26-14	.657	20-8	5-6	1-0
15	28-11	.718	20-3	8-8	0-0
16	19-14	.576	11-5	8-9	0-0
17	24-10	.706	16-2	8-8	0-0
18	22-13	.629	14-2	8-11	0-0
19	25-14	.641	9-6	16-7	0-1
20	21-16	.568	17-4	2-12	2-0
21	20-20	.500	14-5	5-15	1-0
22	15-17	.469	3-4	12-13	0-0
23	23-17	.575	13-5	10-11	0-1
24	20-13	.606	9-7	11-4	0-2
25	15-16	.484	7-2	6-14	2-0
26	16-16	.500	9-5	6-10	1-1
27	24-15	.615	8-4	15-11	1-0
28	18-11	.621	11-4	7-6	0-1
29	23-7	.767	16-2	6-3	1-2
30	24-9	.727	17-4	7-4	0-1
<b>Totals</b>	<b>647-413</b>	<b>.610</b>	<b>401-148</b>	<b>237-252</b>	<b>9-13</b>


### May

Day	W-L	Win %	Home	Away	Neu.
1	12-14	.462	7-11	4-3	1-0
2	12-16	.429	9-9	3-6	0-1
3	13-8	.619	8-4	5-4	0-0
4	13-13	.500	10-7	3-6	0-0
5	13-8	.619	6-5	7-3	0-0
6	15-6	.714	11-3	4-3	0-0
7	13-8	.619	7-1	6-7	0-0
8	9-16	.360	5-4	4-10	0-2
9	13-8	.619	8-1	3-7	2-0
10	10-9	.526	7-3	3-5	0-1
11	12-9	.571	8-4	3-5	1-0
12	19-5	.792	8-1	10-2	1-2
13	8-15	.348	3-6	2-7	3-2
14	12-14	.462	5-5	4-7	3-2
15	14-15	.483	4-6	7-5	3-4
16	8-11	.421	0-3	6-7	2-1
17	12-5	.706	5-2	4-2	3-1
18	7-10	.411	3-2	3-7	1-1
19	10-9	.526	4-2	2-5	4-2
20	7-11	.388	2-3	1-4	4-4
21	8-9	.471	5-2	1-2	2-5
22	12-8	.600	1-2	3-1	8-5
23	8-9	.471	1-0	0-0	7-9
24	4-7	.364	0-0	0-0	4-7
25	5-8	.384	0-0	1-0	4-8
26	8-6	.571	0-0	0-1	8-5
27	5-8	.384	0-0	0-0	5-8
28	3-5	.429	1-0	0-1	2-4
29	5-3	.625	1-2	0-0	4-1
30	4-3	.571	1-0	1-0	2-3
31	7-4	.636	1-0	0-2	6-2
<b>Totals</b>	<b>301-280</b>	<b>.518</b>	<b>131-88</b>	<b>90-112</b>	<b>80-80</b>

### June

Day	W-L	Win %	Home	Away	Neu.
1	8-1	.889	3-0	0-1	5-0
2	7-4	.636	4-2	1-1	2-1
3	7-5	.583	3-2	0-0	4-3
4	9-3	.750	5-3	2-0	2-0
5	7-6	.538	4-3	1-3	2-0
6	5-6	.455	2-3	2-1	1-2
7	4-0	1.000	3-0	1-0	0-0
8	1-3	.250	1-0	0-1	0-2
9	1-3	.250	1-1	0-2	0-0
10	2-1	.667	1-1	1-0	0-0
11	5-0	1.000	3-0	2-0	0-0
12	2-2	.500	1-1	1-1	0-0
13	1-3	.250	0-1	0-1	1-1
14	0-0	.000	0-0	0-0	0-0
15	0-3	.000	0-0	0-0	0-3
16	1-0	1.000	0-0	0-0	1-0
17	2-1	.667	0-0	0-0	2-1
18	2-1	.667	0-0	0-0	2-1
19	0-2	.000	0-0	0-0	0-2
20	1-1	.500	0-0	0-0	1-1
21	1-1	.500	0-0	0-0	1-1
22	2-1	.667	0-0	0-0	2-1
23	0-1	.000	0-0	0-0	0-1
24	0-0	.000	0-0	0-0	0-0
25	0-0	.000	0-0	0-0	0-0
26	1-0	1.000	0-0	0-0	1-0
27	0-1	.000	0-0	0-0	0-1
28	0-1	.000	0-0	0-0	0-1
29	0-0	N/A	0-0	0-0	0-0
30	0-0	N/A	0-0	0-0	0-0
<b>Totals</b>	<b>69-50</b>	<b>.580</b>	<b>31-17</b>	<b>11-11</b>	<b>27-22</b>

\*Bold indicates 2024 regular season game date  
Note: Not all game dates available prior to 1980



Chad Spanberger hit nine home runs and drove in 18 runs during May of 2017, propelling Arkansas to host an NCAA Regional.

HISTORY & RECORDS



Tim Carver got off to a red-hot start in 2012, hitting .462 in February with 12 hits, eight runs scored and nine runs batted in.



Haas Pratt caught fire in April of 2004, hitting .351 with 27 hits, nine doubles and 21 RBI to spark the Hogs' College World Series run.



Joe Serrano had a June to remember in 2012, hitting .444 with 12 hits to lead Arkansas to the College World Series.

Year	G	AB	R	H	Avg.	2B	3B	HR	RBI	TB	Slg.%	BB	HBP	SO	SB	SF	SH	E
1968	24	739	146	215	.291	41	9	8	124	290	.403	125	10	118	37	-	17	-
1969	28	841	171	252	.300	44	7	23	145	379	.451	127	-	141	38	-	-	-
1970	32	890	193	247	.278	31	13	14	142	346	.389	138	7	154	49	-	30	-
1971	41	1166	221	320	.274	53	22	17	180	468	.401	142	12	183	66	-	30	-
1972	34	963	140	242	.251	32	16	11	116	339	.352	100	7	173	33	-	25	-
1973	28	777	167	240	.309	31	7	18	140	339	.436	124	8	117	50	-	11	-
1974	43	1256	209	335	.266	49	7	27	175	456	.363	157	12	216	42	-	28	55
1975	42	1193	186	297	.249	49	16	4	143	400	.335	169	17	183	51	-	24	75
1976	47	1382	226	379	.274	55	16	21	195	529	.383	194	9	194	72	-	42	-
1977	51	1459	225	356	.244	51	14	20	194	495	.339	191	20	246	79	13	14	-
1978	44	1288	235	347	.269	52	21	22	194	507	.394	224	13	173	89	14	11	60
1979	64	1978	393	600	.303	115	<b>40</b>	47	351	936	.473	246	22	245	75	28	23	91
1980	66	2023	408	624	.308	107	35	57	357	972	.480	221	14	268	78	22	11	108
1981	52	1707	398	533	.312	96	25	38	351	793	.465	236	9	251	69	26	22	73
1982	57	1681	349	525	.312	69	26	21	286	709	.422	223	13	218	142	30	45	74
1983	65	2079	437	618	.297	112	38	31	367	899	.432	290	28	345	<b>155</b>	26	20	<b>115</b>
1984	56	1775	439	593	.334	100	34	45	373	896	.504	247	32	230	103	30	25	88
1985	66	2192	543	704	.321	139	34	74	470	1133	.517	<b>361</b>	25	356	95	24	25	90
1986	60	1988	457	613	.308	123	33	54	416	964	.485	279	25	303	77	40	26	84
1987	68	2273	575	<b>740</b>	.326	<b>172</b>	38	70	498	<b>1198</b>	.527	355	23	348	123	31	44	96
1988	62	2019	482	610	.302	125	29	64	417	985	.488	301	31	309	100	32	28	67
1989	67	2233	466	686	.307	142	35	38	405	1012	.453	290	32	327	115	37	30	64
1990	62	1995	437	548	.325	115	34	46	394	969	.486	309	39	276	117	19	28	75
1991	62	1979	392	547	.276	103	31	37	329	823	.416	237	45	289	73	37	34	79
1992	57	1878	399	542	.289	101	30	29	347	790	.421	280	40	331	112	29	38	64
1993	59	1917	379	548	.286	106	34	26	326	797	.416	261	32	335	115	20	35	84
1994	57	2094	420	629	.300	119	38	36	357	932	.445	234	35	400	119	25	30	110
1995	61	2110	407	642	.304	106	34	34	342	918	.435	196	49	352	133	<b>42</b>	45	99
1996	59	2123	477	655	.313	127	31	38	420	968	.456	252	61	323	94	21	21	109
1997	56	2118	<b>589</b>	723	<b>.341</b>	168	29	80	<b>525</b>	1189	<b>.561</b>	236	50	355	90	27	14	91
1998	59	2110	498	666	.316	142	13	71	459	1047	.496	251	68	374	64	31	25	87
1999	65	2339	529	705	.301	153	7	84	473	1124	.481	325	90	441	136	27	33	88
2000	54	1904	381	550	.289	119	12	35	332	798	.419	229	72	358	66	26	32	101
2001	56	1954	353	570	.292	105	15	45	318	840	.430	207	61	357	73	19	32	101
2002	63	2187	399	608	.278	104	15	51	354	895	.409	241	89	462	63	21	37	80
2003	57	1994	377	574	.288	125	14	53	347	886	.444	206	94	370	43	16	38	89
2004	<b>69</b>	<b>2402</b>	446	697	.290	126	11	53	389	1004	.418	304	68	451	112	34	48	111
2005	61	2119	400	643	.303	133	10	53	368	955	.451	214	74	386	108	32	33	87
2006	60	2057	380	584	.284	118	11	64	336	916	.445	272	58	454	82	19	39	90
2007	64	2203	481	634	.288	135	7	75	433	1008	.458	288	<b>107</b>	482	68	34	38	85
2008	58	2004	418	582	.290	106	11	77	373	941	.470	270	59	439	61	21	40	75
2009	65	2207	412	603	.273	112	13	80	373	981	.444	279	59	518	67	15	43	82
2010	64	2276	481	697	.306	130	11	92	449	1125	.494	261	93	423	73	25	23	87
2011	62	2015	324	544	.270	100	16	38	293	790	.392	198	59	441	122	29	<b>56</b>	76
2012	68	2247	351	608	.271	119	9	39	319	862	.384	245	62	445	68	31	48	80
2013	61	2015	298	524	.260	75	12	27	270	704	.349	242	36	378	49	27	52	87
2014	65	2101	323	552	.263	92	9	28	294	746	.355	219	85	397	56	36	54	73
2015	65	2164	387	623	.288	107	18	53	343	925	.427	273	57	418	55	31	29	63
2016	55	1870	324	515	.275	90	13	49	288	778	.416	222	39	413	40	24	26	63
2017	64	2194	422	627	.286	97	13	83	385	999	.455	258	63	463	27	24	25	55
2018	<b>69</b>	2347	482	695	.296	115	5	98	452	1114	.475	324	69	511	39	<b>42</b>	21	68
2019	66	2279	491	679	.298	142	15	88	458	1115	.489	321	56	<b>581</b>	81	30	27	67
2020	16	565	118	175	.310	33	2	21	111	275	.487	78	15	146	17	7	4	15
2021	63	2094	483	560	.267	100	11	<b>109</b>	433	1009	.482	360	70	567	44	36	10	45
2022	67	2277	472	628	.276	127	11	106	443	1095	.481	325	72	546	49	24	18	43
2023	61	1990	462	543	.273	92	10	92	429	931	.468	321	77	531	53	33	15	41


Numbers in **Bold** indicate school records



Rodney Nye set the then-school record for at-bats in a single season with 269 in 1999, when he hit .320 with 11 home runs.



Eric Hinske cranked 30 homers and 91 extra-base hits during his time at Arkansas, continuing his success in his 16-year MLB playing career.



Andy Wilkins hit 15 home runs in 2010 and played a large part in the Razorbacks setting a then-single season record with 92 home runs.



# YEAR-BY-YEAR PITCHING ||



Year	G	W-L	Pct.	IP	H	R	ER	ERA	BB	SO	CG	SHO	SV
1967	29	15-14	.517	213.1	215	143	109	4.60	137	214	13	2	-
1968	24	13-11	.541	-	-	-	-	-	-	-	-	1	-
1969	28	18-10	.643	210.0	<b>166</b>	<b>95</b>	<b>70</b>	3.00	114	200	13	3	-
1970	32	19-13	.594	228.0	239	132	94	3.71	<b>106</b>	210	15	5	-
1971	41	23-17	.561	298.0	261	157	98	2.96	108	262	-	4	-
1972	34	16-18	.471	248.0	221	137	100	3.63	110	227	13	5	-
1973	31	<b>23-7</b>	.758	204.0	197	105	72	3.18	107	175	18	5	-
1974	43	22-21	.512	330.2	341	287	162	4.41	174	281	29	3	-
1975	42	20-22	.476	310.1	317	188	139	4.03	206	231	11	3	-
1976	47	31-15	.674	361.1	314	147	110	2.74	131	254	27	9	-
1977	51	33-18	.647	390.1	303	153	123	2.84	170	308	14	<b>13</b>	-
1978	44	31-13	.705	343.1	282	178	132	3.46	190	320	11	9	6
1979	64	49-15	.766	503.0	401	215	169	3.02	275	341	32	9	7
1980	66	44-22	.667	500.2	450	286	209	3.76	287	340	<b>34</b>	9	5
1981	52	31-21	.596	414.1	389	255	205	4.45	235	265	21	5	4
1982	57	40-15	.603	447.1	335	201	149	3.00	254	349	30	6	4
1983	65	44-21	.698	526.2	527	322	240	4.10	238	286	10	4	11
1984	56	40-16	.714	444.2	430	253	199	4.03	224	312	16	5	12
1985	66	<b>51-15</b>	.773	546.1	567	332	277	4.56	290	361	14	5	14
1986	60	43-17	.717	501.0	447	250	205	3.68	242	358	14	8	10
1987	68	<b>51-16</b>	.757	567.1	590	344	281	4.46	315	496	7	5	16
1988	62	39-23	.629	508.2	489	348	307	5.43	314	401	14	5	9
1989	67	<b>51-16</b>	.761	576.0	504	255	216	3.38	249	495	12	6	17
1990	62	47-15	.758	520.0	513	255	210	3.63	208	390	10	2	15
1991	62	40-22	.645	518.2	472	268	207	3.59	240	387	3	3	13
1992	57	31-26	.544	481.2	539	353	316	5.90	226	317	15	5	3
1993	59	33-26	.559	500.1	501	288	239	4.30	222	432	6	2	9
1994	57	30-27	.526	517.1	562	355	290	5.05	295	377	7	3	9
1995	61	38-23	.623	536.1	547	337	283	4.75	264	506	10	2	15
1996	59	39-20	.661	522.0	504	305	243	4.19	206	434	10	3	12
1997	56	36-20	.643	491.0	581	405	338	6.20	248	414	3	1	9
1998	59	38-21	.644	520.1	551	366	305	5.28	208	480	4	2	14
1999	65	42-23	.646	578.0	579	397	329	5.12	297	554	6	0	11
2000	54	24-30	.444	476.1	568	416	332	6.27	263	365	1	1	12
2001	56	27-29	.482	490.2	490	325	253	4.64	209	403	2	3	10
2002	63	35-28	.556	565.0	624	336	277	4.41	181	378	2	2	14
2003	57	35-22	.614	513.2	557	293	233	4.08	111	383	3	0	10
2004	<b>69</b>	45-24	.652	<b>621.1</b>	686	339	267	3.87	186	448	3	1	16
2005	61	39-22	.639	540.1	552	300	243	4.05	196	371	3	2	13
2006	60	39-21	.650	536.0	519	273	217	3.64	169	453	1	1	19
2007	64	43-21	.672	569.0	532	294	249	3.94	219	565	7	5	12
2008	58	34-24	.586	518.0	550	344	283	4.92	220	445	2	1	9
2009	65	41-24	.631	580.0	595	363	301	4.67	245	511	1	4	16
2010	64	43-21	.672	574.2	558	297	251	3.93	189	551	2	2	13
2011	62	40-22	.645	542.2	474	222	193	3.20	204	447	2	6	20
2012	68	46-22	.676	613.0	513	231	193	2.83	224	534	0	10	17
2013	61	39-22	.639	547.1	413	166	115	<b>1.89</b>	195	477	1	8	19
2014	65	40-25	.615	575.1	440	206	168	2.63	210	435	6	10	14
2015	65	40-25	.615	570.2	543	304	259	4.08	282	484	2	5	15
2016	55	26-29	.473	484.0	503	317	269	5.00	238	452	2	4	9
2017	64	45-19	.703	564.0	486	254	226	3.61	207	619	2	7	14
2018	<b>69</b>	48-21	.696	603.1	530	290	238	3.55	228	619	0	6	<b>26</b>
2019	66	46-20	.697	581.2	485	288	252	3.90	238	615	0	5	15
2020	16	11-5	.688	142.0	129	71	38	3.68	51	143	0	1	3
2021	63	50-13	<b>.794</b>	558.0	467	257	234	3.77	218	657	0	5	20
2022	67	46-21	.687	591.0	505	290	267	4.07	285	<b>674</b>	0	3	20
2023	61	43-18	.705	530.2	537	333	308	5.22	257	552	2	1	18

Numbers in **Bold** indicate school records



Cliff Lee posted a 4-3 record in 2000 with the Razorbacks and went on to win the American League Cy Young Award in 2008.



Blaine Knight went 14-0 in 2018, setting the program's single-season wins record. He was the only pitcher in the nation with a 14-0 record.



Matt Carnes recorded 301 strikeouts and 24 wins during his three-year career at Arkansas.



# || YEAR-BY-YEAR LEADERS

## HITTING (Min. 2.5 AB per game)

### Batting Average

Year	AVG	Player
1952	.308	Lyle Wilkerson
1953	.394	Lamar McHan
1954	.351	Francis Long
1955	.359	Joe Thomason
1956	.386	Joe Kretschmar
1957	.400	L. Drummonds
1958	.369	L. Drummonds
1959	.320	Pat Foster
1960	.341	Jerry Carleton
	.341	Pat Foster
1961	.375	Jerry Carleton
1962	.382	Jerry Carleton
1963	.371	Jim Jay
1964	.383	Mike Haynie
1965	.322	Bill Gray
1966	.292	Ronnie Tiffiee
1967	.341	Fredy Washington
1968	.352	Mike Pryor
1969	.417	Bill Dorothy
1970	.342	Mike Pryor
1971	.326	David Marshall
1972	.327	Stan Ley
1973	.395	Keith Cochran
1974	.372	John Jenkins
1975	.358	Wally Erwin
1976	.350	Bill Montgomery
1977	.301	Arvis Harper
1978	.356	Tim Lollar
1979	.357	Ed Wallace
1980	.386	Kevin McReynolds
1981	.378	Billy Dees
1982	.367	Dave Van Horn
1983	.362	Tom Pagnozzi
1984	.383	Jeff King
1985	.366	Jeff King
1986	.397	Ralph Kraus
1987	.393	Jim Kremers
1988	.337	Randy Bobb
1989	.383	Scott Pose
1990	.387	Greg D'Alexander
1991	.354	Mark Johnson
1992	.335	Scott Epps
1993	.335	Allen Williams
1994	.353	Kyle Harris
1995	.371	Ty Bilderback
1996	.391	Matt Erickson
1997	.425	Jeremy Jackson
1998	.365	Eric Hinske
1999	.338	Joe Jester
2000	.356	Scott Crossett
2001	.357	Jeff Hoefler
2002	.316	Scott Bridges
2003	.332	Clay Goodwin
2004	.319	Clay Goodwin
2005	.341	Danny Hamblin
2006	.326	Craig Gentry
2007	.347	Logan Forsythe
2008	.366	Chase Leavitt
2009	.319	Andy Wilkins
2010	.429	Zack Cox
2011	.335	Dominic Ficoiello
2012	.323	Matt Reynolds
2013	.325	Brian Anderson
2014	.328	Brian Anderson
2015	.376	Andrew Benintendi
2016	.332	Carson Shaddy
2017	.338	Jax Biggers
2018	.345	Casey Martin
2019	.345	Matt Goodheart
2020	.448*	Heston Kjerstad
2021	.284	Brady Slavens
2022	.326	Chris Lanzilli
2023	.318	Jace Bohrofen

### At Bats

Year	AB	Player
1967	102	Randy Marshall
1968	76	Bill Brill
1969	104	Mike Pryor
1970	98	Fred Wanger
1971	141	Stan Ley
1972	141	David Marshall
1973	110	Stan Ley
1974	95	Thurman Smith
1975	137	Doug Pogue
1976	134	Ralph Bradbury
1977	171	Ralph Bradbury
1978	187	Ralph Bradbury
1979	154	Johnny Ray
1980	220	Kevin McReynolds
1981	196	Billy Dees
1982	202	Keith Longoria
1983	250	Brett Harrison
1984	196	Jeff King
1985	254	Jeff King
1986	235	Dave Patterson
1987	241	Andy Skeels
1988	215	Jim Kremers
1989	242	Greg D'Alexander
1990	247	Kirk Piskor
1991	226	Mark Johnson
1992	229	Allen Williams
1993	212	Allen Williams
1994	243	Kenderick Moore
1995	252	Kenderick Moore

1996	255	Jason McConnell
1997	251	Jason McConnell
1998	233	Eric Hinske
1999	269	Rodney Nye
2000	203	Brian Kirby
2001	202	Brian Kirby
2002	224	Michael Conner
2003	232	Haas Pratt
2004	258	Haas Pratt
2005	224	Clay Goodwin
2006	235	Danny Hamblin
2007	232	Danny Hamblin
2008	224	Tim Smalling
2009	241	Scott Lyons
2010	259	Collin Kuhn
2011	237	Bo Bigham
2012	264	Tim Carver
2013	236	Tyler Spoon
2014	241	Brian Anderson
2015	245	Tyler Spoon
2016	211	Carson Shaddy
2017	248	Luke Bonfield
2018	267	Dominic Fletcher
2019	283	Casey Martin
2020*	67	Heston Kjerstad
2021	240	Cayden Wallace
2022	275	Cayden Wallace
2023	214	Jace Bohrofen

### Runs

Year	Runs	Player
1967	31	Fredy Washington
1968	20	Fredy Washington
1969	26	Mike Pryor
1970	27	H.A. Scott
1971	38	David Marshall
1972	22	Stan Ley
1973	23	Thurman Smith
1974	27	Dennis Lundquist
1975	30	Wally Erwin
1976	31	Bill Montgomery
1977	27	Arvis Harper
1978	27	Shaun Lacey
1979	55	Johnny Ray
1980	57	Kevin McReynolds
1981	45	Todd Zacher
1982	65	Gary Jones
1983	71	Scott Loseke
1984	52	Brett Harrison
1985	64	Jeff King
1986	72	Dave Patterson
1987	70	Andy Skeels
1988	54	Troy Eklund
1989	62	Troy Eklund
1990	56	Kirk Piskor
1991	69	Mark Johnson
1992	50	Allen Williams
1993	59	Allen Williams
1994	58	Allen Williams
1995	61	Ty Bilderback
1996	78	Jason McConnell
1997	87	Eric Hinske
1998	65	Jack Welsh
1999	76	Joe Jester
2000	66	Jack Welsh
2001	39	Michael Conner
2002	52	Michael Conner
2003	50	Ryan Fox
2004	53	Danny Hamblin
2005	44	Danny Hamblin
2006	46	Danny Hamblin
2007	59	Danny Hamblin
2008	60	Chase Leavitt
2009	54	Ben Tschepikow
2010	67	Zack Cox
2011	44	Collin Kuhn
2012	48	Matt Reynolds
2013	47	Brian Anderson
2014	45	Andrew Benintendi
2015	62	Andrew Benintendi
2016	41	Carson Shaddy
2017	41	Rick Nomura
2018	65	Chad Spanberger
2019	72	Heston Kjerstad
2020*	21	Trevor Ezell
2021	59	Christian Franklin
2022	62	Cayden Wallace
2023	54	Jace Bohrofen

### Hits

Year	Hits	Player
1967	31	Fredy Washington
1968	25	Mike Pryor
1969	40	Bill Dorothy
1970	33	Fred Wanger
1971	46	David Marshall
1972	36	Stan Ley
1973	30	Keith Cochran
1974	48	John Jenkins
1975	43	Wally Erwin
1976	31	Bill Montgomery
1977	44	Arvis Harper
1978	47	Johnny Ray
1979	77	Johnny Ray
1980	85	Kevin McReynolds
1981	74	Billy Dees
1982	65	Keith Longoria
1983	88	Tom Pagnozzi

1984	75	Jeff King
1985	93	Jeff King
1986	91	Ralph Kraus
	91	Dave Patterson
1987	94	Jim Kremers
1988	70	Randy Bobb
1989	86	Greg D'Alexander
1990	89	Kirk Piskor
1991	80	Mark Johnson
1992	73	Scott Epps
	73	Allen Williams
1993	71	Allen Williams
1994	76	Bob Hughes
1995	80	Kenderick Moore
1996	97	Matt Erickson
1997	94	Matt Erickson
	94	Jeremy Jackson
1998	85	Eric Hinske
1999	89	Joe Jester
2000	67	Scott Crossett
2001	61	Jeff Hoefler
2002	64	Michael Conner
2003	72	Haas Pratt
2004	80	Haas Pratt
2005	75	Danny Hamblin
2006	68	Danny Hamblin
2007	78	Logan Forsythe
2008	65	Logan Forsythe
2009	76	Ben Tschepikow
2010	102	Zack Cox
2011	75	Dominic Ficoiello
2012	79	Tim Carver
2013	68	Brian Anderson
	68	Tyler Spoon
2014	79	Brian Anderson
2015	85	Andrew Benintendi
2016	70	Carson Shaddy
2017	73	Chad Spanberger
2018	88	Eric Cole
2019	87	Heston Kjerstad
2020*	30	Heston Kjerstad
2021	67	Cayden Wallace
2022	83	Michael Turner
2023	68	Jace Bohrofen

### RBI

Year	RBI	Player
1967	21	Bill Brill
1968	16	Fredy Washington
1969	27	H.A. Scott
1970	30	Fred Howard
1971	29	H.A. Scott
1972	17	Stephen Ballard
1973	19	Stephen Ballard
	19	Tommy Neal
1974	28	Dennis Lundquist
1975	23	Bill Montgomery
1976	35	Bill Montgomery
1977	30	Marc Brumble
1978	28	Arvis Harper
1979	47	Johnny Ray
1976	35	Bill Montgomery
1977	30	Marc Brumble
1978	28	Arvis Harper
1979	47	Johnny Ray
1978	28	Arvis Harper
1979	47	Johnny Ray
1980	57	Kevin McReynolds
1981	50	John Hennell
1982	39	Mike Robinson
1983	50	Tom Pagnozzi
1984	55	Jeff King
1985	82	Jeff King
1986	67	Jeff King
1987	76	Jim Kremers
	76	Andy Skeels
1988	62	Jim Kremers
1989	66	Greg D'Alexander
1990	65	Greg D'Alexander
1991	51	Mark Johnson
1992	49	Allen Williams
1993	43	Bob Hughes
1994	62	Bob Hughes
1995	55	Kit Pellow
1996	66	Kit Pellow
1997	78	Ryan Lundquist
1998	71	Eric Hinske
1999	78	Rodney Nye
2000	46	Kyle Washburn
2001	38	Kyle Washburn
2002	53	Ryan Fox
2003	50	Andrew Wishy
2004	52	Haas Pratt
2005	49	Danny Hamblin
2006	68	Danny Hamblin
2007	71	Casey Coon
2008	48	Brett Eibner
2009	58	Andy Wilkins
2010	71	Brett Eibner
2011	50	Dominic Ficoiello
2012	45	Matt Reynolds
2013	49	Tyler Spoon
2014	51	Brian Anderson
2015	57	Andrew Benintendi
2016	39	Luke Bonfield
2017	67	Chad Spanberger
2018	58	Heston Kjerstad
2019	61	Dominic Fletcher
2020*	20	Heston Kjerstad
2021	63	Brady Slavens
2022	60	Cayden Wallace
2023	63	Kendall Diggs

### Doubles

Year	2B	Player
1967	6	Ronnie Tiffiee
	6	Fredy Washington
1968	9	Bill Brill
1969	10	Fred Wanger
1970	7	H.A. Scott
	7	Fred Wanger
1971	12	Stan Ley
1972	9	Stan Ley
1973	7	Keith Cochran
1974	8	Dennis Lundquist
	8	Doug Pogue
1975	9	Dennis Lundquist
1976	13	Jeff Hemm
1977	10	Tim Lollar
1978	8	Johnny Ray
1979	17	Marc Brumble
1980	21	John Hennell
1981	18	Billy Dees
	18	John Hennell
1982	10	Mike Robinson
	10	Chris Shaddy
1983	16	Tom Pagnozzi
1984	15	Jim Ward
1985	26	Jeff King
1986	27	Ralph Kraus
1987	28	Jim Kremers
1988	20	Jim Kremers
1989	16	Troy Eklund
1990	18	Greg D'Alexander
	18	Tim Thomas
1991	21	Mark Johnson
1992	17	Allen Williams
1993	21	Allen Williams
1994	19	Bob Hughes
1995	16	Kit Pellow
1996	24	Matt Erickson
1997	27	Matt Erickson
1998	27	Eric Hinske
1999	20	Joe Jester
2000	20	Ryan Lundquist
2001	16	Greg Blum
2002	14	Brian Kirby
2003	25	Ryan Fox
2004	19	Andrew Wishy
2005	19	Danny Hamblin
2006	18	Chris Hollensworth
2007	16	Logan Forsythe
	16	Jeff Nutt
2008	15	Ben Tschepikow
2009	18	Andy Wilkins
2010	18	Collin Kuhn
2011	15	Dominic Ficoiello
2012	20	Matt Reynolds
2013	12	Brian Anderson
2014	16	Eric Fisher
2015	20	Tyler Spoon
2016	14	Rick Nomura
2017	14	Jax Biggers
	14	Grant Koch
2018	16	Heston Kjerstad
	16	Dominic Fletcher
2019	25	Trevor Ezell
2020*	6	Casey Opitz
2021	6	Christian Franklin
2022	20	Cayden Wallace
2023	15	Jace Bohrofen

### Triples

Year	3B	Player
1967	2	Ronnie Tiffiee
1968	3	Randy Marshall
1969	3	H.A. Scott
1970	5	Freddy Howard
1971	8	Stan Ley
	8	David Marshall
1972	5	Stan Ley
1973	2	Tommy Neal
	2	Greg Snowden
1974	2	John Jenkins





2001	3	Kyle Washburn
	2	Ryan Fox
	2	Kyle Washburn
	2	Andrew Wishy
2002	8	Kirk McConnell
2003	3	Scott Bridges
	3	Clay Goodwin
2004	3	Jake Dugger
	3	Scott Hode
2005	2	Clay Goodwin
	2	Casey Rowlett
2006	3	Craig Gentry
2007	2	Logan Forsythe
	2	Brad Secrist
2008	3	Ben Tschepikow
2009	4	Ben Tschepikow
2010	4	Collin Kuhn
2011	4	Kyle Robinson
2012	3	Derrick Bleeker
	3	Jacob Morris
2013	5	Brian Anderson
2014	3	Brian Anderson
2015	6	Bobby Wernes
2016	3	Jake Arledge
2017	4	Jax Biggers
2018	2	Carson Shaddy
2019	4	Jack Kenley
	4	Casey Martin
2020*	1	Christian Franklin
	1	Casey Opitz
2021	3	Robert Moore
	3	Brady Slavens
2022	3	Brady Slavens
2023	2	Peyton Holt
	2	Brady Slavens
	2	Jared Wegner

Home Runs

Year	HR	Player
1967	4	Bill Brill
1968	3	Randy Marshall
1969	8	Mike Pryor
1970	3	Bill Dorothy
	3	Mark Jones
	3	H.A. Scott
1971	6	Greg Palka
	6	H.A. Scott
1972	4	Barton Rhoades
1973	4	Mike Kirkland
1974	5	John Jenkins
1975	1	James Andree
	1	Jeff Hemm
	1	Dennis Lundquist
	1	Doug Pogue
1976	5	Bill Montgomery
1977	6	Marc Brumble
1978	6	Tim Lollar
1979	8	John Hennell
	8	Kevin McReynolds
1980	17	Kevin McReynolds
1981	10	Reggie Thomas
1982	6	Gary Jones
1983	6	Mike Robinson
1984	8	Jeff King
	8	Tony Laird
1985	17	Jeff King
1986	17	Jeff King
1987	18	Andy Skeels
1988	13	Greg D'Alexander
1989	9	Troy Eklund
1990	14	Greg D'Alexander
1991	7	Kirk Piskor
1992	10	Scott Epps
1993	7	Allen Williams
1994	6	Steve Taft
	6	Allen Williams
1995	12	Kit Pellow
1996	9	Kenderick Moore
1997	24	Ryan Lundquist
1998	15	Rodney Nye
1999	20	Rodney Nye
2000	9	Brian Kirby
2001	9	Michael Conner
	9	Brian Kirby
2002	17	Michael Conner
2003	19	Ryan Fox
2004	8	Jake Dugger
	8	Danny Hamblin
	8	Haas Pratt
2005	10	Danny Hamblin
2006	17	Danny Hamblin
2007	22	Danny Hamblin
2008	14	Aaron Murphree
2009	19	Andy Wilkins
2010	22	Brett Eibner
2011	10	Kyle Robinson
2012	7	Matt Reynolds
2013	4	Brian Anderson
	4	Tyler Spoon
2014	9	Eric Fisher
2015	20	Andrew Benintendi
2016	8	Carson Shaddy
	8	Michael Bernal
	8	Luke Bonfield
2017	20	Chad Spanberger
2018	14	Heston Kjerstad
	14	Casey Martin
2019	17	Heston Kjerstad
2020*	6	Heston Kjerstad
2021	16	Robert Moore
2022	16	Brady Slavens

2023	16	Cayden Wallace
	16	Jace Bohrofen

Stolen Bases

Year	SB	Player
1967	6	Terry Baker
1968	12	Fredy Washington
1969	10	Mike Pryor
1970	16	David Marshall
1971	15	H.A. Scott
1972	6	Keith Cochran
	6	Stan Ley
	6	Bruce Mitchell
	6	Thurman Smith
1973	10	Thurman Smith
1974	9	James Andree
1975	18	Wally Erwin
1976	13	Michael Watson
1977	17	Hank Thompson
1978	24	Shaun Lacey
1979	19	Larry Wallace
1980	20	Todd Zacher
1981	20	Don Carter
	20	Todd Zacher
1982	35	Gary Jones
1983	42	Scott Loseke
1984	27	Jim Ward
1985	15	Mike Loggins
1986	17	Darin Hernandez
1987	26	Dan Campbell
1988	20	Scott Pose
1989	28	Scott Pose
1990	26	Mark Johnson
1991	23	Mark Johnson
1992	29	Allen Williams
1993	18	Allen Williams
1994	24	Kenderick Moore
1995	32	Jeff Parsons
1996	29	Kenderick Moore
1997	21	Jason McConnell
1998	19	Eric Hinske
1999	35	Joe Jester
2000	19	Jack Welsh
2001	13	Michael Conner
2002	13	Scott Bridges
2003	13	Scott Bridges
2004	24	Scott Bridges
2005	22	Scott Bridges
2006	16	Craig Gentry
2007	18	Logan Forsythe
2008	11	Logan Forsythe
2009	17	Ben Tschepikow
2010	17	Collin Kuhn
2011	24	Tim Carver
2012	16	Matt Reynolds
2013	8	Matt Vinson
2014	17	Andrew Benintendi
2015	24	Andrew Benintendi
2016	7	Jake Arledge
2017	7	Jake Arledge
2018	8	Casey Martin
2019	19	Trevor Ezell
2020*	6	Casey Martin
2021	11	Christian Franklin
2022	12	Cayden Wallace
2023	13	Tavian Josenberger

PITCHING (min. 20% team games)

Victories

Year	Wins	Player
1967	8	Butch Hopkins
1968	3	Joe Fair
	3	Stephan Reagan
1969	7	Jerry Blackwood
1970	6	Terry Verhage
	6	Bill Wyles
1971	7	Terry Verhage
1972	6	Larry Paulsen
1973	5	Tim Brewer
	5	Larry Paulsen
1974	5	Gerald Hannahs
	5	Dennis Pugh
1975	5	Warren Hemm
	5	Richard Miller
1976	8	Warren Hemm
1977	8	Mark McClain
1978	6	Tim Lollar
1979	13	Rich Erwin
1980	13	Steve Krueger
1981	11	Scott Tabor
1982	7	Ed Myers
1983	10	Charlie Corbell
1984	8	Kevin Campbell
1985	11	Fred Farwell
1986	9	Steve Parker
1987	11	John Cebuhar
1988	11	Bobby Edwards
1989	10	Dennis Fletcher
	10	Mike Quist
1990	10	Doug Bennett
1991	6	Doug Bennett
	6	Brian Cook
1992	8	Scott Brocail
1993	9	Brian Cook
1994	8	Scott Cunningham
1995	9	Alan Mahaffey
1996	10	Matt Carnes
1997	7	Matt Carnes
	7	Lance Franks

1998	10	David Walling
1999	10	David Walling
2000	4	Gary Hogan Jr.
	4	Cliff Lee
2001	4	Scott Roehl
2002	7	Charlie Isaacson
2003	8	Scott Roehl
2004	10	Charley Boyce
	10	Jay Sawatski
2005	11	Charley Boyce
2006	9	Nick Schmidt
2007	11	Nick Schmidt
2008	5	Cliff Springston
2009	9	Dallas Keuchel
2010	9	Drew Smyly
2011	10	DJ Baxendale
2012	8	DJ Baxendale
	8	Ryne Stanek
2013	10	Ryne Stanek
2014	9	Chris Oliver
2015	7	Jackson Lowery
2016	5	Dominic Taccolini
2017	8	Blaine Knight
2018	14	Blaine Knight
2019	12	Isaiah Campbell
2020*	2	Connor Noland
	2	Patrick Wicklander
2021	12	Kevin Kopps
2022	8	Connor Noland
2023	8	Hunter Hollan
	8	Will McEntire
	8	Hagen Smith

ERA

Year	ERA	Player
1967	3.48	John Tyra
1968		not available
1969	2.08	Jerry Blackwood
1970	2.67	Freddy Howard
1971	1.79	Gerald Hannahs
1972	2.23	Larry Paulsen
1973	1.91	Tim Brewer
2000	3.16	Gerald Hannahs
1975	3.28	Richard Miller
1976	2.23	Rich Erwin
1977	1.16	Bill Bakewell
1978	1.37	Bill Bakewell
1979	1.73	Steve Krueger
1980	1.40	John Stanley
1981	2.38	Scott Tabor
1982	2.59	Scott Tabor
1983	2.88	Charlie Corbell
1984	2.36	Dera Clark
1985	2.53	Tim Dietz
1986	2.30	Steve Parker
1987	2.73	Dennis Fletcher
1988	4.42	Bobby Edwards
1989	2.68	Phillip Stidham
1990	0.95	Phillip Stidham
1991	1.20	Phillip Stidham
1992	3.08	Lyle Beckemeyer
1993	2.88	Brian Cook
1994	3.08	Scott Brocail
1995	2.20	Rob Quarnstrom
1996	2.14	Brian Rogers
1997	4.52	Lance Franks
1998	2.77	Kevin Vent
1999	3.16	Charlie Isaacson
2000	4.25	Jeremy Rankin
2001	2.32	Scott Woods
2002	2.62	Scott Woods
2003	2.67	Boyd Goodner
2004	1.50	Boyd Goodner
2005	2.80	Nick Schmidt
2006	2.77	Shaun Seibert
2007	2.69	Nick Schmidt
2008	3.90	Cliff Springston
2009	2.19	Stephen Richards
2010	2.11	Christian Kowalchuk
2011	1.58	DJ Baxendale
2012	1.38	Colby Suggs
2013	1.39	Ryne Stanek
2014	0.74	Michael Gunn
2015	2.10	Zach Jackson
2016	2.98	Blaine Knight
2017	2.00	Matt Cronin
2018	2.68	Barrett Loseke
2019	1.86	Matt Cronin
2020*	0.00	Zebulon Vermillion
2021	0.90	Kevin Kopps
2022	2.31	Zack Morris
2023	3.64	Hagen Smith

Innings Pitched

Year	IP	Player
1967	68.2	Butch Hopkins
1968		not available
1969	66.0	Butch Hopkins
1970	76.0	Terry Verhage
1971	75.0	Terry Verhage
1972	84.2	Larry Paulsen
1973	48.0	Larry Paulsen
1974	68.1	Gerald Hannahs
1975	74.0	Richard Miller
1976	90.0	Warren Hemm
1977	76.2	Mark McClain
1978	79.1	David Rhodes
1979	124.0	Rich Erwin
1980	96.0	Steve Krueger
1981	109.2	Scott Tabor
1982	80.2	Charlie Corbell

1983	115.2	Charlie Corbell
1984	86.1	Kevin Campbell
1985	120.2	Fred Farwell
1986	101.2	Kevin Campbell
1987	115.2	John Cebuhar
1988	93.2	Bobby Edwards
1989	109.0	Mike Quist
1990	96.0	Doug Bennett
1991	60.0	Phillip Stidham
1992	92.2	Scott Brocail
1993	97.0	Brent Birch
1994	116.1	Scott Cunningham
1995	100.0	Alan Mahaffey
1996	117.0	Matt Carnes
1997	96.1	Matt Carnes
1998	103.1	David Walling
1999	121.1	David Walling
2000	65.0	Gary Hogan Jr.
2001	82.0	Charlie Isaacson
2002	90.1	Charlie Isaacson
2003	93.1	Jarrett Gardner
2004	115.1	Charley Boyce
2005	122.1	Charley Boyce
2006	116.2	Nick Schmidt
2007	124.0	Nick Schmidt
2008	87.2	Cliff Springston
2009	108.0	Dallas Keuchel
2010	103.0	Drew Smyly
2011	85.1	DJ Baxendale
2012	107.0	DJ Baxendale
2013	97.1	Ryne Stanek
2014	94.0	Trey Killian
2015	87.0	Trey Killian
	87.0	Keaton McKinney
2016	72.0	Dominic Taccolini
2017	91.0	Trevor Stephan
2018	112.1	Blaine Knight
2019	118.1	Isaiah Campbell
2020*	18.0	Connor Noland
2021	89.2	Kevin Kopps
2022	116.0	Connor Noland
2023	87.0	Will McEntire

Strikeouts

Year	SO	Player
1967	91	Butch Hopkins
1968		not available
1969	65	Butch Hopkins
1970	59	Terry Verhage
1971	55	Terry Verhage
1972	78	Larry Paulsen
1973	48	Larry Paulsen
1974	83	Gerald Hannahs
1975	75	Richard Miller
1976	66	Warren Hemm
1977	53	David Rhodes
1978	73	David Rhodes
1979	75	Rich Erwin
1980	74	Steve Krueger
1981	65	Scott Tabor
1982	76	Darrell Akerfelds
1983	51	Les Lancaster
1984	61	Kevin Campbell
1985	90	Fred Farwell
1986	72	Kevin Campbell
1987	106	John Cebuhar
1988	76	Bobby Edwards
1989	93	Mike Quist
1990	86	Doug Bennett
1991	56	Matt Wagner
1992	63	Scott Brocail
1993	84	Brent Birch
1994	87	Scott Cunningham
1995	111	Matt Carnes
1996	105	Matt Carnes
1997	85	Matt Carnes
1998	128	David Walling
1999	155	David Walling
2000	77	Cliff Lee
2001	63	Charlie Isaacson
2002	62	Gary Hogan, Jr.
2003	59	Charley Boyce
2004	86	Jay Sawatski
2005	89	Nick Schmidt
2006	145	



# ARKANSAS VS. ALL OPPONENTS

Opponent	G	W	L	Win%	^UA	^OPP	Home	Away	Neu.
Abilene Christian	2	2	0	1.000	15	4	2-0	0-0	0-0
Air Force	2	1	1	.500	18	2	0-0	0-0	1-1
<b>Alabama</b>	<b>101</b>	<b>48</b>	<b>53</b>	<b>.475</b>	<b>549</b>	<b>585</b>	<b>28-20</b>	<b>17-27</b>	<b>3-6</b>
Alabama A&M	2	2	0	1.000	33	2	2-0	0-0	0-0
Albany	1	1	0	1.000	9	0	1-0	0-0	0-0
Alcorn State	3	3	0	1.000	23	6	3-0	0-0	0-0
American Christian	4	1	3	.250	3	9	1-3	0-0	0-0
Appalachian State	3	3	0	1.000	27	11	3-0	0-0	0-0
Arizona	7	3	4	.429	34	31	0-0	1-2	2-2
Arizona State	11	3	8	.273	47	64	2-0	0-5	1-3
<b>Arkansas-Pine Bluff</b>	<b>5</b>	<b>5</b>	<b>0</b>	<b>1.000</b>	<b>75</b>	<b>9</b>	<b>5-0</b>	<b>0-0</b>	<b>0-0</b>
<b>Arkansas State</b>	<b>3</b>	<b>3</b>	<b>0</b>	<b>1.000</b>	<b>28</b>	<b>8</b>	<b>3-0</b>	<b>0-0</b>	<b>0-0</b>
Army	1	1	0	1.000	7	5	1-0	0-0	0-0
<b>Auburn</b>	<b>103</b>	<b>54</b>	<b>49</b>	<b>.524</b>	<b>634</b>	<b>602</b>	<b>29-19</b>	<b>20-25</b>	<b>5-5</b>
Baker	8	7	1	.875	65	18	7-1	0-0	0-0
Ball State	3	2	1	.667	21	10	2-1	0-0	0-0
Baylor	67	38	29	.567	388	320	22-7	14-19	2-3
Belhaven	3	2	1	.667	10	11	0-0	2-1	0-0
Benedictine	1	1	0	1.000	9	0	1-0	0-0	0-0
Binghamton	3	3	0	1.000	15	3	3-0	0-0	0-0
Bryant	5	4	1	.800	40	21	3-0	0-0	1-1
Bucknell	5	5	0	1.000	69	14	3-0	0-0	2-0
Buena Vista	22	14	8	.636	149	111	13-8	0-0	1-0
BYU	3	2	1	.667	18	7	2-0	0-0	0-1
California	9	4	5	.444	45	46	2-1	2-3	0-1
Cal Poly	1	0	1	.000	3	4	0-0	0-0	0-1
Cal State Fullerton	4	1	3	.250	26	27	0-0	0-0	1-3
Cal State Northridge	3	3	0	1.000	22	12	3-0	0-0	0-0
Carthage*	2	1	0	.750	10	3	1-0	0-0	0-0
Centenary	40	32	8	.800	363	181	20-4	12-4	0-0
Central Connecticut St.	1	1	0	1.000	11	5	1-0	0-0	0-0
Central Michigan	5	5	0	1.000	30	12	5-0	0-0	0-0
Central Missouri	9	9	0	1.000	89	38	9-0	0-0	0-0
Central Oklahoma	1	1	0	1.000	6	2	1-0	0-0	0-0
Charlotte	4	2	2	.500	25	14	1-0	0-1	1-1
Clemson	6	3	3	.500	34	40	0-1	1-2	2-0
Coastal Carolina	3	1	2	.333	16	22	1-2	0-0	0-0
Colorado	2	2	0	1.000	25	4	2-0	0-0	0-0
Creighton	15	10	5	.667	78	46	5-1	5-4	0-0
Dallas Baptist	19	12	7	.632	131	98	10-5	1-0	1-2
Dayton	2	2	0	1.000	29	1	2-0	0-0	0-0
Delaware	3	3	0	1.000	22	15	1-0	0-0	2-0
Delaware State	3	3	0	1.000	24	2	3-0	0-0	0-0
Delta State	5	2	3	.400	27	38	0-0	2-3	0-0
Drake	6	5	1	.833	39	27	5-1	0-0	0-0
Eastern Illinois	37	34	3	.919	338	102	34-3	0-0	0-0
Eastern Kentucky	1	1	0	1.000	20	13	0-0	0-0	1-0
Eastern Michigan	15	14	1	.933	104	48	7-0	0-0	7-1
East Texas Baptist	2	0	2	.000	1	6	0-0	0-2	0-0
Eckerd	1	1	0	1.000	8	2	0-0	0-0	1-0
Emporia State	13	8	5	.615	109	91	5-1	2-4	1-0
Evangel	20	20	0	1.000	166	33	12-0	8-0	0-0
Evansville	11	9	2	.818	78	42	9-2	0-0	0-0
<b>Florida</b>	<b>71</b>	<b>36</b>	<b>35</b>	<b>.507</b>	<b>397</b>	<b>355</b>	<b>16-11</b>	<b>13-20</b>	<b>7-4</b>
Florida Southern	3	2	1	.667	21	9	0-0	2-1	0-0
Florida State	6	5	1	.833	34	24	2-0	3-0	0-1
Fordham	1	0	1	.000	5	8	0-0	0-0	0-1
Fresno State	1	1	0	1.000	6	4	0-0	1-0	0-0
George Mason	2	2	0	1.000	17	10	0-0	0-0	2-0
George Washington	3	3	0	1.000	25	14	0-0	0-0	3-0
Georgia	65	37	28	.569	422	322	22-8	13-18	2-2
Georgia Tech	3	1	2	.333	9	10	0-0	0-0	1-2
Gonzaga	12	7	5	.583	61	65	6-3	0-1	1-1
<b>Grambling</b>	<b>10</b>	<b>10</b>	<b>0</b>	<b>1.000</b>	<b>108</b>	<b>36</b>	<b>9-0</b>	<b>0-0</b>	<b>1-0</b>
Grand Canyon	5	5	0	1.000	40	14	4-0	0-0	1-0
Hawaii	8	4	4	.500	51	46	0-0	4-4	0-0
Hawaii Pacific	4	3	1	.750	31	19	0-0	3-1	0-0
Houston	65	38	27	.585	383	315	17-7	14-16	7-4
Illinois	3	3	0	1.000	33	12	2-0	0-0	1-0
Illinois State	11	8	3	.727	94	56	8-3	0-0	0-0
Indiana	3	2	1	.666	13	18	1-0	0-0	1-1
Indiana State	15	11	4	.733	89	68	9-3	2-1	0-0
Iowa	2	2	0	1.000	33	10	1-0	0-0	1-0
Iowa State	11	11	0	1.000	116	34	11-0	0-0	0-0
<b>James Madison</b>	<b>0</b>	<b>0</b>	<b>0</b>	<b>-</b>	<b>0</b>	<b>0</b>	<b>0-0</b>	<b>0-0</b>	<b>0-0</b>
Kansas	48	36	12	.750	352	215	33-9	3-3	0-0
Kansas State	50	30	20	.600	347	243	28-14	0-5	2-1
Kent State	4	3	1	.750	30	17	2-1	0-0	1-0
<b>Kentucky</b>	<b>73</b>	<b>47</b>	<b>26</b>	<b>.644</b>	<b>511</b>	<b>390</b>	<b>26-10</b>	<b>19-14</b>	<b>2-2</b>
Lamar	8	5	3	.625	57	46	5-1	0-0	0-2
Le Moyne	3	2	1	.667	15	13	1-0	0-0	1-1
Liberty	1	1	0	1.000	3	2	0-0	0-0	1-0
Lipscomb	1	0	1	.000	6	8	0-0	0-0	0-1
Lincoln	2	2	0	1.000	18	2	2-0	0-0	0-0
<b>Little Rock</b>	<b>6</b>	<b>4</b>	<b>2</b>	<b>.667</b>	<b>65</b>	<b>46</b>	<b>4-2</b>	<b>0-0</b>	<b>0-0</b>
Long Beach State	13	6	7	.461	73	83	4-3	2-4	0-0
Louisiana	6	2	4	.333	28	36	1-0	0-2	1-2
Louisiana College	1	0	1	.000	5	12	0-0	0-1	0-0
<b>LSU</b>	<b>118</b>	<b>41</b>	<b>77</b>	<b>.347</b>	<b>585</b>	<b>796</b>	<b>21-25</b>	<b>15-39</b>	<b>5-13</b>
Louisiana Tech	37	30	7	.811	296	154	16-2	9-4	5-1
Loyola (La.)	2	0	2	.000	11	20	0-0	0-2	0-0
Loyola Marymount	4	2	2	.500	18	25	2-1	0-0	0-1
Lubbock Christian	4	4	0	1.000	47	9	4-0	0-0	0-0
Luther	4	4	0	1.000	34	9	4-0	0-0	0-0
Maine	1	1	0	1.000	14	0	0-0	0-0	1-0
Maryland	1	0	1	.000	6	13	0-0	0-0	0-1
Memphis*	42	28	13	.679	240	176	15-4	12-7	1-2
Miami (FL)	5	0	5	.000	8	23	0-0	0-3	0-2
Miami (OH)	6	6	0	1.000	23	13	5-0	0-0	1-0
Mankato State	4	3	1	.750	11	11	3-1	0-0	0-0
<b>McNeese State</b>	<b>9</b>	<b>6</b>	<b>3</b>	<b>.667</b>	<b>53</b>	<b>42</b>	<b>4-3</b>	<b>2-0</b>	<b>0-0</b>
<b>Michigan</b>	<b>0</b>	<b>0</b>	<b>0</b>	<b>-</b>	<b>0</b>	<b>0</b>	<b>0-0</b>	<b>0-0</b>	<b>0-0</b>
Middle Tennessee	1	1	0	1.000	10	7	0-0	0-0	1-0
Minnesota	10	7	3	.700	59	53	4-0	2-2	1-1
Mississippi College	4	2	2	.500	20	10	0-0	2-2	0-0
<b>Mississippi State</b>	<b>114</b>	<b>57</b>	<b>57</b>	<b>.500</b>	<b>687</b>	<b>656</b>	<b>27-19</b>	<b>22-29</b>	<b>8-9</b>
Miss. Valley State	10	10	0	1.000	104	10	8-0	0-0	2-0
<b>Missouri</b>	<b>38</b>	<b>23</b>	<b>15</b>	<b>.605</b>	<b>217</b>	<b>242</b>	<b>11-4</b>	<b>11-7</b>	<b>1-4</b>
Missouri Southern*	46	44	1	.967	471	145	43-0	1-1	0-0
<b>Missouri State</b>	<b>83</b>	<b>55</b>	<b>28</b>	<b>.663</b>	<b>541</b>	<b>398</b>	<b>36-14</b>	<b>19-13</b>	<b>0-1</b>
Missouri-St. Louis	2	2	0	1.000	25	4	2-0	0-0	0-0
Missouri Valley	1	1	0	1.000	7	1	1-0	0-0	0-0
Missouri Western	18	17	1	.944	157	37	17-1	0-0	0-0
Morningside	2	1	1	.500	41	17	1-1	0-0	0-0
<b>Murray State</b>	<b>5</b>	<b>5</b>	<b>0</b>	<b>1.000</b>	<b>36</b>	<b>17</b>	<b>5-0</b>	<b>0-0</b>	<b>0-0</b>
Navy	2	2	0	1.000	14	5	0-0	0-0	2-0

Opponent	G	W	L	Win%	^UA	^OPP	Home	Away	Neu.
Nebraska	24	12	12	.500	125	120	10-8	1-3	1-1
Nebraska-Kearney	2	1	1	.500	5	4	1-1	0-0	0-0
Nevada	1	1	0	1.000	10	2	1-0	0-0	0-0
NJIT	1	1	0	1.000	13	8	1-0	0-0	0-0
New Mexico	8	6	2	.750	43	25	3-1	0-0	3-1
New Mexico State	2	2	0	1.000	16	7	0-0	1-0	1-0
New Orleans	5	3	2	.600	30	18	3-0	0-1	0-1
Nicholls State	1	0	1	.000	3	5	0-0	0-1	0-0
North Carolina	3	3	0	1.000	15	7	0-0	2-0	1-0
North Carolina State	3	1	2	.333	28	11	1-2	0-0	0-0
North Dakota	3	3	0	1.000	36	7	3-0	0-0	0-0
North Dakota State	2	2	0	1.000	20	3	2-0	0-0	0-0
Northeastern State	27	25	2	.926	219	77	25-2	0-0	0-0
Northern Colorado	8	7	1	.875	61	28	7-1	0-0	0-0
Northern Illinois	3	3	0	1.000	34	10	3-0	0-0	0-0
Northern Iowa	5	5	0	1.000	62	9	5-0	0-0	0-0
North Texas	11	11	0	1.000	110	15	11-0	0-0	0-0
Northwestern State	21	18	3	.857	161	91	10-2	5-1	3-0
Northwest Mo. State*	11	9	1	.864	79	43	9-1	0-0	0-0
Northwood Institute	1	1	0	1.000	9	1	1-0	0-0	0-0
Notre Dame	3	2	1	.667	16	13	1-0	0-0	1-1
Ohio State	1	1	0	1.000	8	6	0-0	0-0	1-0
Oklahoma	27	14	13	.519	160	137	6-3	7-9	1-1
Oklahoma Baptist	9	6	3	.667	45	40	4-2	2-1	0-0
Oklahoma Christian	1	1	0	1.000	14	4	1-0	0-0	0-0
Oklahoma City	24	23	1	.958	217	82	15-0	8-1	0-0
<b>Oklahoma State</b>	<b>47</b>	<b>21</b>	<b>26</b>	<b>.447</b>	<b>300</b>	<b>326</b>	<b>9-9</b>	<b>9-11</b>	<b>3-6</b>
<b>Ole Miss</b>	<b>112</b>	<b>59</b>	<b>53</b>	<b>.527</b>	<b>657</b>	<b>593</b>	<b>26-23</b>	<b>25-23</b>	<b>8-7</b>
Omaha	4	2	2	.500	41	21	2-2	0-0	0-0





**ABILENE CHRISTIAN**

Overall Series Record: 2-0  
Record in Fayetteville, Ark.: 2-0

DATE	SITE	W/L	SCORE
4/6/71	Fayetteville, Ark.	W	4-3
4/6/71	Fayetteville, Ark.	W	11-1

**AIR FORCE**

Overall Series Record: 1-1  
Record at Neutral Sites: 1-1

DATE	SITE	W/L	SCORE
3/26/68	San Antonio, Texas	L	1-0
2/15/02	Arlington, Texas	W	18-1

**ALABAMA**

Overall Series Record: 48-53  
Record in Fayetteville, Ark.: 28-20  
Record in Tuscaloosa, Ala.: 17-27  
Record at Neutral Sites: 3-6

DATE	SITE	W/L	SCORE
5/2/92	Fayetteville, Ark.	L	11-2
5/2/92	Fayetteville, Ark.	L	4-3
5/3/92	Fayetteville, Ark.	W	7-3
5/8/93	Tuscaloosa, Ala.	L	4-2
5/8/93	Tuscaloosa, Ala.	W	8-1
5/9/93	Tuscaloosa, Ala.	L	10-1
5/6/94	Fayetteville, Ark.	W	6-5
5/7/94	Fayetteville, Ark.	W	14-6
5/8/94	Fayetteville, Ark.	W	7-3
5/5/95	Tuscaloosa, Ala.	W	12-4
5/6/95	Tuscaloosa, Ala.	W	9-3
5/7/95	Tuscaloosa, Ala.	L	7-4
5/19/95	Starkville, Miss.!	W	5-2
5/20/95	Starkville, Miss.!	L	8-7
5/3/96	Fayetteville, Ark.	W	9-3
5/4/96	Fayetteville, Ark.	L	7-3
5/5/96	Fayetteville, Ark.	L	3-2
4/25/97	Tuscaloosa, Ala.	L	11-10
4/26/97	Tuscaloosa, Ala.	L	13-2
4/3/98	Fayetteville, Ark.	W	11-8
4/4/98	Fayetteville, Ark.	L	9-1
4/5/98	Fayetteville, Ark.	L	5-3
4/23/99	Tuscaloosa, Ala.	L	8-3
4/24/99	Tuscaloosa, Ala.	L	15-8
4/25/99	Tuscaloosa, Ala.	L	9-8
5/23/99	Hoover, Ala.!	L	9-3
4/14/00	Fayetteville, Ark.	L	6-5
4/15/00	Fayetteville, Ark.	L	8-7
4/16/00	Fayetteville, Ark.	L	9-8
5/11/01	Tuscaloosa, Ala.	L	11-6
5/12/01	Tuscaloosa, Ala.	L	10-9
5/13/01	Tuscaloosa, Ala.	L	8-6
3/22/02	Fayetteville, Ark.	L	9-5
3/23/02	Fayetteville, Ark.	W	10-0
3/24/02	Fayetteville, Ark.	L	4-1
4/25/03	Tuscaloosa, Ala.	L	10-2
4/26/03	Tuscaloosa, Ala.	L	6-3
4/27/03	Tuscaloosa, Ala.	L	14-2
4/2/04	Fayetteville, Ark.	L	6-3
4/3/04	Fayetteville, Ark.	W	7-2
4/4/04	Fayetteville, Ark.	W	11-6
5/13/05	Tuscaloosa, Ala.	W	5-4
5/14/05	Tuscaloosa, Ala.	L	5-2
5/15/05	Tuscaloosa, Ala.	W	3-2
5/26/05	Hoover, Ala.!	L	5-4
5/5/06	Fayetteville, Ark.	W	4-3 (11)
5/6/06	Fayetteville, Ark.	W	13-6
5/7/06	Fayetteville, Ark.	W	5-3
5/25/06	Hoover, Ala.!	L	4-3
5/11/07	Tuscaloosa, Ala.	L	10-0
5/12/07	Tuscaloosa, Ala.	W	12-5
5/13/07	Tuscaloosa, Ala.	L	9-5
5/23/07	Hoover, Ala.!	W	6-0
5/2/08	Fayetteville, Ark.	L	11-7
5/3/08	Fayetteville, Ark.	L	11-6
5/4/08	Fayetteville, Ark.	W	5-4

5/8/09	Tuscaloosa, Ala.	L	2-1
5/9/09	Tuscaloosa, Ala.	L	8-6
5/10/09	Tuscaloosa, Ala.	L	6-5
3/26/10	Fayetteville, Ark.	W	9-8
3/27/10	Fayetteville, Ark.	W	4-3
3/28/10	Fayetteville, Ark.	W	10-5
4/1/11	Tuscaloosa, Ala.	L	5-3
4/2/11	Tuscaloosa, Ala.	L	5-3
4/3/11	Tuscaloosa, Ala.	W	4-3
5/25/11	Hoover, Ala.!	L	7-4
5/27/11	Hoover, Ala.!	W	4-1
3/16/12	Fayetteville, Ark.	W	4-3 (12)
3/17/12	Fayetteville, Ark.	W	8-4
3/18/12	Fayetteville, Ark.	W	7-4
4/4/13	Tuscaloosa, Ala.	W	3-1
4/5/13	Tuscaloosa, Ala.	W	6-0
4/6/13	Tuscaloosa, Ala.	L	5-0
3/21/14	Fayetteville, Ark.	L	17-9
3/22/14	Fayetteville, Ark.	W	2-1
3/23/14	Fayetteville, Ark.	W	1-0
4/30/15	Tuscaloosa, Ala.	W	5-1
5/1/15	Tuscaloosa, Ala.	W	8-4
5/2/15	Tuscaloosa, Ala.	W	4-0
5/13/16	Fayetteville, Ark.	L	8-6
5/14/16	Fayetteville, Ark.	L	10-4
5/15/16	Fayetteville, Ark.	L	7-4
3/31/17	Tuscaloosa, Ala.	W	7-1
4/1/17	Tuscaloosa, Ala.	L	7-1
4/2/17	Tuscaloosa, Ala.	W	8-5
4/27/18	Fayetteville, Ark.	W	7-3
4/28/18	Fayetteville, Ark.	W	7-4
4/29/18	Fayetteville, Ark.	W	9-7
3/22/19	Tuscaloosa, Ala.	W	12-3
3/23/19	Tuscaloosa, Ala.	L	10-0
3/24/19	Tuscaloosa, Ala.	W	10-2
3/19/21	Fayetteville, Ark.	L	16-1
3/20/21	Fayetteville, Ark.	W	9-1
3/21/21	Fayetteville, Ark.	W	3-1
5/19/22	Tuscaloosa, Ala.	W	7-3
5/20/22	Tuscaloosa, Ala.	L	8-6
5/21/22	Tuscaloosa, Ala.	L	18-5
5/20/22	Hoover, Ala.!	L	4-3
3/31/23	Fayetteville, Ark.	L	12-1
4/1/23	Fayetteville, Ark.	W	9-6
4/2/23	Fayetteville, Ark.	W	5-4

**ALABAMA A&M**

Overall Series Record: 2-0  
Record in Fayetteville, Ark.: 2-0

DATE	SITE	W/L	SCORE
3/12/13	Fayetteville, Ark.	W	20-2
3/13/13	Fayetteville, Ark.	W	13-0

**ALBANY**

Overall Series Record: 1-0  
Record in Fayetteville, Ark.: 1-0

DATE	SITE	W/L	SCORE
6/1/07	Fayetteville, Ark.+	W	9-0

**ALCORN STATE**

Overall Series Record: 3-0  
Record in Fayetteville, Ark.: 3-0

DATE	SITE	W/L	SCORE
4/16/08	Fayetteville, Ark.	W	9-1
3/14/17	Fayetteville, Ark.	W	3-2
3/15/17	Fayetteville, Ark.	W	11-3

**AMERICAN CHRISTIAN**

Overall Series Record: 1-3  
Record in Fayetteville, Ark.: 1-3

DATE	SITE	W/L	SCORE
4/21/75	Fayetteville, Ark.	L	6-0
4/21/75	Fayetteville, Ark.	L	2-1
4/27/76	Fayetteville, Ark.	W	2-0
4/27/76	Fayetteville, Ark.	L	1-0

**APPALACHIAN STATE**

Overall Series Record: 3-0  
Record in Fayetteville, Ark.: 3-0

DATE	SITE	W/L	SCORE
2/14/14	Fayetteville, Ark.	W	12-2
2/15/14	Fayetteville, Ark.	W	7-6
2/16/14	Fayetteville, Ark.	W	8-3

**ARIZONA**

Overall Series Record: 3-4  
Record in Tucson, Ariz.: 1-2  
Record at Neutral Sites: 2-2

DATE	SITE	W/L	SCORE
6/3/79	Omaha, Neb.+	W	10-3
2/18/88	Tucson, Ariz.	L	12-11
2/19/88	Tucson, Ariz.	L	4-3
2/20/88	Tucson, Ariz.	W	7-2
6/19/04	Omaha, Neb.+	L	7-2
3/3/17	Frisco, Texas	L	3-0
2/21/18	San Diego, Calif.	W	1-0

**ARIZONA STATE**

Overall Series Record: 3-8  
Record in Fayetteville, Ark.: 2-0  
Record in Tempe, Ariz.: 0-5  
Record at Neutral Sites: 1-3

DATE	SITE	W/L	SCORE
5/29/89	Waterbury, Conn.+	W	1-0
5/21/98	Wichita, Kan.+	L	8-4
3/11/08	Tempe, Ariz.	L	6-5
3/12/08	Tempe, Ariz.	L	7-4
4/7/09	Fayetteville, Ark.	W	7-3
4/8/09	Fayetteville, Ark.	W	8-7
6/12/10	Tempe, Ariz.+	L	7-6 (12)
6/13/10	Tempe, Ariz.+	L	7-5 (12)
6/5/11	Tempe, Ariz.+	L	13-4
2/28/13	Surprise, Ariz.	L	3-2
3/2/13	Surprise, Ariz.	L	3-1

**ARKANSAS-PINE BLUFF**

Overall Series Record: 5-0  
Record in Fayetteville, Ark.: 5-0

DATE	SITE	W/L	SCORE
4/16/19	Fayetteville, Ark.	W	16-4 (7)
4/13/21	Fayetteville, Ark.	W	12-4
4/14/21	Fayetteville, Ark.	W	26-1 (7)
4/12/22	Fayetteville, Ark.	W	15-0 (7)
4/12/22	Fayetteville, Ark.	W	6-0 (7)

**ARKANSAS STATE**

Overall Series Record: 3-0  
Record in Fayetteville, Ark.: 3-0

DATE	SITE	W/L	SCORE
5/11/21	Fayetteville, Ark.	W	8-4
4/19/22	Fayetteville, Ark.	W	10-1
4/20/22	Fayetteville, Ark.	W	10-3

**ARMY**

Overall Series Record: 1-0  
Record in Fayetteville, Ark.: 1-0

DATE	SITE	W/L	SCORE
3/7/23	Fayetteville, Ark.	W	7-5

**AUBURN**

Overall Series Record: 54-49  
Record in Fayetteville, Ark.: 29-19  
Record in Auburn, Ala.: 20-25  
Record at Neutral Sites: 5-5

DATE	SITE	W/L	SCORE
4/11/92	Fayetteville, Ark.	W	9-7
4/11/92	Fayetteville, Ark.	W	4-1
4/12/92	Fayetteville, Ark.	L	14-4

# A II SERIES HISTORY

4/17/93	Auburn, Ala.	W	8-7
4/17/93	Auburn, Ala.	L	6-1
4/18/93	Auburn, Ala.	L	8-3
5/21/93	Baton Rouge, La.!	L	3-1
4/15/94	Fayetteville, Ark.	W	7-6
4/16/94	Fayetteville, Ark.	L	6-3
4/17/94	Fayetteville, Ark.	W	10-0
5/19/94	Oxford, Miss.!	L	3-1
4/14/95	Auburn, Ala.	L	7-1
4/15/95	Auburn, Ala.	L	3-1
4/16/95	Auburn, Ala.	L	11-7
4/13/96	Fayetteville, Ark.	W	9-2
4/13/96	Fayetteville, Ark.	W	9-6
4/14/96	Fayetteville, Ark.	L	4-2
4/18/97	Auburn, Ala.	L	11-4
4/19/97	Auburn, Ala.	W	9-5
4/20/97	Auburn, Ala.	L	12-3
5/14/97	Columbus, Ga.!	L	7-3
4/10/98	Fayetteville, Ark.	L	11-2
4/11/98	Fayetteville, Ark.	L	6-5
4/12/98	Fayetteville, Ark.	W	4-2
5/17/98	Hoover, Ala.!	L	7-5
3/12/99	Auburn, Ala.	L	11-4
3/13/99	Auburn, Ala.	W	20-9
3/14/99	Auburn, Ala.	L	13-12
5/20/99	Hoover, Ala.!	L	3-2 (11)
5/22/99	Hoover, Ala.!	W	9-5
5/22/99	Hoover, Ala.!	W	9-6
3/17/00	Fayetteville, Ark.	L	11-6
3/18/00	Fayetteville, Ark.	L	10-7
3/19/00	Fayetteville, Ark.	L	21-11
4/13/01	Auburn, Ala.	L	10-1
4/14/01	Auburn, Ala.	L	11-4
4/15/01	Auburn, Ala.	L	10-5
5/17/02	Fayetteville, Ark.	W	18-5
5/18/02	Fayetteville, Ark.	L	7-3
5/19/02	Fayetteville, Ark.	W	4-1
5/23/02	Hoover, Ala.!	W	7-3
4/18/03	Auburn, Ala.	W	9-7
4/19/03	Auburn, Ala.	W	11-6
4/20/03	Auburn, Ala.	L	5-2
5/21/04	Fayetteville, Ark.	W	9-7
5/22/04	Fayetteville, Ark.	L	7-4
5/23/04	Fayetteville, Ark.	W	15-3
4/1/05	Auburn, Ala.	L	5-1
4/2/05	Auburn, Ala.	L	8-7
4/3/05	Auburn, Ala.	W	8-6
5/18/06	Fayetteville, Ark.	W	6-3
5/19/06	Fayetteville, Ark.	W	10-5
5/20/06	Fayetteville, Ark.	W	11-2
4/27/07	Auburn, Ala.	W	12-1
4/28/07	Auburn, Ala.	L	11-9
4/29/07	Auburn, Ala.	W	8-1
4/4/08	Fayetteville, Ark.	L	5-2
4/5/08	Fayetteville, Ark.	W	5-4
4/6/08	Fayetteville, Ark.	L	12-10 (10)
3/20/09	Auburn, Ala.	W	3-2
3/21/09	Auburn, Ala.	W	10-6
3/22/09	Auburn, Ala.	W	12-6
4/30/10	Fayetteville, Ark.	W	9-4
5/1/10	Fayetteville, Ark.	L	8-7
5/2/10	Fayetteville, Ark.	L	13-2
3/18/11	Auburn, Ala.	W	6-5 (11)
3/19/11	Auburn, Ala.	L	9-5
3/20/11	Auburn, Ala.	L	8-7
5/10/12	Fayetteville, Ark.	L	3-2 (10)
5/11/12	Fayetteville, Ark.	W	5-4
5/12/12	Fayetteville, Ark.	L	12-5
5/16/13	Auburn, Ala.	L	3-0
5/17/13	Auburn, Ala.	W	1-0
5/18/13	Auburn, Ala.	L	11-6
4/25/14	Fayetteville, Ark.	L	2-1
4/26/14	Fayetteville, Ark.	W	4-3 (10)
4/26/14	Fayetteville, Ark.	L	7-2
4/3/15	Auburn, Ala.	W	10-7
4/4/15	Auburn, Ala.	L	3-2
4/5/15	Auburn, Ala.	W	6-4
3/25/16	Fayetteville, Ark.	W	3-2
3/26/16	Fayetteville, Ark.	W	14-7

3/27/16	Fayetteville, Ark.	W	3-1
4/21/17	Auburn, Ala.	L	15-2
4/22/17	Auburn, Ala.	W	7-3
4/23/17	Auburn, Ala.	L	11-6
5/25/17	Hoover, Ala.!	W	12-0 (7)
4/6/18	Fayetteville, Ark.	W	2-1
4/7/18	Fayetteville, Ark.	W	13-2
4/8/18	Fayetteville, Ark.	W	5-4
4/5/19	Auburn, Ala.	L	6-3
4/5/19	Auburn, Ala.	W	9-6 (15)
4/6/19	Auburn, Ala.	W	8-0
4/1/21	Fayetteville, Ark.	L	2-1
4/2/21	Fayetteville, Ark.	W	6-5
4/3/21	Fayetteville, Ark.	W	6-5 (10)
5/6/22	Auburn, Ala.	W	11-8
5/7/22	Auburn, Ala.	L	5-3
5/8/22	Auburn, Ala.	W	7-4
6/21/22	Omaha, Neb.+	W	11-1
3/17/23	Fayetteville, Ark.	W	7-2
3/18/23	Fayetteville, Ark.	W	9-3
3/19/23	Fayetteville, Ark.	W	5-0

## BAKER

Overall Series Record: 7-1  
Record in Fayetteville, Ark.: 7-1

DATE	SITE	W/L	SCORE
3/17/75	Fayetteville, Ark.	W	3-2
3/17/75	Fayetteville, Ark.	L	2-0
3/10/76	Fayetteville, Ark.	W	11-0
3/11/76	Fayetteville, Ark.	W	9-7
3/7/77	Fayetteville, Ark.	W	6-0
3/7/77	Fayetteville, Ark.	W	11-1
3/13/80	Fayetteville, Ark.	W	16-2
3/13/80	Fayetteville, Ark.	W	9-4

## BALL STATE

Overall Series Record: 2-1  
Record in Fayetteville, Ark.: 2-1

DATE	SITE	W/L	SCORE
2/19/10	Fayetteville, Ark.	W	10-2
2/20/10	Fayetteville, Ark.	L	5-2
2/21/10	Fayetteville, Ark.	W	9-3

## BAYLOR

Overall Series Record: 38-29  
Record in Fayetteville, Ark.: 22-7  
Record in Waco, Texas: 14-19  
Record at Neutral Sites: 2-3

DATE	SITE	W/L	SCORE
4/14/60	Monroe, La.	W	8-0
4/6/61	Waco, Texas	L	16-2
4/6/61	Waco, Texas	L	5-1
4/19/62	Monroe, La.	L	5-0
3/21/66	Waco, Texas	L	13-7
3/8/74	Waco, Texas	L	7-6
3/9/74	Waco, Texas	L	7-2
3/9/74	Waco, Texas	L	9-0
3/7/75	Fayetteville, Ark.	L	11-2
3/8/75	Fayetteville, Ark.	W	5-4
3/8/75	Fayetteville, Ark.	W	7-4
4/9/76	Waco, Texas	L	5-0
4/10/76	Waco, Texas	L	2-0
4/10/76	Waco, Texas	L	5-2
4/8/77	Fayetteville, Ark.	L	5-3
4/9/77	Fayetteville, Ark.	W	5-2
4/9/77	Fayetteville, Ark.	W	6-1
3/17/78	Waco, Texas	L	12-11
3/18/78	Waco, Texas	W	7-6
3/18/78	Waco, Texas	L	9-8
5/12/78	Austin, Texas!	L	1-0
3/16/79	Fayetteville, Ark.	W	12-1
3/17/79	Fayetteville, Ark.	W	5-1
3/17/79	Fayetteville, Ark.	L	4-0
5/12/79	Austin, Texas!	W	6-1
4/18/80	Waco, Texas	L	2-1
4/19/80	Waco, Texas	W	3-2

4/19/80	Waco, Texas	W	7-6
3/20/81	Fayetteville, Ark.	W	11-3
3/21/81	Fayetteville, Ark.	W	3-1
3/21/81	Fayetteville, Ark.	W	12-0
3/19/82	Waco, Texas	W	8-2
3/20/82	Waco, Texas	W	8-7
3/20/82	Waco, Texas	L	5-4 (10)
3/11/83	Fayetteville, Ark.	W	8-5
3/12/83	Fayetteville, Ark.	W	5-3
3/12/83	Fayetteville, Ark.	L	3-2
3/16/84	Waco, Texas	W	10-9
3/17/84	Waco, Texas	L	8-7
3/17/84	Waco, Texas	W	10-3
4/26/85	Fayetteville, Ark.	L	7-6
4/27/85	Fayetteville, Ark.	W	5-4
4/27/85	Fayetteville, Ark.	L	11-8
5/17/85	Fayetteville, Ark.!	W	6-4
4/25/86	Waco, Texas	L	10-8
4/26/86	Waco, Texas	L	6-4
4/26/86	Waco, Texas	W	10-7
4/17/87	Fayetteville, Ark.	W	5-3
4/18/87	Fayetteville, Ark.	W	8-0
4/18/87	Fayetteville, Ark.	W	6-5
4/22/88	Waco, Texas	W	4-2
4/23/88	Waco, Texas	L	7-5
4/23/88	Waco, Texas	W	11-10
4/14/89	Fayetteville, Ark.	W	8-4
4/15/89	Fayetteville, Ark.	W	9-1
4/15/89	Fayetteville, Ark.	W	10-3
4/13/90	Waco, Texas	W	13-3
4/14/90	Waco, Texas	L	2-1
4/14/90	Waco, Texas	W	3-2
4/19/91	Fayetteville, Ark.	W	13-5
4/20/91	Fayetteville, Ark.	W	7-6
4/20/91	Fayetteville, Ark.	L	7-6
3/10/98	Fayetteville, Ark.	W	9-1
6/9/12	Waco, Texas+	L	8-1
6/10/12	Waco, Texas+	W	5-4
6/11/12	Waco, Texas+	W	1-0 (10)
3/1/20	Houston, Texas	L	3-2

## BELHAVEN

Overall Series Record: 2-1  
Record in Jackson, Miss.: 2-1

DATE	SITE	W/L	SCORE
3/25/69	Jackson, Miss.	L	7-2
3/26/69	Jackson, Miss.	W	4-2
3/27/69	Jackson, Miss.	W	4-2

## BENEDICTINE

Overall Series Record: 1-0  
Record in Fayetteville, Ark.: 1-0

DATE	SITE	W/L	SCORE
3/9/88	Fayetteville, Ark.	W	9-0

## BINGHAMTON

Overall Series Record: 3-0  
Record in Fayetteville, Ark.: 3-0

DATE	SITE	W/L	SCORE
3/9/12	Fayetteville, Ark.	W	4-0
3/10/12	Fayetteville, Ark.	W	5-3
3/11/12	Fayetteville, Ark.	W	6-0

## BRYANT

Overall Series Record: 4-1  
Record in Fayetteville, Ark.: 3-0  
Record at Neutral Sites: 1-1

DATE	SITE	W/L	SCORE
5/31/13	Manhattan, Kan.+	L	4-1
6/2/13	Manhattan, Kan.+	W	12-3
2/24/17	Fayetteville, Ark.	W	11-8
2/25/17	Fayetteville, Ark.	W	13-7
2/26/17	Fayetteville, Ark.	W	16-6



**BUCKNELL**

Overall Series Record: 5-0  
Record in Fayetteville, Ark.: 3-0  
Record at Neutral Sites: 2-0

DATE	SITE	W/L	SCORE
5/31/03	Austin, Texas+	W	10-7
6/1/14	Charlottesville, Va.+	W	10-0
2/16/18	Fayetteville, Ark.	W	14-2
2/17/18	Fayetteville, Ark.	W	32-4
2/18/18	Fayetteville, Ark.	W	3-1

**BUENA VISTA**

Overall Series Record: 14-8  
Record in Fayetteville, Ark.: 13-8  
Record at Neutral Sites: 1-0

DATE	SITE	W/L	SCORE
1960	Fayetteville, Ark.	W	10-4
1960	Fayetteville, Ark.	L	3-1
3/27/61	Fayetteville, Ark.	L	10-6
3/29/61	Fayetteville, Ark.	W	2-0
3/26/62	Fayetteville, Ark.	L	8-4
3/27/62	Fayetteville, Ark.	L	8-7
3/28/62	Fayetteville, Ark.	W	5-4
3/25/63	Fayetteville, Ark.	W	9-1
3/25/63	Fayetteville, Ark.	W	8-7
3/26/63	Fayetteville, Ark.	W	11-10
3/23/64	Fayetteville, Ark.	L	6-5
3/24/64	Fayetteville, Ark.	L	16-13
3/31/66	Fayetteville, Ark.	L	3-0
4/1/66	Fayetteville, Ark.	W	16-13
3/21/67	Fayetteville, Ark.	W	6-1
3/21/67	Fayetteville, Ark.	W	4-3
3/22/67	Fayetteville, Ark.	L	6-3
4/1/69	Fayetteville, Ark.	W	16-4
4/1/69	Fayetteville, Ark.	W	14-1
3/25/71	Fayetteville, Ark.	W	5-1
3/25/71	Fayetteville, Ark.	W	3-2
3/31/72	Tulsa, Okla.	W	1-0

**BYU**

Overall Series Record: 2-1  
Record in Fayetteville, Ark.: 2-0  
Record at Neutral Sites: 0-1

DATE	SITE	W/L	SCORE
3/13/90	Fresno, Calif.	L	6-5
2/28/12	Fayetteville, Ark.	W	5-0
2/29/12	Fayetteville, Ark.	W	8-1

**CALIFORNIA**

Overall Series Record: 4-5  
Record in Fayetteville, Ark.: 2-1  
Record in Berkeley, Calif.: 2-3  
Record at Neutral Sites: 0-1

DATE	SITE	W/L	SCORE
5/24/80	Tulsa, Okla.+	L	7-1
3/6/09	Fayetteville, Ark.	W	5-4 (10)
3/7/09	Fayetteville, Ark.	L	12-6
3/8/09	Fayetteville, Ark.	W	13-3
3/5/10	Berkeley, Calif.	W	7-3
3/6/10	Berkeley, Calif.	W	9-5
3/7/10	Berkeley, Calif.	L	6-0
3/9/14	Berkeley, Calif.	L	4-3
3/9/14	Berkeley, Calif.	L	2-1

**CAL POLY**

Overall Series Record: 0-1  
Record at Neutral Sites: 0-1

DATE	SITE	W/L	SCORE
2/23/18	San Diego, Calif.	L	4-3

**CAL STATE FULLERTON**

Overall Series Record: 1-3  
Record at Neutral Sites: 1-3

DATE	SITE	W/L	SCORE
6/6/79	Omaha, Neb.+	L	13-10
6/8/79	Omaha, Neb.+	L	2-1
3/7/93	Minneapolis, Minn.	L	6-5
6/13/09	Omaha, Neb.+	W	10-6

**CAL STATE NORTHRIDGE**

Overall Series Record: 3-0  
Record in Fayetteville, Ark.: 3-0

DATE	SITE	W/L	SCORE
3/10/06	Fayetteville, Ark.	W	6-5
3/11/06	Fayetteville, Ark.	W	8-1
3/12/06	Fayetteville, Ark.	W	8-6

**CARTHAGE**

Overall Series Record: 1-0-1  
Record in Fayetteville, Ark.: 1-0-1

DATE	SITE	W/L	SCORE
1971	Fayetteville, Ark.	W	8-1
1971	Fayetteville, Ark.	T	2-2

**CENTENARY**

Overall Series Record: 32-8  
Record in Fayetteville, Ark.: 20-4  
Record in Shreveport, La.: 12-4

DATE	SITE	W/L	SCORE
1960	Shreveport, La.	L	13-12
1960	Shreveport, La.	L	3-2
4/14/61	Fayetteville, Ark.	W	10-2
4/27/62	Shreveport, La.	W	6-2
4/28/62	Shreveport, La.	W	7-2
4/8/63	Fayetteville, Ark.	L	7-6
4/9/63	Fayetteville, Ark.	W	3-2
4/3/64	Shreveport, La.	W	8-4
4/4/64	Shreveport, La.	L	8-7
4/10/65	Fayetteville, Ark.	L	10-7
4/10/65	Fayetteville, Ark.	L	8-4
4/16/66	Shreveport, La.	W	4-2
4/16/66	Shreveport, La.	W	3-2
4/1/80	Fayetteville, Ark.	W	2-1
4/1/80	Fayetteville, Ark.	W	7-5
3/20/88	Shreveport, La.	W	12-2
4/8/90	Fayetteville, Ark.	W	9-5
3/17/91	Shreveport, La.	W	7-3
4/21/92	Fayetteville, Ark.	W	9-8 (10)
3/5/94	Fayetteville, Ark.	W	11-5
3/6/94	Fayetteville, Ark.	W	13-1
3/31/99	Fayetteville, Ark.	W	18-2
2/29/00	Fayetteville, Ark.	W	7-6 (10)
3/1/00	Fayetteville, Ark.	W	21-9
3/21/01	Shreveport, La.	W	5-0
3/26/02	Fayetteville, Ark.	W	16-4
3/27/02	Fayetteville, Ark.	W	10-2
3/19/03	Shreveport, La.	W	14-9
3/16/04	Fayetteville, Ark.	W	10-9
3/17/04	Fayetteville, Ark.	W	15-3
3/22/05	Shreveport, La.	W	10-1
3/23/05	Shreveport, La.	W	14-1
3/21/06	Fayetteville, Ark.	W	10-2
3/22/06	Fayetteville, Ark.	W	8-5
3/21/07	Shreveport, La.	W	16-14
3/25/08	Fayetteville, Ark.	W	9-0
3/26/08	Fayetteville, Ark.	L	5-1
3/10/09	Shreveport, La.	L	8-3
3/30/10	Fayetteville, Ark.	W	18-2
3/31/10	Fayetteville, Ark.	W	9-4

**CENTRAL CONNECTICUT STATE**

Overall Series Record: 1-0  
Record in Fayetteville, Ark.: 1-0

DATE	SITE	W/L	SCORE
5/31/19	Fayetteville, Ark.+	W	11-5

**CENTRAL MICHIGAN**

Overall Series Record: 5-0  
Record in Fayetteville, Ark.: 5-0

DATE	SITE	W/L	SCORE
3/24/98	Fayetteville, Ark.	W	4-2
3/25/98	Fayetteville, Ark.	W	7-2
2/19/16	Fayetteville, Ark.	W	6-1
2/20/16	Fayetteville, Ark.	W	9-4
2/21/16	Fayetteville, Ark.	W	4-3

**CENTRAL MISSOURI**

Overall Series Record: 9-0  
Record in Fayetteville, Ark.: 9-0

DATE	SITE	W/L	SCORE
4/29/64	Fayetteville, Ark.	W	7-5
4/29/64	Fayetteville, Ark.	W	10-9
3/15/83	Fayetteville, Ark.	W	7-5
3/15/83	Fayetteville, Ark.	W	5-0
3/16/83	Fayetteville, Ark.	W	12-3
3/16/83	Fayetteville, Ark.	W	8-1
2/28/92	Fayetteville, Ark.	W	9-1
3/8/95	Fayetteville, Ark.	W	9-8
3/4/97	Fayetteville, Ark.	W	22-6

**CENTRAL OKLAHOMA**

Overall Series Record: 1-0  
Record in Fayetteville, Ark.: 1-0

DATE	SITE	W/L	SCORE
4/8/91	Fayetteville, Ark.	W	6-2

**CHARLOTTE**

Overall Series Record: 2-2  
Record in Fayetteville, Ark.: 1-0  
Record in Charlotte, N.C.: 0-1  
Record at Neutral Sites: 1-1

DATE	SITE	W/L	SCORE
6/3/11	Tempe, Ariz.+	L	3-2
6/5/11	Tempe, Ariz.+	W	11-3
3/21/18	Charlotte, N.C.	L	6-3
3/6/19	Fayetteville, Ark.	W	9-2

**CLEMSON**

Overall Series Record: 3-3  
Record in Fayetteville, Ark.: 0-1  
Record in Clemson, S.C.: 1-2  
Record at Neutral Sites: 2-0

DATE	SITE	W/L	SCORE
5/23/87	Huntsville, Ala.+	W	6-5 (10)
5/24/87	Huntsville, Ala.+	W	4-2
5/29/99	Fayetteville, Ark.+	L	12-4
6/7/02	Clemson, S.C.+	W	9-6
6/8/02	Clemson, S.C.+	L	8-7
6/9/02	Clemson, S.C.+	L	7-4

**COASTAL CAROLINA**

Overall Series Record: 1-2  
Record in Fayetteville, Ark.: 1-2

DATE	SITE	W/L	SCORE
5/20/83	Fayetteville, Ark.	L	5-3
5/21/83	Fayetteville, Ark.	L	13-7
5/21/83	Fayetteville, Ark.	W	6-4



# II SERIES HISTORY

## COLORADO

Overall Series Record: 2-0  
Record in Fayetteville, Ark.: 2-0

DATE	SITE	W/L	SCORE
1960	Fayetteville, Ark.	W	17-2
1960	Fayetteville, Ark.	W	8-2

## CREIGHTON

Overall Series Record: 10-5  
Record in Fayetteville, Ark.: 5-1  
Record in Omaha, Neb.: 5-4

DATE	SITE	W/L	SCORE
5/7/71	Omaha, Neb.	L	6-4
5/7/71	Omaha, Neb.	W	2-0
5/8/71	Omaha, Neb.	L	3-2
5/8/71	Omaha, Neb.	L	2-1
4/27/73	Omaha, Neb.	W	5-1
4/27/73	Omaha, Neb.	W	11-2
4/28/73	Omaha, Neb.	W	3-1
4/28/73	Omaha, Neb.	L	6-2
3/6/74	Fayetteville, Ark.	L	12-1
3/6/74	Fayetteville, Ark.	W	12-4
3/13/77	Fayetteville, Ark.	W	8-0
2/11/03	Fayetteville, Ark.	W	9-5
6/3/07	Fayetteville, Ark.+	W	6-0
5/12/15	Omaha, Neb.	W	6-2
4/19/16	Fayetteville, Ark.	W	6-2

## DALLAS BAPTIST

Overall Series Record: 12-7  
Record in Fayetteville, Ark.: 10-5  
Record in Dallas, Texas: 1-0  
Record at Neutral Sites: 1-2

DATE	SITE	W/L	SCORE
4/30/82	Fayetteville, Ark.	W	4-2
4/30/82	Fayetteville, Ark.	W	6-1
5/1/82	Fayetteville, Ark.	L	3-1
5/1/82	Fayetteville, Ark.	W	7-2
4/29/83	Fort Smith, Ark.	L	19-9
4/30/83	Fayetteville, Ark.	W	8-4
4/30/83	Fayetteville, Ark.	W	8-7
3/19/84	Fayetteville, Ark.	W	8-2
3/20/84	Fayetteville, Ark.	L	6-3
3/20/84	Fayetteville, Ark.	W	3-0
3/28/88	Fayetteville, Ark.	L	9-6
4/10/89	Fayetteville, Ark.	L	10-8
4/16/90	Fayetteville, Ark.	W	10-6
4/22/91	Fayetteville, Ark.	L	7-4
4/23/92	Fayetteville, Ark.	W	13-3
2/14/99	Lafayette, La.	L	10-8
2/11/05	Dallas, Texas	W	13-3
2/12/05	Arlington, Texas	W	8-1
6/3/18	Fayetteville, Ark.+	W	4-3

## DAYTON

Overall Series Record: 2-0  
Record in Fayetteville, Ark.: 2-0

DATE	SITE	W/L	SCORE
2/28/18	Fayetteville, Ark.	W	18-1
3/1/18	Fayetteville, Ark.	W	11-0

## DELAWARE

Overall Series Record: 3-0  
Record in Fayetteville, Ark.: 1-0  
Record at Neutral Sites: 2-0

DATE	SITE	W/L	SCORE
5/26/79	Tallahassee, Fla.+	W	8-6
5/27/79	Tallahassee, Fla.+	W	4-3
5/28/99	Fayetteville, Ark.+	W	10-6

## DELAWARE STATE

Overall Series Record: 3-0  
Record in Fayetteville, Ark.: 3-0

DATE	SITE	W/L	SCORE
2/18/11	Fayetteville, Ark.	W	5-0
2/19/11	Fayetteville, Ark.	W	9-2
2/20/11	Fayetteville, Ark.	W	10-0

## DELTA STATE

Overall Series Record: 2-3  
Record in Cleveland, Miss.: 2-3

DATE	SITE	W/L	SCORE
4/19/63	Cleveland, Miss.	W	5-2
4/20/63	Cleveland, Miss.	L	10-2
4/21/65	Cleveland, Miss.	L	5-1
4/22/65	Cleveland, Miss.	L	12-7
4/17/67	Cleveland, Miss.	W	12-9

## DRAKE

Overall Series Record: 5-1  
Record in Fayetteville, Ark.: 5-1

DATE	SITE	W/L	SCORE
3/17/71	Fayetteville, Ark.	W	6-2
3/17/71	Fayetteville, Ark.	L	7-6
3/18/72	Fayetteville, Ark.	W	9-4
3/18/72	Fayetteville, Ark.	W	4-2
3/22/73	Fayetteville, Ark.	W	11-10
3/22/73	Fayetteville, Ark.	W	3-2

## EASTERN ILLINOIS

Overall Series Record: 34-3  
Record in Fayetteville, Ark.: 34-3

DATE	SITE	W/L	SCORE
3/22/84	Fayetteville, Ark.	W	6-0
3/22/84	Fayetteville, Ark.	W	16-2
3/13/93	Fayetteville, Ark.	W	8-3
3/14/93	Fayetteville, Ark.	W	8-7
3/14/93	Fayetteville, Ark.	W	7-1
2/20/98	Fayetteville, Ark.	W	16-0
2/21/98	Fayetteville, Ark.	L	5-4
2/22/98	Fayetteville, Ark.	W	8-1
2/26/99	Fayetteville, Ark.	W	8-3
2/27/99	Fayetteville, Ark.	W	17-2
2/28/99	Fayetteville, Ark.	W	10-3
2/23/01	Fayetteville, Ark.	W	6-2
2/25/01	Fayetteville, Ark.	W	10-4
2/25/01	Fayetteville, Ark.	W	17-4
2/14/03	Fayetteville, Ark.	W	5-1
2/15/03	Fayetteville, Ark.	W	17-3
3/11/05	Fayetteville, Ark.	W	17-2
3/12/05	Fayetteville, Ark.	W	12-1
3/13/05	Fayetteville, Ark.	W	6-0
2/21/14	Fayetteville, Ark.	W	6-2
2/22/14	Fayetteville, Ark.	W	8-3
2/23/14	Fayetteville, Ark.	W	8-3
3/2/15	Fayetteville, Ark.	W	4-1
3/2/15	Fayetteville, Ark.	W	8-1
3/3/15	Fayetteville, Ark.	W	7-0
3/4/16	Fayetteville, Ark.	W	5-2
3/5/16	Fayetteville, Ark.	L	10-8 (12)
3/6/16	Fayetteville, Ark.	W	3-2
2/16/19	Fayetteville, Ark.	W	15-7
2/16/19	Fayetteville, Ark.	W	12-3
2/17/19	Fayetteville, Ark.	W	3-2
2/14/20	Fayetteville, Ark.	W	5-1
2/15/20	Fayetteville, Ark.	W	10-1
2/16/20	Fayetteville, Ark.	W	12-3
2/24/23	Fayetteville, Ark.	W	13-2 (7)
2/25/23	Fayetteville, Ark.	W	10-3
2/26/23	Fayetteville, Ark.	L	12-3

## EASTERN KENTUCKY

Overall Series Record: 1-0  
Record at Neutral Sites: 1-0

DATE	SITE	W/L	SCORE
5/23/85	Tallahassee, Fla.+	W	20-13

## EASTERN MICHIGAN

Overall Series Record: 14-1  
Record in Fayetteville, Ark.: 7-0  
Record at Neutral Sites: 7-1

DATE	SITE	W/L	SCORE
3/23/77	Fayetteville, Ark.	W	4-3
3/23/77	Fayetteville, Ark.	W	8-1
3/26/79	Fayetteville, Ark.	W	6-2
3/26/79	Fayetteville, Ark.	W	1-0
3/27/79	Fayetteville, Ark.	W	6-0
3/1/81	Lakeland, Fla.	W	17-10
3/3/81	Lakeland, Fla.	L	7-5
3/6/81	Lakeland, Fla.	W	6-2
3/6/81	Lakeland, Fla.	W	9-8
2/25/84	Lakeland, Fla.	W	3-2
2/29/84	Lakeland, Fla.	W	8-1
3/2/84	Lakeland, Fla.	W	4-1
3/16/90	Fresno, Calif.	W	6-4
3/11/91	Fayetteville, Ark.	W	6-5
3/12/91	Fayetteville, Ark.	W	12-4

## EAST TEXAS BAPTIST

Overall Series Record: 0-2  
Record in Marshall, Texas: 0-2

DATE	SITE	W/L	SCORE
3/23/68	Marshall, Texas	L	4-0
3/23/68	Marshall, Texas	L	2-1

## ECKERD

Overall Series Record: 1-0  
Record at Neutral Sites: 1-0

DATE	SITE	W/L	SCORE
3/3/89	Lakeland, Fla.	W	8-2

## EMPORIA STATE

Overall Series Record: 8-5  
Record in Fayetteville, Ark.: 5-1  
Record in Emporia, Kan.: 2-4  
Record at Neutral Sites: 1-0

DATE	SITE	W/L	SCORE
1960	Fayetteville, Ark.	W	19-11
1960	Fayetteville, Ark.	W	11-4
4/19/61	Emporia, Kan.	L	4-2
4/20/61	Chanute, Kan.	W	15-10
4/13/62	Fayetteville, Ark.	W	6-2
4/14/62	Fayetteville, Ark.	W	12-3
4/3/63	Emporia, Kan.	W	12-8
4/3/63	Emporia, Kan.	L	18-2
4/13/64	Fayetteville, Ark.	W	8-3
4/13/64	Fayetteville, Ark.	L	10-6
4/6/65	Emporia, Kan.	L	8-4
1967	Emporia, Kan.	W	8-5
1967	Emporia, Kan.	L	5-4

## EVANGEL

Overall Series Record: 20-0  
Record in Fayetteville, Ark.: 12-0  
Record in Springfield, Mo.: 8-0

DATE	SITE	W/L	SCORE
1968	Fayetteville, Ark.	W	3-1
1968	Fayetteville, Ark.	W	2-1
5/3/69	Springfield, Mo.	W	3-0
5/3/69	Springfield, Mo.	W	18-0
5/12/70	Springfield, Mo.	W	10-0
5/12/70	Springfield, Mo.	W	6-0
5/5/71	Springfield, Mo.	W	12-1
5/5/71	Springfield, Mo.	W	13-0

HISTORY & RECORDS





1973	Fayetteville, Ark.	W	5-4
1973	Fayetteville, Ark.	W	11-0
4/15/74	Springfield, Mo.	W	6-4
4/15/74	Springfield, Mo.	W	5-3
3/16/82	Fayetteville, Ark.	W	5-1
3/16/82	Fayetteville, Ark.	W	4-1
4/7/87	Fayetteville, Ark.	W	16-2
4/5/88	Fayetteville, Ark.	W	13-8
4/5/89	Fayetteville, Ark.	W	6-4
3/27/90	Fayetteville, Ark.	W	8-3
4/2/91	Fayetteville, Ark.	W	10-0
3/30/92	Fayetteville, Ark.	W	10-0

**EVANSVILLE**

Overall Series Record: 9-2  
Record in Fayetteville, Ark.: 9-2

DATE	SITE	W/L	SCORE
3/23/86	Fayetteville, Ark.	W	18-8
3/24/86	Fayetteville, Ark.	W	4-0
3/25/86	Fayetteville, Ark.	W	9-8
2/24/95	Fayetteville, Ark.	W	8-5
2/25/95	Fayetteville, Ark.	W	6-5
2/26/95	Fayetteville, Ark.	L	3-2
3/6/01	Fayetteville, Ark.	L	4-1
3/7/01	Fayetteville, Ark.	W	5-1
2/22/13	Fayetteville, Ark.	W	10-4
2/23/13	Fayetteville, Ark.	W	5-2
2/24/13	Fayetteville, Ark.	W	10-2

**FLORIDA**

Overall Series Record: 36-35  
Record in Fayetteville, Ark.: 16-11  
Record in Gainesville, Fla.: 13-20  
Record at Neutral Sites: 7-4

DATE	SITE	W/L	SCORE
5/26/79	Tallahassee, Fla.+	W	9-1
4/8/94	Gainesville, Fla.	L	5-2
4/9/94	Gainesville, Fla.	L	8-7
4/10/94	Gainesville, Fla.	L	3-2 (11)
4/7/95	Fayetteville, Ark.	W	5-4
4/8/95	Fayetteville, Ark.	W	13-5
4/9/95	Fayetteville, Ark.	L	5-2
5/1/98	Fayetteville, Ark.	L	7-6
5/2/98	Fayetteville, Ark.	L	13-9
5/3/98	Fayetteville, Ark.	W	4-3
4/2/99	Gainesville, Fla.	W	8-1
4/3/99	Gainesville, Fla.	W	6-5
4/4/99	Gainesville, Fla.	W	10-5
3/24/00	Fayetteville, Ark.	L	8-7 (11)
3/25/00	Fayetteville, Ark.	L	8-7 (10)
3/26/00	Fayetteville, Ark.	L	7-4
3/23/01	Gainesville, Fla.	L	7-4
3/24/01	Gainesville, Fla.	L	8-4
3/25/01	Gainesville, Fla.	L	4-1
3/19/04	Gainesville, Fla.	L	11-1
3/20/04	Gainesville, Fla.	W	8-2
3/21/04	Gainesville, Fla.	L	7-6 (10)
5/6/05	Fayetteville, Ark.	W	4-1
5/7/05	Fayetteville, Ark.	W	3-2 (10)
5/8/05	Fayetteville, Ark.	L	11-10
5/25/05	Hoover, Ala.!	L	9-8
3/17/06	Gainesville, Fla.	L	6-3
3/18/06	Gainesville, Fla.	W	4-2
3/19/06	Gainesville, Fla.	L	8-7
4/14/07	Fayetteville, Ark.	W	14-3
4/14/07	Fayetteville, Ark.	W	7-1
4/15/07	Fayetteville, Ark.	W	10-7
4/11/08	Gainesville, Fla.	W	2-1
4/12/08	Gainesville, Fla.	L	6-1
4/13/08	Gainesville, Fla.	W	10-4
3/13/09	Fayetteville, Ark.	W	11-4
3/14/09	Fayetteville, Ark.	W	8-4
3/15/09	Fayetteville, Ark.	W	4-2
5/20/09	Hoover, Ala.!	W	8-5
5/22/09	Hoover, Ala.!	W	10-7
4/23/10	Gainesville, Fla.	W	8-3
4/24/10	Gainesville, Fla.	L	8-2

4/25/10	Gainesville, Fla.	L	2-1
5/27/10	Hoover, Ala.!	L	5-4
5/15/11	Fayetteville, Ark.	W	4-3
5/6/11	Fayetteville, Ark.	W	5-3
5/7/11	Fayetteville, Ark.	L	5-3
4/27/12	Gainesville, Fla.	L	3-2
4/28/12	Gainesville, Fla.	W	5-1
4/29/12	Gainesville, Fla.	W	3-1 (10)
4/14/14	Gainesville, Fla.	L	2-1
4/15/14	Gainesville, Fla.	L	1-0
3/16/14	Gainesville, Fla.	W	9-3
5/20/15	Hoover, Ala.!	W	7-6
5/22/15	Hoover, Ala.!	L	10-0
4/14/16	Fayetteville, Ark.	L	12-8
4/15/16	Fayetteville, Ark.	L	9-2
4/16/16	Fayetteville, Ark.	L	8-2
5/27/17	Hoover, Ala.!	W	16-0 (7)
3/23/18	Gainesville, Fla.	W	6-3
3/24/18	Gainesville, Fla.	L	17-2
3/25/18	Gainesville, Fla.	L	5-4
5/25/18	Hoover, Ala.!	W	8-2
6/22/18	Omaha, Neb.+	W	5-2
5/20/21	Fayetteville, Ark.	W	6-1
5/21/21	Fayetteville, Ark.	W	4-3
5/22/21	Fayetteville, Ark.	W	9-3
4/7/22	Gainesville, Fla.	W	8-1
4/8/22	Gainesville, Fla.	L	7-2
4/9/22	Gainesville, Fla.	L	9-7
5/27/22	Hoover, Ala.!	L	7-5

**FLORIDA SOUTHERN**

Overall Series Record: 2-1  
Record in Lakeland, Fla.: 2-1

DATE	SITE	W/L	SCORE
3/4/81	Lakeland, Fla.	L	5-3
3/5/81	Lakeland, Fla.	W	13-3
3/1/84	Lakeland, Fla.	W	5-1

**FLORIDA STATE**

Overall Series Record: 5-1  
Record in Fayetteville, Ark.: 2-0  
Record in Tallahassee, Fla.: 3-0  
Record at Neutral Sites: 0-1

DATE	SITE	W/L	SCORE
5/25/85	Tallahassee, Fla.+	W	7-6
6/11/04	Fayetteville, Ark.+	W	7-5
6/12/04	Fayetteville, Ark.+	W	4-2
6/5/09	Tallahassee, Fla.+	W	7-2
6/6/09	Tallahassee, Fla.+	W	9-8
6/15/19	Omaha, Neb.+	L	1-0

**FORDHAM**

Overall Series Record: 0-1  
Record at Neutral Sites: 0-1

DATE	SITE	W/L	SCORE
5/25/90	Wichita, Kan.+	L	8-5

**FRESNO STATE**

Overall Series Record: 1-0  
Record in Fresno, Calif.: 1-0

DATE	SITE	W/L	SCORE
3/17/90	Fresno, Calif.	W	6-4

**GEORGE MASON**

Overall Series Record: 2-0  
Record at Neutral Sites: 2-0

DATE	SITE	W/L	SCORE
5/24/85	Tallahassee, Fla.+	W	13-9
2/10/06	Mobile, Ala.	W	4-1

**GEORGE WASHINGTON**

Overall Series Record: 3-0  
Record at Neutral Sites: 3-0

DATE	SITE	W/L	SCORE
5/25/79	Tallahassee, Fla.+	W	12-11
5/26/89	Waterbury, Conn.+	W	8-2
3/12/90	Fresno, Calif.	W	5-1

**GEORGIA**

Overall Series Record: 37-28  
Record in Fayetteville, Ark.: 22-8  
Record in Athens, Ga.: 13-18  
Record at Neutral Sites: 2-2

DATE	SITE	W/L	SCORE
5/31/87	Omaha, Neb.+	W	5-4
3/21/92	Athens, Ga.	W	1-0
3/21/92	Athens, Ga.	W	5-3
3/27/93	Fayetteville, Ark.	W	7-2
3/27/93	Fayetteville, Ark.	W	11-1
3/28/93	Fayetteville, Ark.	W	5-4 (10)
4/5/96	Athens, Ga.	L	7-3
4/6/96	Athens, Ga.	W	4-3
4/7/96	Athens, Ga.	L	7-6
4/5/97	Fayetteville, Ark.	W	11-2
4/5/97	Fayetteville, Ark.	W	15-6
4/6/97	Fayetteville, Ark.	W	17-8
4/21/00	Athens, Ga.	L	10-2
4/22/00	Athens, Ga.	L	14-8
4/23/00	Athens, Ga.	L	15-5
3/16/01	Fayetteville, Ark.	W	8-5
3/17/01	Fayetteville, Ark.	W	20-3
3/18/01	Fayetteville, Ark.	L	7-6
3/15/02	Athens, Ga.	L	10-3
3/16/02	Athens, Ga.	L	8-4
3/17/02	Athens, Ga.	W	16-12 (10)
4/4/03	Fayetteville, Ark.	W	9-4
4/5/03	Fayetteville, Ark.	W	14-3
4/6/03	Fayetteville, Ark.	L	10-4
3/24/06	Fayetteville, Ark.	L	2-0
3/25/06	Fayetteville, Ark.	L	8-7
3/26/06	Fayetteville, Ark.	W	5-4 (10)
4/20/07	Athens, Ga.	L	6-1
4/21/07	Athens, Ga.	W	7-6 (10)
4/22/07	Athens, Ga.	W	9-3
3/14/08	Fayetteville, Ark.	W	5-1
3/15/08	Fayetteville, Ark.	L	15-11
3/16/08	Fayetteville, Ark.	L	13-2
4/17/09	Athens, Ga.	L	4-3
4/18/09	Athens, Ga.	L	4-3
4/19/09	Athens, Ga.	W	2-0
5/21/09	Hoover, Ala.!	L	2-1 (10)
4/16/10	Fayetteville, Ark.	W	10-2
4/17/10	Fayetteville, Ark.	W	10-2
4/18/10	Fayetteville, Ark.	W	13-5
4/29/11	Athens, Ga.	W	10-4
4/30/11	Athens, Ga.	L	3-0
5/1/11	Athens, Ga.	L	6-5
4/6/12	Fayetteville, Ark.	L	4-2
4/7/12	Fayetteville, Ark.	W	8-3
4/8/12	Fayetteville, Ark.	W	8-0
4/26/13	Athens, Ga.	W	2-0
4/27/13	Athens, Ga.	W	2-1
5/14/15	Athens, Ga.	L	10-1
5/15/15	Athens, Ga.	W	9-0
5/16/15	Athens, Ga.	W	8-1
4/13/17	Fayetteville, Ark.	W	14-4
4/14/17	Fayetteville, Ark.	W	5-4 (10)
4/15/17	Fayetteville, Ark.	W	11-3
5/17/18	Athens, Ga.	W	8-6
5/18/18	Athens, Ga.	L	8-7 (10)
5/19/18	Athens, Ga.	L	3-2
5/23/19	Hoover, Ala.!	L	3-1
5/7/21	Fayetteville, Ark.	W	3-0
5/8/21	Fayetteville, Ark.	L	7-3
5/9/21	Fayetteville, Ark.	W	5-3
5/26/21	Hoover, Ala.!	W	11-2
4/20/23	Athens, Ga.	L	6-5



# II SERIES HISTORY

4/21/23	Athens, Ga.	L	7-3
4/22/23	Athens, Ga.	L	9-8

## GEORGIA TECH

Overall Series Record: 1-2  
Record at Neutral Sites: 1-2

DATE	SITE	W/L	SCORE
5/26/85	Tallahassee, Fla.+	W	7-5
3/6/93	Minneapolis, Minn.	L	3-2
5/23/98	Wichita, Kan.+	L	2-0

## GONZAGA

Overall Series Record: 7-5  
Record in Fayetteville, Ark.: 6-3  
Record in Seattle, Wash.: 0-1  
Record at Neutral Sites: 1-1

DATE	SITE	W/L	SCORE
3/14/90	Fresno, Calif.	W	7-4
3/12/92	Seattle, Wash.	L	6-1
3/13/12	Fayetteville, Ark.	W	1-0
3/14/12	Fayetteville, Ark.	W	5-3
3/1/13	Surprise, Ariz.	L	3-0
3/10/15	Fayetteville, Ark.	L	6-2
3/11/15	Fayetteville, Ark.	L	15-5
3/9/16	Fayetteville, Ark.	L	15-10
2/20/20	Fayetteville, Ark.	W	7-5
2/21/20	Fayetteville, Ark.	W	9-3
2/22/20	Fayetteville, Ark.	W	5-0
2/23/20	Fayetteville, Ark.	W	9-5

## GRAMBLING

Overall Series Record: 10-0  
Record in Fayetteville, Ark.: 9-0  
Record in North Little Rock, Ark.: 1-0

DATE	SITE	W/L	SCORE
6/4/10	Fayetteville, Ark.+	W	19-7
3/18/14	Fayetteville, Ark.	W	4-3
3/19/14	Fayetteville, Ark.	W	8-0
3/15/16	Fayetteville, Ark.	W	14-4
3/16/16	Fayetteville, Ark.	W	3-2
4/10/18	North Little Rock, Ark.	W	7-6
4/30/19	Fayetteville, Ark.	W	17-3
3/15/22	Fayetteville, Ark.	W	14-1 (8)
3/16/22	Fayetteville, Ark.	W	13-3 (8)
2/21/23	Fayetteville, Ark.	W	9-7

## GRAND CANYON

Overall Series Record: 5-0  
Record in Fayetteville, Ark.: 4-0  
Record at Neutral Sites: 1-0

DATE	SITE	W/L	SCORE
4/5/17	Fayetteville, Ark.	W	11-2
4/5/17	Fayetteville, Ark.	W	6-1
3/10/20	Fayetteville, Ark.	W	6-1
3/11/20	Fayetteville, Ark.	W	10-9
6/3/22	Stillwater, Okla.+	W	7-1

## HAWAII

Overall Series Record: 4-4  
Record in Honolulu, Hawaii: 4-4

DATE	SITE	W/L	SCORE
2/27/87	Honolulu, Hawaii	L	8-4
2/28/87	Honolulu, Hawaii	L	6-5 (10)
3/1/87	Honolulu, Hawaii	W	9-7 (10)
3/2/87	Honolulu, Hawaii	W	7-4
3/1/90	Honolulu, Hawaii	L	9-3
3/2/90	Honolulu, Hawaii	W	17-9
3/2/90	Honolulu, Hawaii	L	2-1
3/2/06	Honolulu, Hawaii	W	5-1

## HAWAII PACIFIC

Overall Series Record: 3-1  
Record in Honolulu, Hawaii: 3-1

DATE	SITE	W/L	SCORE
2/25/87	Honolulu, Hawaii	L	6-4
2/26/87	Honolulu, Hawaii	W	10-7
2/27/91	Honolulu, Hawaii	W	12-2
2/28/91	Honolulu, Hawaii	W	5-4

## HOUSTON

Overall Series Record: 38-27  
Record in Fayetteville, Ark.: 17-7  
Record in Houston, Texas: 14-16  
Record at Neutral Sites: 7-4

DATE	SITE	W/L	SCORE
4/27/74	Houston, Texas	L	8-0
4/27/74	Houston, Texas	L	6-5
4/27/74	Houston, Texas	L	8-3
4/25/75	Houston, Texas	W	5-1
4/26/75	Houston, Texas	W	3-0
4/26/75	Houston, Texas	L	10-3
3/5/76	Houston, Texas	L	9-4
3/6/76	Houston, Texas	L	1-0
3/6/76	Houston, Texas	L	3-2
3/4/77	Fayetteville, Ark.	W	5-3
3/5/77	Fayetteville, Ark.	W	2-0
3/5/77	Fayetteville, Ark.	L	5-0
4/21/78	Houston, Texas	W	6-5
4/22/78	Houston, Texas	W	5-1
4/22/78	Houston, Texas	L	14-4
4/20/79	Fayetteville, Ark.	W	5-3
4/21/79	Fayetteville, Ark.	W	3-0
4/21/79	Fayetteville, Ark.	W	11-10 (8)
3/21/80	Houston, Texas	W	13-6
3/22/80	Houston, Texas	W	4-2
3/22/80	Houston, Texas	L	11-6
4/17/81	Fayetteville, Ark.	L	5-3
4/18/81	Fayetteville, Ark.	W	15-4
4/18/81	Fayetteville, Ark.	W	2-1
5/15/81	Austin, Texas!	L	7-2
5/17/81	Austin, Texas!	W	9-3
4/16/82	Houston, Texas	L	7-3
4/17/82	Houston, Texas	L	2-0
4/17/82	Houston, Texas	W	1-0 (10)
5/14/82	College Station, Texas!	W	9-6
5/16/82	College Station, Texas!	L	9-8
4/10/83	Fayetteville, Ark.	W	1-0
4/10/83	Fayetteville, Ark.	L	12-8
4/11/83	Fayetteville, Ark.	W	9-1
5/13/83	Austin, Texas!	W	4-3
5/15/83	Austin, Texas!	W	9-7
4/14/84	Houston, Texas	L	6-5
4/14/84	Houston, Texas	W	17-4
4/15/84	Houston, Texas	L	4-3
4/5/85	Fayetteville, Ark.	W	16-12
4/6/85	Fayetteville, Ark.	W	5-4
4/6/85	Fayetteville, Ark.	L	10-9
4/4/86	Houston, Texas	W	15-6
4/5/86	Houston, Texas	W	3-2
4/5/86	Houston, Texas	W	10-2
3/27/87	Fayetteville, Ark.	L	4-3
3/28/87	Fayetteville, Ark.	W	10-3
3/28/87	Fayetteville, Ark.	W	12-6
5/17/87	Austin, Texas!	W	14-9
4/1/88	Houston, Texas	L	8-2
4/2/88	Houston, Texas	W	16-7
4/2/88	Houston, Texas	L	6-5 (10)
3/24/89	Fayetteville, Ark.	W	10-1
3/25/89	Fayetteville, Ark.	W	3-0
3/25/89	Fayetteville, Ark.	W	8-3
5/19/89	College Station, Texas!	W	5-4
3/23/90	Houston, Texas	W	6-1
3/24/90	Houston, Texas	W	6-4
3/24/90	Houston, Texas	L	6-0
5/19/90	Austin, Texas!	L	7-1
3/29/91	Fayetteville, Ark.	L	4-3
3/30/91	Fayetteville, Ark.	W	6-2

3/30/91	Fayetteville, Ark.	L	6-5
3/3/12	Houston, Texas	L	4-1
2/27/17	Houston, Texas	W	12-3

## ILLINOIS

Overall Series Record: 3-0  
Record in Fayetteville, Ark.: 2-0  
Record at Neutral Sites: 1-0

DATE	SITE	W/L	SCORE
3/13/84	Fayetteville, Ark.	W	18-5
3/14/84	Fayetteville, Ark.	W	6-5
5/28/89	Waterbury, Conn.+	W	9-2

## ILLINOIS STATE

Overall Series Record: 8-3  
Record in Fayetteville, Ark.: 8-3

DATE	SITE	W/L	SCORE
3/6/92	Fayetteville, Ark.	W	14-3
3/7/92	Fayetteville, Ark.	W	6-5 (10)
3/8/92	Fayetteville, Ark.	W	15-4
2/23/07	Fayetteville, Ark.	W	12-1
2/24/07	Fayetteville, Ark.	L	12-10
2/25/07	Fayetteville, Ark.	W	9-8 (10)
3/3/20	Fayetteville, Ark.	L	8-7
2/18/22	Fayetteville, Ark.	L	3-2
2/19/22	Fayetteville, Ark.	W	5-1
2/20/22	Fayetteville, Ark.	W	4-2
3/1/23	Fayetteville, Ark.	W	10-9 (11)

## INDIANA

Overall Series Record: 2-1  
Record in Fayetteville, Ark.: 1-0  
Record at Neutral Sites: 1-1

DATE	SITE	W/L	SCORE
3/28/67	San Antonio, Texas	L	13-3
3/21/82	Fayetteville, Ark.	W	5-3
2/25/22	Round Rock, Texas	W	5-2

## INDIANA STATE

Overall Series Record: 11-4  
Record in Fayetteville, Ark.: 9-3  
Record in Terre Haute, Ind.: 2-1

DATE	SITE	W/L	SCORE
3/10/84	Fayetteville, Ark.	W	3-2
3/10/84	Fayetteville, Ark.	W	7-3
3/11/84	Fayetteville, Ark.	W	6-3
3/8/85	Fayetteville, Ark.	W	9-7
3/9/85	Fayetteville, Ark.	W	7-2
3/9/85	Fayetteville, Ark.	W	3-1
3/9/86	Fayetteville, Ark.	L	5-1
3/9/86	Fayetteville, Ark.	W	2-1
3/10/86	Fayetteville, Ark.	W	12-3
3/12/88	Fayetteville, Ark.	L	11-9
3/12/88	Fayetteville, Ark.	L	13-9
4/1/90	Fayetteville, Ark.	W	4-2
4/26/91	Terre Haute, Ind.	L	7-3
4/27/91	Terre Haute, Ind.	W	6-5
4/27/91	Terre Haute, Ind.	W	8-3

## IOWA

Overall Series Record: 2-0  
Record in Fayetteville, Ark.: 1-0  
Record at Neutral Sites: 1-0

DATE	SITE	W/L	SCORE
3/27/79	Fayetteville, Ark.	W	7-4
2/14/97	Arlington, Texas	W	26-6

## IOWA STATE

Overall Series Record: 11-0  
Record in Fayetteville, Ark.: 11-0

DATE	SITE	W/L	SCORE
3/14/77	Fayetteville, Ark.	W	4-1
3/14/77	Fayetteville, Ark.	W	2-0





3/16/86	Fayetteville, Ark.	W	4-0
3/10/89	Fayetteville, Ark.	W	1-0
3/11/89	Fayetteville, Ark.	W	9-4
3/1/96	Fayetteville, Ark.	W	14-0
3/2/96	Fayetteville, Ark.	W	21-5
3/3/96	Fayetteville, Ark.	W	12-2
3/10/97	Fayetteville, Ark.	W	21-11
2/20/99	Fayetteville, Ark.	W	10-4
2/21/99	Fayetteville, Ark.	W	18-7

**KANSAS**

Overall Series Record: 36-12  
 Record in Fayetteville, Ark.: 33-9  
 Record in Lawrence, Kan.: 3-3

DATE	SITE	W/L	SCORE
3/28/60	Fayetteville, Ark.	W	11-6
3/29/60	Fayetteville, Ark.	W	18-0
4/1/63	Lawrence, Kan.	W	15-7
4/2/63	Lawrence, Kan.	L	9-1
5/3/85	Fayetteville, Ark.	W	10-4
5/4/85	Fayetteville, Ark.	W	6-5
5/4/85	Fayetteville, Ark.	W	6-2
2/27/88	Fayetteville, Ark.	W	12-3
2/27/88	Fayetteville, Ark.	W	19-4
2/28/88	Fayetteville, Ark.	W	5-3
2/25/89	Fayetteville, Ark.	W	3-2
2/25/89	Fayetteville, Ark.	W	7-0
2/26/89	Fayetteville, Ark.	W	18-4
2/24/90	Fayetteville, Ark.	L	10-4
2/25/90	Fayetteville, Ark.	W	3-2
2/22/91	Fayetteville, Ark.	W	8-1
2/23/91	Fayetteville, Ark.	W	6-5
2/24/91	Fayetteville, Ark.	W	17-3
2/21/92	Fayetteville, Ark.	W	13-5
2/22/92	Fayetteville, Ark.	L	7-4
2/23/92	Fayetteville, Ark.	L	4-1
3/17/92	Lawrence, Kan.	L	6-5
2/27/93	Fayetteville, Ark.	L	3-1
2/27/93	Fayetteville, Ark.	W	6-4
2/28/93	Fayetteville, Ark.	W	9-2
2/18/94	Fayetteville, Ark.	L	5-3
2/19/94	Fayetteville, Ark.	L	4-2
2/20/94	Fayetteville, Ark.	W	5-3
2/17/95	Fayetteville, Ark.	W	12-10
2/18/95	Fayetteville, Ark.	W	8-2
2/19/95	Fayetteville, Ark.	W	8-6
3/18/96	Lawrence, Kan.	L	8-3
3/18/97	Fayetteville, Ark.	W	8-5
3/19/97	Fayetteville, Ark.	L	8-2
3/18/98	Lawrence, Kan.	W	12-7
3/23/99	Fayetteville, Ark.	W	7-6
3/24/99	Fayetteville, Ark.	L	9-6
3/22/00	Lawrence, Kan.	W	10-3
3/27/01	Fayetteville, Ark.	W	6-5
3/11/03	Fayetteville, Ark.	W	2-1
3/9/07	Fayetteville, Ark.	W	8-7
3/10/07	Fayetteville, Ark.	W	4-0
3/11/07	Fayetteville, Ark.	W	5-2
2/27/08	Fayetteville, Ark.	W	2-1
2/24/09	Fayetteville, Ark.	L	9-3
2/25/09	Fayetteville, Ark.	W	9-8 (10)
3/2/10	Fayetteville, Ark.	W	15-3
3/15/11	Fayetteville, Ark.	W	4-2

**KANSAS STATE**

Overall Series Record: 30-20  
 Record in Fayetteville, Ark.: 28-14  
 Record in Manhattan, Kan.: 0-5  
 Record at Neutral Sites: 2-1

DATE	SITE	W/L	SCORE
4/4/66	Fayetteville, Ark.	L	12-3
4/4/66	Fayetteville, Ark.	L	6-2
5/8/67	Manhattan, Kan.	L	13-2
5/8/67	Manhattan, Kan.	L	3-2
4/26/69	Fayetteville, Ark.	W	10-6
4/26/69	Fayetteville, Ark.	L	6-4
3/14/73	Fayetteville, Ark.	W	9-7

3/14/73	Fayetteville, Ark.	W	8-2
3/12/74	Fayetteville, Ark.	L	2-1
3/12/74	Fayetteville, Ark.	L	2-1
3/1/75	Fayetteville, Ark.	L	3-0
3/1/75	Fayetteville, Ark.	W	6-1
3/2/75	Fayetteville, Ark.	L	5-4
3/2/75	Fayetteville, Ark.	W	11-1
3/14/80	Fayetteville, Ark.	W	8-4
3/14/80	Fayetteville, Ark.	W	8-3
3/13/83	Fayetteville, Ark.	W	12-1
2/22/85	Fayetteville, Ark.	W	5-1
2/20/86	Fayetteville, Ark.	L	8-7
3/6/87	Fayetteville, Ark.	L	4-3
3/7/87	Fayetteville, Ark.	W	12-7
3/4/88	Fayetteville, Ark.	W	8-7
3/5/88	Fayetteville, Ark.	W	9-5
4/30/89	Fayetteville, Ark.	W	9-4
5/1/89	Fayetteville, Ark.	L	7-2
2/17/90	Fayetteville, Ark.	W	2-1
2/17/90	Fayetteville, Ark.	W	5-1
2/18/90	Fayetteville, Ark.	L	5-4
2/16/91	Fayetteville, Ark.	L	6-0
2/16/91	Fayetteville, Ark.	W	3-2
2/17/91	Fayetteville, Ark.	W	3-2 (10)
2/15/92	Fayetteville, Ark.	L	18-13
2/15/92	Fayetteville, Ark.	W	13-0
2/16/92	Fayetteville, Ark.	W	19-9
3/16/92	Manhattan, Kan.	L	11-7
2/21/93	Fayetteville, Ark.	W	10-1
2/25/94	Fayetteville, Ark.	W	22-4
2/26/94	Fayetteville, Ark.	L	11-10
2/27/94	Fayetteville, Ark.	W	4-1
2/23/96	Fayetteville, Ark.	W	7-6 (10)
2/24/96	Fayetteville, Ark.	W	9-5
2/25/96	Fayetteville, Ark.	W	11-3
2/15/97	Arlington, Texas	L	7-6
3/20/01	Shreveport, La.	W	2-0
3/7/03	Manhattan, Kan.	L	9-8
3/9/03	Fayetteville, Ark.	W	12-4
3/10/03	Fayetteville, Ark.	W	4-3
3/10/03	Fayetteville, Ark.	W	18-5
6/2/13	Manhattan, Kan.+	L	4-3
4/25/17	Kansas City, Mo.	W	6-5

**KENT STATE**

Overall Series Record: 3-1  
 Record in Fayetteville, Ark.: 2-1  
 Record at Neutral Sites: 1-0

DATE	SITE	W/L	SCORE
6/16/12	Omaha, Neb.+	W	8-1
3/9/18	Fayetteville, Ark.	W	7-2
3/9/18	Fayetteville, Ark.	L	10-4
3/11/18	Fayetteville, Ark.	W	11-4

**KENTUCKY**

Overall Series Record: 47-26  
 Record in Fayetteville, Ark.: 26-10  
 Record in Lexington, Ky.: 19-14  
 Record at Neutral Sites: 2-2

DATE	SITE	W/L	SCORE
2/28/89	Lakeland, Fla.	W	8-4
3/1/89	Lakeland, Fla.	L	6-2
4/4/92	Lexington, Ky.	L	14-6
4/4/92	Lexington, Ky.	W	10-9
4/5/92	Lexington, Ky.	L	10-7
4/9/93	Fayetteville, Ark.	W	1-0
4/10/93	Fayetteville, Ark.	L	9-3
4/10/93	Fayetteville, Ark.	W	8-4
3/23/96	Lexington, Ky.	W	16-9
3/23/96	Lexington, Ky.	L	6-5
3/24/96	Lexington, Ky.	W	7-5
5/15/96	Birmingham, Ala.!	L	7-5
3/21/97	Fayetteville, Ark.	L	11-5
3/22/97	Fayetteville, Ark.	W	9-8 (10)
3/23/97	Fayetteville, Ark.	W	11-4
4/24/98	Lexington, Ky.	W	17-1
4/25/98	Lexington, Ky.	L	15-5

4/26/98	Lexington, Ky.	L	4-3
4/9/99	Fayetteville, Ark.	W	15-2
4/10/99	Fayetteville, Ark.	W	10-1
4/11/99	Fayetteville, Ark.	W	9-5
5/19/99	Hoover, Ala.!	W	6-4
4/28/00	Fayetteville, Ark.	L	7-6
4/29/00	Fayetteville, Ark.	W	12-10
4/30/00	Fayetteville, Ark.	W	8-5
4/27/01	Lexington, Ky.	L	5-4
4/28/01	Lexington, Ky.	W	16-11
4/29/01	Lexington, Ky.	W	9-5
5/3/02	Fayetteville, Ark.	W	5-1
5/4/02	Fayetteville, Ark.	L	5-2
5/5/02	Fayetteville, Ark.	L	1-0
3/28/03	Lexington, Ky.	W	9-2
3/29/03	Lexington, Ky.	W	2-1
3/30/03	Lexington, Ky.	W	10-9
4/23/04	Fayetteville, Ark.	W	9-4
4/24/04	Fayetteville, Ark.	W	5-4
4/25/04	Fayetteville, Ark.	W	11-10
4/30/05	Lexington, Ky.	W	8-5
4/30/05	Lexington, Ky.	L	11-8
5/1/05	Lexington, Ky.	L	7-1
4/14/06	Fayetteville, Ark.	W	10-9
4/15/06	Fayetteville, Ark.	W	10-6
4/16/06	Fayetteville, Ark.	L	7-5
3/16/07	Lexington, Ky.	W	10-2
3/17/07	Lexington, Ky.	L	7-5
3/18/07	Lexington, Ky.	W	14-5
4/2/10	Fayetteville, Ark.	L	12-8
4/3/10	Fayetteville, Ark.	W	10-1
4/4/10	Fayetteville, Ark.	W	17-16
4/23/11	Lexington, Ky.	L	3-2
4/23/11	Lexington, Ky.	L	3-1
4/24/11	Lexington, Ky.	W	5-1 (6)
4/13/12	Fayetteville, Ark.	W	8-7
4/14/12	Fayetteville, Ark.	L	5-4
4/14/12	Fayetteville, Ark.	L	2-1
5/3/13	Lexington, Ky.	W	2-1
5/4/13	Lexington, Ky.	W	5-3
5/4/13	Lexington, Ky.	L	4-3
4/10/15	Fayetteville, Ark.	W	5-3
4/11/15	Fayetteville, Ark.	L	16-4
4/12/15	Fayetteville, Ark.	W	7-3
4/22/16	Lexington, Ky.	W	1-0
4/23/16	Lexington, Ky.	W	2-0
4/23/16	Lexington, Ky.	L	5-4
3/16/18	Fayetteville, Ark.	W	9-4
3/17/18	Fayetteville, Ark.	W	14-2
3/17/18	Fayetteville, Ark.	W	16-9
5/3/19	Lexington, Ky.	W	5-2
5/5/19	Lexington, Ky.	W	9-1 (7)
5/5/19	Lexington, Ky.	L	4-3 (7)
3/18/22	Fayetteville, Ark.	W	6-2
3/19/22	Fayetteville, Ark.	W	9-3
3/20/22	Fayetteville, Ark.	W	3-1

**LAMAR**

Overall Series Record: 5-3  
 Record in Fayetteville, Ark.: 5-1  
 Record at Neutral Sites: 0-2

DATE	SITE	W/L	SCORE
3/25/74	Fayetteville, Ark.	W	5-4
3/27/91	Fayetteville, Ark.	W	14-2
3/28/91	Fayetteville, Ark.	W	6-5
5/12/93	Fayetteville, Ark.	W	5-1
5/13/93	Fayetteville, Ark.	W	12-10
5/13/93	Fayetteville, Ark.	L	14-7
5/30/03	Austin, Texas+	L	3-2
5/31/03	Austin, Texas+	L	7-6 (11)



# II SERIES HISTORY

## LE MOYNE

Overall Series Record: 2-1  
Record in Fayetteville, Ark.: 1-0  
Record at Neutral Sites: 1-1

DATE	SITE	W/L	SCORE
5/25/89	Waterbury, Conn.+	L	7-5
5/29/89	Waterbury, Conn.+	W	6-5
6/4/04	Fayetteville, Ark.+	W	4-1

## LIBERTY

Overall Series Record: 1-0  
Record at Neutral Sites: 1-0

DATE	SITE	W/L	SCORE
5/30/14	Charlottesville, Va.+	W	3-2

## LINCOLN

Overall Series Record: 2-0  
Record in Fayetteville, Ark.: 2-0

DATE	SITE	W/L	SCORE
3/8/72	Fayetteville, Ark.	W	8-2
3/8/72	Fayetteville, Ark.	W	10-0

## LIPSCOMB

Overall Series Record: 0-1  
Record at Neutral Sites: 0-1

DATE	SITE	W/L	SCORE
5/2/23	North Little Rock, Ark.	L	8-6 (11)

## LITTLE ROCK

Overall Series Record: 4-2  
Record in Fayetteville, Ark.: 4-2

DATE	SITE	W/L	SCORE
4/2/19	Fayetteville, Ark.	L	17-7
4/6/21	Fayetteville, Ark.	W	7-2
4/7/21	Fayetteville, Ark.	W	10-3
3/29/22	Fayetteville, Ark.	W	16-8
4/11/23	Fayetteville, Ark.	W	21-5 (7)
4/12/23	Fayetteville, Ark.	L	11-4

## LONG BEACH STATE

Overall Series Record: 6-7  
Record in Fayetteville, Ark.: 4-3  
Record in Long Beach, Calif.: 2-4

DATE	SITE	W/L	SCORE
4/7/98	Fayetteville, Ark.	W	5-3
4/8/98	Fayetteville, Ark.	W	12-9
3/5/99	Long Beach, Calif.	L	5-4 (12)
3/6/99	Long Beach, Calif.	W	11-4
3/7/99	Long Beach, Calif.	L	8-0
2/25/00	Fayetteville, Ark.	L	9-8
2/26/00	Fayetteville, Ark.	L	16-3
2/27/00	Fayetteville, Ark.	L	8-6
2/17/01	Fayetteville, Ark.	W	12-4
2/18/01	Fayetteville, Ark.	W	6-3
2/22/02	Long Beach, Calif.	L	7-1
2/23/02	Long Beach, Calif.	L	4-0
2/24/02	Long Beach, Calif.	W	5-3

## LOUISIANA

Overall Series Record: 2-4  
Record in Fayetteville, Ark.: 1-0  
Record in Lafayette, La.: 0-2  
Record at Neutral Sites: 1-2

DATE	SITE	W/L	SCORE
5/15/85	Fayetteville, Ark.	W	11-2
2/26/86	Lafayette, La.	L	5-3
3/19/89	Shreveport, La.	L	8-4
3/16/91	Shreveport, La.	L	11-2
2/12/99	Lafayette, La.	L	6-2
2/27/22	Round Rock, Texas	W	6-4

## LOUISIANA COLLEGE

Overall Series Record: 0-1  
Record in Pineville, La.: 0-1

DATE	SITE	W/L	SCORE
1960	Pineville, La.	L	12-5

## LSU

Overall Series Record: 41-77  
Record in Fayetteville, Ark.: 21-25  
Record in Baton Rouge, La.: 15-39  
Record at Neutral Sites: 5-13

DATE	SITE	W/L	SCORE
1960	Fayetteville, Ark.	L	5-1
1960	Baton Rouge, La.	W	11-5
4/15/63	Baton Rouge, La.	L	10-5
4/16/63	Baton Rouge, La.	L	10-2
2/22/86	Baton Rouge, La.	L	8-7
2/23/86	Baton Rouge, La.	W	7-6
6/3/87	Omaha, Neb.+	L	5-2
4/18/92	Baton Rouge, La.	L	12-2
4/18/92	Baton Rouge, La.	L	12-4
4/19/92	Baton Rouge, La.	L	8-4
5/14/93	New Orleans, La.!	L	8-1
4/24/93	Fayetteville, Ark.	L	3-0
4/24/93	Fayetteville, Ark.	L	4-2
4/25/93	Fayetteville, Ark.	L	8-2
5/22/93	Baton Rouge, La.!	L	13-7
4/23/94	Baton Rouge, La.	L	11-3
4/23/94	Baton Rouge, La.	L	16-4
4/24/94	Baton Rouge, La.	W	6-5
5/20/94	Oxford, Miss.!	L	6-4
4/21/95	Fayetteville, Ark.	L	10-3
4/23/95	Fayetteville, Ark.	L	13-7
4/23/95	Fayetteville, Ark.	W	5-3
5/21/95	Starkville, Miss.!	L	7-6
4/19/96	Baton Rouge, La.	W	3-2
4/20/96	Baton Rouge, La.	L	11-4
4/21/96	Baton Rouge, La.	L	9-4
5/2/97	Fayetteville, Ark.	L	13-8
5/3/97	Fayetteville, Ark.	L	11-5
5/4/97	Fayetteville, Ark.	W	16-1
2/28/98	New Orleans, La.	W	6-5 (10)
3/20/98	Baton Rouge, La.	L	9-5
3/21/98	Baton Rouge, La.	L	6-3
3/22/98	Baton Rouge, La.	L	27-6
5/13/98	Hoover, Ala.!	W	8-4
3/19/99	Fayetteville, Ark.	W	11-4
3/20/99	Fayetteville, Ark.	L	10-4
3/21/99	Fayetteville, Ark.	W	7-6
5/21/99	Hoover, Ala.!	W	9-8
4/7/00	Baton Rouge, La.	L	12-3
4/8/00	Baton Rouge, La.	L	12-5
4/9/00	Baton Rouge, La.	L	17-11
5/4/01	Fayetteville, Ark.	W	8-1
5/5/01	Fayetteville, Ark.	W	5-4
5/6/01	Fayetteville, Ark.	W	4-3
4/26/02	Baton Rouge, La.	L	3-0
4/27/02	Baton Rouge, La.	L	8-0
4/28/02	Baton Rouge, La.	L	13-5
5/16/03	Fayetteville, Ark.	L	11-3
5/17/03	Fayetteville, Ark.	W	6-5 (10)
5/18/03	Fayetteville, Ark.	L	6-2
5/22/03	Hoover, Ala.!	L	5-4
4/9/04	Baton Rouge, La.	W	11-8
4/10/04	Baton Rouge, La.	W	11-10
4/11/04	Baton Rouge, La.	W	7-5
4/22/05	Fayetteville, Ark.	L	10-7
4/23/05	Fayetteville, Ark.	L	7-0
4/24/05	Fayetteville, Ark.	L	6-0
4/28/06	Baton Rouge, La.	L	7-6
4/29/06	Baton Rouge, La.	W	4-2
4/30/06	Baton Rouge, La.	L	7-5
5/4/07	Fayetteville, Ark.	L	6-5
5/5/07	Fayetteville, Ark.	W	5-0
5/6/07	Fayetteville, Ark.	L	5-3
3/21/08	Baton Rouge, La.	L	8-7 (11)
3/22/08	Baton Rouge, La.	W	14-13 (10)

3/23/08	Baton Rouge, La.	L	4-2
5/2/09	Fayetteville, Ark.	W	11-4
5/2/09	Fayetteville, Ark.	L	5-0
5/3/09	Fayetteville, Ark.	L	4-3
6/15/09	Omaha, Neb.+	L	9-1
6/19/09	Omaha, Neb.+	L	14-5
3/19/10	Baton Rouge, La.	W	6-3
3/20/10	Baton Rouge, La.	L	8-7
3/21/10	Baton Rouge, La.	L	5-1
4/8/11	Fayetteville, Ark.	W	2-0
4/9/11	Fayetteville, Ark.	W	4-3
4/10/11	Fayetteville, Ark.	W	5-4
3/30/12	Baton Rouge, La.	L	10-6
3/31/12	Baton Rouge, La.	L	2-1
4/1/12	Baton Rouge, La.	L	3-2 (11)
4/12/13	Fayetteville, Ark.	L	6-2
4/13/13	Fayetteville, Ark.	W	8-3
4/14/13	Fayetteville, Ark.	L	5-3 (10)
5/23/13	Hoover, Ala.!	W	4-1
5/25/13	Hoover, Ala.!	L	3-1
4/11/14	Baton Rouge, La.	L	10-7
4/12/14	Baton Rouge, La.	L	5-3
4/13/14	Baton Rouge, La.	W	10-4
5/22/14	Hoover, Ala.!	L	7-2
5/24/14	Hoover, Ala.!	L	11-1
3/19/15	Fayetteville, Ark.	W	5-1
3/20/15	Fayetteville, Ark.	L	16-3
3/21/15	Fayetteville, Ark.	L	7-4
5/21/15	Hoover, Ala.!	L	10-5
5/6/16	Baton Rouge, La.	L	5-4
5/7/16	Baton Rouge, La.	L	10-9 (10)
5/8/16	Baton Rouge, La.	L	7-1
4/7/17	Fayetteville, Ark.	W	9-3
4/8/17	Fayetteville, Ark.	L	10-8
4/9/17	Fayetteville, Ark.	L	2-0
5/27/17	Hoover, Ala.!	L	4-2
5/4/18	Baton Rouge, La.	W	5-4
5/5/18	Baton Rouge, La.	L	6-4
5/6/18	Baton Rouge, La.	L	7-5
5/26/18	Hoover, Ala.!	L	2-1
5/9/19	Fayetteville, Ark.	W	14-4
5/10/19	Fayetteville, Ark.	W	11-6
5/11/19	Fayetteville, Ark.	L	3-2
4/30/21	Baton Rouge, La.	W	7-0
5/1/21	Baton Rouge, La.	W	17-10
5/1/21	Baton Rouge, La.	L	5-4
4/14/22	Fayetteville, Ark.	W	5-4
4/15/22	Fayetteville, Ark.	W	4-0
4/16/22	Fayetteville, Ark.	W	6-2
3/24/23	Baton Rouge, La.	W	9-3 (10)
3/24/23	Baton Rouge, La.	L	12-2
3/25/23	Baton Rouge, La.	L	14-5
5/25/23	Hoover, Ala.!	W	5-4

## LOUISIANA TECH

Overall Series Record: 30-7  
Record in Fayetteville, Ark.: 16-2  
Record in Ruston, La.: 9-4  
Record at Neutral Sites: 5-1

DATE	SITE	W/L	SCORE
2/27/86	Ruston, La.	W	12-2
3/18/88	Shreveport, La.	W	4-2
3/21/90	Fayetteville, Ark.	W	6-3
3/21/90	Fayetteville, Ark.	W	4-1
4/9/97	Fayetteville, Ark.	W	8-0
4/9/97	Fayetteville, Ark.	W	3-2
3/31/98	Fayetteville, Ark.	W	19-8
3/16/99	Ruston, La.	W	10-3
3/20/01	Shreveport, La.	L	12-1
3/19/03	Shreveport, La.	W	19-7
2/13/04	Fayetteville, Ark.	W	2-0
2/14/04	Fayetteville, Ark.	W	22-2
2/15/04	Fayetteville, Ark.	W	13-2
2/18/05	Ruston, La.	W	5-2
2/19/05	Ruston, La.	L	10-8
2/20/05	Ruston, La.	W	9-4
2/24/06	Fayetteville, Ark.	W	10-9
2/24/06	Fayetteville, Ark.	W	13-2





2/25/06	Fayetteville, Ark.	W	10-2
2/2/07	Ruston, La.	W	4-2
2/3/07	Ruston, La.	L	9-2
2/4/07	Ruston, La.	W	6-2
2/29/08	College Station, Texas	W	9-8
5/11/10	North Little Rock, Ark.	W	5-4 (10)
5/15/12	North Little Rock, Ark.	W	6-5 (10)
3/2/16	Fayetteville, Ark.	L	3-2
2/28/17	Ruston, La.	L	4-3
3/1/17	Ruston, La.	W	13-10
3/8/19	Fayetteville, Ark.	W	4-2
3/9/19	Fayetteville, Ark.	L	12-7
3/10/19	Fayetteville, Ark.	W	11-0
3/12/21	Ruston, La.	W	9-7 (10)
3/13/21	Ruston, La.	W	8-1
3/14/21	Ruston, La.	L	2-0
3/10/23	Fayetteville, Ark.	W	7-4
3/11/23	Fayetteville, Ark.	W	6-1
3/12/23	Fayetteville, Ark.	W	15-6

**LOYOLA (LA.)**

Overall Series Record: 0-2  
Record in New Orleans, La.: 0-2

DATE	SITE	W/L	SCORE
1960	New Orleans, La.	L	11-6
1960	New Orleans, La.	L	9-5

**LOYOLA MARYMOUNT**

Overall Series Record: 2-2  
Record at Home: 2-1  
Record at Neutral Sites: 0-1

DATE	SITE	W/L	SCORE
5/27/88	Stillwater, Okla.+	L	8-3
3/6/15	Fayetteville, Ark.	W	2-1
3/7/15	Fayetteville, Ark.	W	13-7
3/8/15	Fayetteville, Ark.	L	9-0

**LUBBOCK CHRISTIAN**

Overall Series Record: 4-0  
Record in Fayetteville, Ark.: 4-0

DATE	SITE	W/L	SCORE
3/1/85	Fayetteville, Ark.	W	15-4
3/2/85	Fayetteville, Ark.	W	15-1
3/2/85	Fayetteville, Ark.	W	4-1
3/9/87	Fayetteville, Ark.	W	13-3

**LUTHER**

Overall Series Record: 4-0  
Record in Fayetteville, Ark.: 4-0

DATE	SITE	W/L	SCORE
3/22/76	Fayetteville, Ark.	W	6-5
3/22/76	Fayetteville, Ark.	W	13-3
3/20/78	Fayetteville, Ark.	W	5-1
3/20/78	Fayetteville, Ark.	W	10-0

**MAINE**

Overall Series Record: 1-0  
Record at Neutral Sites: 1-0

DATE	SITE	W/L	SCORE
3/15/90	Fresno, Calif.	W	14-0

**MANKATO STATE**

Overall Series Record: 3-1  
Record in Fayetteville, Ark.: 3-1

DATE	SITE	W/L	SCORE
3/18/74	Fayetteville, Ark.	W	4-2
3/18/74	Fayetteville, Ark.	L	9-3
3/23/76	Fayetteville, Ark.	W	2-0
3/23/76	Fayetteville, Ark.	W	2-0

**MARYLAND**

Overall Series Record: 0-1  
Record at Neutral Sites: 0-1

DATE	SITE	W/L	SCORE
2/22/15	Mobile, Ala.	L	13-6

**MCNEESE STATE**

Overall Series Record: 6-3  
Record in Fayetteville, Ark.: 4-3  
Record in Lake Charles, La.: 2-0

DATE	SITE	W/L	SCORE
3/8/02	Fayetteville, Ark.	W	5-2
3/9/02	Fayetteville, Ark.	L	14-9
3/10/02	Fayetteville, Ark.	L	4-1
2/24/04	Fayetteville, Ark.	W	7-1
2/25/04	Fayetteville, Ark.	W	7-2
3/23/10	Lake Charles, La.	W	3-2
3/24/10	Lake Charles, La.	W	7-6
3/1/11	Fayetteville, Ark.	L	8-6
3/2/11	Fayetteville, Ark.	W	8-3

**MEMPHIS**

Overall Series Record: 28-13-1  
Record in Fayetteville, Ark.: 13-3  
Record in Memphis, Tenn.: 12-7-1  
Record in North Little Rock, Ark.: 2-1  
Record at Neutral Sites: 1-2

DATE	SITE	W/L	SCORE
3/27/64	Little Rock, Ark.	L	5-3
3/28/64	Little Rock, Ark.	L	13-6
3/30/64	Memphis, Tenn.	L	6-0
3/31/64	Memphis, Tenn.	W	4-0
4/23/65	Fayetteville, Ark.	L	6-4
4/23/65	Fayetteville, Ark.	W	4-2
4/9/66	Memphis, Tenn.	L	9-8
4/9/66	Memphis, Tenn.	L	6-1
4/15/67	Memphis, Tenn.	L	8-1
4/15/67	Memphis, Tenn.	W	4-0
4/15/68	Fayetteville, Ark.	L	7-4
4/15/68	Fayetteville, Ark.	W	13-7
4/12/69	Memphis, Tenn.	L	6-0
4/12/69	Memphis, Tenn.	W	10-3
5/2/70	Memphis, Tenn.	W	7-6
5/2/70	Memphis, Tenn.	W	7-3
4/24/71	Fayetteville, Ark.	W	6-5
4/24/71	Fayetteville, Ark.	W	4-3
4/14/73	Fayetteville, Ark.	W	1-0
4/14/73	Fayetteville, Ark.	L	3-0
3/1/86	Little Rock, Ark.	W	6-2
2/14/87	Memphis, Tenn.	W	3-1
2/14/87	Memphis, Tenn.	T	2-2
2/21/87	Fayetteville, Ark.	W	21-5
2/22/87	Fayetteville, Ark.	W	14-7
3/15/93	Memphis, Tenn.	L	6-3
3/17/93	Memphis, Tenn.	L	8-7
3/16/94	Fayetteville, Ark.	W	7-1
3/17/94	Fayetteville, Ark.	W	6-3
5/15/95	Memphis, Tenn.	W	1-0
2/23/03	Memphis, Tenn.	W	10-9
3/22/11	North Little Rock, Ark.	W	7-2
3/23/11	Memphis, Tenn.	W	7-3
3/24/15	North Little Rock, Ark.	L	5-4
3/25/15	Memphis, Tenn.	W	7-3
4/6/16	Memphis, Tenn.	W	12-4
4/18/17	Fayetteville, Ark.	W	16-7
4/19/17	North Little Rock, Ark.	W	2-0
3/27/18	Memphis, Tenn.	W	8-7
2/27/19	Fayetteville, Ark.	W	10-3
3/23/21	Fayetteville, Ark.	W	14-1
3/24/21	Fayetteville, Ark.	W	9-4

**MIAMI (FLA.)**

Overall Series Record: 0-5  
Record in Coral Gables, Fla.: 0-3  
Record at Neutral Sites: 0-2

DATE	SITE	W/L	SCORE
2/9/85	Coral Gables, Fla.	L	5-2
2/9/85	Coral Gables, Fla.	L	2-1
2/10/85	Coral Gables, Fla.	L	4-0
3/4/01	Minneapolis, Minn.	L	8-2
6/15/15	Omaha, Neb.+	L	4-3

**MIAMI (OHIO)**

Overall Series Record: 6-0  
Record in Fayetteville, Ark.: 5-0  
Record at Neutral Sites: 1-0

DATE	SITE	W/L	SCORE
3/4/00	Fayetteville, Ark.	W	15-5
3/5/00	Fayetteville, Ark.	W	5-1
6/3/05	Austin, Texas+	W	9-5
2/17/17	Fayetteville, Ark.	W	7-0
2/18/17	Fayetteville, Ark.	W	5-1
2/19/17	Fayetteville, Ark.	W	11-1

**MIDDLE TENNESSEE**

Overall Series Record: 1-0  
Record at Neutral Sites: 1-0

DATE	SITE	W/L	SCORE
5/22/87	Huntsville, Ala.+	W	10-7

**MINNESOTA**

Overall Series Record: 7-3  
Record in Fayetteville, Ark.: 4-0  
Record in Minneapolis, Minn.: 2-2  
Record at Neutral Sites: 1-1

DATE	SITE	W/L	SCORE
3/28/70	San Antonio, Texas	L	10-1
3/28/70	San Antonio, Texas	W	8-7
4/3/83	Fayetteville, Ark.	W	8-5
3/5/93	Minneapolis, Minn.	W	11-4
3/2/01	Minneapolis, Minn.	L	6-0
2/25/05	Fayetteville, Ark.	W	5-4
2/26/05	Fayetteville, Ark.	W	12-3
2/27/05	Fayetteville, Ark.	W	4-3
3/4/07	Minneapolis, Minn.	W	5-1
3/4/07	Minneapolis, Minn.	L	10-5

**MISSISSIPPI COLLEGE**

Overall Series Record: 2-2  
Record in Clinton, Miss.: 2-2

DATE	SITE	W/L	SCORE
4/17/63	Clinton, Miss.	W	7-3
4/18/63	Clinton, Miss.	L	3-0
3/22/69	Clinton, Miss.	W	13-3
3/24/69	Clinton, Miss.	L	1-0

**MISSISSIPPI STATE**

Overall Series Record: 57-57  
Record in Fayetteville, Ark.: 27-19  
Record in Starkville, Miss.: 22-29  
Record at Neutral Sites: 8-9

DATE	SITE	W/L	SCORE
1960	Fayetteville, Ark.	L	3-2
4/11/66	Starkville, Miss.	L	9-3
4/12/66	Starkville, Miss.	L	18-0
4/12/68	Starkville, Miss.	L	19-11
5/4/70	Starkville, Miss.	L	6-0
5/4/70	Starkville, Miss.	L	1-0
4/23/80	Greenville, Miss.	L	7-6 (11)
4/29/81	Greenville, Miss.	L	11-6
4/28/82	Greenville, Miss.	L	8-7
4/26/83	Greenville, Miss.	L	9-2
4/27/83	Helena, Ark.	W	5-3
4/24/84	Greenville, Miss.	L	9-8



# II SERIES HISTORY

4/25/84	Little Rock, Ark.	W	10-9 (10)
4/30/85	Greenville, Miss.	L	16-2
5/1/85	Little Rock, Ark.	W	13-1
6/3/85	Omaha, Neb.+	L	5-4
4/25/92	Starkville, Miss.	L	2-0
4/25/92	Starkville, Miss.	L	3-2
4/26/92	Starkville, Miss.	L	7-6
5/1/93	Fayetteville, Ark.	L	5-3
5/1/93	Fayetteville, Ark.	L	6-4
5/2/93	Fayetteville, Ark.	W	8-3
5/20/93	Baton Rouge, La.!	W	5-2
4/29/94	Starkville, Miss.	L	10-9
4/30/94	Starkville, Miss.	W	12-11
5/1/94	Starkville, Miss.	W	14-4
4/28/95	Fayetteville, Ark.	W	16-1
4/29/95	Fayetteville, Ark.	W	10-9
4/30/95	Fayetteville, Ark.	W	12-7
4/26/96	Starkville, Miss.	L	8-6
4/27/96	Starkville, Miss.	W	6-2
4/28/96	Starkville, Miss.	L	10-6
5/9/97	Fayetteville, Ark.	W	8-5
5/10/97	Fayetteville, Ark.	L	13-5
5/11/97	Fayetteville, Ark.	L	17-10
5/8/98	Starkville, Miss.	W	14-10 (10)
5/9/98	Starkville, Miss.	L	17-3
5/10/98	Starkville, Miss.	W	8-3
5/14/98	Hoover, Ala.!	W	10-3
5/16/98	Hoover, Ala.!	W	7-3
4/30/99	Fayetteville, Ark.	W	6-4
5/1/99	Fayetteville, Ark.	W	7-4
5/2/99	Fayetteville, Ark.	W	7-5
3/31/00	Starkville, Miss.	L	3-2
3/30/01	Fayetteville, Ark.	W	6-5
3/31/01	Fayetteville, Ark.	L	9-3
4/1/01	Fayetteville, Ark.	L	10-2
4/12/02	Starkville, Miss.	L	17-4
4/13/02	Starkville, Miss.	W	7-3
4/14/02	Starkville, Miss.	L	6-4
3/21/03	Fayetteville, Ark.	L	4-3 (10)
3/22/03	Fayetteville, Ark.	L	8-3
3/23/03	Fayetteville, Ark.	L	5-1
5/15/04	Starkville, Miss.	L	3-2
5/16/04	Starkville, Miss.	L	5-4
5/16/04	Starkville, Miss.	W	4-2
3/25/05	Fayetteville, Ark.	L	5-3
3/26/05	Fayetteville, Ark.	L	13-4
3/27/05	Fayetteville, Ark.	W	10-5
4/22/06	Starkville, Miss.	W	6-2
4/22/06	Starkville, Miss.	L	9-8
4/23/06	Starkville, Miss.	W	6-4
4/6/07	Fayetteville, Ark.	L	11-9
4/7/07	Fayetteville, Ark.	L	2-1
4/8/07	Fayetteville, Ark.	W	9-3
5/15/08	Starkville, Miss.	L	6-5
5/16/08	Starkville, Miss.	L	6-5
5/17/08	Starkville, Miss.	W	15-10
3/27/09	Fayetteville, Ark.	W	20-9
3/29/09	Fayetteville, Ark.	W	5-1
3/29/09	Fayetteville, Ark.	L	12-4
4/9/10	Starkville, Miss.	W	8-3
4/10/10	Starkville, Miss.	W	8-5
4/11/10	Starkville, Miss.	W	13-3
4/15/11	Fayetteville, Ark.	W	6-5
4/16/11	Fayetteville, Ark.	W	6-1
4/17/11	Fayetteville, Ark.	L	5-3
5/26/11	Hoover, Ala.!	W	7-2
3/23/12	Starkville, Miss.	L	11-2
3/24/12	Starkville, Miss.	W	8-0
3/25/12	Starkville, Miss.	W	8-5 (11)
5/22/12	Hoover, Ala.!	L	9-1
3/29/13	Fayetteville, Ark.	W	5-4
3/30/13	Fayetteville, Ark.	L	4-1
3/31/13	Fayetteville, Ark.	W	3-1
3/29/14	Starkville, Miss.	W	4-0
3/29/14	Starkville, Miss.	L	5-1
3/30/14	Starkville, Miss.	L	5-1
4/24/15	Fayetteville, Ark.	W	7-6
4/25/15	Fayetteville, Ark.	W	6-1
4/26/15	Fayetteville, Ark.	L	2-1

5/19/16	Starkville, Miss.	L	7-0
5/20/16	Starkville, Miss.	L	5-1
5/21/16	Starkville, Miss.	L	9-4
3/17/17	Fayetteville, Ark.	W	3-1
3/18/17	Fayetteville, Ark.	W	5-4
3/19/17	Fayetteville, Ark.	W	6-1
5/25/17	Hoover, Ala.!	L	4-3
5/26/17	Hoover, Ala.!	W	9-2
4/20/18	Starkville, Miss.	L	6-5
4/21/18	Starkville, Miss.	L	5-3
4/21/18	Starkville, Miss.	L	7-5
4/18/19	Fayetteville, Ark.	W	5-3
4/19/19	Fayetteville, Ark.	W	12-5
4/20/19	Fayetteville, Ark.	W	10-2
3/26/21	Starkville, Miss.	W	8-2
3/27/21	Starkville, Miss.	W	11-5
3/28/21	Starkville, Miss.	W	6-4
4/1/22	Fayetteville, Ark.	W	8-1
4/2/22	Fayetteville, Ark.	W	12-5
4/3/22	Fayetteville, Ark.	L	5-3 (12)
5/5/23	Starkville, Miss.	W	6-2
5/6/23	Starkville, Miss.	W	14-2 (7)
5/7/23	Starkville, Miss.	W	11-6

## MISSISSIPPI VALLEY STATE

Overall Series Record: 10-0

Record in Fayetteville, Ark.: 8-0

Record at Neutral Sites: 2-0

DATE	SITE	W/L	SCORE
5/12/08	Fayetteville, Ark.	W	12-3
3/26/13	Fayetteville, Ark.	W	6-0
3/27/13	North Little Rock, Ark.	W	2-1
3/25/14	Fayetteville, Ark.	W	6-0
3/25/14	Fayetteville, Ark.	W	12-1
3/26/14	North Little Rock, Ark.	W	3-0
4/7/15	Fayetteville, Ark.	W	8-1
4/8/15	Fayetteville, Ark.	W	14-0
2/23/16	Fayetteville, Ark.	W	21-4
2/24/16	Fayetteville, Ark.	W	20-0

## MISSOURI

Overall Series Record: 23-15

Record in Fayetteville, Ark.: 11-4

Record in Columbia, Mo.: 11-7

Record at Neutral Sites: 1-4

DATE	SITE	W/L	SCORE
1960	Fayetteville, Ark.	L	21-8
1960	Fayetteville, Ark.	W	9-8
4/3/62	Columbia, Mo.	L	15-7
4/4/62	Columbia, Mo.	L	10-4
3/30/63	Fayetteville, Ark.	L	10-6
3/30/63	Fayetteville, Ark.	W	6-5
3/27/68	San Antonio, Texas	L	8-4
3/22/72	Columbia, Mo.	W	9-6
3/22/72	Columbia, Mo.	L	3-1
5/23/80	Tulsa, Okla.+	L	6-0
3/2/81	Lakeland, Fla.	W	7-5
3/3/81	Lakeland, Fla.	L	8-6
2/27/84	Lakeland, Fla.	L	4-0
5/10/87	Columbia, Mo.	L	12-11 (10)
4/27/88	Fayetteville, Ark.	W	8-6
4/11/89	Columbia, Mo.	W	7-4
4/16/91	Columbia, Mo.	L	11-3
4/1/97	Fayetteville, Ark.	W	4-3
4/15/97	Columbia, Mo.	W	8-6
3/19/02	Columbia, Mo.	W	11-10
6/5/04	Fayetteville, Ark.+	W	10-7
5/1/12	Fayetteville, Ark.	W	6-3
5/2/12	Fayetteville, Ark.	W	2-0
5/15/14	Columbia, Mo.	W	9-4
5/16/14	Columbia, Mo.	W	4-0
5/17/14	Columbia, Mo.	W	7-5 (10)
4/1/16	Fayetteville, Ark.	W	7-6
4/2/16	Fayetteville, Ark.	L	8-5
4/3/16	Fayetteville, Ark.	L	10-1
3/24/17	Columbia, Mo.	W	9-2
3/25/17	Columbia, Mo.	L	7-2

3/26/17	Columbia, Mo.	W	9-8
3/15/19	Fayetteville, Ark.	W	2-0
3/16/19	Fayetteville, Ark.	W	4-3
3/17/19	Fayetteville, Ark.	W	3-2
3/25/22	Columbia, Mo.	W	7-5
3/26/22	Columbia, Mo.	L	7-5
3/27/22	Columbia, Mo.	W	6-4

## MISSOURI SOUTHERN

Overall Series Record: 44-1-1

Record in Fayetteville, Ark.: 43-0-1

Record in Joplin, Mo.: 1-1

DATE	SITE	W/L	SCORE
3/12/76	Fayetteville, Ark.	W	7-0
3/12/76	Fayetteville, Ark.	T	0-0 (12)
3/9/77	Fayetteville, Ark.	W	6-0
3/9/77	Fayetteville, Ark.	W	7-6
2/17/78	Fayetteville, Ark.	W	5-3
2/17/78	Fayetteville, Ark.	W	6-0
2/27/79	Fayetteville, Ark.	W	5-0
2/27/79	Fayetteville, Ark.	W	3-2
1979	Joplin, Mo.	L	9-8
1979	Joplin, Mo.	W	6-5
2/22/80	Fayetteville, Ark.	W	15-0
2/22/80	Fayetteville, Ark.	W	7-0
2/24/81	Fayetteville, Ark.	W	8-2
2/24/81	Fayetteville, Ark.	W	7-4
2/20/82	Fayetteville, Ark.	W	7-2
2/20/82	Fayetteville, Ark.	W	14-2
2/25/83	Fayetteville, Ark.	W	11-3
2/25/83	Fayetteville, Ark.	W	8-6
4/9/84	Fayetteville, Ark.	W	12-1
2/25/85	Fayetteville, Ark.	W	12-1
2/25/85	Fayetteville, Ark.	W	8-3
4/30/86	Fayetteville, Ark.	W	4-1
2/23/87	Fayetteville, Ark.	W	4-3
2/23/87	Fayetteville, Ark.	W	13-10
4/29/87	Fayetteville, Ark.	W	20-5
2/13/88	Fayetteville, Ark.	W	12-4
2/14/88	Fayetteville, Ark.	W	17-5
2/24/89	Fayetteville, Ark.	W	6-2
2/16/90	Fayetteville, Ark.	W	12-6
2/15/91	Fayetteville, Ark.	W	7-5
2/14/92	Fayetteville, Ark.	W	12-1
2/13/93	Fayetteville, Ark.	W	17-1
2/14/93	Fayetteville, Ark.	W	10-5
3/2/94	Fayetteville, Ark.	W	10-3
2/10/95	Fayetteville, Ark.	W	5-4
2/7/96	Fayetteville, Ark.	W	15-2
4/16/96	Fayetteville, Ark.	W	4-2
2/11/97	Fayetteville, Ark.	W	24-1
4/2/97	Fayetteville, Ark.	W	12-8
2/11/98	Fayetteville, Ark.	W	24-5
4/21/98	Fayetteville, Ark.	W	11-2
2/6/99	Fayetteville, Ark.	W	7-6
2/5/00	Fayetteville, Ark.	W	18-5
2/4/01	Fayetteville, Ark.	W	25-6
2/11/02	Fayetteville, Ark.	W	13-1
4/29/03	Fayetteville, Ark.	W	7-3

## MISSOURI STATE

Overall Series Record: 55-28

Record in Fayetteville, Ark.: 36-14

Record in Springfield, Mo.: 19-13

Record at Neutral Sites: 0-1

DATE	SITE	W/L	SCORE
3/26/66	Fayetteville, Ark.	W	7-5
4/22/67	Springfield, Mo.	L	6-5
4/22/67	Springfield, Mo.	L	4-3
1968	Springfield, Mo.	W	12-9
5/6/69	Fayetteville, Ark.	W	3-2
5/6/69	Fayetteville, Ark.	L	2-0
4/18/70	Springfield, Mo.	W	6-4
4/13/71	Fayetteville, Ark.	W	6-2
4/13/71	Fayetteville, Ark.	L	3-2
4/18/72	Springfield, Mo.	L	7-2
4/18/72	Springfield, Mo.	W	8-7

HISTORY & RECORDS





1973	Fayetteville, Ark.	W	7-5
1973	Fayetteville, Ark.	W	13-4
4/9/74	Springfield, Mo.	W	9-5
4/9/74	Springfield, Mo.	W	10-8
4/6/76	Fayetteville, Ark.	W	11-3
4/6/76	Fayetteville, Ark.	W	8-5
4/5/77	Fayetteville, Ark.	W	4-3
4/5/77	Fayetteville, Ark.	W	6-3
4/5/78	Springfield, Mo.	L	15-4
4/5/78	Springfield, Mo.	W	3-2
4/3/79	Fayetteville, Ark.	W	5-1
4/3/79	Fayetteville, Ark.	W	4-3
4/27/81	Fayetteville, Ark.	W	6-4
4/27/81	Fayetteville, Ark.	L	4-3
4/20/82	Fayetteville, Ark.	W	9-8
4/20/82	Fayetteville, Ark.	W	6-2
4/19/83	Springfield, Mo.	W	6-3
4/19/83	Springfield, Mo.	L	3-2
4/17/84	Fayetteville, Ark.	W	9-5
4/17/84	Fayetteville, Ark.	W	5-1
4/16/85	Fayetteville, Ark.	W	6-5
4/8/86	Fayetteville, Ark.	W	6-2
5/10/88	Springfield, Mo.	L	9-5
3/2/90	Fayetteville, Ark.	W	12-11
4/18/90	Fayetteville, Ark.	W	7-2
4/24/91	Fayetteville, Ark.	W	1-0
4/30/91	Springfield, Mo.	L	6-4
3/4/92	Fayetteville, Ark.	W	15-8
4/30/92	Springfield, Mo.	W	12-10
3/24/93	Fayetteville, Ark.	W	8-4
4/28/93	Springfield, Mo.	L	11-10
4/19/94	Springfield, Mo.	W	16-7
2/21/96	Springfield, Mo.	W	6-0
2/24/98	Fayetteville, Ark.	L	4-2
3/2/99	Springfield, Mo.	L	9-3
5/29/99	Fayetteville, Ark.+	L	9-8 (10)
5/2/00	Fayetteville, Ark.	W	7-2
4/3/01	Springfield, Mo.	L	10-9
2/16/02	Arlington, Texas	L	3-2
3/5/02	Fayetteville, Ark.	W	10-1
4/3/02	Springfield, Mo.	W	7-4
5/1/02	Fayetteville, Ark.	L	10-7
3/25/03	Fayetteville, Ark.	W	5-4
4/6/04	Fayetteville, Ark.	L	6-5 (16)
4/13/05	Fayetteville, Ark.	W	14-5
4/19/05	Springfield, Mo.	W	9-4
4/4/06	Fayetteville, Ark.	L	10-5
4/11/06	Springfield, Mo.	L	4-2
4/11/07	Fayetteville, Ark.	W	2-0
4/18/07	Springfield, Mo.	W	16-2
4/1/08	Springfield, Mo.	W	7-6 (10)
4/30/08	Fayetteville, Ark.	W	14-6
3/25/09	Fayetteville, Ark.	W	10-0
3/31/09	Springfield, Mo.	W	2-0
4/28/10	Fayetteville, Ark.	W	5-4
4/12/11	Springfield, Mo.	W	2-1
4/30/13	Fayetteville, Ark.	W	6-3
4/29/14	Springfield, Mo.	W	4-1
3/31/15	Fayetteville, Ark.	L	2-0
6/5/15	Fayetteville, Ark.+	W	18-4
6/6/15	Fayetteville, Ark.+	L	3-1
6/7/15	Fayetteville, Ark.+	W	3-2
5/3/16	Springfield, Mo.	L	14-6
5/17/16	Fayetteville, Ark.	L	8-2
4/11/17	Springfield, Mo.	W	12-4
6/3/17	Fayetteville, Ark.+	L	5-4
6/4/17	Fayetteville, Ark.+	W	11-10
6/5/17	Fayetteville, Ark.+	L	3-2
4/17/18	Fayetteville, Ark.	W	11-7
3/26/19	Springfield, Mo.	W	8-2
4/17/18	Fayetteville, Ark.	W	11-7
5/3/22	Fayetteville, Ark.+	L	6-4
4/25/23	Springfield, Mo.	L	8-4

**MISSOURI-ST. LOUIS**

Overall Series Record: 2-0  
Record in Fayetteville, Ark.: 2-0

DATE	SITE	W/L	SCORE
3/31/87	Fayetteville, Ark.	W	11-2
3/31/87	Fayetteville, Ark.	W	14-2

**MISSOURI VALLEY**

Overall Series Record: 1-0  
Record in Fayetteville, Ark.: 1-0

DATE	SITE	W/L	SCORE
2/27/02	Fayetteville, Ark.	W	7-1

**MISSOURI WESTERN**

Overall Series Record: 17-1  
Record in Fayetteville, Ark.: 17-1

DATE	SITE	W/L	SCORE
4/7/72	Fayetteville, Ark.	W	8-5
4/7/72	Fayetteville, Ark.	W	4-3
3/5/74	Fayetteville, Ark.	W	4-0
3/5/74	Fayetteville, Ark.	W	5-2
3/21/78	Fayetteville, Ark.	W	6-3
3/21/78	Fayetteville, Ark.	L	9-8
3/19/79	Fayetteville, Ark.	W	13-0
3/19/79	Fayetteville, Ark.	W	7-6 (11)
3/16/81	Fayetteville, Ark.	W	15-2
3/16/81	Fayetteville, Ark.	W	10-0
3/14/82	Fayetteville, Ark.	W	11-1
3/15/82	Fayetteville, Ark.	W	11-0
3/15/82	Fayetteville, Ark.	W	7-0
3/14/83	Fayetteville, Ark.	W	9-4
3/14/83	Fayetteville, Ark.	W	13-2
3/18/85	Fayetteville, Ark.	W	10-0
3/18/85	Fayetteville, Ark.	W	4-0
3/11/86	Fayetteville, Ark.	W	12-0

**MORNINGSIDE**

Overall Series Record: 1-1  
Record in Fayetteville, Ark.: 1-1

DATE	SITE	W/L	SCORE
4/5/68	Fayetteville, Ark.	L	13-12
4/6/68	Fayetteville, Ark.	W	29-4

**MURRAY STATE**

Overall Series Record: 5-0  
Record in Fayetteville, Ark.: 5-0

DATE	SITE	W/L	SCORE
5/2/86	Fayetteville, Ark.	W	9-3
5/3/86	Fayetteville, Ark.	W	3-2
3/5/21	Fayetteville, Ark.	W	7-6
3/6/21	Fayetteville, Ark.	W	11-6
3/7/21	Fayetteville, Ark.	W	6-0

**NAVY**

Overall Series Record: 2-0  
Record at Neutral Sites: 2-0

DATE	SITE	W/L	SCORE
2/28/97	Millington, Texas	W	6-4
2/21/03	Memphis, Tenn.	W	8-1

**NEBRASKA**

Overall Series Record: 12-12  
Record in Fayetteville, Ark.: 10-8  
Record in Lincoln, Neb.: 1-3  
Record at Neutral Sites: 1-1

DATE	SITE	W/L	SCORE
3/24/75	Fayetteville, Ark.	W	15-6
3/24/75	Fayetteville, Ark.	W	10-4
3/25/75	Fayetteville, Ark.	L	5-4
3/25/75	Fayetteville, Ark.	W	4-2
3/13/88	Fayetteville, Ark.	W	7-4
3/13/88	Fayetteville, Ark.	L	8-5

3/12/89	Fayetteville, Ark.	W	4-1
3/6/91	Fayetteville, Ark.	W	4-3
3/6/91	Fayetteville, Ark.	L	5-3
2/20/00	Arlington, Texas	L	13-2
3/14/00	Fayetteville, Ark.	L	10-4
3/15/00	Fayetteville, Ark.	L	10-3
3/18/08	Lincoln, Neb.	L	6-1
3/19/08	Lincoln, Neb.	W	9-4
3/17/09	Fayetteville, Ark.	W	7-3
3/18/09	Fayetteville, Ark.	L	7-4
4/16/13	Lincoln, Neb.	L	3-0
4/16/13	Lincoln, Neb.	L	4-2
4/1/14	Fayetteville, Ark.	W	4-3
4/2/14	Fayetteville, Ark.	L	6-4
3/4/17	Frisco, Texas	W	15-5
6/5/21	Fayetteville, Ark.+	W	5-1
6/6/21	Fayetteville, Ark.+	L	5-3
6/7/21	Fayetteville, Ark.+	W	6-2

**NEBRASKA-KEARNEY**

Overall Series Record: 1-1  
Record in Fayetteville, Ark.: 1-1

DATE	SITE	W/L	SCORE
4/4/70	Fayetteville, Ark.	W	5-0
4/4/70	Fayetteville, Ark.	L	4-0

**NEVADA**

Overall Series Record: 1-0  
Record in Fayetteville, Ark.: 1-0

DATE	SITE	W/L	SCORE
3/21/12	Fayetteville, Ark.	W	10-2

**NUJT**

Overall Series Record: 1-0  
Record in Fayetteville, Ark.: 1-0

DATE	SITE	W/L	SCORE
6/4/21	Fayetteville, Ark.+	W	13-8

**NEW MEXICO**

Overall Series Record: 6-2  
Record in Fayetteville, Ark.: 3-1  
Record at Neutral Sites: 3-1

DATE	SITE	W/L	SCORE
2/27/04	College Station, Texas	L	3-1
2/28/04	College Station, Texas	W	13-3
2/29/04	College Station, Texas	W	5-2
4/13/10	Fayetteville, Ark.	W	4-3 (11)
4/14/10	Fayetteville, Ark.	W	5-4
6/4/11	Tempe, Ariz.+	W	3-0
4/9/13	Fayetteville, Ark.	L	3-0
4/9/13	Fayetteville, Ark.	W	4-3

**NEW MEXICO STATE**

Overall Series Record: 2-0  
Record in Las Cruces, N.M.: 1-0  
Record at Neutral Sites: 1-0

DATE	SITE	W/L	SCORE
3/17/73	Las Cruces, N.M.	W	8-4
3/14/91	Shreveport, La.	W	8-3

**NEW ORLEANS**

Overall Series Record: 3-2  
Record in Fayetteville, Ark.: 3-0  
Record in New Orleans, La.: 0-1  
Record at Neutral Sites: 0-1

DATE	SITE	W/L	SCORE
3/15/91	Shreveport, La.	L	3-2
3/1/98	New Orleans, La.	L	13-6
2/19/13	Fayetteville, Ark.	W	14-0 (7)
2/19/13	Fayetteville, Ark.	W	3-0
3/22/17	Fayetteville, Ark.	W	5-2

# A II SERIES HISTORY

## NICHOLLS STATE

Overall Series Record: 0-1  
Record in Thibodaux, La.: 0-1

DATE	SITE	W/L	SCORE
2/25/86	Thibodaux, La.	L	5-3

## NORTH CAROLINA

Overall Series Record: 3-0  
Record in Chapel Hill, N.C.: 2-0  
Record at Neutral Sites: 1-0

DATE	SITE	W/L	SCORE
6/4/89	Omaha, Neb.+	W	7-3
6/11/22	Chapel Hill, N.C.+	W	4-1
6/12/22	Chapel Hill, N.C.+	W	4-3

## NORTH CAROLINA STATE

Overall Series Record: 1-2  
Record in Fayetteville, Ark.: 1-2

DATE	SITE	W/L	SCORE
6/11/21	Fayetteville, Ark.+	W	21-2
6/12/21	Fayetteville, Ark.+	L	6-5
6/13/21	Fayetteville, Ark.+	L	3-2

## NORTH DAKOTA

Overall Series Record: 3-0  
Record in Fayetteville, Ark.: 3-0

DATE	SITE	W/L	SCORE
2/13/15	Fayetteville, Ark.	W	11-4
2/14/15	Fayetteville, Ark.	W	13-2
2/14/15	Fayetteville, Ark.	W	12-1

## NORTH DAKOTA STATE

Overall Series Record: 2-0  
Record in Fayetteville, Ark.: 2-0

DATE	SITE	W/L	SCORE
3/17/82	Fayetteville, Ark.	W	10-2
3/17/82	Fayetteville, Ark.	W	10-1

## NORTHEASTERN (OKLA.) STATE

Overall Series Record: 25-2  
Record in Fayetteville, Ark.: 25-2

DATE	SITE	W/L	SCORE
1972	Fayetteville, Ark.	L	5-4
1972	Fayetteville, Ark.	W	2-0
3/2/74	Fayetteville, Ark.	W	8-4
3/2/74	Fayetteville, Ark.	W	4-1
3/4/75	Fayetteville, Ark.	W	7-6
3/4/75	Fayetteville, Ark.	W	8-6
4/3/75	Fayetteville, Ark.	W	9-2
4/3/75	Fayetteville, Ark.	W	4-0
2/28/76	Fayetteville, Ark.	W	2-0
2/28/76	Fayetteville, Ark.	W	7-6
2/19/77	Fayetteville, Ark.	W	11-2
2/19/77	Fayetteville, Ark.	W	5-0
3/2/77	Fayetteville, Ark.	W	11-0
2/26/82	Fayetteville, Ark.	W	5-0
2/26/82	Fayetteville, Ark.	W	7-1
2/22/83	Fayetteville, Ark.	W	19-3
4/21/86	Fayetteville, Ark.	W	15-4
4/19/89	Fayetteville, Ark.	W	9-8
4/17/90	Fayetteville, Ark.	W	12-5
2/12/91	Fayetteville, Ark.	W	6-2
4/14/92	Fayetteville, Ark.	W	6-5
3/25/93	Fayetteville, Ark.	W	5-2
4/21/93	Fayetteville, Ark.	L	9-7
4/27/94	Fayetteville, Ark.	W	4-0
3/29/95	Fayetteville, Ark.	W	11-0
5/1/96	Fayetteville, Ark.	W	7-3
4/16/97	Fayetteville, Ark.	W	24-3

## NORTHERN COLORADO

Overall Series Record: 7-1  
Record in Fayetteville, Ark.: 7-1

DATE	SITE	W/L	SCORE
4/5/05	Fayetteville, Ark.	W	9-3
4/6/05	Fayetteville, Ark.	W	7-4
4/18/06	Fayetteville, Ark.	W	2-1
4/19/06	Fayetteville, Ark.	L	4-2
4/3/07	Fayetteville, Ark.	W	14-6
4/4/07	Fayetteville, Ark.	W	9-7
4/22/08	Fayetteville, Ark.	W	9-2
4/23/08	Fayetteville, Ark.	W	9-1

## NORTHERN ILLINOIS

Overall Series Record: 3-0  
Record in Fayetteville, Ark.: 3-0

DATE	SITE	W/L	SCORE
3/20/93	Fayetteville, Ark.	W	12-2
3/21/93	Fayetteville, Ark.	W	11-3
3/21/93	Fayetteville, Ark.	W	11-5

## NORTHERN IOWA

Overall Series Record: 5-0  
Record in Fayetteville, Ark.: 5-0

DATE	SITE	W/L	SCORE
3/13/87	Fayetteville, Ark.	W	10-3
3/21/88	Fayetteville, Ark.	W	6-0
3/22/88	Fayetteville, Ark.	W	17-0
3/22/88	Fayetteville, Ark.	W	15-2
3/20/89	Fayetteville, Ark.	W	14-4

## NORTH TEXAS

Overall Series Record: 11-0  
Record in Fayetteville, Ark.: 11-0

DATE	SITE	W/L	SCORE
4/13/78	Fayetteville, Ark.	W	4-0
4/13/78	Fayetteville, Ark.	W	12-0
4/14/78	Fayetteville, Ark.	W	9-0
4/14/78	Fayetteville, Ark.	W	6-0
2/15/86	Fayetteville, Ark.	W	10-0
2/15/86	Fayetteville, Ark.	W	9-0
2/16/86	Fayetteville, Ark.	W	26-1
3/8/87	Fayetteville, Ark.	W	13-4
3/6/88	Fayetteville, Ark.	W	10-1
3/7/88	Fayetteville, Ark.	W	5-4
3/7/88	Fayetteville, Ark.	W	6-5

## NORTHWESTERN STATE

Overall Series Record: 18-3  
Record in Fayetteville, Ark.: 10-2  
Record in Natchitoches, La.: 5-1  
Record at Neutral Sites: 3-0

DATE	SITE	W/L	SCORE
1960	Natchitoches, La.	W	4-3
4/20/62	Monroe, La.	W	13-8
4/21/62	Monroe, La.	W	8-4
4/25/62	Natchitoches, La.	L	4-2
4/26/62	Natchitoches, La.	W	2-1
3/17/89	Shreveport, La.	W	3-2
2/29/92	Fayetteville, Ark.	W	6-5 (11)
2/29/92	Fayetteville, Ark.	W	7-2
5/2/95	Fayetteville, Ark.	W	5-2
2/16/96	Natchitoches, La.	W	13-6
2/17/96	Natchitoches, La.	W	14-5
2/18/96	Natchitoches, La.	W	10-5
3/25/97	Fayetteville, Ark.	W	5-4
3/26/97	Fayetteville, Ark.	W	13-8
2/27/01	Fayetteville, Ark.	L	8-4
2/21/12	Fayetteville, Ark.	W	8-7
2/22/12	Fayetteville, Ark.	W	6-2
4/22/14	Fayetteville, Ark.	W	8-1
4/22/14	Fayetteville, Ark.	W	15-3
4/23/19	Fayetteville, Ark.	W	19-2 (8)
4/24/19	Fayetteville, Ark.	L	10-7

## NORTHWEST MISSOURI STATE

Overall Series Record: 9-1-1  
Record in Fayetteville, Ark.: 9-1-1

DATE	SITE	W/L	SCORE
3/6/78	Fayetteville, Ark.	W	7-6
3/6/78	Fayetteville, Ark.	L	4-2
3/10/80	Fayetteville, Ark.	W	11-6
3/10/80	Fayetteville, Ark.	W	7-1
3/7/82	Fayetteville, Ark.	W	3-1
3/7/82	Fayetteville, Ark.	W	4-1
3/8/82	Fayetteville, Ark.	W	3-0
3/8/82	Fayetteville, Ark.	T	7-7
3/3/85	Fayetteville, Ark.	W	11-3
3/8/90	Fayetteville, Ark.	W	17-9
3/13/91	Fayetteville, Ark.	W	7-5

## NORTHWOOD INSTITUTE

Overall Series Record: 1-0  
Record in Fayetteville, Ark.: 1-0

DATE	SITE	W/L	SCORE
3/4/90	Fayetteville, Ark.	W	9-1

## NOTRE DAME

Overall Series Record: 2-1  
Record in Fayetteville, Ark.: 1-0  
Record at Neutral Sites: 1-1

DATE	SITE	W/L	SCORE
3/17/73	Las Cruces, N.M.	W	6-5
3/17/83	Millington, Ark.	W	5-0
2/28/97	Millington, Texas	L	8-5

## OHIO STATE

Overall Series Record: 1-0  
Record at Neutral Sites: 1-0

DATE	SITE	W/L	SCORE
3/2/08	College Station, Texas	W	8-6

## OKLAHOMA

Overall Series Record: 14-13  
Record in Fayetteville, Ark.: 6-3  
Record in Norman, Okla.: 7-9  
Record at Neutral Sites: 1-1

DATE	SITE	W/L	SCORE
5/11/70	Fayetteville, Ark.	L	2-1
5/11/70	Fayetteville, Ark.	W	5-2
5/2/72	Norman, Okla.	L	3-2
5/2/72	Norman, Okla.	L	4-3
4/11/77	Norman, Okla.	W	5-2
4/11/77	Norman, Okla.	L	4-3
3/5/83	Norman, Okla.	L	11-4
3/5/83	Norman, Okla.	W	14-3
3/6/83	Norman, Okla.	W	7-2
4/15/87	Fayetteville, Ark.	W	12-11
4/12/88	Norman, Okla.	L	11-3
4/26/89	Fayetteville, Ark.	L	3-2
3/20/91	Norman, Okla.	W	11-2
3/23/93	Fayetteville, Ark.	W	8-0
4/6/94	Norman, Okla.	L	11-2
2/27/96	Fayetteville, Ark.	W	9-8
4/10/01	Norman, Okla.	W	5-4
3/12/02	Norman, Okla.	L	7-1
4/9/02	Fayetteville, Ark.	W	9-6
5/31/02	Wichita, Kan.+	W	8-5
4/28/09	Fayetteville, Ark.	W	8-7 (10)
5/30/09	Norman, Okla.+	W	17-6
5/31/09	Norman, Okla.+	W	11-0
5/18/10	Norman, Okla.	L	5-2
4/10/12	Norman, Okla.	L	4-0
2/28/20	Houston, Texas	L	6-3
3/16/21	Fayetteville, Ark.	L	8-5





**OKLAHOMA BAPTIST**

Overall Series Record: 6-3  
 Record in Fayetteville, Ark.: 4-2  
 Record in Shawnee, Okla.: 2-1

DATE	SITE	W/L	SCORE
4/29/67	Fayetteville, Ark.	W	2-1
4/29/67	Fayetteville, Ark.	W	6-0
4/22/68	Fayetteville, Ark.	L	12-0
4/22/68	Fayetteville, Ark.	W	4-3
4/18/69	Shawnee, Okla.	W	5-2
4/13/70	Fayetteville, Ark.	W	9-6
4/13/70	Fayetteville, Ark.	L	9-4
3/20/71	Shawnee, Okla.	W	13-3
3/20/71	Shawnee, Okla.	L	4-2

**OKLAHOMA CHRISTIAN**

Overall Series Record: 1-0  
 Record in Fayetteville, Ark.: 1-0

DATE	SITE	W/L	SCORE
5/6/85	Fayetteville, Ark.	W	14-4

**OKLAHOMA CITY**

Overall Series Record: 23-1  
 Record in Fayetteville, Ark.: 15-0  
 Record in Oklahoma City, Okla.: 8-1

DATE	SITE	W/L	SCORE
4/7/61	Oklahoma City, Okla.	W	9-2
4/9/68	Fayetteville, Ark.	W	12-3
4/19/69	Oklahoma City, Okla.	W	2-0
4/21/70	Fayetteville, Ark.	W	9-4
4/21/70	Fayetteville, Ark.	W	9-3
4/19/71	Oklahoma City, Okla.	W	11-0
4/19/71	Oklahoma City, Okla.	W	13-1
1973	Oklahoma City, Okla.	W	6-1
1973	Oklahoma City, Okla.	W	10-0
4/21/73	Fayetteville, Ark.	W	8-2
4/21/73	Fayetteville, Ark.	W	3-2
4/2/74	Oklahoma City, Okla.	L	5-4
4/2/74	Oklahoma City, Okla.	W	9-0
3/6/83	Oklahoma City, Okla.	W	13-4
2/16/85	Fayetteville, Ark.	W	4-0
2/16/85	Fayetteville, Ark.	W	20-13
2/17/85	Fayetteville, Ark.	W	5-2
2/13/96	Fayetteville, Ark.	W	11-9
2/19/97	Fayetteville, Ark.	W	14-6
3/4/98	Fayetteville, Ark.	W	9-6
2/23/99	Fayetteville, Ark.	W	10-8
2/22/00	Fayetteville, Ark.	W	7-3
2/21/01	Fayetteville, Ark.	W	14-4
2/12/02	Fayetteville, Ark.	W	5-4

**OKLAHOMA STATE**

Overall Series Record: 21-26  
 Record in Fayetteville, Ark.: 9-9  
 Record in Stillwater, Okla.: 9-11  
 Record at Neutral Sites: 3-6

DATE	SITE	W/L	SCORE
4/15/70	Fayetteville, Ark.	W	5-3
4/15/70	Fayetteville, Ark.	W	3-1
4/21/71	Stillwater, Okla.	L	6-4
4/21/71	Stillwater, Okla.	L	7-4
4/29/80	Tulsa, Okla.	W	7-6
2/21/81	Fayetteville, Ark.	L	5-4 (11)
3/26/85	Stillwater, Okla.	L	3-1
4/2/85	Fayetteville, Ark.	L	14-6
4/1/86	Fayetteville, Ark.	L	11-9
4/15/86	Stillwater, Okla.	L	8-7
3/25/87	Stillwater, Okla.	L	8-1
4/21/87	Fayetteville, Ark.	W	9-8
3/19/88	Shreveport, La.	L	5-4
4/11/88	Stillwater, Okla.	W	6-5
5/28/88	Stillwater, Okla.+	L	13-7
3/18/89	Shreveport, La.	L	10-2
4/4/89	Stillwater, Okla.	W	10-4
5/10/89	Fayetteville, Ark.	W	10-6

4/24/90	Stillwater, Okla.	W	7-5
3/19/91	Stillwater, Okla.	L	9-5
4/9/91	Fayetteville, Ark.	W	9-4
3/31/92	Fayetteville, Ark.	L	7-4
4/19/93	Fayetteville, Ark.	W	4-1
4/26/93	Stillwater, Okla.	L	4-1
3/15/94	Fayetteville, Ark.	W	10-5
3/23/94	Stillwater, Okla.	W	13-9
3/20/95	Stillwater, Okla.	L	18-6
3/22/95	Fayetteville, Ark.	L	22-9
5/23/96	Lubbock, Texas+	L	6-5
4/1/98	Tulsa, Okla.	L	7-3
3/21/00	Stillwater, Okla.	W	10-8
3/28/00	Fayetteville, Ark.	L	2-1
4/24/01	Tulsa, Okla.	L	6-5
4/20/04	Fayetteville, Ark.	W	5-2
3/8/05	Stillwater, Okla.	W	11-7
2/11/06	Mobile, Ala.	W	3-0
6/4/06	Fayetteville, Ark.+	L	6-5
6/2/07	Fayetteville, Ark.+	L	14-3
6/3/07	Fayetteville, Ark.+	L	7-6
5/30/15	Stillwater, Okla.+	W	7-5
3/29/16	Stillwater, Okla.	L	5-4
4/26/16	Fayetteville, Ark.	W	7-6
3/5/17	Frisco, Texas	L	8-3
6/4/22	Stillwater, Okla.+	W	20-12
6/5/22	Stillwater, Okla.+	L	14-10 (10)
6/6/22	Stillwater, Okla.+	W	7-3
6/5/22	Stillwater, Okla.+	L	14-10 (10)
2/19/23	Arlington, Texas	W	18-1 (7)

**OLE MISS**

Overall Series Record: 59-53  
 Record in Fayetteville, Ark.: 26-23  
 Record in Oxford, Miss.: 25-23  
 Record at Neutral Sites: 8-7

DATE	SITE	W/L	SCORE
4/11/82	Fayetteville, Ark.	W	7-2
5/9/92	Fayetteville, Ark.	L	8-4
5/9/92	Fayetteville, Ark.	W	15-3
5/10/92	Fayetteville, Ark.	W	10-0
5/15/93	Oxford, Miss.	W	8-7
5/15/93	Oxford, Miss.	W	5-1
5/16/93	Oxford, Miss.	L	3-1
5/13/94	Fayetteville, Ark.	L	12-6
5/14/94	Fayetteville, Ark.	L	7-2
5/15/94	Fayetteville, Ark.	W	8-5
5/12/95	Oxford, Miss.	L	3-1
5/13/95	Oxford, Miss.	L	11-2
5/14/95	Oxford, Miss.	W	5-4
5/18/95	Starkville, Miss.!	W	5-2
5/10/96	Oxford, Miss.	W	18-4
5/11/96	Oxford, Miss.	L	3-2
5/12/96	Oxford, Miss.	W	8-3
4/11/97	Fayetteville, Ark.	W	14-13 (10)
4/12/97	Fayetteville, Ark.	W	12-7
4/13/97	Fayetteville, Ark.	W	8-6
3/27/98	Oxford, Miss.	W	12-10
3/28/98	Oxford, Miss.	W	16-8
3/29/98	Oxford, Miss.	L	13-10
5/7/99	Fayetteville, Ark.	W	8-1
5/8/99	Fayetteville, Ark.	W	9-4
5/9/99	Fayetteville, Ark.	W	7-4
5/12/00	Oxford, Miss.	W	6-1
5/13/00	Oxford, Miss.	L	12-5
5/14/00	Oxford, Miss.	W	8-1
4/6/01	Fayetteville, Ark.	W	3-2
4/7/01	Fayetteville, Ark.	L	11-6
4/8/01	Fayetteville, Ark.	W	10-3
5/10/02	Oxford, Miss.	W	5-4
5/11/02	Oxford, Miss.	W	11-5
5/12/02	Oxford, Miss.	W	10-8
5/2/03	Fayetteville, Ark.	L	5-2
5/3/03	Fayetteville, Ark.	W	7-6
5/4/03	Fayetteville, Ark.	W	6-3
5/23/03	Hoover, Ala.!	L	8-7 (11)
5/7/04	Oxford, Miss.	L	1-0
5/8/04	Oxford, Miss.	W	3-1

5/9/04	Oxford, Miss.	L	5-3
5/27/04	Hoover, Ala.!	W	4-3
5/20/05	Fayetteville, Ark.	L	5-3
5/21/05	Fayetteville, Ark.	L	10-2
5/22/05	Fayetteville, Ark.	L	9-1
5/12/06	Oxford, Miss.	W	12-3
5/13/06	Oxford, Miss.	L	7-3
5/14/06	Oxford, Miss.	L	5-4
5/24/06	Hoover, Ala.!	L	9-4
3/2/07	Minneapolis, Minn.	L	5-4
5/17/07	Fayetteville, Ark.	L	5-4
5/18/07	Fayetteville, Ark.	W	4-3 (10)
5/19/07	Fayetteville, Ark.	L	5-0
4/25/08	Oxford, Miss.	L	12-4
4/26/08	Oxford, Miss.	W	13-11 (10)
4/27/08	Oxford, Miss.	W	12-4
5/14/09	Fayetteville, Ark.	L	7-5
5/15/09	Fayetteville, Ark.	L	9-3
5/16/09	Fayetteville, Ark.	L	16-3
5/7/10	Oxford, Miss.	W	11-4
5/8/10	Oxford, Miss.	L	3-2
5/9/10	Oxford, Miss.	W	7-0
5/19/11	Fayetteville, Ark.	L	2-1
5/21/11	Fayetteville, Ark.	W	2-0
5/21/11	Fayetteville, Ark.	W	5-3
4/21/12	Oxford, Miss.	L	8-2
4/21/12	Oxford, Miss.	L	1-0
4/22/12	Oxford, Miss.	W	11-3
5/23/12	Hoover, Ala.!	L	2-0
3/15/13	Fayetteville, Ark.	L	7-1
3/16/13	Fayetteville, Ark.	W	10-1
3/17/13	Fayetteville, Ark.	L	6-4 (13)
5/22/13	Hoover, Ala.!	W	2-1 (10)
5/2/14	Oxford, Miss.	L	3-2
5/3/14	Oxford, Miss.	L	7-4
5/4/14	Oxford, Miss.	W	11-1
5/21/14	Hoover, Ala.!	W	2-1
5/23/14	Hoover, Ala.!	W	8-7
3/26/15	Fayetteville, Ark.	W	10-3
3/27/15	Fayetteville, Ark.	L	5-4
3/28/15	Fayetteville, Ark.	W	5-2
4/8/16	Oxford, Miss.	L	7-3
4/9/16	Oxford, Miss.	L	14-9
4/10/16	Oxford, Miss.	L	8-7
4/27/17	Fayetteville, Ark.	L	9-1
4/28/17	Fayetteville, Ark.	L	4-1
4/28/17	Fayetteville, Ark.	W	7-4
3/29/18	Oxford, Miss.	W	6-4
3/30/18	Oxford, Miss.	L	5-4
3/31/18	Oxford, Miss.	L	11-10
3/29/19	Fayetteville, Ark.	W	5-3
3/30/19	Fayetteville, Ark.	L	4-3
3/31/19	Fayetteville, Ark.	L	17-7
5/22/19	Hoover, Ala.!	W	5-3
5/24/19	Hoover, Ala.!	L	3-2
6/8/19	Fayetteville, Ark.+	W	11-2
6/9/19	Fayetteville, Ark.+	L	13-5
6/10/19	Fayetteville, Ark.+	W	14-1
4/10/21	Oxford, Miss.	W	7-3
4/10/21	Oxford, Miss.	L	13-6
4/11/21	Oxford, Miss.	W	18-14
5/29/21	Hoover, Ala.!	W	3-2
4/29/22	Fayetteville, Ark.	L	4-2
4/30/22	Fayetteville, Ark.	W	6-3
5/1/22	Fayetteville, Ark.	W	4-3
6/20/22	Omaha, Neb.+	L	13-5
6/22/22	Omaha, Neb.+	W	3-2
6/23/22	Omaha, Neb.+	L	2-0
4/7/23	Oxford, Miss.	W	11-2
4/7/23	Oxford, Miss.	L	7-4
4/8/23	Oxford, Miss.	W	6-4

**OMAHA**

Overall Series Record: 2-2  
 Record in Fayetteville, Ark.: 2-2

DATE	SITE	W/L	SCORE
4/13/65	Fayetteville, Ark.	L	9-7
4/13/65	Fayetteville, Ark.	L	6-3

# A II SERIES HISTORY

3/2/22	Fayetteville, Ark.	W	15-3
3/28/23	Fayetteville, Ark.	W	16-3 (7)

## ORAL ROBERTS

Overall Series Record: 70-35  
 Record in Fayetteville, Ark.: 39-14  
 Record in Tulsa, Okla.: 28-20  
 Record at Neutral Sites: 3-1

DATE	SITE	W/L	SCORE
4/29/70	Fayetteville, Ark.	W	7-0
4/29/70	Fayetteville, Ark.	W	8-0
4/27/71	Tulsa, Okla.	W	6-1
4/27/71	Tulsa, Okla.	L	6-4
5/4/71	Fayetteville, Ark.	W	12-11
5/4/71	Fayetteville, Ark.	L	5-2
3/25/72	Tulsa, Okla.	L	8-4
3/25/72	Tulsa, Okla.	W	2-1
1973	Tulsa, Okla.	W	5-4
1973	Tulsa, Okla.	L	2-0
3/27/74	Tulsa, Okla.	W	1-0
3/27/74	Tulsa, Okla.	L	1-0
4/15/75	Fayetteville, Ark.	W	5-1
4/15/75	Fayetteville, Ark.	W	4-2
3/30/76	Tulsa, Okla.	W	6-5
3/30/76	Tulsa, Okla.	L	6-3
2/22/77	Fayetteville, Ark.	W	7-0
2/22/77	Fayetteville, Ark.	L	2-0
4/17/79	Tulsa, Okla.	L	5-2
3/11/80	Fayetteville, Ark.	L	7-3
3/11/80	Fayetteville, Ark.	L	5-0
5/3/80	Tulsa, Okla.	W	4-2
5/22/80	Tulsa, Okla.+	W	3-2
3/10/81	Fayetteville, Ark.	L	6-3
3/10/81	Fayetteville, Ark.	L	11-6
5/1/81	Tulsa, Okla.	W	8-6
5/2/81	Tulsa, Okla.	L	5-1
5/2/81	Tulsa, Okla.	L	8-2
5/8/82	Fayetteville, Ark.	W	10-3
5/8/82	Fayetteville, Ark.	L	9-1
5/9/82	Tulsa, Okla.	L	9-4
5/9/82	Tulsa, Okla.	W	10-4
5/6/83	Fayetteville, Ark.	W	6-3
5/6/83	Fayetteville, Ark.	W	11-3
5/7/83	Tulsa, Okla.	L	8-3
5/7/83	Tulsa, Okla.	W	4-1
5/26/83	Stillwater, Okla.+	L	7-6
5/4/84	Fayetteville, Ark.	W	13-1
5/4/84	Fayetteville, Ark.	W	12-4
5/5/84	Tulsa, Okla.	L	9-8
5/5/84	Tulsa, Okla.	W	3-1
5/9/85	Fayetteville, Ark.	W	6-4
5/10/85	Fayetteville, Ark.	W	5-1
5/11/85	Fayetteville, Ark.	W	9-5
5/8/86	Fayetteville, Ark.	W	7-5
5/9/86	Tulsa, Okla.	W	15-6
5/12/86	Tulsa, Okla.	W	9-8 (12)
5/7/87	Fayetteville, Ark.	W	14-4
5/8/87	Fayetteville, Ark.	W	17-5
5/10/87	Tulsa, Okla.	L	10-2
5/15/88	Fayetteville, Ark.	W	18-7
5/16/88	Tulsa, Okla.	L	11-3
4/23/90	Fayetteville, Ark.	W	10-3
2/21/91	Fayetteville, Ark.	W	2-1
3/25/92	Fayetteville, Ark.	L	5-3
3/31/93	Fayetteville, Ark.	W	13-5
4/20/93	Tulsa, Okla.	W	16-1
3/30/94	Tulsa, Okla.	L	8-7
3/31/94	Fayetteville, Ark.	W	7-4
4/12/94	Tulsa, Okla.	L	3-1
4/20/94	Fayetteville, Ark.	L	12-2
3/21/95	Tulsa, Okla.	W	7-0
4/4/95	Tulsa, Okla.	W	8-2 (11)
4/25/95	Tulsa, Okla.	L	5-0
4/26/95	Fayetteville, Ark.	W	9-1
2/20/96	Fayetteville, Ark.	W	19-7
4/2/96	Tulsa, Okla.	W	3-2
4/10/96	Tulsa, Okla.	L	8-7 (10)
4/24/96	Fayetteville, Ark.	W	18-5

4/22/97	Tulsa, Okla.	W	11-6
4/23/97	Fayetteville, Ark.	W	15-5
4/15/98	Fayetteville, Ark.	W	19-7
4/22/98	Tulsa, Okla.	W	8-5
4/14/99	Tulsa, Okla.	W	15-6
4/21/99	Fayetteville, Ark.	L	12-5
4/11/00	Tulsa, Okla.	W	5-4
4/18/00	Fayetteville, Ark.	L	8-4
4/17/01	Tulsa, Okla.	W	4-2
5/1/01	Fayetteville, Ark.	W	10-0
4/16/02	Tulsa, Okla.	W	14-0
4/30/02	Fayetteville, Ark.	W	6-3
6/1/02	Wichita, Kan.+	W	7-6
6/2/02	Wichita, Kan.+	W	11-6
4/1/03	Fayetteville, Ark.	W	9-3
4/15/03	Tulsa, Okla.	W	8-2
4/13/04	Fayetteville, Ark.	L	6-4
4/27/04	Tulsa, Okla.	W	8-4
4/12/05	Tulsa, Okla.	W	15-8
4/26/05	Fayetteville, Ark.	W	5-2
5/2/06	Tulsa, Okla.	L	5-4
6/2/06	Fayetteville, Ark.+	L	4-3 (11)
3/13/07	Fayetteville, Ark.	W	10-2
3/27/07	Tulsa, Okla.	L	5-3
4/8/08	Fayetteville, Ark.	L	9-4
4/15/08	Tulsa, Okla.	L	12-2
4/21/09	Tulsa, Okla.	W	9-6
5/12/09	Fayetteville, Ark.	W	3-2
4/20/10	Fayetteville, Ark.	W	9-5
4/19/11	Tulsa, Okla.	W	6-5
4/24/12	Fayetteville, Ark.	W	6-1
5/29/15	Stillwater, Okla.+	W	8-6
6/2/17	Fayetteville, Ark.+	W	3-0
6/4/17	Fayetteville, Ark.+	W	4-3
6/1/18	Fayetteville, Ark.+	W	10-2
4/9/19	Fayetteville, Ark.	W	15-8

## OREGON STATE

Overall Series Record: 3-3  
 Record at Neutral Sites: 3-3

DATE	SITE	W/L	SCORE
5/22/86	Stillwater, Okla.+	W	4-3
5/24/86	Stillwater, Okla.+	L	1-0
3/17/95	San Jose, Calif.	W	5-4
6/26/18	Omaha, Neb.+	W	4-1
6/27/18	Omaha, Neb.+	L	5-3
6/28/18	Omaha, Neb.+	L	5-0

## PACIFIC

Overall Series Record: 0-1  
 Record at Neutral Sites: 0-1

DATE	SITE	W/L	SCORE
3/3/13	Surprise, Ariz.	L	4-3

## PACIFIC LUTHERAN

Overall Series Record: 1-0  
 Record at Neutral Sites: 1-0

DATE	SITE	W/L	SCORE
3/15/92	Seattle, Wash.	W	8-1

## PENN STATE

Overall Series Record: 1-0  
 Record at Neutral Sites: 1-0

DATE	SITE	W/L	SCORE
3/1/89	Lakeland, Fla.	W	2-1

## PEPPERDINE

Overall Series Record: 1-1  
 Record at Neutral Sites: 1-1

DATE	SITE	W/L	SCORE
6/1/79	Omaha, Neb.+	W	5-4
5/30/08	Palo Alto, Calif.+	L	4-3

## PITTSBURG STATE

Overall Series Record: 15-0  
 Record in Fayetteville, Ark.: 11-0  
 Record in Pittsburg, Kan.: 4-0

DATE	SITE	W/L	SCORE
4/7/62	Fayetteville, Ark.	W	5-1
4/7/62	Fayetteville, Ark.	W	11-3
4/30/63	Pittsburg, Kan.	W	9-4
4/30/63	Pittsburg, Kan.	W	2-1
1967	Fayetteville, Ark.	W	8-1
1967	Fayetteville, Ark.	W	6-2
4/27/68	Pittsburg, Kan.	W	8-4
4/27/68	Pittsburg, Kan.	W	3-0
4/17/71	Fayetteville, Ark.	W	6-0
4/17/71	Fayetteville, Ark.	W	11-1
4/11/72	Fayetteville, Ark.	W	5-0
4/11/72	Fayetteville, Ark.	W	9-0
3/5/96	Fayetteville, Ark.	W	10-5
2/18/98	Fayetteville, Ark.	W	13-4
4/17/02	Fayetteville, Ark.	W	5-1

## PRINCETON

Overall Series Record: 1-0  
 Record in Fayetteville, Ark.: 1-0

DATE	SITE	W/L	SCORE
6/3/06	Fayetteville, Ark.+	W	6-2

## RHODE ISLAND

Overall Series Record: 2-1  
 Record in Fayetteville, Ark.: 2-1

DATE	SITE	W/L	SCORE
3/10/17	Fayetteville, Ark.	W	5-2
3/10/17	Fayetteville, Ark.	W	3-2
3/12/17	Fayetteville, Ark.	L	3-0

## RICE

Overall Series Record: 42-18-1  
 Record in Fayetteville, Ark.: 23-4-1  
 Record in Houston, Texas: 16-11  
 Record at Neutral Sites: 3-3

DATE	SITE	W/L	SCORE
4/2/71	Edinburg, Texas	L	5-2
4/3/71	Edinburg, Texas	L	4-3
4/6/74	Fayetteville, Ark.	L	6-5
4/6/74	Fayetteville, Ark.	W	6-3
4/6/74	Fayetteville, Ark.	W	9-7
4/4/75	Houston, Texas	W	5-0
4/5/75	Houston, Texas	L	5-1
4/5/75	Houston, Texas	L	9-0
4/16/76	Fayetteville, Ark.	W	4-1
4/17/76	Fayetteville, Ark.	W	4-1
4/17/76	Fayetteville, Ark.	W	1-0
4/15/77	Houston, Texas	L	8-3
4/16/77	Houston, Texas	W	7-1
4/16/77	Houston, Texas	W	9-4
3/10/78	Fayetteville, Ark.	W	6-0
3/11/78	Fayetteville, Ark.	W	1-0
3/11/78	Fayetteville, Ark.	W	6-0
3/9/79	Houston, Texas	W	6-3
3/10/79	Houston, Texas	W	7-2
3/10/79	Houston, Texas	W	12-3
4/11/80	Fayetteville, Ark.	W	14-6
4/12/80	Fayetteville, Ark.	W	5-2
4/12/80	Fayetteville, Ark.	L	9-8
3/27/81	Houston, Texas	W	3-2
3/28/81	Houston, Texas	L	5-4
3/28/81	Houston, Texas	L	4-3
5/16/81	Austin, Texas!	W	5-4
3/26/82	Fayetteville, Ark.	T	4-4 (11)
3/27/82	Fayetteville, Ark.	W	2-1
3/27/82	Fayetteville, Ark.	W	17-2
3/28/82	Fayetteville, Ark.	W	6-1
3/19/83	Houston, Texas	L	6-1
3/19/83	Houston, Texas	L	3-2 (12)
3/20/83	Houston, Texas	W	7-4 (10)





3/25/84	Fayetteville, Ark.	W	5-3
3/25/84	Fayetteville, Ark.	W	6-3
3/26/84	Fayetteville, Ark.	L	7-2
5/12/84	Austin, Texas!	L	8-1
3/17/85	Houston, Texas	W	8-4
3/17/85	Houston, Texas	L	13-2
3/15/86	Fayetteville, Ark.	W	6-0
3/15/86	Fayetteville, Ark.	W	10-5
3/15/86	Fayetteville, Ark.	W	15-7
4/24/87	Houston, Texas	W	4-3
4/25/87	Houston, Texas	W	5-1
4/25/87	Houston, Texas	W	3-0
5/13/88	Fayetteville, Ark.	W	6-1
5/14/88	Fayetteville, Ark.	W	10-1
5/14/88	Fayetteville, Ark.	W	9-8
4/21/89	Houston, Texas	W	10-2
4/22/89	Houston, Texas	L	3-1
4/22/89	Houston, Texas	W	8-4
4/20/90	Fayetteville, Ark.	W	9-1
4/21/90	Fayetteville, Ark.	L	2-1 (11)
4/21/90	Fayetteville, Ark.	W	6-5
5/17/90	Austin, Texas!	W	7-5
3/8/91	Houston, Texas	L	4-3
3/9/91	Houston, Texas	W	8-4
3/9/91	Houston, Texas	L	9-8
6/2/12	Houston, Texas+	W	1-0
2/26/16	Houston, Texas	W	5-2

**SAINT LOUIS**

Overall Series Record: 9-0  
 Record in Fayetteville, Ark.: 8-0  
 Record in St. Louis, Mo.: 1-0

DATE	SITE	W/L	SCORE
3/10/87	Fayetteville, Ark.	W	20-10
3/11/87	Fayetteville, Ark.	W	9-0
3/11/87	Fayetteville, Ark.	W	15-5
3/3/90	Fayetteville, Ark.	W	14-4
3/3/90	Fayetteville, Ark.	W	10-7
3/7/00	Fayetteville, Ark.	W	7-4
3/8/00	Fayetteville, Ark.	W	14-4
3/20/02	St. Louis, Mo.	W	6-4
4/7/10	Fayetteville, Ark.	W	32-8

**SAM HOUSTON STATE**

Overall Series Record: 2-0  
 Record at Neutral Sites: 2-0

DATE	SITE	W/L	SCORE
6/1/12	Houston, Texas+	W	5-4
6/3/12	Houston, Texas+	W	5-1

**SAN DIEGO**

Overall Series Record: 0-1  
 Record in San Diego, Calif.: 0-1

DATE	SITE	W/L	SCORE
2/25/18	San Diego, Calif.	L	7-6

**SAN DIEGO STATE**

Overall Series Record: 9-1  
 Record in Fayetteville, Ark: 4-0  
 Record in San Diego, Calif.: 4-1  
 Record at Neutral Sites: 1-0

DATE	SITE	W/L	SCORE
3/3/01	Minneapolis, Minn.	W	6-4
3/10/11	San Diego, Calif.	W	12-4
3/11/11	San Diego, Calif.	W	11-6
3/12/11	San Diego, Calif.	L	3-2
3/13/11	San Diego, Calif.	W	5-2
3/7/13	Fayetteville, Ark.	W	2-0
3/8/13	Fayetteville, Ark.	W	4-3
3/9/13	Fayetteville, Ark.	W	8-2
3/9/13	Fayetteville, Ark.	W	4-1
2/24/18	San Diego, Calif.	W	5-2

**SAN FRANCISCO**

Overall Series Record: 0-1  
 Record at Neutral Sites: 0-1

DATE	SITE	W/L	SCORE
3/7/14	Berkeley, Calif.	L	2-1

**SAN JOSE STATE**

Overall Series Record: 2-0  
 Record in San Jose, Calif.: 2-0

DATE	SITE	W/L	SCORE
3/18/95	San Jose, Calif.	W	12-8
3/19/95	San Jose, Calif.	W	7-4

**SANTA CLARA**

Overall Series Record: 3-0  
 Record in Fayetteville, Ark: 2-0  
 Record at Neutral Sites: 1-0

DATE	SITE	W/L	SCORE
3/17/95	San Jose, Calif.	W	10-3
6/2/23	Fayetteville, Ark.+	W	13-6
6/4/23	Fayetteville, Ark.+	W	6-4

**SCHOOL OF THE OZARKS**

Overall Series Record: 8-1  
 Record in Fayetteville, Ark.: 8-1

DATE	SITE	W/L	SCORE
3/23/84	Fayetteville, Ark.	W	6-2
3/19/85	Fayetteville, Ark.	W	4-3
3/19/85	Fayetteville, Ark.	W	6-0
4/20/87	Fayetteville, Ark.	W	12-1
3/22/89	Fayetteville, Ark.	W	14-5
3/22/89	Fayetteville, Ark.	W	10-0
4/4/90	Fayetteville, Ark.	L	5-1
2/19/91	Fayetteville, Ark.	W	15-5
3/26/92	Fayetteville, Ark.	W	13-3

**SIENA**

Overall Series Record: 3-0  
 Record in Fayetteville, Ark.: 3-0

DATE	SITE	W/L	SCORE
3/7/08	Fayetteville, Ark.	W	14-5
3/8/08	Fayetteville, Ark.	W	17-2
3/9/08	Fayetteville, Ark.	W	10-4

**SMU**

Overall Series Record: 22-4  
 Record in Fayetteville, Ark.: 11-0  
 Record in Dallas, Texas: 11-4

DATE	SITE	W/L	SCORE
4/4/61	Dallas, Texas	L	7-1
4/5/61	Dallas, Texas	W	11-7
4/4/67	Fayetteville, Ark.	W	4-1
4/4/67	Fayetteville, Ark.	W	8-7
4/22/69	Dallas, Texas	L	8-3
1973	Dallas, Texas	W	3-1
1973	Dallas, Texas	W	4-3
3/15/74	Fayetteville, Ark.	W	4-2
3/16/74	Fayetteville, Ark.	W	11-3
3/16/74	Fayetteville, Ark.	W	6-2
1975	Dallas, Texas	W	4-1
3/26/76	Dallas, Texas	W	17-2
3/27/76	Dallas, Texas	W	10-1
3/27/76	Dallas, Texas	W	2-1
3/25/77	Fayetteville, Ark.	W	1-0
3/26/77	Fayetteville, Ark.	W	4-1
3/26/77	Fayetteville, Ark.	W	3-1
3/31/78	Dallas, Texas	W	5-2
4/1/78	Dallas, Texas	W	9-2
4/1/78	Dallas, Texas	W	6-4
3/30/79	Fayetteville, Ark.	W	3-1
3/31/79	Fayetteville, Ark.	W	3-1
3/31/79	Fayetteville, Ark.	W	9-2
2/29/80	Dallas, Texas	W	2-0

3/1/80	Dallas, Texas	L	2-1
3/1/80	Dallas, Texas	L	9-1

**SOUTH ALABAMA**

Overall Series Record: 5-3  
 Record in Fayetteville, Ark.: 3-3  
 Record in Mobile, Ala.: 2-0

DATE	SITE	W/L	SCORE
2/12/06	Mobile, Ala.	W	8-7
2/28/14	Fayetteville, Ark.	W	2-1
3/1/14	Fayetteville, Ark.	L	2-1
3/1/14	Fayetteville, Ark.	L	5-3
2/21/15	Mobile, Ala.	W	7-0
3/6/20	Fayetteville, Ark.	L	13-6
3/7/20	Fayetteville, Ark.	W	15-2
3/8/20	Fayetteville, Ark.	W	5-3

**SOUTH CAROLINA**

Overall Series Record: 46-36  
 Record in Fayetteville, Ark.: 24-13  
 Record in Columbia, S.C.: 16-17  
 Record at Neutral Sites: 6-6

DATE	SITE	W/L	SCORE
5/31/85	Omaha, Neb.+	W	1-0
3/28/92	Fayetteville, Ark.	W	8-3
3/28/92	Fayetteville, Ark.	W	7-2
3/29/92	Fayetteville, Ark.	L	20-11
5/13/92	New Orleans, La.!	W	8-6
5/15/92	New Orleans, La.!	L	9-5
4/3/93	Columbia, S.C.	L	18-11
4/3/93	Columbia, S.C.	L	8-1
4/4/93	Columbia, S.C.	L	5-3
3/29/96	Fayetteville, Ark.	W	8-1
3/30/96	Fayetteville, Ark.	W	2-1
3/31/96	Fayetteville, Ark.	L	13-2
3/28/97	Columbia, S.C.	W	11-8
3/29/97	Columbia, S.C.	L	14-9
3/30/97	Columbia, S.C.	W	30-7
3/6/98	Fayetteville, Ark.	W	11-1
3/8/98	Fayetteville, Ark.	W	17-16
5/14/99	Columbia, S.C.	W	8-2
5/15/99	Columbia, S.C.	L	16-6
5/16/99	Columbia, S.C.	W	13-5
5/5/00	Fayetteville, Ark.	L	8-2
5/6/00	Fayetteville, Ark.	W	11-10
5/7/00	Fayetteville, Ark.	W	9-3
3/9/01	Columbia, S.C.	L	16-5
3/10/01	Columbia, S.C.	L	7-4
3/11/01	Columbia, S.C.	L	9-3
4/5/02	Fayetteville, Ark.	W	7-4
4/6/02	Fayetteville, Ark.	W	8-7 (15)
5/22/02	Hoover, Ala.!	L	10-1
5/24/02	Hoover, Ala.!	L	4-1
3/14/03	Columbia, S.C.	L	7-2
3/16/03	Columbia, S.C.	W	2-1
3/16/03	Columbia, S.C.	W	4-1
3/26/04	Fayetteville, Ark.	W	5-3
3/27/04	Fayetteville, Ark.	W	5-4
3/28/04	Fayetteville, Ark.	L	10-2
5/29/04	Hoover, Ala.!	L	3-2
3/18/05	Columbia, S.C.	W	9-1
3/19/05	Columbia, S.C.	L	12-3
3/20/05	Columbia, S.C.	W	5-3
5/24/07	Hoover, Ala.!	W	6-0
5/26/07	Hoover, Ala.!	W	3-2
5/9/08	Fayetteville, Ark.	W	12-11
5/10/08	Fayetteville, Ark.	W	6-3
5/11/08	Fayetteville, Ark.	W	4-2
4/3/09	Columbia, S.C.	W	6-4
4/4/09	Columbia, S.C.	L	9-1
4/5/09	Columbia, S.C.	W	7-4
5/14/10	Fayetteville, Ark.	L	3-2
5/15/10	Fayetteville, Ark.	L	5-0
5/16/10	Fayetteville, Ark.	L	5-3
5/13/11	Columbia, S.C.	W	6-2
5/14/11	Columbia, S.C.	L	6-5
5/15/11	Columbia, S.C.	L	7-1

# A II SERIES HISTORY

5/4/12	Fayetteville, Ark.	L	8-6 (10)
5/5/12	Fayetteville, Ark.	W	7-6
5/6/12	Fayetteville, Ark.	L	10-7
6/18/12	Omaha, Neb.+	W	2-1
6/21/12	Omaha, Neb.+	L	2-0
6/22/12	Omaha, Neb.+	L	3-2
3/22/13	Columbia, S.C.	W	15-3
3/23/13	Columbia, S.C.	W	4-2
3/24/13	Columbia, S.C.	W	5-3 (11)
4/4/14	Fayetteville, Ark.	L	2-1
4/4/14	Fayetteville, Ark.	W	4-1
4/5/14	Fayetteville, Ark.	W	7-0
3/18/16	Columbia, S.C.	L	10-6
3/19/16	Columbia, S.C.	L	6-2
3/20/16	Columbia, S.C.	L	8-6
4/12/18	Fayetteville, Ark.	L	3-2
4/14/18	Fayetteville, Ark.	W	2-0
4/14/18	Fayetteville, Ark.	W	3-0
5/23/18	Hoover, Ala.!	W	13-8
6/9/18	Fayetteville, Ark.+	W	9-3
6/10/18	Fayetteville, Ark.+	L	8-5
6/11/18	Fayetteville, Ark.+	W	14-4
4/22/21	Columbia, S.C.	W	6-1
4/23/21	Columbia, S.C.	L	6-2
4/23/21	Columbia, S.C.	W	5-1
5/12/23	Fayetteville, Ark.	W	4-1
5/13/23	Fayetteville, Ark.	L	3-1
5/14/23	Fayetteville, Ark.	W	5-1

## SOUTH DAKOTA

Overall Series Record: 6-0  
Record in Fayetteville, Ala.: 6-0

DATE	SITE	W/L	SCORE
4/13/79	Fayetteville, Ark.	W	4-0
4/13/79	Fayetteville, Ark.	W	7-0
4/14/79	Fayetteville, Ark.	W	7-1
4/14/79	Fayetteville, Ark.	W	8-1
3/9/82	Fayetteville, Ark.	W	12-4
3/9/82	Fayetteville, Ark.	W	10-0

## SOUTH DAKOTA STATE

Overall Series Record: 3-1  
Record in Fayetteville, Ark.: 3-1

DATE	SITE	W/L	SCORE
3/5/08	Fayetteville, Ark.	W	13-1
3/5/08	Fayetteville, Ark.	W	20-4
3/9/10	Fayetteville, Ark.	L	3-2
3/10/10	Fayetteville, Ark.	W	21-2

## SOUTHEAST MISSOURI STATE

Overall Series Record: 11-5  
Record in Fayetteville, Ark.: 11-5

DATE	SITE	W/L	SCORE
4/12/95	Fayetteville, Ark.	W	10-6
3/26/96	Fayetteville, Ark.	W	8-3
2/11/00	Fayetteville, Ark.	W	4-3
2/12/00	Fayetteville, Ark.	W	3-1
2/13/00	Fayetteville, Ark.	L	8-7
5/14/02	Fayetteville, Ark.	L	5-1
5/15/02	Fayetteville, Ark.	L	5-4
5/3/11	Fayetteville, Ark.	W	10-0
5/4/11	Fayetteville, Ark.	L	5-6
3/17/15	Fayetteville, Ark.	W	4-3
3/18/15	Fayetteville, Ark.	L	12-11
2/25/21	Fayetteville, Ark.	W	6-5 (10)
2/26/21	Fayetteville, Ark.	W	7-3
2/27/21	Fayetteville, Ark.	W	9-3
2/28/21	Fayetteville, Ark.	W	11-4 (5)
3/21/23	Fayetteville, Ark.	W	12-2 (7)

## SOUTHEASTERN LOUISIANA

Overall Series Record: 2-1  
Record in Fayetteville, Ark.: 2-1

DATE	SITE	W/L	SCORE
3/4/22	Fayetteville, Ark.	L	7-3
3/5/22	Fayetteville, Ark.	W	4-2
3/5/22	Fayetteville, Ark.	W	11-1 (8)

## SOUTHEASTERN OKLAHOMA STATE

Overall Series Record: 6-0  
Record in Fayetteville, Ark.: 6-0

DATE	SITE	W/L	SCORE
3/5/85	Fayetteville, Ark.	W	15-6
4/28/87	Fayetteville, Ark.	W	14-10
4/25/88	Fayetteville, Ark.	W	10-5
4/26/88	Fayetteville, Ark.	W	15-13
4/9/89	Fayetteville, Ark.	W	11-1
3/4/94	Fayetteville, Ark.	W	13-6

## SOUTHERN CALIFORNIA

Overall Series Record: 4-3  
Record in Fayetteville, Ark.: 2-1  
Record in Los Angeles, Calif.: 2-1  
Record at Neutral Sites: 0-1

DATE	SITE	W/L	SCORE
5/24/96	Lubbock, Texas+	L	15-5
3/2/18	Fayetteville, Ark.	W	4-0
3/3/18	Fayetteville, Ark.	L	3-1
3/4/18	Fayetteville, Ark.	W	7-6 (8 inn.)
2/21/19	Los Angeles, Calif.	W	6-3
2/22/19	Los Angeles, Calif.	W	8-6
2/23/19	Los Angeles, Calif.	L	6-4 (10 inn.)

## SOUTHERN ILLINOIS

Overall Series Record: 3-6  
Record in Fayetteville, Ark.: 3-6

DATE	SITE	W/L	SCORE
5/5/66	Fayetteville, Ark.	L	7-0
3/4/79	Fayetteville, Ark.	L	3-2
3/4/79	Fayetteville, Ark.	L	18-5
3/9/80	Fayetteville, Ark.	W	6-5
3/9/80	Fayetteville, Ark.	L	8-4
3/2/82	Fayetteville, Ark.	L	3-0
3/2/82	Fayetteville, Ark.	W	2-1
3/1/83	Fayetteville, Ark.	L	7-3
3/1/83	Fayetteville, Ark.	W	6-2

## SIU-EDWARDSVILLE

Overall Series Record: 1-1  
Record in Fayetteville, Ark.: 1-1

DATE	SITE	W/L	SCORE
3/29/76	Fayetteville, Ark.	L	5-2
3/29/76	Fayetteville, Ark.	W	7-3

## SOUTHERN MISS

Overall Series Record: 5-8  
Record in Fayetteville, Ark.: 3-1  
Record in Hattiesburg, Miss.: 2-7

DATE	SITE	W/L	SCORE
4/12/63	Hattiesburg, Miss.	L	5-4
4/13/63	Hattiesburg, Miss.	L	4-0
4/16/65	Hattiesburg, Miss.	L	4-1
4/17/65	Hattiesburg, Miss.	L	15-9
4/13/66	Hattiesburg, Miss.	L	13-0
4/14/66	Hattiesburg, Miss.	L	19-0
3/11/94	Fayetteville, Ark.	W	4-2
3/12/94	Fayetteville, Ark.	W	16-9
3/13/94	Fayetteville, Ark.	L	9-8 (10)
3/10/95	Hattiesburg, Miss.	W	10-1
3/11/95	Hattiesburg, Miss.	L	4-3 (12)
3/12/95	Hattiesburg, Miss.	W	8-2
6/2/18	Fayetteville, Ark.+	W	10-2

## SOUTHWEST BAPTIST

Overall Series Record: 18-0  
Record in Fayetteville, Ark.: 18-0

DATE	SITE	W/L	SCORE
3/13/76	Fayetteville, Ark.	W	9-1
3/13/76	Fayetteville, Ark.	W	6-1
3/5/79	Fayetteville, Ark.	W	5-0
3/5/79	Fayetteville, Ark.	W	9-2
3/12/80	Fayetteville, Ark.	W	10-3
3/12/80	Fayetteville, Ark.	W	11-1
3/17/81	Fayetteville, Ark.	W	20-9
3/17/81	Fayetteville, Ark.	W	8-3
2/26/83	Fayetteville, Ark.	W	10-1
2/26/83	Fayetteville, Ark.	W	8-2
3/21/84	Fayetteville, Ark.	W	21-0
3/21/84	Fayetteville, Ark.	W	33-4
4/18/88	Fayetteville, Ark.	W	16-3
3/21/89	Fayetteville, Ark.	W	12-1
2/22/93	Fayetteville, Ark.	W	21-5
2/22/94	Fayetteville, Ark.	W	15-6
2/21/95	Fayetteville, Ark.	W	10-1
2/23/98	Fayetteville, Ark.	W	20-2

## SOUTHWESTERN (OKLA.) STATE

Overall Series Record: 1-3  
Record in Fayetteville, Ark.: 1-3

DATE	SITE	W/L	SCORE
4/6/72	Fayetteville, Ark.	L	6-2
4/8/75	Fayetteville, Ark.	L	8-7
4/8/75	Fayetteville, Ark.	L	7-4
3/1/77	Fayetteville, Ark.	W	2-0

## STANFORD

Overall Series Record: 2-4  
Record in Palo Alto, Calif.: 0-1  
Record at Neutral Sites: 2-3

DATE	SITE	W/L	SCORE
6/6/85	Omaha, Neb.+	W	10-4
5/24/86	Stillwater, Okla.+	L	1-0
5/27/95	Wichita, Kan.+	L	10-3
5/31/08	Palo Alto, Calif.+	L	5-1
2/27/22	Round Rock, Texas	L	5-0
6/18/22	Omaha, Neb.+	W	17-2

## ST. CLOUD STATE

Overall Series Record: 2-0-1  
Record in Fayetteville, Ark.: 2-0-1

DATE	SITE	W/L	SCORE
1971	Fayetteville, Ark.	W	8-7
3/20/72	Fayetteville, Ark.	W	9-6
3/19/73	Fayetteville, Ark.	T	17-17

## ST. EDWARDS

Overall Series Record: 1-1  
Record in Austin, Texas: 0-1  
Record at Neutral Sites: 1-0

DATE	SITE	W/L	SCORE
3/31/67	San Antonio, Texas	W	8-6
1970	Austin, Texas	L	8-7

## ST. JOHN'S

Overall Series Record: 4-0  
Record in Fayetteville, Ark.: 3-0  
Record at Neutral Sites: 1-0

DATE	SITE	W/L	SCORE
2/20/04	Fayetteville, Ark.	W	14-7
2/21/04	Fayetteville, Ark.	W	6-5
2/22/04	Fayetteville, Ark.	W	14-3
5/31/15	Stillwater, Okla.+	W	4-3





**ST. MARY'S (TEXAS)**

Overall Series Record: 2-2  
Record in San Antonio, Texas: 2-2

DATE	SITE	W/L	SCORE
3/25/68	San Antonio, Texas	W	3-2
1970	San Antonio, Texas	W	8-1
3/26/70	San Antonio, Texas	L	1-0
3/29/71	San Antonio, Texas	L	4-2

**ST. OLAF**

Overall Series Record: 2-0  
Record in Fayetteville, Texas: 2-0

DATE	SITE	W/L	SCORE
3/27/73	Fayetteville, Ark.	W	4-0
3/27/89	Fayetteville, Ark.	W	11-3

**STEPHEN F. AUSTIN**

Overall Series Record: 7-0  
Record in Fayetteville, Ark.: 6-0  
Record at Neutral Sites: 1-0

DATE	SITE	W/L	SCORE
3/13/89	Fayetteville, Ark.	W	9-1
2/18/06	Edinburg, Texas	W	15-7
4/17/12	Fayetteville, Ark.	W	8-3
4/17/12	Fayetteville, Ark.	W	4-3
4/15/14	Fayetteville, Ark.	W	7-2
4/14/15	Fayetteville, Ark.	W	8-2
4/15/15	Fayetteville, Ark.	W	15-3

**STONY BROOK**

Overall Series Record: 3-0  
Record in Fayetteville, Ark.: 3-0

DATE	SITE	W/L	SCORE
3/1/19	Fayetteville, Ark.	W	3-1
3/1/19	Fayetteville, Ark.	W	4-3
3/2/19	Fayetteville, Ark.	W	15-7

**TENNESSEE**

Overall Series Record: 42-28  
Record in Fayetteville, Ark.: 22-10  
Record in Knoxville, Tenn.: 16-17  
Record at Neutral Sites: 4-1

DATE	SITE	W/L	SCORE
3/14/92	Seattle, Wash.	W	1-0
3/25/94	Fayetteville, Ark.	L	8-4
3/26/94	Fayetteville, Ark.	L	12-11 (10)
3/27/94	Fayetteville, Ark.	W	17-11
3/24/95	Knoxville, Tenn.	L	7-0
3/25/95	Knoxville, Tenn.	L	5-4 (12)
3/26/95	Knoxville, Tenn.	L	5-4
3/9/96	Fayetteville, Ark.	L	9-3
3/9/96	Fayetteville, Ark.	L	4-3
3/10/96	Fayetteville, Ark.	W	15-3
3/7/97	Knoxville, Tenn.	L	5-3
3/8/97	Knoxville, Tenn.	L	13-10
3/9/97	Knoxville, Tenn.	L	13-12
4/17/98	Knoxville, Tenn.	W	11-8
3/26/99	Fayetteville, Ark.	W	10-6
3/27/99	Fayetteville, Ark.	W	7-3
3/28/99	Fayetteville, Ark.	W	13-12
3/10/00	Knoxville, Tenn.	W	10-5
3/11/00	Knoxville, Tenn.	W	14-5
3/12/00	Knoxville, Tenn.	L	14-0
4/20/01	Knoxville, Tenn.	L	8-7
4/21/01	Knoxville, Tenn.	L	6-3
4/22/01	Knoxville, Tenn.	W	14-1
4/19/02	Fayetteville, Ark.	L	14-9
4/20/02	Fayetteville, Ark.	W	7-6 (12)
4/21/02	Fayetteville, Ark.	W	9-2
5/9/03	Knoxville, Tenn.	L	1-0 (12)
5/10/03	Knoxville, Tenn.	L	8-1
5/11/03	Knoxville, Tenn.	L	4-3 (11)
4/30/04	Fayetteville, Ark.	L	9-3
5/1/04	Fayetteville, Ark.	W	4-1

5/2/04	Fayetteville, Ark.	W	5-3
5/26/04	Hoover, Ala.!	L	8-6
5/28/04	Hoover, Ala.!	W	4-1
4/15/05	Knoxville, Tenn.	W	4-1
4/16/05	Knoxville, Tenn.	L	8-2
4/17/05	Knoxville, Tenn.	L	4-3
3/31/06	Fayetteville, Ark.	W	6-1
4/1/06	Fayetteville, Ark.	L	11-6
4/2/06	Fayetteville, Ark.	W	13-11
3/30/07	Knoxville, Tenn.	W	6-2
3/31/07	Knoxville, Tenn.	W	4-3
4/1/07	Knoxville, Tenn.	W	11-7
4/18/08	Fayetteville, Ark.	W	5-4
4/19/08	Fayetteville, Ark.	W	5-4 (10)
4/20/08	Fayetteville, Ark.	L	7-6 (10)
4/24/09	Knoxville, Tenn.	W	9-3
4/25/09	Knoxville, Tenn.	L	5-4
4/26/09	Knoxville, Tenn.	W	15-8
5/17/12	Knoxville, Tenn.	W	8-0
5/18/12	Knoxville, Tenn.	W	10-3
5/19/12	Knoxville, Tenn.	W	8-2
5/10/13	Fayetteville, Ark.	L	8-3
5/11/13	Fayetteville, Ark.	W	11-1
5/12/13	Fayetteville, Ark.	W	10-2
5/8/15	Fayetteville, Ark.	L	5-4
5/10/15	Fayetteville, Ark.	W	5-2
5/19/15	Hoover, Ala.!	W	2-1
5/4/17	Knoxville, Tenn.	L	5-4
5/6/17	Knoxville, Tenn.	W	2-0
4/26/19	Fayetteville, Ark.	W	11-9
4/27/19	Fayetteville, Ark.	W	15-3
4/28/19	Fayetteville, Ark.	W	4-3 (10)
5/14/21	Knoxville, Tenn.	W	6-5
5/15/21	Knoxville, Tenn.	L	8-7
5/16/21	Knoxville, Tenn.	W	3-2
5/30/21	Hoover, Ala.!	W	7-2
4/14/23	Fayetteville, Ark.	W	5-2
4/15/23	Fayetteville, Ark.	W	6-3
4/16/23	Fayetteville, Ark.	W	7-2

**TEXAS**

Overall Series Record: 34-56  
Record in Fayetteville, Ark.: 14-15  
Record in Austin, Texas: 14-29  
Record at Neutral Sites: 6-12

DATE	SITE	W/L	SCORE
3/29/74	Fayetteville, Ark.	L	19-4
3/30/74	Fayetteville, Ark.	L	3-2
3/30/74	Fayetteville, Ark.	W	8-5
3/29/75	Austin, Texas	L	6-1
3/29/75	Austin, Texas	L	5-1
3/29/75	Austin, Texas	L	3-2
4/23/76	Austin, Texas	L	10-1
4/24/76	Austin, Texas	L	6-3
4/24/76	Austin, Texas	W	5-2
4/22/77	Fayetteville, Ark.	L	5-1
4/23/77	Fayetteville, Ark.	L	7-1
4/23/77	Fayetteville, Ark.	W	1-0
5/14/77	Austin, Texas!	L	8-1
3/3/78	Austin, Texas	W	5-4
3/4/78	Austin, Texas	W	2-1
3/4/78	Austin, Texas	L	8-3
3/2/79	Fayetteville, Ark.	W	2-0
3/3/79	Fayetteville, Ark.	L	3-2
3/3/79	Fayetteville, Ark.	L	1-0
5/13/79	Austin, Texas!	L	6-2
5/14/79	Austin, Texas!	L	12-6
6/5/79	Omaha, Neb.+	W	9-4
4/4/80	Austin, Texas	W	2-1
4/5/80	Austin, Texas	L	15-3
4/5/80	Austin, Texas	W	8-6
5/8/80	College Station, Texas!	L	6-4
5/9/80	College Station, Texas!	W	8-7
5/10/80	College Station, Texas!	L	9-4
4/3/81	Fayetteville, Ark.	W	7-0
4/4/81	Fayetteville, Ark.	L	5-4
4/4/81	Fayetteville, Ark.	L	8-6
5/18/81	Austin, Texas!	L	11-1

4/2/82	Austin, Texas	W	8-1
4/3/82	Austin, Texas	L	11-5
4/3/82	Austin, Texas	L	5-2
5/15/82	College Station, Texas!	L	8-0
3/27/83	Little Rock, Ark.	L	9-4
3/27/83	Little Rock, Ark.	L	6-1
3/27/83	Little Rock, Ark.	L	11-9
5/14/83	Austin, Texas!	L	9-2
5/15/83	Austin, Texas!	W	5-4
5/16/83	Austin, Texas!	L	14-0
3/30/84	Austin, Texas	L	5-2
3/31/84	Austin, Texas	L	7-5
3/31/84	Austin, Texas	W	13-4
5/11/84	Austin, Texas!	L	8-1
3/22/85	Fayetteville, Ark.	W	5-4
3/23/85	Fayetteville, Ark.	W	2-1
3/23/85	Fayetteville, Ark.	L	13-3
5/18/85	Fayetteville, Ark.!	W	9-5
5/19/85	Fayetteville, Ark.!	W	10-6
6/8/85	Omaha, Neb.+	L	8-7
3/21/86	Austin, Texas	L	8-0
3/22/86	Austin, Texas	W	3-0
3/22/86	Austin, Texas	L	12-3
5/1/87	Fayetteville, Ark.	L	9-5
5/2/87	Fayetteville, Ark.	W	9-3
5/2/87	Fayetteville, Ark.	L	4-1
5/17/87	Austin, Texas!	L	10-3
5/18/87	Austin, Texas!	L	3-2
5/30/87	Omaha, Neb.+	L	13-6
5/7/88	Austin, Texas	W	5-0
5/8/88	Austin, Texas	L	8-1
5/8/88	Austin, Texas	L	15-2
5/20/88	Fayetteville, Ark.!	L	7-1
4/28/89	Fayetteville, Ark.	L	5-4
4/29/89	Fayetteville, Ark.	W	8-4
4/29/89	Fayetteville, Ark.	W	14-7
5/18/89	College Station, Texas!	L	8-3
5/20/89	College Station, Texas!	L	9-1
4/27/90	Austin, Texas	W	13-11
4/28/90	Austin, Texas	L	4-3
4/28/90	Austin, Texas	W	6-5
5/18/90	Austin, Texas!	L	11-4
5/3/91	Fayetteville, Ark.	L	4-2
5/4/91	Fayetteville, Ark.	L	3-2
5/4/91	Fayetteville, Ark.	W	4-2
6/18/04	Omaha, Neb.+	L	13-2
6/4/05	Austin, Texas+	W	9-2
6/5/05	Austin, Texas+	L	19-8
6/6/05	Austin, Texas+	L	5-2
3/4/12	Houston, Texas	W	7-3
3/13/18	Fayetteville, Ark.	W	13-4
3/14/18	Fayetteville, Ark.	W	7-5
6/17/18	Omaha, Neb.+	W	11-5
3/19/19	Austin, Texas	W	11-4
3/20/19	Austin, Texas	L	7-6
2/29/20	Houston, Texas	L	8-7
4/21/21	Arlington, Texas	W	4-0
2/17/23	Arlington, Texas	W	3-2

**TEXAS A&M**

Overall Series Record: 50-47  
Record in Fayetteville, Ark.: 24-21  
Record in College Station, Texas: 22-23  
Record at Neutral Sites: 4-3

DATE	SITE	W/L	SCORE
3/22/74	College Station, Texas	L	5-2
3/23/74	College Station, Texas	L	15-1
3/23/74	College Station, Texas	L	15-0
3/21/75	Fayetteville, Ark.	W	4-1
3/22/75	Fayetteville, Ark.	L	3-2
3/22/75	Fayetteville, Ark.	L	5-0
4/30/76	Fayetteville, Ark.	L	7-6
5/1/76	Fayetteville, Ark.	L	3-1
5/1/76	Fayetteville, Ark.	L	7-5
2/25/77	College Station, Texas	L	6-0
2/26/77	College Station, Texas	L	4-3
2/26/77	College Station, Texas	L	4-0
5/13/77	Austin, Texas!	L	5-2



# II SERIES HISTORY

4/28/78	Fayetteville, Ark.	L	6-1
4/29/78	Fayetteville, Ark.	L	5-0
4/29/78	Fayetteville, Ark.	W	6-5
5/13/78	Austin, Texas!	L	5-0
4/27/79	College Station, Texas	L	6-0
4/28/79	College Station, Texas	W	2-0 (11)
4/28/79	College Station, Texas	W	9-1
5/14/79	Austin, Texas!	W	6-2
3/28/80	Fayetteville, Ark.	W	4-2
3/28/80	Fayetteville, Ark.	L	8-5
5/7/80	College Station, Texas!	W	19-10
4/10/81	College Station, Texas	W	4-0
4/11/81	College Station, Texas	L	9-2
4/11/81	College Station, Texas	W	19-6
4/9/82	Fayetteville, Ark.	W	6-5
4/10/82	Fayetteville, Ark.	L	5-2
4/10/82	Fayetteville, Ark.	W	16-9
4/1/83	College Station, Texas	W	10-8
4/2/83	College Station, Texas	W	3-0
4/2/83	College Station, Texas	W	10-9
4/6/84	Fayetteville, Ark.	L	10-8
4/7/84	Fayetteville, Ark.	W	1-0
4/7/84	Fayetteville, Ark.	W	4-0
3/29/85	College Station, Texas	L	6-2
3/31/85	College Station, Texas	W	6-4
3/31/85	College Station, Texas	W	15-4
3/28/86	Fayetteville, Ark.	L	6-0
3/29/86	Fayetteville, Ark.	W	10-0
3/29/86	Fayetteville, Ark.	L	5-2
5/16/86	College Station, Texas!	L	4-0
3/20/87	College Station, Texas	W	17-10
3/21/87	College Station, Texas	W	8-2
3/21/87	College Station, Texas	W	7-3
5/15/87	Austin, Texas!	W	4-3
3/25/88	Fayetteville, Ark.	W	5-0
3/26/88	Fayetteville, Ark.	L	6-1
3/26/88	Fayetteville, Ark.	L	8-6
5/19/88	Fayetteville, Ark.!	L	4-3
5/5/89	College Station, Texas	W	11-9 (16)
5/6/89	College Station, Texas	L	3-2
5/7/89	College Station, Texas	L	9-0
5/5/90	Fayetteville, Ark.	L	4-3
5/5/90	Fayetteville, Ark.	W	6-2
5/6/90	Fayetteville, Ark.	W	13-4
3/22/91	College Station, Texas	L	9-3
3/23/91	College Station, Texas	L	2-0
3/23/91	College Station, Texas	W	7-4
2/27/04	College Station, Texas	L	7-5
2/28/04	College Station, Texas	W	6-4
2/29/04	College Station, Texas	L	9-7
3/1/08	College Station, Texas	L	15-7
4/19/13	Fayetteville, Ark.	L	5-3
4/20/13	Fayetteville, Ark.	W	12-2
4/21/13	Fayetteville, Ark.	W	2-1
5/9/14	Fayetteville, Ark.	W	3-2
5/10/14	Fayetteville, Ark.	W	7-3
5/11/14	Fayetteville, Ark.	L	6-5 (10)
5/20/14	Hoover, Ala.!	W	4-0
4/18/15	College Station, Texas	L	13-6
4/18/15	College Station, Texas	W	9-8
4/19/15	College Station, Texas	W	8-2
4/30/16	Fayetteville, Ark.	W	9-5
4/30/16	Fayetteville, Ark.	L	11-8
5/1/16	Fayetteville, Ark.	L	6-2
5/18/17	College Station, Texas	W	6-4 (10)
5/19/17	College Station, Texas	L	5-2
5/20/17	College Station, Texas	W	8-0
5/11/18	Fayetteville, Ark.	W	9-3
5/12/18	Fayetteville, Ark.	W	3-1
5/13/18	Fayetteville, Ark.	W	6-3
5/16/19	College Station, Texas	W	7-3
5/17/19	College Station, Texas	L	6-2
5/18/19	College Station, Texas	L	6-1
4/17/21	Fayetteville, Ark.	W	13-0
4/17/21	Fayetteville, Ark.	W	2-1 (10)
4/18/21	Fayetteville, Ark.	L	11-10
4/22/22	College Station, Texas	L	2-1
4/23/22	College Station, Texas	W	3-1
4/24/22	College Station, Texas	L	11-10

4/27/23	Fayetteville, Ark.	W	7-5
4/28/23	Fayetteville, Ark.	W	10-4
4/29/23	Fayetteville, Ark.	W	8-7
5/24/23	Hoover, Ala.!	W	6-5 (11)
5/27/23	Hoover, Ala.!	L	5-4

## TEXAS-ARLINGTON

Overall Series Record: 7-1  
 Record in Arlington, Texas: 4-1  
 Record at Neutral Sites: 3-0

DATE	SITE	W/L	SCORE
2/16/97	Arlington, Texas	W	11-1
2/19/00	Arlington, Texas	L	8-5
2/17/02	Arlington, Texas	W	7-1
2/13/05	Arlington, Texas	W	2-1
2/13/05	Arlington, Texas	W	4-1 (12)
3/1/06	Honolulu, Hawaii	W	12-4
3/3/06	Honolulu, Hawaii	W	5-3
3/4/06	Honolulu, Hawaii	W	7-1

## TCU

Overall Series Record: 48-22  
 Record in Fayetteville, Ark.: 27-4  
 Record in Fort Worth, Texas: 19-17  
 Record at Neutral Sites: 2-1

DATE	SITE	W/L	SCORE
4/3/61	Fort Worth, Texas	W	7-4
3/22/66	Fort Worth, Texas	L	9-3
4/21/69	Fort Worth, Texas	L	14-13
4/12/74	Fort Worth, Texas	L	8-2
4/13/74	Fort Worth, Texas	L	6-5
4/13/74	Fort Worth, Texas	L	5-3
4/11/75	Fort Worth, Texas	L	9-8
4/12/75	Fort Worth, Texas	L	13-1
4/12/75	Fort Worth, Texas	L	4-2
4/2/76	Fayetteville, Ark.	W	7-5
4/3/76	Fayetteville, Ark.	L	6-5
4/3/76	Fayetteville, Ark.	W	7-6
4/1/77	Fort Worth, Texas	L	5-2
4/2/77	Fort Worth, Texas	W	3-0
4/2/77	Fort Worth, Texas	W	6-5
3/24/78	Fayetteville, Ark.	W	6-3
3/25/78	Fayetteville, Ark.	W	4-3
3/25/78	Fayetteville, Ark.	W	7-2
3/23/79	Fort Worth, Texas	W	7-1
3/24/79	Fort Worth, Texas	W	10-1
3/24/79	Fort Worth, Texas	W	9-4
4/25/80	Fayetteville, Ark.	W	5-1
4/26/80	Fayetteville, Ark.	W	3-2
4/26/80	Fayetteville, Ark.	W	18-17
3/13/81	Fort Worth, Texas	W	4-1
3/14/81	Fort Worth, Texas	L	6-5
3/14/81	Fort Worth, Texas	L	6-5
3/13/82	Fayetteville, Ark.	W	3-1
3/13/82	Fayetteville, Ark.	W	2-1
3/13/82	Fayetteville, Ark.	W	8-4
4/23/83	Fort Worth, Texas	W	4-3
4/23/83	Fort Worth, Texas	W	10-5
4/24/83	Fort Worth, Texas	W	9-3
4/28/84	Fayetteville, Ark.	W	6-5
4/28/84	Fayetteville, Ark.	W	8-5
4/29/84	Fayetteville, Ark.	W	6-5 (10)
4/19/85	Fort Worth, Texas	W	19-7
4/20/85	Fort Worth, Texas	L	4-3
4/20/85	Fort Worth, Texas	W	12-6
4/18/86	Fayetteville, Ark.	W	13-3
4/20/86	Fayetteville, Ark.	W	7-6
4/20/86	Fayetteville, Ark.	W	6-5 (10)
4/10/87	Fort Worth, Texas	W	9-7
4/11/87	Fort Worth, Texas	L	7-6
4/11/87	Fort Worth, Texas	W	13-7
4/15/88	Fayetteville, Ark.	W	3-2
4/16/88	Fayetteville, Ark.	L	3-1
4/16/88	Fayetteville, Ark.	W	3-2
4/7/89	Fort Worth, Texas	W	5-4
4/8/89	Fort Worth, Texas	W	8-6
4/8/89	Fort Worth, Texas	W	11-3

4/6/90	Fayetteville, Ark.	W	10-3
4/7/90	Fayetteville, Ark.	W	4-3
4/7/90	Fayetteville, Ark.	W	7-3
4/12/91	Fort Worth, Texas	L	4-1
4/13/91	Fort Worth, Texas	W	12-2
4/14/91	Fort Worth, Texas	W	12-6
2/11/94	Fort Worth, Texas	L	7-3
2/12/94	Fort Worth, Texas	L	21-4
2/13/94	Fort Worth, Texas	L	6-4 (13)
3/4/95	Fayetteville, Ark.	W	9-7
3/5/95	Fayetteville, Ark.	W	8-4
3/5/95	Fayetteville, Ark.	W	3-2
2/17/06	Edinburg, Texas	W	5-2
6/1/19	Fayetteville, Ark.+	W	3-1
6/2/19	Fayetteville, Ark.+	W	6-0
2/22/21	Arlington, Texas	W	4-1
2/18/23	Arlington, Texas	L	18-6
6/4/23	Fayetteville, Ark.+	L	20-5
6/5/23	Fayetteville, Ark.+	L	12-4

## TEXAS LUTHERAN

Overall Series Record: 1-2  
 Record in Seguin, Texas: 1-1  
 Record at Neutral Sites: 0-1

DATE	SITE	W/L	SCORE
3/27/67	San Antonio, Texas	L	2-1
3/25/70	Seguin, Texas	L	11-5
3/31/71	Seguin, Texas	W	6-1

## TEXAS-PAN AMERICAN

Overall Series Record: 5-15  
 Record in Fayetteville, Ark.: 1-0  
 Record in Edinburg, Texas: 4-11  
 Record at Neutral Sites: 0-4

DATE	SITE	W/L	SCORE
3/28/67	San Antonio, Texas	L	4-0
3/29/67	San Antonio, Texas	L	10-4
3/29/67	San Antonio, Texas	L	2-1
3/28/68	Edinburg, Texas	L	7-2
3/29/68	Edinburg, Texas	L	10-5
3/23/70	Edinburg, Texas	L	8-6
3/28/70	Edinburg, Texas	W	4-3
4/1/71	Edinburg, Texas	L	10-0
4/1/71	Edinburg, Texas	L	5-0
5/28/73	Arlington, Texas+	L	4-2
2/15/80	Edinburg, Texas	W	9-3
2/15/80	Edinburg, Texas	L	2-0
2/16/80	Edinburg, Texas	L	3-1
2/16/80	Edinburg, Texas	L	5-0
2/17/80	Edinburg, Texas	W	4-2
2/17/80	Edinburg, Texas	L	3-2
3/6/04	Edinburg, Texas	L	4-1
3/7/04	Edinburg, Texas	L	11-4
5/11/04	Fayetteville, Ark.	W	13-2
2/19/06	Edinburg, Texas	W	13-2

## TEXAS-SAN ANTONIO

Overall Series Record: 10-3  
 Record in Fayetteville, Ark.: 4-1  
 Record in San Antonio, Texas: 6-2

DATE	SITE	W/L	SCORE
2/10/96	San Antonio, Texas	W	9-6
2/10/96	San Antonio, Texas	W	10-7
2/11/96	San Antonio, Texas	W	18-1
2/22/97	Fayetteville, Ark.	W	8-4
2/22/97	Fayetteville, Ark.	W	13-5
2/23/97	Fayetteville, Ark.	L	7-2
2/14/98	San Antonio, Texas	W	4-1
2/15/98	San Antonio, Texas	W	10-5
2/19/99	Fayetteville, Ark.	W	12-2
2/21/99	Fayetteville, Ark.	W	5-3
2/9/01	San Antonio, Texas	L	7-6
2/10/01	San Antonio, Texas	L	4-2
2/11/01	San Antonio, Texas	W	4-1

HISTORY & RECORDS





**TEXAS STATE**

Overall Series Record: 1-0  
Record in Fayetteville, Ark.: 1-0

DATE	SITE	W/L	SCORE
4/6/11	Fayetteville, Ark.	W	6-5

**TEXAS TECH**

Overall Series Record: 47-15  
Record in Fayetteville, Ark.: 22-6  
Record in Lubbock, Texas: 20-7  
Record at Neutral Sites: 5-2

DATE	SITE	W/L	SCORE
4/19/74	Fayetteville, Ark.	W	9-3
4/20/74	Fayetteville, Ark.	W	15-6
4/20/74	Fayetteville, Ark.	W	7-6
4/18/75	Lubbock, Texas	W	6-4
4/19/75	Lubbock, Texas	L	14-5
4/19/75	Lubbock, Texas	L	13-11
3/19/76	Fayetteville, Ark.	W	5-4
3/20/76	Fayetteville, Ark.	W	4-3
3/20/76	Fayetteville, Ark.	W	10-2
3/18/77	Lubbock, Texas	W	13-10
3/19/77	Lubbock, Texas	L	7-4
3/19/77	Lubbock, Texas	W	14-7
4/7/78	Fayetteville, Ark.	W	6-1
4/8/78	Fayetteville, Ark.	W	13-2
4/8/78	Fayetteville, Ark.	W	2-1
4/6/79	Lubbock, Texas	L	9-8
4/7/79	Lubbock, Texas	W	6-2
4/7/79	Lubbock, Texas	W	12-9
3/7/80	Fayetteville, Ark.	W	2-1
3/8/80	Fayetteville, Ark.	L	5-3
3/8/80	Fayetteville, Ark.	W	9-2
5/9/80	College Station, Texas!	W	6-5
4/24/81	Lubbock, Texas	W	13-4
4/25/81	Lubbock, Texas	W	8-5
4/25/81	Lubbock, Texas	L	7-5
4/23/82	Fayetteville, Ark.	W	7-6
4/24/82	Fayetteville, Ark.	L	4-3
4/24/82	Fayetteville, Ark.	L	11-8
4/16/83	Lubbock, Texas	W	7-1
4/16/83	Lubbock, Texas	W	8-7
4/17/83	Lubbock, Texas	L	9-10
4/20/84	Fayetteville, Ark.	L	8-6
4/21/84	Fayetteville, Ark.	L	9-8
4/21/84	Fayetteville, Ark.	W	9-7
4/12/85	Lubbock, Texas	W	14-4
4/13/85	Lubbock, Texas	W	14-11
4/13/85	Lubbock, Texas	W	22-5
4/11/86	Fayetteville, Ark.	W	20-3
4/12/86	Fayetteville, Ark.	W	9-4
4/12/86	Fayetteville, Ark.	W	8-3
4/3/87	Lubbock, Texas	W	2-0
4/4/87	Lubbock, Texas	W	8-6
4/4/87	Lubbock, Texas	W	9-0
4/8/88	Fayetteville, Ark.	W	7-6 (10)
4/9/88	Fayetteville, Ark.	L	11-8
4/9/88	Fayetteville, Ark.	W	5-4
3/31/89	Lubbock, Texas	W	12-0
4/1/89	Lubbock, Texas	W	3-2
4/1/89	Lubbock, Texas	W	6-5
3/30/90	Fayetteville, Ark.	W	6-5
3/31/90	Fayetteville, Ark.	W	7-6
3/31/90	Fayetteville, Ark.	W	12-4
4/5/91	Lubbock, Texas	L	4-1
4/6/91	Lubbock, Texas	W	18-10
4/6/91	Lubbock, Texas	W	6-2
5/28/95	Wichita, Kan.+	L	14-10
3/2/12	Houston, Texas	W	3-1
2/28/16	Houston, Texas	W	10-6
4/24/18	Fayetteville, Ark.	W	5-1
6/20/18	Omaha, Neb.+	W	7-4
6/17/19	Omaha, Neb.+	L	5-4
2/20/21	Arlington, Texas	W	13-9

**TEXAS WESLEYAN**

Overall Series Record: 6-1  
Record in Fayetteville, Ark.: 6-1

DATE	SITE	W/L	SCORE
2/18/83	Fayetteville, Ark.	W	8-7
2/19/83	Fayetteville, Ark.	L	2-0
2/19/83	Fayetteville, Ark.	W	11-5
2/17/84	Fayetteville, Ark.	W	6-2
2/18/84	Fayetteville, Ark.	W	9-8
2/18/84	Fayetteville, Ark.	W	13-5
3/23/88	Fayetteville, Ark.	W	13-5

**TRINITY**

Overall Series Record: 2-2  
Record in San Antonio, Texas: 2-1  
Record at Neutral Sites: 0-1

DATE	SITE	W/L	SCORE
4/1/67	San Antonio, Texas	W	11-9
3/30/68	San Antonio, Texas	L	19-7
3/29/71	San Antonio, Texas	W	3-2
5/27/73	Arlington, Texas+	L	6-0

**TROY**

Overall Series Record: 5-1  
Record in Fayetteville, Ark.: 3-0  
Record in Troy, Ala.: 2-1

DATE	SITE	W/L	SCORE
2/9/07	Troy, Ala.	W	13-1
2/10/07	Troy, Ala.	L	13-8
2/11/07	Troy, Ala.	W	16-2
2/26/10	Fayetteville, Ark.	W	10-1
2/27/10	Fayetteville, Ark.	W	10-8
2/28/10	Fayetteville, Ark.	W	7-6

**TRUMAN STATE**

Overall Series Record: 2-0  
Record in Fayetteville, Ark.: 1-0  
Record at Neutral Sites: 1-0

DATE	SITE	W/L	SCORE
1970	San Antonio, Texas	W	10-5
3/4/85	Fayetteville, Ark.	W	18-8

**TULANE**

Overall Series Record: 2-1  
Record in New Orleans, La.: 1-1  
Record at Neutral Sites: 1-0

DATE	SITE	W/L	SCORE
2/24/86	New Orleans, La.	L	3-0
2/27/98	New Orleans, La.	W	9-0
3/8/14	Berkeley, Calif.	W	4-0

**TULSA**

Overall Series Record: 20-21  
Record in Fayetteville, Ark.: 13-7  
Record in Tulsa, Okla.: 7-14

DATE	SITE	W/L	SCORE
3/28/61	Tulsa, Okla.	W	9-6
3/28/61	Tulsa, Okla.	L	8-2
4/25/61	Fayetteville, Ark.	W	12-2
4/25/61	Fayetteville, Ark.	W	12-3
4/23/63	Fayetteville, Ark.	W	3-1
4/23/63	Fayetteville, Ark.	W	9-4
4/10/64	Fayetteville, Ark.	W	9-4
4/10/64	Fayetteville, Ark.	L	6-4
4/24/64	Tulsa, Okla.	W	18-9
4/24/64	Tulsa, Okla.	W	16-5
4/27/65	Tulsa, Okla.	L	5-4
4/27/65	Tulsa, Okla.	W	7-1
4/19/66	Tulsa, Okla.	L	12-6
4/19/66	Tulsa, Okla.	L	14-4
4/11/70	Tulsa, Okla.	L	8-7
3/3/71	Tulsa, Okla.	L	4-3
3/3/71	Tulsa, Okla.	L	18-2

1972	Fayetteville, Ark.	L	15-3
1972	Fayetteville, Ark.	L	4-3
3/30/72	Tulsa, Okla.	L	3-2
4/1/72	Tulsa, Okla.	L	3-0
4/2/72	Tulsa, Okla.	L	5-3
3/18/73	Tulsa, Okla.	L	10-0
4/24/73	Fayetteville, Ark.	W	2-0
4/24/73	Fayetteville, Ark.	L	7-2
3/15/76	Fayetteville, Ark.	W	1-0
3/15/76	Fayetteville, Ark.	W	1-0
3/15/77	Tulsa, Okla.	L	2-1
3/15/77	Tulsa, Okla.	L	6-4
4/19/77	Fayetteville, Ark.	L	6-3
4/19/77	Fayetteville, Ark.	L	6-1
2/25/78	Fayetteville, Ark.	W	9-4
2/25/78	Fayetteville, Ark.	L	10-0
4/25/78	Tulsa, Okla.	W	8-6
5/3/78	Tulsa, Okla.	L	3-2
3/6/79	Fayetteville, Ark.	W	4-1
3/6/79	Fayetteville, Ark.	W	8-1
2/23/80	Fayetteville, Ark.	W	10-0
2/23/80	Fayetteville, Ark.	W	12-0
4/15/80	Tulsa, Okla.	W	8-3
4/15/80	Tulsa, Okla.	W	17-6

**UCA**

Overall Series Record: 4-0  
Record in Fayetteville, Ark.: 3-0  
Record at Neutral Sites: 1-0

DATE	SITE	W/L	SCORE
3/30/21	Fayetteville, Ark.	W	21-8
4/5/22	Fayetteville, Ark.	W	21-9
4/26/22	N. Little Rock, Ark.	W	2-1 (10)
4/18/23	Fayetteville, Ark.	W	6-3

**UCF**

Overall Series Record: 0-1  
Record at Neutral Sites: 0-1

DATE	SITE	W/L	SCORE
2/20/15	Mobile, Ala.	L	9-5

**UCLA**

Overall Series Record: 0-2  
Record in Fayetteville, Ark.: 0-2

DATE	SITE	W/L	SCORE
4/6/99	Fayetteville, Ark.	L	6-3
4/7/99	Fayetteville, Ark.	L	5-4

**UIC**

Overall Series Record: 11-1  
Record in Fayetteville, Ark.: 11-1

DATE	SITE	W/L	SCORE
3/1/03	Fayetteville, Ark.	W	8-7 (11)
3/1/03	Fayetteville, Ark.	W	6-4
3/2/03	Fayetteville, Ark.	W	13-2
3/12/04	Fayetteville, Ark.	W	4-3
3/14/04	Fayetteville, Ark.	L	9-1
3/3/05	Fayetteville, Ark.	W	7-4
3/5/05	Fayetteville, Ark.	W	15-4
3/6/05	Fayetteville, Ark.	W	9-2
3/10/22	Fayetteville, Ark.	W	12-4
3/10/22	Fayetteville, Ark.	W	5-4
3/12/22	Fayetteville, Ark.	W	10-1
3/13/22	Fayetteville, Ark.	W	10-8

**ULM**

Overall Series Record: 12-7  
Record in Fayetteville, Ark.: 6-1  
Record in Monroe, La.: 5-5  
Record in North Little Rock, Ark.: 1-0  
Record at Neutral Sites: 0-1

DATE	SITE	W/L	SCORE
1960	Monroe, La.	W	11-8
4/20/62	Monroe, La.	L	3-2

# A II SERIES HISTORY

4/21/62	Monroe, La.	W	5-4
4/23/62	Monroe, La.	W	10-7
4/23/62	Monroe, La.	W	6-1
4/1/64	Monroe, La.	L	1-0
4/2/64	Monroe, La.	L	7-5
4/20/65	Monroe, La.	L	11-10
4/20/65	Monroe, La.	L	2-1
2/9/97	Fayetteville, Ark.	W	10-6
2/13/99	Lafayette, La.	L	8-6
3/17/99	Monroe, La.	W	10-8
4/14/09	Fayetteville, Ark.	L	3-2
4/15/09	Fayetteville, Ark.	W	10-9 (10)
4/12/16	North Little Rock, Ark.	W	3-1
3/7/17	Fayetteville, Ark.	W	12-3
3/8/17	Fayetteville, Ark.	W	11-2
4/3/18	Fayetteville, Ark.	W	10-9 (10)
4/4/18	Fayetteville, Ark.	W	4-0

## UNION

Overall Series Record: 3-3  
Record in Fayetteville, Ark.: 3-1  
Record in Jackson, Tenn.: 0-2

DATE	SITE	W/L	SCORE
5/15/71	Fayetteville, Ark.	W	5-2
5/15/71	Fayetteville, Ark.	L	6-2
4/22/72	Jackson, Tenn.	L	4-2
4/22/72	Jackson, Tenn.	L	6-2
3/14/23	Fayetteville, Ark.	W	13-7
3/15/23	Fayetteville, Ark.	W	5-2

## UNLV

Overall Series Record: 3-4  
Record in Fayetteville, Ark.: 3-1  
Record in Las Vegas, Nev.: 0-3

DATE	SITE	W/L	SCORE
3/19/94	Las Vegas, Nev.	L	9-3
3/20/94	Las Vegas, Nev.	L	7-4 (11)
3/21/94	Las Vegas, Nev.	L	8-7
4/8/14	Fayetteville, Ark.	L	10-7
4/9/14	Fayetteville, Ark.	W	9-2
3/14/23	Fayetteville, Ark.	W	13-7
3/15/23	Fayetteville, Ark.	W	5-2

## UPPER IOWA

Overall Series Record: 2-1  
Record in Fayetteville, Ark.: 2-1

DATE	SITE	W/L	SCORE
4/5/69	Fayetteville, Ark.	L	12-5
4/5/69	Fayetteville, Ark.	W	7-4
4/5/69	Fayetteville, Ark.	W	4-1

## UTAH

Overall Series Record: 3-0  
Record in Fayetteville, Ark.: 3-0

DATE	SITE	W/L	SCORE
2/25/11	Fayetteville, Ark.	W	3-2
2/26/11	Fayetteville, Ark.	W	5-4
2/27/11	Fayetteville, Ark.	W	10-1

## UT MARTIN

Overall Series Record: 1-0  
Record in Fayetteville, Ark.: 1-0

DATE	SITE	W/L	SCORE
5/17/11	Fayetteville, Ark.	W	6-2

## VALPARAISO

Overall Series Record: 3-1  
Record in Fayetteville, Ark.: 3-1

DATE	SITE	W/L	SCORE
3/3/09	Fayetteville, Ark.	W	7-3
2/24/12	Fayetteville, Ark.	W	7-3
2/25/12	Fayetteville, Ark.	W	4-3
2/26/12	Fayetteville, Ark.	L	10-9 (10)

## VANDERBILT

Overall Series Record: 35-33  
Record in Fayetteville, Ark.: 19-13  
Record in Nashville, Tenn.: 15-15  
Record at Neutral Sites: 1-5

DATE	SITE	W/L	SCORE
5/8/70	Covington, Tenn.	L	9-6
4/1/94	Nashville, Tenn.	W	6-0
4/2/94	Nashville, Tenn.	W	12-7
4/3/94	Nashville, Tenn.	W	7-5
3/31/95	Fayetteville, Ark.	W	10-7
4/1/95	Fayetteville, Ark.	W	15-5
4/2/95	Fayetteville, Ark.	L	7-6 (10)
3/15/96	Fayetteville, Ark.	L	5-2
3/16/96	Fayetteville, Ark.	W	6-3
3/17/96	Fayetteville, Ark.	W	16-11
3/14/97	Nashville, Tenn.	W	13-4
3/15/97	Nashville, Tenn.	L	13-10 (12)
3/16/97	Nashville, Tenn.	W	18-5
3/13/98	Fayetteville, Ark.	W	5-3
3/14/98	Fayetteville, Ark.	W	10-4
3/15/98	Fayetteville, Ark.	L	9-4
4/16/99	Nashville, Tenn.	L	6-5
4/17/99	Nashville, Tenn.	W	5-2
4/18/99	Nashville, Tenn.	W	10-7
3/30/02	Nashville, Tenn.	L	4-3
4/11/03	Fayetteville, Ark.	L	6-4
4/12/03	Fayetteville, Ark.	W	17-7
4/13/03	Fayetteville, Ark.	W	8-5
4/16/04	Nashville, Tenn.	W	6-3
4/17/04	Nashville, Tenn.	W	9-4
4/18/04	Nashville, Tenn.	L	14-8
4/8/05	Fayetteville, Ark.	W	6-5
4/9/05	Fayetteville, Ark.	W	5-4 (10)
4/10/05	Fayetteville, Ark.	W	3-0
4/7/06	Nashville, Tenn.	L	7-1
4/8/06	Nashville, Tenn.	W	5-3
4/9/06	Nashville, Tenn.	W	4-3
3/23/07	Fayetteville, Ark.	W	8-7 (10)
3/24/07	Fayetteville, Ark.	L	6-3
3/25/07	Fayetteville, Ark.	W	8-3
5/27/07	Hoover, Ala.!	L	7-4
3/29/08	Nashville, Tenn.	L	6-5 (12)
3/30/08	Nashville, Tenn.	L	6-2
4/10/09	Fayetteville, Ark.	L	9-0
4/11/09	Fayetteville, Ark.	L	13-6
5/23/09	Hoover, Ala.!	L	11-1 (7)
5/20/10	Nashville, Tenn.	L	4-3
5/21/10	Nashville, Tenn.	W	4-3
5/22/10	Nashville, Tenn.	W	7-5
5/26/10	Hoover, Ala.!	L	2-0
3/25/11	Fayetteville, Ark.	W	2-1
3/26/11	Fayetteville, Ark.	L	4-1
3/27/11	Fayetteville, Ark.	L	2-1
5/28/11	Hoover, Ala.!	L	3-2
4/18/14	Fayetteville, Ark.	W	6-2
4/19/14	Fayetteville, Ark.	L	2-1
4/20/14	Fayetteville, Ark.	W	3-1
3/14/15	Nashville, Tenn.	L	8-7 (12)
3/14/15	Nashville, Tenn.	L	9-1
3/15/15	Nashville, Tenn.	L	1-0
5/12/17	Fayetteville, Ark.	W	4-3
5/13/17	Fayetteville, Ark.	L	6-2
5/14/17	Fayetteville, Ark.	W	7-1
4/12/19	Nashville, Tenn.	L	3-2
4/13/19	Nashville, Tenn.	L	12-2
4/14/19	Nashville, Tenn.	W	14-12
5/27/21	Hoover, Ala.!	W	6-4
5/13/22	Fayetteville, Ark.	L	9-6 (10)
5/14/22	Fayetteville, Ark.	W	11-6
5/15/22	Fayetteville, Ark.	L	5-0 (7)
5/18/23	Nashville, Tenn.	W	8-2
5/19/23	Nashville, Tenn.	L	10-8
5/18/23	Nashville, Tenn.	L	7-6

## VILLANOVA

Overall Series Record: 3-0  
Record in Fayetteville, Ark.: 3-0

DATE	SITE	W/L	SCORE
2/17/12	Fayetteville, Ark.	W	11-5
2/18/12	Fayetteville, Ark.	W	13-1
2/19/12	Fayetteville, Ark.	W	17-1

## VIRGINIA

Overall Series Record: 1-3  
Record in Charlottesville, Va.: 0-2  
Record at Neutral Sites: 1-1

DATE	SITE	W/L	SCORE
6/17/09	Omaha, Neb.+	W	4-3 (12)
5/31/14	Charlottesville, Va.+	L	3-0
6/1/14	Charlottesville, Va.+	L	9-2
6/13/15	Omaha, Neb.+	L	5-3

## WASHINGTON

Overall Series Record: 0-1  
Record at Neutral Sites: 0-1

DATE	SITE	W/L	SCORE
2/28/06	Honolulu, Hawaii	L	5-2

## WASHINGTON STATE

Overall Series Record: 7-3  
Record in Fayetteville, Ark.: 5-2  
Record at Neutral Sites: 2-1

DATE	SITE	W/L	SCORE
3/15/87	Fayetteville, Ark.	L	11-5
3/13/92	Seattle, Wash.	L	8-4
2/18/00	Arlington, Texas	W	1-0
2/20/09	Fayetteville, Ark.	W	4-2
2/20/09	Fayetteville, Ark.	W	7-5 (10)
2/22/09	Fayetteville, Ark.	W	4-3
5/29/09	Norman, Okla.+	W	10-3
6/5/10	Fayetteville, Ark.+	W	6-4
6/6/10	Fayetteville, Ark.+	L	10-7
6/7/10	Fayetteville, Ark.+	W	7-2

## WESTERN ILLINOIS

Overall Series Record: 11-1  
Record in Fayetteville, Ark.: 11-1

DATE	SITE	W/L	SCORE
3/17/86	Fayetteville, Ark.	W	12-5
3/18/86	Fayetteville, Ark.	W	7-2
5/19/08	Fayetteville, Ark.	W	12-6
2/27/09	Fayetteville, Ark.	W	8-7 (10)
2/15/13	Fayetteville, Ark.	W	9-1
2/16/13	Fayetteville, Ark.	W	7-2
2/17/13	Fayetteville, Ark.	L	7-5
3/11/16	Fayetteville, Ark.	W	3-2
3/12/16	Fayetteville, Ark.	W	9-3
3/13/16	Fayetteville, Ark.	W	3-0
3/12/19	Fayetteville, Ark.	W	8-0
3/13/19	Fayetteville, Ark.	W	11-1 (8)

## WESTERN KENTUCKY

Overall Series Record: 2-0  
Record in Fayetteville, Ark.: 2-0

DATE	SITE	W/L	SCORE
3/14/87	Fayetteville, Ark.	W	8-3
3/15/87	Fayetteville, Ark.	W	5-2

## WESTERN MICHIGAN

Overall Series Record: 7-2  
Record in Fayetteville, Ark.: 2-0  
Record at Neutral Sites: 5-2

DATE	SITE	W/L	SCORE
2/28/81	Lakeland, Fla.	W	25-5
3/7/81	Lakeland, Fla.	W	15-11
2/26/84	Lakeland, Fla.	L	15-10





3/1/84	Lakeland, Fla.	W	13-8
3/2/84	Lakeland, Fla.	W	9-4
3/2/89	Lakeland, Fla.	L	6-2
3/4/89	Lakeland, Fla.	W	15-0
3/4/03	Fayetteville, Ark.	W	6-2
3/5/03	Fayetteville, Ark.	W	4-3

**WEST TEXAS STATE**

Overall Series Record: 0-2  
Record at Neutral Sites: 0-2

DATE	SITE	W/L	SCORE
3/28/72	Tulsa, Okla.	L	5-4
4/1/72	Tulsa, Okla.	L	4-3

**WEST VIRGINIA**

Overall Series Record: 1-0  
Record at Neutral Sites: 1-0

DATE	SITE	W/L	SCORE
5/22/87	Huntsville, Ala.+	W	7-2

**WICHITA STATE**

Overall Series Record: 21-22  
Record in Fayetteville, Ark.: 13-2  
Record in Wichita, Kan.: 7-17  
Record at Neutral Sites: 1-3

DATE	SITE	W/L	SCORE
1960	Fayetteville, Ark.	W	7-6
1960	Fayetteville, Ark.	W	9-5
4/17/61	Wichita, Kan.	L	7-2
4/18/61	Wichita, Kan.	L	5-4
4/7/65	Wichita, Kan.	W	3-0
4/7/65	Wichita, Kan.	L	2-0
5/9/67	Wichita, Kan.	L	6-3
1979	Wichita, Kan.	L	7-6
1979	Wichita, Kan.	L	5-4
5/4/80	Wichita, Kan.	L	6-2
5/4/80	Wichita, Kan.	L	14-0
5/27/83	Stillwater, Okla.+	L	6-3
3/8/86	Fayetteville, Ark.	W	6-5 (10)
5/11/86	Wichita, Kan.	W	12-3
2/19/89	Fayetteville, Ark.	W	5-1
6/2/89	Omaha, Neb.+	L	3-1
6/6/89	Omaha, Neb.+	L	8-4
5/12/90	Wichita, Kan.	W	6-4
5/13/90	Wichita, Kan.	L	3-0
5/26/90	Wichita, Kan.+	L	7-6
5/11/91	Fayetteville, Ark.	W	10-1
5/12/91	Fayetteville, Ark.	W	6-5
4/7/92	Wichita, Kan.	W	5-4
4/8/92	Wichita, Kan.	L	22-4
3/30/93	Fayetteville, Ark.	W	4-3
4/5/93	Wichita, Kan.	L	9-1
4/5/95	Wichita, Kan.	L	5-1
3/13/96	Fayetteville, Ark.	W	5-0
4/29/97	Wichita, Kan.	L	9-7 (10)
4/28/98	Fayetteville, Ark.	W	16-5
5/22/98	Wichita, Kan.+	W	3-2 (11)
4/27/99	Wichita, Kan.	L	5-4 (14)
4/25/00	Wichita, Kan.	W	15-14
3/13/01	Wichita, Kan.	L	5-0
4/23/02	Fayetteville, Ark.	L	3-2
4/22/03	Wichita, Kan.	L	6-5 (10)
3/30/04	Fayetteville, Ark.	W	10-4
6/5/04	Fayetteville, Ark.+	L	4-1
6/6/04	Fayetteville, Ark.+	W	11-9
6/6/04	Fayetteville, Ark.+	W	4-3
3/28/06	Wichita, Kan.	W	4-3 (11)
4/25/07	Fayetteville, Ark.	W	10-2
6/1/13	Manhattan, Kan.+	W	3-1

**WILLIAM CAREY**

Overall Series Record: 0-1  
Record in Hattiesburg, Miss.: 0-1

DATE	SITE	W/L	SCORE
1969	Hattiesburg, Miss.	L	1-0

**WILLIAM JEWELL**

Overall Series Record: 10-3  
Record in Fayetteville, Ark.: 10-3

DATE	SITE	W/L	SCORE
4/8/67	Fayetteville, Ark.	W	8-5
4/8/67	Fayetteville, Ark.	L	8-2
4/30/69	Fayetteville, Ark.	W	12-1
4/30/69	Fayetteville, Ark.	L	4-0
4/8/70	Fayetteville, Ark.	W	7-2
4/8/70	Fayetteville, Ark.	L	3-2
3/10/72	Fayetteville, Ark.	W	12-4
3/11/72	Fayetteville, Ark.	W	3-2
3/14/76	Fayetteville, Ark.	W	6-4
3/10/77	Fayetteville, Ark.	W	5-1
3/10/77	Fayetteville, Ark.	W	2-0
2/23/79	Fayetteville, Ark.	W	7-1
2/23/79	Fayetteville, Ark.	W	13-2

**WISCONSIN**

Overall Series Record: 8-1  
Record in Fayetteville, Ark.: 7-1  
Record at Neutral Sites: 1-0

DATE	SITE	W/L	SCORE
3/25/67	San Antonio, Texas	W	5-3
3/15/80	Fayetteville, Ark.	W	9-0
3/15/80	Fayetteville, Ark.	W	3-0
3/16/80	Fayetteville, Ark.	W	9-0
3/16/80	Fayetteville, Ark.	W	9-0
3/9/90	Fayetteville, Ark.	W	8-1
3/9/90	Fayetteville, Ark.	L	6-4
3/10/90	Fayetteville, Ark.	W	9-0
3/10/90	Fayetteville, Ark.	W	16-2

**WISCONSIN-MILWAUKEE**

Overall Series Record: 9-0  
Record in Fayetteville, Ark.: 9-0

DATE	SITE	W/L	SCORE
2/18/07	Fayetteville, Ark.	W	8-3
2/18/07	Fayetteville, Ark.	W	28-2
2/19/07	Fayetteville, Ark.	W	8-1
3/12/10	Fayetteville, Ark.	W	14-6
3/13/10	Fayetteville, Ark.	W	7-0
3/14/10	Fayetteville, Ark.	W	3-2 (10)
3/4/11	Fayetteville, Ark.	W	15-6
3/5/11	Fayetteville, Ark.	W	13-9
3/6/11	Fayetteville, Ark.	W	7-3

**WISCONSIN-OSH KOSH**

Overall Series Record: 9-1  
Record in Fayetteville, Ark.: 9-1

DATE	SITE	W/L	SCORE
3/19/86	Fayetteville, Ark.	W	14-3
3/19/86	Fayetteville, Ark.	W	4-3
3/16/88	Fayetteville, Ark.	W	16-3
3/14/89	Fayetteville, Ark.	W	13-4
3/15/89	Fayetteville, Ark.	W	9-4
3/19/90	Fayetteville, Ark.	W	7-5
3/20/90	Fayetteville, Ark.	W	13-2
3/18/91	Fayetteville, Ark.	W	3-0
3/18/92	Fayetteville, Ark.	L	3-2
3/15/95	Fayetteville, Ark.	W	7-4

**WRIGHT STATE**

Overall Series Record: 6-0  
Record in Fayetteville, Ark.: 6-0

DATE	SITE	W/L	SCORE
2/22/08	Fayetteville, Ark.	W	9-4
2/23/08	Fayetteville, Ark.	W	5-4
2/24/08	Fayetteville, Ark.	W	7-3
3/3/23	Fayetteville, Ark.	W	12-2 (8)
3/4/23	Fayetteville, Ark.	W	12-6
3/5/23	Fayetteville, Ark.	W	6-2


**YANKTON**

Overall Series Record: 5-0  
Record in Fayetteville, Ark.: 5-0

DATE	SITE	W/L	SCORE
1968	Fayetteville, Ark.	W	4-3
1968	Fayetteville, Ark.	W	7-2
1968	Fayetteville, Ark.	W	4-3
4/8/69	Fayetteville, Ark.	W	5-2
4/8/69	Fayetteville, Ark.	W	6-1

! - Conference Tournament Game  
+ - NCAA Tournament Game  
Records since the 1960 season

# A || ALL-TIME RESULTS



Bill 'Groundhog' Ferrell coached at Arkansas from 1950-65 and compiled a 139-149 overall record.

## 1960 (14-9) Bill Ferrell

Date	Result	Opponent	Location
W, 7-6		Wichita State	Fayetteville
W, 9-5		Wichita State	Fayetteville
3/28 W, 11-6		Kansas	Fayetteville
3/29 W, 18-0		Kansas	Fayetteville
W, 19-11		Emporia State	Fayetteville
W, 11-4		Emporia State	Fayetteville
L, 8-21		Missouri	Fayetteville
W, 9-8		Missouri	Fayetteville
W, 10-4		Buena Vista	Fayetteville
L, 1-3		Buena Vista	Fayetteville
W, 17-2		Colorado	Fayetteville
W, 8-2		Colorado	Fayetteville
4/14 W, 8-0		Baylor	Monroe, La.
L, 1-5		LSU	Fayetteville
W, 4-3		Northwestern St.	Natchitoches, La.
L, 2-3		Mississippi State	Fayetteville
W, 11-8		Louisiana-Monroe	Monroe, La.
L, 6-11		Loyola (La.)	New Orleans, La.
L, 5-9		Loyola (La.)	New Orleans, La.
W, 11-5		LSU	Baton Rouge, La.
L, 5-12		Louisiana College	Pineville, La.
L, 12-13		Centenary	Shreveport, La.
L, 2-3		Centenary	Shreveport, La.

## 1961 (9-8) Bill Ferrell

Date	Result	Opponent	Location
3/27 L, 6-10		Buena Vista	Fayetteville
3/28 W, 9-6		Tulsa	Tulsa, Okla.
3/28 L, 2-8		Tulsa	Tulsa, Okla.
3/29 W, 2-0		Buena Vista	Fayetteville
4/3 W, 7-4		TCU	Fort Worth, Texas
4/4 L, 1-7		SMU	Dallas, Texas
4/5 W, 11-7		SMU	Dallas, Texas
4/6 L, 2-16		Baylor	Waco, Texas
4/6 L, 1-5		Baylor	Waco, Texas
4/7 W, 9-2		Oklahoma City	Oklahoma City, Okla.
4/14 W, 10-2		Centenary	Fayetteville
4/17 L, 2-7		Wichita State	Wichita, Kan.
4/18 L, 4-5		Wichita State	Wichita, Kan.
4/19 L, 2-4		Emporia State	Emporia, Kan.
4/20 W, 15-10		Emporia State	Chanute, Kan.
4/25 W, 12-2		Tulsa	Fayetteville
4/25 W, 12-3		Tulsa	Fayetteville

## 1962 (13-7) Bill Ferrell

Date	Result	Opponent	Location
3/26 L, 4-8		Buena Vista	Fayetteville
3/27 L, 7-8		Buena Vista	Fayetteville
3/28 W, 5-4		Buena Vista	Fayetteville
4/3 L, 7-15		Missouri	Columbia, Mo.
4/4 L, 4-10		Missouri	Columbia, Mo.
4/7 W, 5-1		Pittsburg State	Fayetteville
4/7 W, 11-3		Pittsburg State	Fayetteville
4/13 W, 6-2		Emporia State	Fayetteville
4/14 W, 12-3		Emporia State	Fayetteville
4/19 L, 0-5		Baylor	Monroe, La.
4/20 L, 2-3		Louisiana-Monroe	Monroe, La.
4/20 W, 13-8		Northwestern State	Monroe, La.
4/21 W, 5-4		Louisiana-Monroe	Monroe, La.
4/21 W, 8-4		Northwestern State	Monroe, La.
4/23 W, 10-7		Louisiana-Monroe	Monroe, La.
4/23 W, 6-1		Louisiana-Monroe	Monroe, La.
4/25 L, 2-4		Northwestern St.	Natchitoches, La.
4/26 W, 2-1		Northwestern St.	Natchitoches, La.
4/27 W, 6-2		Centenary	Shreveport, La.
4/28 W, 7-2		Centenary	Shreveport, La.

## 1963 (13-10) Bill Ferrell

Date	Result	Opponent	Location
3/25 W, 9-1		Buena Vista	Fayetteville
3/25 W, 8-7		Buena Vista	Fayetteville
3/26 W, 11-10		Buena Vista	Fayetteville
3/30 L, 6-10		Missouri	Fayetteville
3/30 W, 6-5		Missouri	Fayetteville
4/1 W, 15-7		Kansas	Lawrence, Kan.
4/2 L, 1-9		Kansas	Lawrence, Kan.
4/3 W, 12-8		Emporia State	Emporia, Kan.
4/3 L, 2-18		Emporia State	Emporia, Kan.
4/8 L, 6-7		Centenary	Fayetteville
4/9 W, 3-2		Centenary	Fayetteville
4/12 L, 4-5		Southern Miss.	Hattiesburg, Miss.
4/13 L, 0-4		Southern Miss.	Hattiesburg, Miss.
4/15 L, 5-10		LSU	Baton Rouge, La.
4/16 L, 2-10		LSU	Baton Rouge, La.
4/17 W, 7-3		Miss. College	Clinton, Miss.
4/18 L, 0-3		Miss. College	Clinton, Miss.
4/19 W, 5-2		Delta State	Cleveland, Miss.
4/20 L, 2-10		Delta State	Cleveland, Miss.
4/23 W, 3-1		Tulsa	Fayetteville
4/23 W, 9-4		Tulsa	Fayetteville
4/30 W, 9-4		Pittsburg State	Pittsburg, Kan.
4/30 W, 2-1		Pittsburg State	Pittsburg, Kan.

## 1964 (8-10) Bill Ferrell

Date	Result	Opponent	Location
3/23 L, 5-6		Buena Vista	Fayetteville
3/24 L, 13-16		Buena Vista	Fayetteville
3/27 L, 3-5		Memphis	Little Rock, Ark.
3/28 L, 6-13		Memphis	Little Rock, Ark.
3/30 L, 0-6		Memphis	Memphis, Tenn.
3/31 W, 4-0		Memphis	Memphis, Tenn.
4/1 L, 0-1		Louisiana-Monroe	Monroe, La.
4/2 L, 5-7		Louisiana-Monroe	Monroe, La.
4/3 W, 8-4		Centenary	Shreveport, La.
4/4 L, 7-8		Centenary	Shreveport, La.
4/10 W, 9-4		Tulsa	Fayetteville
4/10 L, 4-6		Tulsa	Fayetteville
4/13 W, 8-3		Emporia State	Fayetteville
4/13 L, 6-10		Emporia State	Fayetteville
4/24 W, 18-9		Tulsa	Tulsa, Okla.
4/24 W, 16-5		Tulsa	Tulsa, Okla.
4/29 W, 7-5		Central Missouri St.	Fayetteville
4/29 W, 10-9		Central Missouri St.	Fayetteville

## 1965 (3-14) Bill Ferrell

Date	Result	Opponent	Location
4/6 L, 4-8		Emporia State	Emporia, Kan.
4/7 W, 3-0		Wichita State	Wichita, Kan.
4/7 L, 0-2		Wichita State	Wichita, Kan.
4/10 L, 7-10		Centenary	Fayetteville
4/10 L, 4-8		Centenary	Fayetteville
4/13 L, 7-9		Omaha	Fayetteville
4/13 L, 3-6		Omaha	Fayetteville
4/16 L, 1-4		Southern Miss	Hattiesburg, Miss.
4/17 L, 9-15		Southern Miss	Hattiesburg, Miss.
4/20 L, 10-11		Louisiana-Monroe	Monroe, La.
4/20 L, 1-2		Louisiana-Monroe	Monroe, La.
4/21 L, 1-5		Delta State	Cleveland, Miss.
4/22 L, 7-12		Delta State	Cleveland, Miss.
4/23 L, 4-6		Memphis	Fayetteville
4/23 W, 4-2		Memphis	Fayetteville
4/27 L, 4-5		Tulsa	Tulsa, Okla.
4/27 W, 7-1		Tulsa	Tulsa, Okla.

## 1966 (4-16) Wayne Robbins

Date	Result	Opponent	Location
3/21 L, 7-13		Baylor	Waco, Texas
3/22 L, 3-9		TCU	Fort Worth, Texas
3/26 W, 7-5		SMS	Fayetteville
3/31 L, 0-3		Buena Vista	Fayetteville
4/1 W, 16-13		Buena Vista	Fayetteville
4/4 L, 3-12		Kansas State	Fayetteville
4/4 L, 2-6		Kansas State	Fayetteville
4/9 L, 8-9		Memphis	Memphis, Tenn.
4/9 L, 1-6		Memphis	Memphis, Tenn.
4/11 L, 3-9		Mississippi State	Starkville, Miss.
4/12 L, 0-18		Mississippi State	Starkville, Miss.
4/13 L, 0-13		Southern Miss	Hattiesburg, Miss.
4/14 L, 0-19		Southern Miss	Hattiesburg, Miss.
4/16 W, 4-2		Centenary	Shreveport, La.
4/16 W, 3-2		Centenary	Shreveport, La.
4/19 L, 6-12		Tulsa	Tulsa, Okla.
4/19 L, 4-14		Tulsa	Tulsa, Okla.
5/5 L, 0-7		Southern Illinois	Fayetteville

## 1967 (15-14) Wayne Robbins

Date	Result	Opponent	Location
3/21 W, 6-1		Buena Vista	Fayetteville
3/21 W, 4-3		Buena Vista	Fayetteville
3/22 L, 3-6		Buena Vista	Fayetteville
3/25 W, 5-3		Wisconsin	San Antonio, Texas
3/27 L, 1-2		Texas Lutheran	San Antonio, Texas
3/28 L, 3-13		Indiana	San Antonio, Texas
3/28 L, 0-4		Texas-Pan American	San Antonio, Texas
3/29 L, 4-10		Texas-Pan American	San Antonio, Texas
3/29 L, 1-2		Texas-Pan American	San Antonio, Texas
3/31 W, 8-6		St. Edwards	San Antonio, Texas
4/1 W, 11-9		Trinity	San Antonio, Texas
4/4 W, 4-1		SMU	Fayetteville
4/4 W, 8-7		SMU	Fayetteville
4/8 W, 8-5		William Jewell	Fayetteville
4/8 L, 2-8		William Jewell	Fayetteville
4/15 L, 1-8		Memphis	Memphis, Tenn.
4/15 W, 4-0		Memphis	Memphis, Tenn.
4/17 W, 12-9		Delta State	Cleveland, Miss.
W, 8-1		Pittsburg State	Fayetteville
W, 6-2		Pittsburg State	Fayetteville
4/22 L, 5-6		SMS	Springfield, Mo.
4/22 L, 3-4		SMS	Springfield, Mo.
4/29 W, 2-1		Oklahoma Baptist	Fayetteville
4/29 W, 6-0		Oklahoma Baptist	Fayetteville
5/8 L, 2-13		Kansas State	Manhattan, Kan.
5/8 L, 2-3		Kansas State	Manhattan, Kan.
5/9 L, 3-6		Wichita State	Wichita, Kan.
W, 8-5		Emporia State	Emporia, Kan.
L, 4-5		Emporia State	Emporia, Kan.

## 1968 (13-11) Wayne Robbins

Date	Result	Opponent	Location
3/23 L, 0-4		East Texas Baptist	Marshall, Texas
3/23 L, 1-2		East Texas Baptist	Marshall, Texas
3/25 W, 3-2		St. Mary's (Texas)	San Antonio
3/26 L, 0-1		Air Force	San Antonio
3/27 L, 4-8		Missouri	San Antonio
3/28 L, 2-7		Texas-Pan Am.	Edinburg, Texas
3/29 L, 5-10		Texas-Pan Am.	Edinburg, Texas
3/30 L, 7-19		Trinity	San Antonio, Texas
4/5 L, 12-13		Morningside	Fayetteville
4/6 W, 29-4		Morningside	Fayetteville
W, 4-3		Yankton	Fayetteville
W, 7-2		Yankton	Fayetteville
4/9 W, 12-3		Oklahoma City	Fayetteville
W, 4-3		Yankton	Fayetteville
4/12 L, 11-19		Mississippi State	Starkville, Miss.
4/15 L, 4-7		Memphis	Fayetteville
4/15 W, 13-7		Memphis	Fayetteville
4/22 L, 0-12		Oklahoma Baptist	Fayetteville
4/22 W, 4-3		Oklahoma Baptist	Fayetteville
4/27 W, 8-4		Pittsburg State	Pittsburg, Kan.
4/27 W, 3-0		Pittsburg State	Pittsburg, Kan.
W, 12-9		SMS	Springfield, Mo.
W, 3-1		Evangel	Fayetteville
W, 2-1		Evangel	Fayetteville

## 1969 (18-10) Wayne Robbins

Date	Result	Opponent	Location
3/22 W, 13-3		Mississippi College	Clinton, Miss.
3/24 L, 0-1		Mississippi College	Clinton, Miss.
3/25 L, 2-7		Belhaven	Jackson, Miss.
3/26 W, 4-2		Belhaven	Jackson, Miss.
3/27 W, 4-2		Belhaven	Jackson, Miss.
L, 0-1		William Carey	Hattiesburg, Miss.
4/1 W, 16-4		Buena Vista	Fayetteville
4/1 W, 14-1		Buena Vista	Fayetteville
4/5 L, 5-12		Upper Iowa	Fayetteville
4/5 W, 7-4		Upper Iowa	Fayetteville
4/5 W, 4-1		Upper Iowa	Fayetteville
4/8 W, 5-2		Yankton	Fayetteville
4/8 W, 6-1		Yankton	Fayetteville
4/12 L, 0-6		Memphis	Memphis, Tenn.
4/12 W, 10-3		Memphis	Memphis, Tenn.
4/18 W, 5-2		Okl. Baptist	Shawnee, Okla.
4/19 W, 2-0		Oklahoma City	Oklahoma City
4/21 L, 13-14		TCU	Fort Worth, Texas
4/22 L, 3-8		SMU	Dallas, Texas
4/26 W, 10-6		Kansas State	Fayetteville
4/26 L, 4-6		Kansas State	Fayetteville
4/30 W, 12-1		William Jewell	Fayetteville
4/30 L, 0-4		William Jewell	Fayetteville
5/3 W, 3-0		Evangel	Springfield, Mo.
5/3 W, 18-0		Evangel	Springfield, Mo.
5/6 W, 3-2		SMS	Fayetteville
5/6 L, 0-2		SMS	Fayetteville



Norm DeBriyn built the Hogs into a national power during his 33 seasons at the helm, winning a school-record 1,161 games.

## 1970 (19-13) Norm DeBriyn

Date	Result	Opponent	Location
W, 8-1		St. Mary's (Tx)	San Antonio
3/23 L, 6-8		Texas-Pan Am.	Edinburg, Texas
L, 7-8		St. Edwards	Austin, Texas
W, 10-5		NE Missouri St	San Antonio
3/25 L, 5-11		Texas Lutheran	Seguin, Texas
3/26 L, 0-1		St. Mary's (Texas)	San Antonio
3/28 L, 1-10		Minnesota	San Antonio, Texas
3/28 W, 8-7		Minnesota	San Antonio, Texas
3/28 W, 4-3		Texas-Pan Am.	Edinburg, Texas
4/4 W, 5-0		Nebraska-Kearney	Fayetteville
4/4 L, 0-4		Nebraska-Kearney	Fayetteville
4/8 W, 7-2		William Jewell	Fayetteville
4/8 L, 2-3		William Jewell	Fayetteville
4/11 L, 7-8		Tulsa	Tulsa, Okla.
4/13 W, 9-6		Oklahoma Baptist	Fayetteville
4/13 L, 4-9		Oklahoma Baptist	Fayetteville
4/15 W, 5-3		Oklahoma State	Fayetteville
4/15 W, 3-1		Oklahoma State	Fayetteville
4/18 W, 6-4		SMS	Springfield, Mo.
4/21 W, 9-4		Oklahoma City	Fayetteville
4/21 W, 9-3		Oklahoma City	Fayetteville
4/29 W, 7-0		Oral Roberts	Fayetteville
4/29 W, 8-0		Oral Roberts	Fayetteville
5/2 W, 7-6		Memphis	Memphis, Tenn.
5/2 W, 7-3		Memphis	Memphis, Tenn.
5/4 L, 0-6		Mississippi State	Starkville, Miss.
5/4 L, 0-1		Mississippi State	Starkville, Miss.
5/8 L, 6-9		Vanderbilt	Covington, Tenn.
5/11 L, 1-2		Oklahoma	Fayetteville
5/11 W, 5-2		Oklahoma	Fayetteville
5/12 W, 10-0		Evangel	Springfield, Mo.
5/12 W, 6-0		Evangel	Springfield, Mo.

## 1971 (23-18-1) Norm DeBriyn

Date	Result	Opponent	Location
3/3 L, 3-4		Tulsa	Tulsa, Okla.
3/3 L, 2-18		Tulsa	Tulsa, Okla.
3/17 W, 6-2		Drake	Fayetteville
3/17 L, 6-7		Drake	Fayetteville
3/20 W, 13-3		Okl. Baptist	Shawnee, Okla.
3/20 L, 2-4		Okl. Baptist	Shawnee, Okla.
W, 8-7		St. Cloud State	Fayetteville
3/25 W, 5-1		Buena Vista	Fayetteville
3/25 W, 3-2		Buena Vista	Fayetteville
3/29 W, 3-2		Trinity	San Antonio, Texas
3/29 L, 2-4		St. Mary's (Texas)	San Antonio, Texas
3/31 W, 6-1		Texas Lutheran	Seguin, Texas
4/1 L, 0-10		Texas-Pan Am.	Edinburg, Texas
4/1 L, 0-5		Texas-Pan Am.	Edinburg, Texas
4/2 L, 2-5		Rice	





5/5	W, 13-0	Evangel	Springfield, Mo.
5/7	L, 4-6	Creighton	Omaha, Neb.
5/7	W, 2-0	Creighton	Omaha, Neb.
5/8	L, 2-3	Creighton	Omaha, Neb.
5/8	L, 1-2	Creighton	Omaha, Neb.
5/15	W, 5-2	Union	Fayetteville
5/15	L, 2-6	Union	Fayetteville

**1972 (16-16)  
Norm DeBryin**

Date	Result	Opponent	Location
3/8	W, 8-2	Lincoln	Fayetteville
3/8	W, 10-0	Lincoln	Fayetteville
3/10	W, 12-4	William Jewell	Fayetteville
3/11	W, 3-2	William Jewell	Fayetteville
L, 3-15	Tulsa	Fayetteville	
L, 3-4	Tulsa	Fayetteville	
L, 4-5	Northeastern St.	Fayetteville	
W, 2-0	Northeastern St.	Fayetteville	
3/18	W, 9-4	Drake	Fayetteville
3/18	W, 4-2	Drake	Fayetteville
3/20	W, 9-6	St. Cloud State	Fayetteville
3/22	W, 9-6	Missouri	Columbia, Mo.
3/22	L, 1-3	Missouri	Columbia, Mo.
3/25	L, 4-8	Oral Roberts	Tulsa, Okla.
3/25	W, 2-1	Oral Roberts	Tulsa, Okla.
3/28	L, 4-5	West Texas State	Tulsa, Okla.
3/30	L, 2-3	Tulsa	Tulsa, Okla.
3/31	W, 1-0	Buena Vista	Tulsa, Okla.
4/1	L, 0-3	Tulsa	Tulsa, Okla.
4/1	L, 3-4	West Texas State	Tulsa, Okla.
4/2	L, 3-5	Tulsa	Tulsa, Okla.
4/6	L, 2-6	Southwestern St.	Fayetteville
4/7	W, 8-5	Missouri Western	Fayetteville
4/7	W, 4-3	Missouri Western	Fayetteville
4/11	W, 5-0	Pittsburg State	Fayetteville
4/11	W, 9-0	Pittsburg State	Fayetteville
4/18	L, 2-7	SMS	Springfield, Mo.
4/18	W, 8-7	SMS	Springfield, Mo.
4/22	L, 2-4	Union	Jackson, Tenn.
4/22	L, 2-6	Union	Jackson, Tenn.
5/2	L, 2-3	Oklahoma	Norman, Okla.
5/2	L, 3-4	Oklahoma	Norman, Okla.

**1973 (23-7-1)  
Norm DeBryin**

Date	Result	Opponent	Location
W, 3-1	SMU	Dallas, Texas	
W, 4-3	SMU	Dallas, Texas	
3/14	W, 9-7	Kansas State	Fayetteville
3/14	W, 8-2	Kansas State	Fayetteville
3/17	W, 6-5	Notre Dame	Las Cruces, N.M.
3/17	W, 8-4	New Mexico St.	Las Cruces, N.M.
3/18	L, 0-10	Tulsa	Tulsa, Okla.
3/19	T, 17-17	St. Cloud State	Fayetteville
3/22	W, 11-0	Drake	Fayetteville
3/22	W, 3-2	Drake	Fayetteville
3/27	W, 4-0	St. Olaf	Fayetteville
W, 6-1	Oklahoma City	Oklahoma City, Okla.	
W, 10-0	Oklahoma City	Oklahoma City, Okla.	
W, 7-5	SMS	Fayetteville	
W, 13-4	SMS	Fayetteville	
4/14	W, 1-0	Memphis	Fayetteville
4/14	L, 0-3	Memphis	Fayetteville
W, 5-4	Evangel	Fayetteville	
W, 11-0	Evangel	Fayetteville	
W, 5-4	Oral Roberts	Tulsa, Okla.	
L, 0-2	Oral Roberts	Tulsa, Okla.	
4/21	W, 8-2	Oklahoma City	Fayetteville
4/21	W, 3-2	Oklahoma City	Fayetteville
4/24	W, 2-0	Tulsa	Fayetteville
4/24	L, 2-7	Tulsa	Fayetteville
4/27	W, 5-1	Creighton	Omaha, Neb.
4/27	W, 11-2	Creighton	Omaha, Neb.
4/28	W, 3-1	Creighton	Omaha, Neb.
4/28	L, 2-6	Creighton	Omaha, Neb.
5/27	L, 0-6	Trinity+	Arlington, Texas
5/28	L, 2-4	Texas-Pan Am+	Arlington, Texas

**1974 (22-21; 9-15 7th SWC)  
Norm DeBryin**

Date	Result	Opponent	Location
3/2	W, 8-4	Northeastern (Okla.) St	Fayetteville
3/2	W, 4-1	Northeastern (Okla.) St	Fayetteville
3/5	W, 4-0	Missouri Western	Fayetteville
3/5	W, 5-2	Missouri Western	Fayetteville
3/6	L, 1-12	Creighton	Fayetteville
3/6	W, 12-4	Creighton	Fayetteville
3/8	L, 6-7	Baylor*	Waco, Texas
3/9	L, 2-7	Baylor*	Waco, Texas
3/9	L, 0-9	Baylor*	Waco, Texas

3/12	L, 1-2	Kansas State	Fayetteville
3/12	L, 1-2	Kansas State	Fayetteville
3/15	W, 4-2	SMU*	Fayetteville
3/16	W, 11-3	SMU*	Fayetteville
3/16	W, 6-2	SMU*	Fayetteville
3/18	W, 4-2	Mankato State	Fayetteville
3/18	L, 3-9	Mankato State	Fayetteville
3/22	L, 2-5	Texas A&M*	College Station
3/23	L, 1-15	Texas A&M*	College Station
3/23	L, 0-15	Texas A&M*	College Station
3/25	W, 5-4	Lamar	Fayetteville
3/27	W, 1-0	Oral Roberts	Tulsa, Okla.
3/27	L, 0-1	Oral Roberts	Tulsa, Okla.
3/29	L, 4-19	Texas*	Fayetteville
3/30	L, 2-3	Texas*	Fayetteville
3/30	W, 8-5	Texas*	Fayetteville
4/2	L, 4-5	Oklahoma City	Oklahoma City
4/2	W, 9-0	Oklahoma City	Oklahoma City
4/6	L, 5-6	Rice*	Fayetteville
4/6	W, 6-3	Rice*	Fayetteville
4/6	W, 9-7	Rice*	Fayetteville
4/9	W, 9-5	SMS	Springfield, Mo.
4/9	W, 10-8	SMS	Springfield, Mo.
4/12	L, 2-8	TCU*	Fort Worth, Texas
4/13	L, 5-6	TCU*	Fort Worth, Texas
4/13	L, 3-5	TCU*	Fort Worth, Texas
4/15	W, 6-4	Evangel	Springfield, Mo.
4/15	W, 5-3	Evangel	Springfield, Mo.
4/19	W, 9-3	Texas Tech*	Fayetteville
4/20	W, 15-6	Texas Tech*	Fayetteville
4/20	W, 7-6	Texas Tech*	Fayetteville
4/27	L, 0-8	Houston*	Houston, Texas
4/27	L, 5-6	Houston*	Houston, Texas
4/27	L, 3-8	Houston*	Houston, Texas

**1975 (20-22; 8-14 7th SWC)  
Norm DeBryin**

Date	Result	Opponent	Location
3/1	L, 0-3	Kansas State	Fayetteville
3/1	W, 6-1	Kansas State	Fayetteville
3/2	L, 4-5	Kansas State	Fayetteville
3/2	W, 11-1	Kansas State	Fayetteville
3/4	W, 7-6	Northeastern St.	Fayetteville
3/4	W, 8-6	Northeastern St.	Fayetteville
3/7	L, 2-11	Baylor*	Fayetteville
3/8	W, 5-4	Baylor*	Fayetteville
3/8	W, 7-4	Baylor*	Fayetteville
W, 4-1	SMU*	Dallas, Texas	
3/17	W, 3-2	Baker	Fayetteville
3/17	L, 0-2	Baker	Fayetteville
3/21	L, 4-1	Texas A&M*	Fayetteville
3/22	L, 2-3	Texas A&M*	Fayetteville
3/22	L, 0-5	Texas A&M*	Fayetteville
3/24	W, 15-6	Nebraska	Fayetteville
3/24	W, 10-4	Nebraska	Fayetteville
3/25	L, 4-5	Nebraska	Fayetteville
3/25	W, 4-2	Nebraska	Fayetteville
3/29	L, 1-6	Texas*	Austin, Texas
3/29	L, 1-5	Texas*	Austin, Texas
3/29	L, 2-3	Texas*	Austin, Texas
3/3	W, 9-2	Northeastern St.	Fayetteville
3/3	W, 4-0	Northeastern St.	Fayetteville
4/4	W, 5-0	Rice*	Houston, Texas
4/5	L, 1-5	Rice*	Houston, Texas
4/5	L, 0-9	Rice*	Houston, Texas
4/8	L, 7-8	Southwestern St.	Fayetteville
4/8	L, 4-7	Southwestern St.	Fayetteville
4/11	L, 8-9	TCU*	Fort Worth, Texas
4/12	L, 1-13	TCU*	Fort Worth, Texas
4/12	L, 2-4	TCU*	Fort Worth, Texas
4/15	W, 5-1	Oral Roberts	Fayetteville
4/15	W, 4-2	Oral Roberts	Fayetteville
4/18	W, 6-4	Texas Tech*	Lubbock, Texas
4/19	L, 5-14	Texas Tech*	Lubbock, Texas
4/19	L, 11-13	Texas Tech*	Lubbock, Texas
4/21	L, 0-6	American Christian	Fayetteville
4/21	L, 1-2	American Christian	Fayetteville
4/25	W, 5-1	Houston*	Houston, Texas
4/26	W, 3-0	Houston*	Houston, Texas
4/26	L, 3-10	Houston*	Houston, Texas

**1976 (31-15-1; 12-12 5th SWC)  
Norm DeBryin**

Date	Result	Opponent	Location
2/28	W, 2-0	Northeastern (Okla.) St	Fayetteville
2/28	W, 7-6	Northeastern (Okla.) St	Fayetteville
3/5	L, 4-9	Houston*	Houston, Texas
3/6	L, 0-1	Houston*	Houston, Texas
3/6	L, 2-3	Houston*	Houston, Texas
3/10	W, 11-0	Baker	Fayetteville
3/11	W, 9-7	Baker	Fayetteville

3/12	W, 7-0	Missouri Southern	Fayetteville
3/12	T, 0-0 (12)	Missouri Southern	Fayetteville
3/13	W, 9-1	Southwest Baptist	Fayetteville
3/13	W, 6-1	Southwest Baptist	Fayetteville
3/14	W, 6-4	William Jewell	Fayetteville
3/15	W, 1-0	Tulsa	Fayetteville
3/15	W, 1-0	Tulsa	Fayetteville
3/19	W, 5-4	Texas Tech*	Fayetteville
3/20	W, 4-3	Texas Tech*	Fayetteville
3/20	W, 10-2	Texas Tech*	Fayetteville
3/22	W, 6-5	Luther	Fayetteville
3/22	W, 13-3	Luther	Fayetteville
3/23	W, 2-0	Mankato State	Fayetteville
3/23	W, 2-0	Mankato State	Fayetteville
3/26	W, 17-2	SMU*	Dallas, Texas
3/27	W, 10-1	SMU*	Dallas, Texas
3/27	W, 2-1	SMU*	Dallas, Texas
3/29	L, 2-5	Illinois-Edwardsville	Fayetteville
3/29	W, 7-3	Illinois-Edwardsville	Fayetteville
3/30	W, 6-5	Oral Roberts	Tulsa, Okla.
3/30	L, 3-6	Oral Roberts	Tulsa, Okla.
4/2	W, 7-5	TCU*	Fayetteville
4/3	L, 5-6	TCU*	Fayetteville
4/3	W, 7-6	TCU*	Fayetteville
4/6	W, 11-3	SMS	Fayetteville
4/6	W, 8-5	SMS	Fayetteville
4/9	L, 0-5	Baylor*	Waco, Texas
4/10	L, 0-2	Baylor*	Waco, Texas
4/10	L, 2-5	Baylor*	Waco, Texas
4/16	W, 4-1	Rice*	Fayetteville
4/17	W, 4-1	Rice*	Fayetteville
4/17	W, 1-0	Rice*	Fayetteville
4/23	L, 1-10	Texas*	Austin, Texas
4/24	L, 3-6	Texas*	Austin, Texas
4/24	W, 5-2	Texas*	Austin, Texas
4/27	W, 2-0	American Christian	Fayetteville
4/27	L, 0-1	American Christian	Fayetteville
4/30	L, 6-7	Texas A&M*	Fayetteville
5/1	L, 1-3	Texas A&M*	Fayetteville
5/1	L, 5-7	Texas A&M*	Fayetteville

**1977 (33-18; 14-10 4th SWC)  
Norm DeBryin**

Date	Result	Opponent	Location
2/19	W, 11-2	Northeastern (Okla.) St	Fayetteville
2/19	W, 5-0	Northeastern (Okla.) St	Fayetteville
2/22	W, 7-0	Oral Roberts	Fayetteville
2/22	L, 0-2	Oral Roberts	Fayetteville
2/25	L, 0-6	Texas A&M*	College Station, Texas
2/26	L, 3-4	Texas A&M*	College Station, Texas
2/26	L, 0-4	Texas A&M*	College Station, Texas
3/1	W, 2-0	Southwestern St.	Fayetteville
3/2	W, 11-0	Northeastern St.	Fayetteville
3/4	W, 5-3	Houston*	Fayetteville
3/5	W, 2-0	Houston*	Fayetteville
3/5	L, 0-5	Houston*	Fayetteville
3/7	W, 6-0	Baker	Fayetteville
3/7	W, 11-1	Baker	Fayetteville
3/9	W, 6-0	Missouri Southern	Fayetteville
3/9	W, 7-6	Missouri Southern	Fayetteville
3/10	W, 5-1	William Jewell	Fayetteville
3/10	W, 2-0	William Jewell	Fayetteville
3/13	W, 8-0	Creighton	Fayetteville
3/14	W, 4-1	Iowa State	Fayetteville
3/14	W, 2-0	Iowa State	Fayetteville
3/15	L, 1-2	Tulsa	Tulsa, Okla.
3/15	L, 4-6	Tulsa	Tulsa, Okla.
3/18	W, 13-10	Texas Tech*	Lubbock, Texas
3/19	L, 4-7	Texas Tech*	Lubbock, Texas
3/19	W, 14-7	Texas Tech*	Lubbock, Texas
3/23	W, 4-3	Eastern Michigan	Fayetteville
3/23	W, 8-1	Eastern Michigan	Fayetteville
3/25	W, 1-0	SMU*	Fayetteville
3/26	W, 4-1	SMU*	Fayetteville
3/26	W, 3-1	SMU*	Fayetteville
4/1	L, 2-5	TCU*	Fort Worth, Texas
4/2	W, 3-0	TCU*	Fort Worth, Texas
4/2	W, 6-5	TCU*	Fort Worth, Texas
4/5	W, 4-3	SMS	Fayetteville
4/5	W, 6-3	SMS	Fayetteville
4/8	L, 3-5	Baylor*	Fayetteville
4/9	W, 5-2	Baylor*	Fayetteville
4/9	W, 6-1	Baylor*	Fayetteville
4/11	W, 5-2	Oklahoma	Norman, Okla.
4/11	L, 3-4	Oklahoma	Norman, Okla.
4/15	L, 3-8	Rice*	Houston, Texas
4/16	W, 7-1	Rice*	Houston, Texas
4/16	W, 9-4	Rice*	Houston, Texas
4/19	L, 3-6	Tulsa	Fayetteville
4/19	L, 1-6	Tulsa	Fayetteville
4/22	L, 1-5	Texas*	Fayetteville
4/23	L, 1-7	Texas*	Fayetteville

4/23	W, 1-0	Texas*	Fayetteville
5/13	L, 2-5	Texas A&M	Austin, Texas
5/14	L, 1-8	Texas!	Austin, Texas

\* - SWC Game  
! - SWC Tournament

**1978 (31-13; 18-6 2nd SWC)  
Norm DeBryin**

Date	Result	Opponent	Location
2/17	W, 5-3	Missouri Southern	Fayetteville
2/17	W, 6-0	Missouri Southern	Fayetteville
2/25	W, 9-4	Tulsa	Fayetteville
2/25	L, 0-10	Tulsa	Fayetteville
3/3	W, 5-4	Texas*	Austin, Texas
3/4	W, 2-1	Texas*	Austin, Texas
3/4	L, 3-18	Texas*	Austin, Texas
3/6	W, 7-6	Northwestern Mo. St.	Fayetteville
3/6	L, 2-4	Northwestern Mo. St.	Fayetteville
3/10	W, 6-0	Rice*	Fayetteville
3/11	W, 1-0	Rice*	Fayetteville
3/11	W, 6-0	Rice*	Fayetteville
3/17	L, 11-12	Baylor*	Waco, Texas
3/18	W, 7-6	Baylor*	Waco, Texas
3/18	L, 8-9	Baylor*	Waco, Texas
3/20	W, 5-1	Luther	Fayetteville
3/20	W, 10-0	Luther	Fayetteville
3/21	L, 6-3	Missouri Western	Fayetteville
3/21	L, 8-9	Missouri Western	Fayetteville
3/24	W, 6-3	TCU*	Fayetteville
3/25	W, 4-3	TCU*	Fayetteville
3/25	W, 7-2	TCU*	Fayetteville
3/31	W, 5-2	SMU*	Dallas, Texas
4/1	W, 9-2	SMU*	Dallas, Texas
4/1	W, 6-4	SMU*	Dallas, Texas
4/5	L, 4-15	SMS	Springfield, Mo.
4/5	W, 3-2	SMS	Springfield, Mo.
4/7	W, 6-1	Texas Tech*	Fayetteville
4/8	W, 13-2	Texas Tech*	Fayetteville
4/8	W, 2-1	Texas Tech*	Fayetteville

# A || ALL-TIME RESULTS



The 1979 Razorback baseball team made the school's first appearance in the College World Series, finishing second.

4/7	W, 6-2	Texas Tech*	Lubbock, Texas
4/7	W, 12-9	Texas Tech*	Lubbock, Texas
4/13	W, 4-0	South Dakota	Fayetteville
4/13	W, 7-0	South Dakota	Fayetteville
4/14	W, 7-1	South Dakota	Fayetteville
4/14	W, 8-1	South Dakota	Fayetteville
4/17	L, 2-5	Oral Roberts	Tulsa, Okla.
4/20	W, 5-3	Houston*	Fayetteville
4/21	W, 3-0	Houston*	Fayetteville
4/21	W, 11-0 (8)	Houston*	Fayetteville
4/27	L, 0-6	Texas A&M*	College Station, Texas
4/28	W, 2-0 (11)	Texas A&M*	College Station, Texas
4/28	W, 9-1	Texas A&M*	College Station, Texas
L, 8-9	Missouri Southern	Joplin, Mo.	
W, 6-5	Missouri Southern	Joplin, Mo.	
L, 6-7	Wichita State	Wichita, Kan.	
L, 4-5	Wichita State	Wichita, Kan.	
5/12	W, 6-1	Baylor!	Austin, Texas
5/13	L, 2-6	Texas!	Austin, Texas
5/14	W, 6-2	Texas A&M!	Austin, Texas
5/14	L, 6-12	Texas!	Austin, Texas
5/25	W, 12-11	George Wash+	Tallahassee, Fla.
5/26	W, 9-1	Florida+	Tallahassee, Fla.
5/26	W, 8-6	Delaware+	Tallahassee, Fla.
5/27	W, 4-3	Delaware+	Tallahassee, Fla.
6/1	W, 5-4	Pepperdine#	Omaha, Neb.
6/3	W, 10-3	Arizona#	Omaha, Neb.
6/5	W, 9-4	Texas#	Omaha, Neb.
6/6	L, 10-13	Cal St. Fullerton#	Omaha, Neb.
6/8	L, 1-2	Cal St. Fullerton#	Omaha, Neb.

\* - SWC Game

! - SWC Tournament

+ - NCAA East Regional

# - College World Series

## 1980 (44-22; 15-8 3rd SWC) Norm DeBriyn

Date	Result	Opponent	Location
2/15	W, 9-3	Texas-Pan Am	Edinburg, Texas
2/15	L, 0-2	Texas-Pan Am	Edinburg, Texas
2/16	L, 1-3	Texas-Pan Am	Edinburg, Texas
2/16	L, 0-5	Texas-Pan Am	Edinburg, Texas
2/17	W, 4-2	Texas-Pan Am	Edinburg, Texas
2/17	L, 2-3	Texas-Pan Am	Edinburg, Texas
2/22	W, 15-0	Missouri Southern	Fayetteville
2/22	W, 7-0	Missouri Southern	Fayetteville
2/23	W, 10-0	Tulsa	Fayetteville
2/23	W, 12-0	Tulsa	Fayetteville
2/29	W, 2-0	SMU*	Dallas, Texas
3/1	L, 1-2	SMU*	Dallas, Texas
3/1	L, 1-9	SMU*	Dallas, Texas
3/7	W, 2-1	Texas Tech*	Fayetteville
3/8	L, 3-5	Texas Tech*	Fayetteville
3/8	W, 9-2	Texas Tech*	Fayetteville



Kevin McReynolds was the Southwest Conference's first Triple Crown winner in 1980.

3/9	W, 6-5	Southern Illinois	Fayetteville
3/9	L, 4-8	Southern Illinois	Fayetteville
3/10	W, 11-6	Northwestern Mo. St.	Fayetteville
3/10	W, 7-1	Northwestern Mo. St.	Fayetteville
3/11	L, 3-7	Oral Roberts	Fayetteville
3/11	L, 0-5	Oral Roberts	Fayetteville
3/12	W, 10-3	Southwest Baptist	Fayetteville
3/12	W, 11-1	Southwest Baptist	Fayetteville
3/13	W, 16-2	Baker	Fayetteville
3/13	W, 9-4	Baker	Fayetteville
3/14	W, 8-4	Kansas State	Fayetteville
3/14	W, 8-3	Kansas State	Fayetteville
3/15	W, 9-0	Wisconsin	Fayetteville
3/15	W, 3-0	Wisconsin	Fayetteville
3/16	W, 9-0	Wisconsin	Fayetteville
3/16	W, 9-0	Wisconsin	Fayetteville
3/21	W, 13-6	Houston*	Houston, Texas
3/22	W, 4-2	Houston*	Houston, Texas
3/22	L, 6-11	Houston*	Houston, Texas
3/28	W, 4-2	Texas A&M*	Fayetteville
3/28	L, 5-8	Texas A&M*	Fayetteville
4/1	W, 2-1	Centenary	Fayetteville
4/1	W, 7-5	Centenary	Fayetteville
4/4	W, 2-1	Texas*	Austin, Texas
4/5	L, 3-15	Texas*	Austin, Texas
4/5	W, 8-6	Texas*	Austin, Texas
4/11	W, 14-6	Rice*	Fayetteville
4/12	W, 5-2	Rice*	Fayetteville
4/12	L, 8-9	Rice*	Fayetteville
4/15	W, 8-3	Tulsa	Tulsa, Okla.
4/15	W, 17-6	Tulsa	Tulsa, Okla.
4/18	L, 1-2	Baylor*	Waco, Texas
4/19	W, 3-2	Baylor*	Waco, Texas
4/19	W, 7-6	Baylor*	Waco, Texas
4/23	L, 6-7 (11)	Mississippi St.	Greenville, Miss.
4/25	W, 5-1	TCU*	Fayetteville
4/26	W, 3-2	TCU*	Fayetteville
4/26	W, 18-17	TCU*	Fayetteville
4/29	W, 7-6	Oklahoma State	Tulsa, Okla.
5/3	W, 4-2	Oral Roberts	Tulsa, Okla.
5/4	L, 2-6	Wichita State	Wichita, Kan.
5/4	L, 0-14	Wichita State	Wichita, Kan.
5/7	W, 19-10	Texas A&M!	College Station, Texas
5/8	L, 4-6	Texas!	College Station, Texas
5/9	W, 6-5	Texas Tech!	College Station, Texas
5/9	W, 8-7	Texas!	College Station, Texas
5/10	L, 4-9	Texas!	College Station, Texas
5/22	W, 3-2	Oral Roberts+	Tulsa, Okla.
5/23	L, 0-6	Missouri+	Tulsa, Okla.
5/24	L, 1-7	California+	Tulsa, Okla.

\* - SWC Game

! - SWC Tournament

+ - NCAA Midwest Regional

## 1981 (31-21; 12-9 2nd SWC) Norm DeBriyn

Date	Result	Opponent	Location
2/21	L, 4-5 (11)	Oklahoma State	Fayetteville
2/24	W, 8-2	Missouri Southern	Fayetteville
2/24	W, 7-4	Missouri Southern	Fayetteville
2/28	W, 25-5	Western Michigan	Lakeland, Fla.
3/1	W, 17-10	Eastern Michigan	Lakeland, Fla.
3/2	W, 7-5	Missouri	Lakeland, Fla.
3/3	L, 5-7	Eastern Michigan	Lakeland, Fla.
3/3	L, 6-8	Missouri	Lakeland, Fla.
3/4	L, 3-5	Florida Southern	Lakeland, Fla.
3/5	W, 13-3	Florida Southern	Lakeland, Fla.
3/6	W, 6-2	Eastern Michigan	Lakeland, Fla.
3/6	W, 9-8	Eastern Michigan	Lakeland, Fla.
3/7	W, 15-11	Western Michigan	Lakeland, Fla.
3/10	L, 3-6	Oral Roberts	Fayetteville
3/10	L, 6-11	Oral Roberts	Fayetteville
3/13	W, 4-1	TCU*	Fort Worth, Texas
3/14	L, 5-6	TCU*	Fort Worth, Texas
3/14	L, 5-6	TCU*	Fort Worth, Texas
3/16	W, 15-2	Missouri Western	Fayetteville
3/16	W, 10-0	Missouri Western	Fayetteville
3/17	W, 20-9	Southwest Baptist	Fayetteville

3/17	W, 8-3	Southwest Baptist	Fayetteville
3/20	W, 11-3	Baylor*	Fayetteville
3/21	W, 3-1	Baylor*	Fayetteville
3/21	W, 12-0	Baylor*	Fayetteville
3/27	W, 3-2	Rice*	Houston, Texas
3/28	L, 4-5	Rice*	Houston, Texas
3/28	L, 3-4	Rice*	Houston, Texas
4/3	W, 7-0	Texas*	Fayetteville
4/4	L, 4-5	Texas*	Fayetteville
4/4	L, 6-8	Texas*	Fayetteville
4/10	W, 4-0	Texas A&M*	College Station, Texas
4/11	L, 2-9	Texas A&M*	College Station, Texas
4/11	W, 19-6	Texas A&M*	College Station, Texas
4/17	L, 3-5	Houston*	Fayetteville
4/18	W, 15-4	Houston*	Fayetteville
4/18	W, 2-1	Houston*	Fayetteville
4/24	W, 13-4	Texas Tech*	Lubbock, Texas
4/25	W, 8-5	Texas Tech*	Lubbock, Texas
4/25	L, 5-7	Texas Tech*	Lubbock, Texas
4/27	W, 6-4	SMS	Fayetteville
4/27	L, 3-4	SMS	Fayetteville
4/29	L, 6-11	Mississippi St.	Greenville, Miss.
5/1	W, 8-6	Oral Roberts	Tulsa, Okla.
5/2	L, 1-5	Oral Roberts	Tulsa, Okla.
5/2	L, 2-8	Oral Roberts	Tulsa, Okla.
5/15	L, 2-7	Houston!	Austin, Texas
5/16	W, 5-4	Rice!	Austin, Texas
5/17	W, 9-3	Houston!	Austin, Texas
5/18	L, 1-11	Texas!	Austin, Texas

\* - SWC Game

! - SWC Tournament

## 1982 (40-15-2; 13-8 3rd SWC) Norm DeBriyn

Date	Result	Opponent	Location
2/20	W, 7-2	Missouri Southern	Fayetteville
2/20	W, 14-2	Missouri Southern	Fayetteville
2/26	W, 5-0	Northeastern (Okla.) St	Fayetteville
2/26	W, 7-1	Northeastern (Okla.) St	Fayetteville
3/2	L, 0-3	Southern Illinois	Fayetteville
3/2	W, 2-1	Southern Illinois	Fayetteville
3/7	W, 3-1	Northwest Missouri St	Fayetteville
3/7	W, 4-1	Northwest Missouri St	Fayetteville
3/8	W, 3-0	Northwest Missouri St	Fayetteville
3/8	T, 7-7	Northwest Missouri St	Fayetteville
3/9	W, 12-4	South Dakota	Fayetteville
3/9	W, 10-0	South Dakota	Fayetteville
3/13	W, 3-1	TCU*	Fayetteville
3/13	W, 2-1	TCU*	Fayetteville
3/13	W, 8-4	TCU*	Fayetteville
3/14	W, 11-1	Missouri Western	Fayetteville
3/15	W, 11-0	Missouri Western	Fayetteville
3/15	W, 7-0	Missouri Western	Fayetteville
3/16	W, 5-1	Evangel	Fayetteville
3/16	W, 4-1	Evangel	Fayetteville
3/17	W, 10-2	North Dakota State	Fayetteville
3/17	W, 10-1	North Dakota State	Fayetteville
3/19	W, 8-2	Baylor*	Waco, Texas
3/20	W, 8-7	Baylor*	Waco, Texas
3/20	L, 4-5 (10)	Baylor*	Waco, Texas
3/21	W, 5-3	Indiana	Fayetteville
3/26	T, 4-4 (11)	Rice*	Fayetteville
3/27	W, 2-1	Rice*	Fayetteville
3/27	W, 17-2	Rice*	Fayetteville
3/28	W, 6-1	Rice*	Fayetteville
4/2	W, 8-1	Texas*	Austin, Texas
4/3	L, 5-11	Texas*	Austin, Texas
4/3	L, 2-5	Texas*	Austin, Texas
4/9	W, 6-5	Texas A&M*	Fayetteville
4/10	L, 2-5	Texas A&M*	Fayetteville
4/10	W, 16-9	Texas A&M*	Fayetteville
4/11	W, 7-2	Ole Miss	Fayetteville
4/16	L, 3-7	Houston*	Houston, Texas
4/17	L, 0-2	Houston*	Houston, Texas
4/17	W, 1-0 (10)	Houston*	Houston, Texas
4/20	W, 9-8	SMS	Fayetteville
4/20	W, 6-2	SMS	Fayetteville
4/23	W, 7-6	Texas Tech*	Fayetteville
4/24	L, 3-4	Texas Tech*	Fayetteville
4/24	L, 8-11	Texas Tech*	Fayetteville
4/28	L, 7-8	Mississippi St.	Greenville, Miss.
4/30	W, 4-2	Dallas Baptist	Fayetteville
4/30	W, 6-1	Dallas Baptist	Fayetteville
5/1	L, 1-3	Dallas Baptist	Fayetteville
5/1	W, 7-2	Dallas Baptist	Fayetteville
5/8	W, 10-3	Oral Roberts	Fayetteville
5/8	L, 1-9	Oral Roberts	Fayetteville
5/9	L, 4-9	Oral Roberts	Tulsa, Okla.
5/9	W, 10-4	Oral Roberts	Tulsa, Okla.
5/14	W, 9-6	Houston!	College Station, Texas
5/15	L, 0-8	Texas!	College Station, Texas
5/16	L, 8-9	Houston!	College Station, Texas

\* - SWC Game

! - SWC Tournament

## 1983 (44-21; 13-8 2nd SWC) Norm DeBriyn

Date	Result	Opponent	Location
2/18	W, 8-7	Texas Wesleyan	Fayetteville
2/19	L, 0-2	Texas Wesleyan	Fayetteville
2/19	W, 11-5	Texas Wesleyan	Fayetteville
2/22	W, 19-3	Northeastern (Okla.) St	Fayetteville
2/25	W, 11-3	Missouri Southern	Fayetteville
2/25	W, 8-6	Missouri Southern	Fayetteville
2/26	W, 10-1	Southwest Baptist	Fayetteville
2/26	W, 8-2	Southwest Baptist	Fayetteville
3/1	L, 3-7	Southern Illinois	Fayetteville
3/1	W, 6-2	Southern Illinois	Fayetteville
3/5	L, 4-11	Oklahoma	Norman, Okla.
3/5	W, 14-3	Oklahoma	Norman, Okla.
3/6	W, 13-4	Oklahoma City	Oklahoma City, Okla.
3/6	W, 7-2	Oklahoma	Norman, Okla.
3/11	W, 8-5	Baylor*	Fayetteville
3/12	W, 5-3	Baylor*	Fayetteville
3/12	L, 2-3	Baylor*	Fayetteville
3/13	W, 12-1	Kansas State	Fayetteville
3/14	W, 9-4	Missouri Western	Fayetteville
3/14	W, 13-2	Missouri Western	Fayetteville
3/15	W, 7-5	Central Mo. State	Fayetteville
3/15	W, 5-0	Central Mo. State	Fayetteville
3/16	W, 12-3	Central Mo. State	Fayetteville
3/16	W, 8-1	Central Mo. State	Fayetteville
3/17	W, 5-0	Notre Dame	Fayetteville
3/19	L, 1-6	Rice*	Houston, Texas
3/19	L, 2-3 (12)	Rice*	Houston, Texas
3/20	W, 7-4 (10)	Rice*	Houston, Texas
3/27	L, 4-9	Texas*	Little Rock, Ark.
3/27	L, 1-6	Texas*	Little Rock, Ark.
3/27	L, 9-11	Texas*	Little Rock, Ark.
4/1	W, 10-8	Texas A&M*	College Station, Texas
4/2	W, 3-0	Texas A&M*	College Station, Texas
4/2	W, 10-9	Texas A&M*	College Station, Texas
4/3	W, 8-5	Minnesota	Fayetteville
4/10	W, 1-0	Houston*	Fayetteville
4/10	L, 8-12	Houston*	Fayetteville
4/11	W, 9-1	Houston*	Fayetteville
4/16	W, 7-1	Texas Tech*	Lubbock, Texas
4/16	W, 8-7	Texas Tech*	Lubbock, Texas
4/17	L, 9-10	Texas Tech*	Lubbock, Texas
4/19	W, 6-3	SMS	Springfield, Mo.
4/19	L, 2-3	SMS	Springfield, Mo.
4/23	W, 4-3	TCU*	Fort Worth, Texas
4/23	W, 10-5	TCU*	Fort Worth, Texas
4/24	W, 9-3	TCU*	Fort Worth, Texas
4/26	L, 2-9	Mississippi St.	Greenville, Miss.
4/27	W, 5-3	Mississippi State	Helena, Ark.
4/29	L, 9-19	Dallas Baptist	Fort Smith, Ark.
4/30	W, 8-4	Dallas Baptist	Fayetteville
4/30	W, 8-7	Dallas Baptist	Fayetteville
5/6	W, 6-3	Oral Roberts	Fayetteville
5/6	W, 11-3	Oral Roberts	Fayetteville
5/7	L, 3-8	Oral Roberts	Tulsa, Okla.
5/7	W, 4-1	Oral Roberts	Tulsa, Okla.
5/13	W, 4-3	Houston!	Austin, Texas
5/14	L, 2-9	Texas!	Austin, Texas
5/15	W, 9-7	Houston!	Austin, Texas
5/15	W, 5-4	Texas!	Austin, Texas
5/16	L, 0-14	Texas!	Austin, Texas
5/20	L, 3-5	Coastal Carolina	Fayetteville
5/21	L, 7-13	Coastal Carolina	Fayetteville
5/21	W, 6-4	Coastal Carolina	Fayetteville
5/26	L, 6-7	Oral Roberts+	Stillwater, Okla.
5/27	L, 3-6	Wichita State+	Stillwater, Okla.

\* - SWC Game

! - SWC Tournament

+ - NCAA Midwest Regional






3/17	W, 10-3	Baylor*	Waco, Texas
3/19	W, 8-2	Dallas Baptist	Fayetteville
3/20	L, 3-6	Dallas Baptist	Fayetteville
3/20	W, 3-0	Dallas Baptist	Fayetteville
3/21	W, 21-0	Southwest Baptist	Fayetteville
3/21	W, 33-4	Southwest Baptist	Fayetteville
3/22	W, 6-0	Eastern Illinois	Fayetteville
3/22	W, 16-2	Eastern Illinois	Fayetteville
3/23	W, 6-2	School of Ozarks	Fayetteville
3/25	W, 5-3	Rice*	Fayetteville
3/25	W, 6-3	Rice*	Fayetteville
3/26	L, 2-7	Rice*	Fayetteville
3/30	L, 2-5	Texas*	Austin, Texas
3/31	L, 5-7	Texas*	Austin, Texas
3/31	W, 13-4	Texas*	Austin, Texas
4/6	L, 8-10	Texas A&M*	Fayetteville
4/7	W, 1-0	Texas A&M*	Fayetteville
4/7	W, 4-0	Texas A&M*	Fayetteville
4/9	W, 12-1	Missouri Southern	Fayetteville
4/14	L, 5-6	Houston*	Houston, Texas
4/14	W, 17-4	Houston*	Houston, Texas
4/15	L, 3-4	Houston*	Houston, Texas
4/17	W, 9-5	SMS	Fayetteville
4/17	W, 5-1	SMS	Fayetteville
4/20	L, 6-8	Texas Tech*	Fayetteville
4/21	L, 8-9	Texas Tech*	Fayetteville
4/21	W, 9-7	Texas Tech*	Fayetteville
4/24	L, 8-9	Mississippi St.	Greenville, Miss.
4/25	W, 10-9 (10)	Mississippi St.	Little Rock, Ark.
4/28	W, 6-5	TCU*	Fayetteville
4/28	W, 8-5	TCU*	Fayetteville
4/29	W, 6-5 (10)	TCU*	Fayetteville
5/4	W, 13-1	Oral Roberts	Fayetteville
5/4	W, 12-4	Oral Roberts	Fayetteville
5/5	L, 8-9	Oral Roberts	Tulsa, Okla.
5/5	W, 3-1	Oral Roberts	Tulsa, Okla.
5/11	L, 1-8	Texas!	Austin, Texas
5/12	L, 1-8	Rice!	Austin, Texas

\* - SWC Game  
I - SWC Tournament

**1985 (51-15; 13-7 3rd SWC)  
Norm DeBriyn**

Date	Result	Opponent	Location
2/9	L, 2-5	Miami (Fla.)	Coral Gables, Fla.
2/9	L, 1-2	Miami (Fla.)	Coral Gables, Fla.
2/10	L, 0-4	Miami (Fla.)	Coral Gables, Fla.
2/16	W, 4-0	Oklahoma City	Fayetteville
2/16	W, 20-13	Oklahoma City	Fayetteville
2/17	W, 5-2	Oklahoma City	Fayetteville
2/22	W, 5-1	Kansas State	Fayetteville
2/25	W, 12-1	Missouri Southern	Fayetteville
2/25	W, 8-3	Missouri Southern	Fayetteville
3/1	W, 15-4	Lubbock Christian	Fayetteville
3/2	W, 15-1	Lubbock Christian	Fayetteville
3/2	W, 4-1	Lubbock Christian	Fayetteville
3/3	W, 11-3	Northwest Missouri St	Fayetteville
3/4	W, 18-8	Northwest Missouri St	Fayetteville
3/5	W, 15-6	Southeast Okla. St.	Fayetteville
3/8	W, 9-7	Indiana State	Fayetteville
3/9	W, 7-2	Indiana State	Fayetteville
3/9	W, 3-1	Indiana State	Fayetteville
3/17	W, 8-4	Rice*	Houston, Texas
3/17	L, 2-13	Rice*	Houston, Texas
3/18	W, 10-0	Missouri Western	Fayetteville
3/18	W, 4-0	Missouri Western	Fayetteville
3/19	W, 4-3	School of Ozarks	Fayetteville
3/19	W, 6-0	School of Ozarks	Fayetteville
3/22	W, 5-4	Texas*	Fayetteville



Jeff King was the heart of a dangerous Razorback lineup in the mid-1980s, finishing his career as the all-time leader in home runs, runs batted in, runs scored and total bases.

3/23	W, 2-1	Texas*	Fayetteville
3/23	L, 3-13	Texas*	Fayetteville
3/26	L, 1-3	Oklahoma St.	Stillwater, Okla.
3/29	L, 2-6	Texas A&M*	College Station, Texas
3/31	W, 6-4	Texas A&M*	College Station, Texas
3/31	W, 15-4	Texas A&M*	College Station, Texas
4/2	L, 6-14	Oklahoma State	Fayetteville
4/5	W, 16-12	Houston*	Fayetteville
4/6	W, 5-4	Houston*	Fayetteville
4/6	L, 9-10	Houston*	Fayetteville
4/12	W, 14-4	Texas Tech*	Lubbock, Texas
4/13	W, 14-11	Texas Tech*	Lubbock, Texas
4/13	W, 22-5	Texas Tech*	Lubbock, Texas
4/16	W, 6-5	SMS	Fayetteville
4/19	W, 19-7	TCU*	Fort Worth, Texas
4/20	L, 3-4	TCU*	Fort Worth, Texas
4/20	W, 12-6	TCU*	Fort Worth, Texas
4/26	L, 6-7	Baylor*	Fayetteville
4/27	W, 5-4	Baylor*	Fayetteville
4/27	L, 8-11	Baylor*	Fayetteville
4/30	L, 2-16	Mississippi St.	Greenville, Miss.
5/1	W, 13-1	Mississippi St.	Little Rock, Ark.
5/3	W, 10-4	Kansas	Fayetteville
5/4	W, 6-5	Kansas	Fayetteville
5/4	W, 6-2	Kansas	Fayetteville
5/6	W, 14-4	Oklahoma Christian	Fayetteville
5/9	W, 6-4	Oral Roberts	Fayetteville
5/10	W, 5-1	Oral Roberts	Fayetteville
5/11	W, 9-5	Oral Roberts	Tulsa, Okla.
5/15	W, 11-2	Louisiana-Lafayette!	Fayetteville
5/17	W, 6-4	Baylor!	Fayetteville
5/18	W, 9-5	Texas!	Fayetteville
5/19	W, 10-6	Texas!	Fayetteville
5/23	W, 20-13	Eastern Kentucky+	Tallahassee, Fla.
5/24	W, 13-9	George Mason+	Tallahassee, Fla.
5/25	W, 7-6	Florida State+	Tallahassee, Fla.
5/26	W, 7-5	Georgia Tech+	Tallahassee, Fla.
5/31	W, 1-0	South Carolina#	Omaha, Neb.
6/3	L, 4-5	Mississippi State#	Omaha, Neb.
6/6	W, 10-4	Stanford#	Omaha, Neb.
6/8	L, 7-8	Texas#	Omaha, Neb.

\* - SWC Game  
I - SWC Tournament  
+ - NCAA South II Regional  
# - College World Series

**1986 (43-17; 15-6 3rd SWC)  
Norm DeBriyn**

Date	Result	Opponent	Location
2/15	W, 10-0	North Texas	Fayetteville
2/15	W, 9-0	North Texas	Fayetteville
2/16	W, 26-1	North Texas	Fayetteville
2/20	L, 7-8	Kansas State	Fayetteville
2/22	L, 7-8	LSU	Baton Rouge, La.
2/23	W, 7-6	LSU	Baton Rouge, La.
2/24	L, 0-3	Tulane	New Orleans, La.
2/25	L, 3-5	Nicholls State	Thibodaux, La.
2/26	L, 3-5	La-Lafayette	Lafayette, La.
2/27	W, 12-2	Louisiana Tech	Ruston, La.
3/1	W, 6-2	Memphis	Little Rock, Ark.
3/8	W, 6-5 (10)	Wichita State	Fayetteville
3/9	L, 1-5	Indiana State	Fayetteville
3/9	W, 2-1	Indiana State	Fayetteville
3/10	W, 12-3	Indiana State	Fayetteville
3/11	W, 12-0	Missouri Western	Fayetteville
3/15	W, 6-0	Rice*	Fayetteville
3/15	W, 10-5	Rice*	Fayetteville
3/15	W, 15-7	Rice*	Fayetteville
3/16	W, 4-0	Iowa State	Fayetteville
3/17	W, 12-5	Western Illinois	Fayetteville
3/18	W, 7-2	Western Illinois	Fayetteville
3/19	W, 14-3	Wisconsin-Osh Kosh	Fayetteville
3/19	W, 4-3	Wisconsin-Osh Kosh	Fayetteville
3/21	L, 0-8	Texas*	Austin, Texas
3/22	W, 3-0	Texas*	Austin, Texas
3/22	L, 3-12	Texas*	Austin, Texas
3/23	W, 18-8	Evansville	Fayetteville
3/24	W, 4-0	Evansville	Fayetteville
3/25	W, 9-8	Evansville	Fayetteville
3/28	L, 0-6	Texas A&M*	Fayetteville
3/29	W, 10-0	Texas A&M*	Fayetteville
3/29	L, 2-5	Texas A&M*	Fayetteville
4/1	L, 9-11	Oklahoma State	Fayetteville
4/4	W, 15-6	Houston*	Houston, Texas
4/5	W, 3-2	Houston*	Houston, Texas
4/5	W, 10-6	Houston*	Houston, Texas
4/8	W, 6-2	SMS	Fayetteville
4/11	W, 20-3	Texas Tech*	Fayetteville
4/12	W, 9-4	Texas Tech*	Fayetteville
4/12	W, 8-3	Texas Tech*	Fayetteville
4/15	L, 7-8	Oklahoma State	Stillwater, Okla.
4/18	W, 13-3	TCU*	Fayetteville
4/20	W, 7-6	TCU*	Fayetteville
4/20	W, 6-5 (10)	TCU*	Fayetteville

4/21	W, 15-4	Northeastern (Okla.) St	Fayetteville
4/25	L, 8-10	Baylor*	Waco, Texas
4/26	L, 4-6	Baylor*	Waco, Texas
4/26	W, 10-7	Baylor*	Waco, Texas
4/30	W, 4-1	Missouri Southern	Fayetteville
5/2	W, 9-3	Murray State	Fayetteville
5/3	W, 3-2	Murray State	Fayetteville
5/8	W, 7-5	Oral Roberts	Fayetteville
5/9	W, 15-6	Oral Roberts	Tulsa, Okla.
5/11	W, 12-3	Wichita State	Wichita, Kan.
5/12	W, 9-8 (12)	Oral Roberts	Tulsa, Okla.
5/16	L, 0-4	Texas A&M!	College Station, Texas
5/22	W, 4-3	Oregon State+	Stillwater, Okla.
5/23	L, 0-2	Stanford+	Stillwater, Okla.
5/24	L, 0-1	Oregon State+	Stillwater, Okla.

\* - SWC Game  
I - SWC Tournament  
+ - NCAA Midwest Regional

**1987 (51-16-1; 17-4 2nd SWC)  
Norm DeBriyn**

Date	Result	Opponent	Location
2/14	W, 3-1	Memphis	Memphis, Tenn.
2/14	L, 2-2	Memphis	Memphis, Tenn.
2/21	W, 21-5	Memphis	Fayetteville
2/22	W, 14-7	Memphis	Fayetteville
2/23	W, 4-3	Missouri Southern	Fayetteville
2/23	W, 13-10	Missouri Southern	Fayetteville
2/25	L, 4-6	Hawaii Pacific	Honolulu, Hawaii
2/26	W, 10-7	Hawaii Pacific	Honolulu, Hawaii
2/27	L, 4-8	Hawaii	Honolulu, Hawaii
2/28	L, 5-6 (10)	Hawaii	Honolulu, Hawaii
3/1	W, 9-7 (10)	Hawaii	Honolulu, Hawaii
3/2	W, 7-4	Hawaii	Honolulu, Hawaii
3/6	L, 3-4	Kansas State	Fayetteville
3/7	W, 12-7	Kansas State	Fayetteville
3/8	W, 13-4	North Texas	Fayetteville
3/9	W, 13-3	Lubbock Christian	Fayetteville
3/10	W, 20-10	Saint Louis	Fayetteville
3/11	W, 9-0	Saint Louis	Fayetteville
3/11	W, 15-5	Saint Louis	Fayetteville
3/13	W, 10-3	Northern Iowa	Fayetteville
3/14	W, 8-3	Western Kentucky	Fayetteville
3/15	W, 5-2	Western Kentucky	Fayetteville
3/15	L, 5-11	Washington State	Fayetteville
3/20	W, 17-10	Texas A&M*	College Station, Texas
3/21	W, 8-2	Texas A&M*	College Station, Texas
3/21	W, 7-3	Texas A&M*	College Station, Texas
3/25	L, 1-8	Oklahoma State	Stillwater, Okla.
3/27	L, 3-4	Houston*	Fayetteville
3/28	W, 10-3	Houston*	Fayetteville
3/28	W, 12-6	Houston*	Fayetteville
3/31	W, 11-2	Missouri-St. Louis	Fayetteville
3/31	W, 14-2	Missouri-St. Louis	Fayetteville
4/3	W, 2-0	Texas Tech*	Lubbock, Texas
4/4	W, 8-6	Texas Tech*	Lubbock, Texas
4/4	W, 9-0	Texas Tech*	Lubbock, Texas
4/7	W, 16-2	Evangel	Fayetteville
4/10	W, 9-7	TCU*	Fort Worth, Texas
4/11	L, 6-7	TCU*	Fort Worth, Texas
4/11	W, 13-7	TCU*	Fort Worth, Texas
4/15	W, 12-11	Oklahoma	Fayetteville
4/17	W, 5-3	Baylor*	Fayetteville
4/18	W, 8-0	Baylor*	Fayetteville
4/18	W, 6-5	Baylor*	Fayetteville
4/20	W, 12-1	School of Ozarks	Fayetteville
4/21	W, 9-8	Oklahoma State	Fayetteville
4/24	W, 4-3	Rice*	Houston, Texas
4/25	W, 5-1	Rice*	Houston, Texas
4/25	W, 3-0	Rice*	Houston, Texas
4/28	W, 14-10	Southeast Okla. State	Fayetteville
4/29	W, 20-5	Missouri Southern	Fayetteville
5/1	L, 5-9	Texas*	Fayetteville
5/2	W, 9-3	Texas*	Fayetteville
5/2	L, 1-4	Texas*	Fayetteville
5/7	W, 14-4	Oral Roberts	Fayetteville
5/8	W, 17-5	Oral Roberts	Fayetteville
5/10	L, 2-10	Oral Roberts	Tulsa, Okla.
5/10	L, 11-12 (10)	Missouri	Columbia, Mo.
5/15	W, 4-3	Texas A&M!	Austin, Texas
5/17	L, 3-10	Texas!	Austin, Texas
5/17	W, 14-9	Houston!	Austin, Texas
5/18	L, 2-3	Texas!	Austin, Texas
5/22	W, 10-7	Middle Tenn.+	Huntsville, Ala.
5/22	W, 7-2	West Virginia+	Huntsville, Ala.
5/23	W, 6-5 (10)	Clemson+	Huntsville, Ala.
5/24	W, 4-2	Clemson+	Huntsville, Ala.
5/30	L, 6-13	Texas#	Omaha, Neb.
5/31	W, 5-4	Georgia#	Omaha, Neb.
6/3	L, 2-5	LSU#	Omaha, Neb.

\* - SWC Game  
I - SWC Tournament  
+ - NCAA Midwest Regional

**1988 (39-23; 12-9 3rd SWC)  
Norm DeBriyn**

Date	Result	Opponent	Location
2/13	W, 12-4	Missouri Southern	Fayetteville
2/14	W, 17-5	Missouri Southern	Fayetteville
2/18	L, 11-12	Arizona	Tucson, Ariz.
2/19	L, 3-4	Arizona	Tucson, Ariz.
2/20	W, 7-2	Arizona	Tucson, Ariz.
2/27	W, 12-3	Kansas	Fayetteville
2/27	W, 19-4	Kansas	Fayetteville
2/28	W, 5-3	Kansas	Fayetteville
3/4	W, 8-7	Kansas State	Fayetteville
3/5	W, 9-5	Kansas State	Fayetteville
3/6	W, 10-1	North Texas	Fayetteville
3/7	W, 5-4	North Texas	Fayetteville
3/7	W, 6-5	North Texas	Fayetteville
3/9	W, 9-0	Benedictine	Fayetteville
3/12	L, 9-11	Indiana State	Fayetteville
3/12	L, 9-13	Indiana State	Fayetteville
3/13	W, 7-4	Nebraska	Fayetteville
3/13	L, 5-8	Nebraska	Fayetteville
3/16	W, 16-3	Wisconsin-Osh Kosh	Fayetteville
3/18	W, 4-2	Louisiana Tech	Shreveport, La.
3/19	L, 4-5	Oklahoma State	Shreveport, La.
3/20	W, 12-2	Cenatary	Shreveport, La.
3/21	W, 6-0	Northern Iowa	Fayetteville
3/22	W, 17-0	Northern Iowa	Fayetteville
3/22	W, 15-2	Northern Iowa	Fayetteville
3/23	W, 13-5	Texas Wesleyan	Fayetteville
3/25	W, 5-0	Texas A&M*	Fayetteville
3/26	L, 1-6	Texas A&M*	Fayetteville
3/26	L, 6-8	Texas A&M*	Fayetteville
3/28	L, 2-9	Dallas Baptist	Fayetteville
4/1	L, 6-8	Houston*	Houston, Texas
4/2	W, 16-7	Houston*	Houston, Texas
4/2	L, 5-6 (10)	Houston*	Houston, Texas
4/5	W, 13-8	Evangel	Fayetteville
4/8	W, 7-6 (10)	Texas Tech*	Fayetteville
4/9	L, 8-11	Texas Tech*	Fayetteville
4/9	W, 5-4	Texas Tech*	Fayetteville
4/11	W, 6-5	Oklahoma State	Stillwater, Okla.
4/12	L, 3-11	Oklahoma	Norman, Okla.
4/15	W, 3-2	TCU*	Fayetteville
4/16	L, 1-3	TCU*	Fayetteville
4/16	W, 3-2	TCU*	Fayetteville
4/18	W, 16-3	Southwest Baptist	Fayetteville
4/22	W, 4-2	Baylor*	Waco, Texas
4/23	L, 5-7	Baylor*	Waco, Texas
4/23	W, 11-10	Baylor*	Waco, Texas
4/25	W, 10-5	Southeastern St.	Fayetteville



# || ALL-TIME RESULTS

3/21	W, 12-1	Southwest Baptist	Fayetteville
3/22	W, 14-5	School of Ozarks	Fayetteville
3/22	W, 10-0	School of Ozarks	Fayetteville
3/24	W, 10-1	Houston*	Fayetteville
3/25	W, 3-0	Houston*	Fayetteville
3/25	W, 8-3	Houston*	Fayetteville
3/27	W, 11-3	St. Olaf	Fayetteville
3/31	W, 12-0	Texas Tech*	Lubbock, Texas
4/1	W, 3-2	Texas Tech*	Lubbock, Texas
4/1	W, 6-5	Texas Tech*	Lubbock, Texas
4/4	W, 10-4	Oklahoma State	Stillwater, Okla.
4/5	W, 6-4	Evangel	Fayetteville
4/7	W, 5-4	TCU*	Fort Worth, Texas
4/8	W, 8-6	TCU*	Fort Worth, Texas
4/8	W, 11-3	TCU*	Fort Worth, Texas
4/9	W, 11-1	Southeastern (Okla.) St	Fayetteville
4/10	L, 8-10	Dallas Baptist	Fayetteville
4/11	W, 7-4	Missouri	Columbia, Mo.
4/14	W, 8-4	Baylor*	Fayetteville
4/15	W, 9-1	Baylor*	Fayetteville
4/15	W, 10-3	Baylor*	Fayetteville
4/19	W, 9-8	Northeastern (Okla.) St	Fayetteville
4/21	W, 10-2	Rice*	Houston, Texas
4/22	L, 1-3	Rice*	Houston, Texas
4/22	W, 8-4	Rice*	Houston, Texas
4/26	L, 2-3	Oklahoma	Fayetteville
4/28	L, 4-5	Texas*	Fayetteville
4/29	W, 8-4	Texas*	Fayetteville
4/29	W, 14-7	Texas*	Fayetteville
4/30	W, 9-4	Kansas State	Fayetteville
5/1	L, 2-7	Kansas A&M*	Fayetteville
5/5	W, 11-9 (16)	Texas A&M*	College Station, Texas
5/6	L, 2-3	Texas A&M*	College Station, Texas
5/7	L, 0-9	Texas A&M*	College Station, Texas
5/10	W, 10-6	Oklahoma State	Fayetteville
5/18	L, 3-8	Texas!	College Station, Texas
5/19	W, 5-4	Houston!	College Station, Texas
5/20	L, 1-9	Texas!	College Station, Texas
5/25	L, 5-7	Le Moyne+	Waterbury, Conn.
5/26	W, 8-2	George Wa.+	Waterbury, Conn.
5/28	W, 9-2	Illinois+	Waterbury, Conn.
5/29	W, 1-0	Arizona St.+	Waterbury, Conn.
5/29	W, 6-5	Le Moyne+	Waterbury, Conn.
6/2	L, 1-3	Wichita State#	Omaha, Neb.
6/4	W, 7-3	North Carolina#	Omaha, Neb.
6/6	L, 4-8	Wichita State#	Omaha, Neb.

\* - SWC Game  
 ! - SWC Tournament  
 + - NCAA Midwest Regional  
 # - College World Series

### 1990 (47-15; 16-5 1st SWC) Norm DeBriyn

Date	Result	Opponent	Location
2/16	W, 12-6	Missouri Southern	Fayetteville
2/17	W, 2-1	Kansas State	Fayetteville
2/17	W, 5-1	Kansas State	Fayetteville
2/18	L, 4-5	Kansas State	Fayetteville
2/24	L, 4-10	Kansas	Fayetteville
2/25	W, 3-2	Kansas	Fayetteville
3/2	W, 12-11	SMS	Fayetteville
3/3	W, 14-4	Saint Louis	Fayetteville
3/3	W, 10-7	Saint Louis	Fayetteville
3/4	W, 9-1	Northwood Inst.	Fayetteville
3/8	W, 17-9	Northwest Mo. St.	Fayetteville
3/9	W, 8-1	Wisconsin	Fayetteville
3/9	L, 4-6	Wisconsin	Fayetteville
3/10	W, 9-0	Wisconsin	Fayetteville
3/10	W, 16-2	Wisconsin	Fayetteville

3/12	W, 5-1	George Washington	Fresno, Calif.
3/13	L, 5-6	BYU	Fresno, Calif.
3/14	W, 7-4	Gonzaga	Fresno, Calif.
3/15	W, 14-0	Maine	Fresno, Calif.
3/16	W, 9-2	Eastern Michigan	Fresno, Calif.
3/17	W, 6-4	Fresno State	Fresno, Calif.
3/19	W, 7-5	Wisconsin-Osh Kosh	Fayetteville
3/20	W, 13-2	Wisconsin-Osh Kosh	Fayetteville
3/21	W, 6-3	Louisiana Tech	Fayetteville
3/21	W, 4-1	Louisiana Tech	Fayetteville
3/23	W, 6-1	Houston*	Houston, Texas
3/24	W, 6-4	Houston*	Houston, Texas
3/24	L, 0-6	Houston*	Houston, Texas
3/27	W, 8-3	Evangel	Fayetteville
3/30	W, 6-5	Texas Tech*	Fayetteville
3/31	W, 7-6	Texas Tech*	Fayetteville
3/31	W, 12-4	Texas Tech*	Fayetteville
4/1	W, 4-2	Indiana State	Fayetteville
4/4	L, 1-5	School of Ozarks	Fayetteville
4/6	W, 10-3	TCU*	Fayetteville
4/7	W, 4-3	TCU*	Fayetteville
4/7	W, 7-3	TCU*	Fayetteville
4/8	W, 9-5	Centenary	Fayetteville
4/13	W, 13-3	Baylor*	Waco, Texas
4/14	L, 1-2	Baylor*	Waco, Texas
4/14	W, 3-2	Baylor*	Waco, Texas
4/16	W, 10-6	Dallas Baptist	Fayetteville
4/17	W, 12-5	Northeastern State	Fayetteville
4/18	W, 7-2	SMS	Fayetteville
4/20	W, 9-1	Rice*	Fayetteville
4/21	L, 1-2 (11)	Rice*	Fayetteville
4/21	W, 6-5	Rice*	Fayetteville
4/23	W, 10-3	Oral Roberts	Fayetteville
4/24	W, 7-5	Oklahoma St.	Stillwater, Okla.
4/27	W, 13-11	Texas*	Austin, Texas
4/28	L, 3-4	Texas*	Austin, Texas
4/28	W, 6-5	Texas*	Austin, Texas
5/5	L, 3-4	Texas A&M*	Fayetteville
5/5	W, 6-2	Texas A&M*	Fayetteville
5/6	W, 13-4	Texas A&M*	Fayetteville
5/12	W, 6-4	Wichita State	Wichita, Kan.
5/13	L, 0-3	Wichita State	Wichita, Kan.
5/17	W, 7-5	Rice!	Wichita, Kan.
5/18	L, 4-11	Texas!	Austin, Texas
5/19	L, 1-7	Houston!	Austin, Texas
5/25	L, 5-8	Fordham+	Wichita, Kan.
5/26	L, 6-7	Wichita State+	Wichita, Kan.

\* - SWC Game  
 ! - SWC Tournament Game  
 + - NCAA Midwest Regional

### 1991 (40-22; 10-11 T-4th SWC) Norm DeBriyn

Date	Result	Opponent	Location
2/12	W, 6-2	Northeastern (Okla.) St	Fayetteville
2/15	W, 7-5	Missouri Southern	Fayetteville
2/16	L, 0-6	Kansas State	Fayetteville
2/16	W, 3-2	Kansas State	Fayetteville
2/17	W, 3-2 (10)	Kansas State	Fayetteville
2/19	W, 15-5	School of Ozarks	Fayetteville
2/21	W, 2-1	Oral Roberts	Fayetteville
2/22	W, 8-1	Kansas	Fayetteville
2/23	W, 6-5	Kansas	Fayetteville
2/24	W, 17-3	Kansas	Fayetteville
2/27	W, 12-2	Hawaii Pacific	Honolulu, Hawaii
2/28	W, 5-4	Hawaii Pacific	Honolulu, Hawaii
3/1	L, 3-9	Hawaii	Honolulu, Hawaii
3/2	W, 17-9	Hawaii	Honolulu, Hawaii
3/2	L, 1-2	Hawaii	Honolulu, Hawaii

3/6	W, 4-3	Nebraska	Fayetteville
3/6	L, 3-5	Nebraska	Fayetteville
3/8	L, 3-4	Rice*	Houston, Texas
3/9	W, 8-4	Rice*	Houston, Texas
3/9	L, 8-9	Rice*	Houston, Texas
3/11	W, 6-5	Eastern Michigan	Fayetteville
3/12	W, 12-4	Eastern Michigan	Fayetteville
3/13	W, 7-5	Northwest Missouri St	Fayetteville
3/14	W, 8-3	New Mexico St.	Shreveport, La
3/15	L, 2-3	New Orleans	Shreveport, La
3/16	L, 2-11	La-Lafayette	Shreveport, La
3/17	W, 7-3	Centenary	Shreveport, La
3/18	W, 3-0	Wisconsin-Osh Kosh	Fayetteville
3/19	L, 5-9	Oklahoma State	Stillwater, Okla
3/20	W, 11-2	Oklahoma	Norman, Okla
3/22	L, 3-9	Texas A&M*	College Station, Texas
3/23	L, 0-2	Texas A&M*	College Station, Texas
3/23	W, 7-4	Texas A&M*	College Station, Texas
3/27	W, 14-2	Lamar	Fayetteville
3/28	W, 6-5	Lamar	Fayetteville
3/29	L, 3-4	Houston*	Fayetteville
3/30	W, 6-2	Houston*	Fayetteville
3/30	L, 5-6	Houston*	Fayetteville
4/2	W, 10-0	Evangel	Fayetteville
4/5	L, 1-4	Texas Tech*	Lubbock, Texas
4/6	W, 18-10	Texas Tech*	Lubbock, Texas
4/6	W, 6-2	Texas Tech*	Lubbock, Texas
4/8	W, 6-2	Central Oklahoma	Fayetteville
4/9	W, 9-4	Oklahoma State	Fayetteville
4/12	L, 1-4	TCU*	Fort Worth, Texas
4/13	W, 12-2	TCU*	Fort Worth, Texas
4/14	W, 12-6	TCU*	Fort Worth, Texas
4/16	L, 3-11	Missouri	Columbia, Mo.
4/19	W, 13-5	Baylor*	Fayetteville
4/20	W, 7-6	Baylor*	Fayetteville
4/20	L, 6-7	Baylor*	Fayetteville
4/22	L, 4-7	Dallas Baptist	Fayetteville
4/24	W, 1-0	SMS	Fayetteville
4/26	L, 3-7	Indiana State	Terre Haute, Ind.
4/27	W, 6-5	Indiana State	Terre Haute, Ind.
4/27	W, 8-3	Indiana State	Terre Haute, Ind.
4/30	L, 4-6	SMS	Springfield, Mo.
5/3	L, 2-4	Texas*	Fayetteville
5/4	L, 2-3	Texas*	Fayetteville
5/4	W, 4-2	Texas*	Fayetteville
5/11	W, 10-1	Wichita State	Fayetteville
5/12	W, 6-5	Wichita State	Fayetteville

\* - SWC Game

### 1992 (31-26; 10-13 3rd SEC West) Norm DeBriyn

Date	Result	Opponent	Location
2/14	W, 12-1	Missouri Southern	Fayetteville
2/15	L, 13-18	Kansas State	Fayetteville
2/15	W, 13-0	Kansas State	Fayetteville
2/16	W, 19-9	Kansas State	Fayetteville
2/21	W, 13-5	Kansas	Fayetteville
2/22	L, 4-7	Kansas	Fayetteville
2/23	L, 1-4	Kansas	Fayetteville
2/28	W, 9-1	Central Missouri St	Fayetteville
2/29	W, 6-5 (11)	Northwestern State	Fayetteville
3/1	W, 7-2	Northwestern State	Fayetteville
3/4	W, 15-8	SMS	Fayetteville
3/6	W, 14-3	Illinois State	Fayetteville
3/7	W, 6-5 (10)	Illinois State	Fayetteville
3/8	W, 15-4	Illinois State	Fayetteville
3/12	L, 1-6	Gonzaga	Seattle, Wash.
3/13	L, 4-8	Washington State	Seattle, Wash.
3/14	W, 1-0	Tennessee	Seattle, Wash.
3/15	W, 8-1	Pacific Lutheran	Seattle, Wash.
3/16	L, 7-11	Kansas State	Manhattan, Kan.
3/17	L, 5-6	Kansas	Lawrence, Kan.
3/18	L, 2-3	Wisconsin-Osh Kosh	Fayetteville
3/21	W, 1-0	Georgia*	Athens, Ga.
3/21	W, 5-3	Georgia*	Athens, Ga.
3/25	L, 3-5	Oral Roberts	Fayetteville
3/26	W, 13-3	School of Ozarks	Fayetteville
3/28	W, 8-3	South Carolina*	Fayetteville
3/28	W, 7-2	South Carolina*	Fayetteville
3/29	L, 11-20	South Carolina*	Fayetteville
3/30	W, 10-0	Evangel	Fayetteville
3/31	L, 4-7	Oklahoma State	Fayetteville
4/4	L, 6-14	Kentucky*	Lexington, Ky.
4/4	W, 10-9	Kentucky*	Lexington, Ky.
4/5	L, 7-10	Kentucky*	Lexington, Ky.
4/7	W, 5-4	Wichita State	Wichita, Kan.
4/8	L, 4-22	Wichita State	Wichita, Kan.
4/11	W, 9-7	Auburn*	Fayetteville
4/11	W, 4-1	Auburn*	Fayetteville
4/12	L, 4-14	Auburn*	Fayetteville
4/14	W, 6-5	Northeastern St.	Fayetteville
4/18	L, 2-12	LSU*	Baton Rouge, La.
4/18	L, 4-12	LSU*	Baton Rouge, La.
4/19	L, 4-8	LSU*	Baton Rouge, La.

4/21	W, 9-8 (10)	Centenary	Fayetteville
4/23	W, 13-3	Dallas Baptist	Fayetteville
4/25	L, 0-2	Mississippi State*	Starkville, Miss.
4/25	L, 2-3	Mississippi St.*	Starkville, Miss.
4/26	L, 6-7	Mississippi St.*	Starkville, Miss.
4/30	W, 12-10	SMS	Springfield, Mo.
5/2	L, 2-11	Alabama*	Fayetteville
5/2	L, 3-4	Alabama*	Fayetteville
5/3	W, 7-3	Alabama*	Fayetteville
5/9	L, 4-8	Ole Miss*	Fayetteville
5/9	W, 15-3	Ole Miss*	Fayetteville
5/10	W, 10-0	Ole Miss*	Fayetteville
5/13	W, 8-6	S. Carolina!	New Orleans, La.
5/14	L, 1-8	LSU!	New Orleans, La.
5/15	L, 5-9	S. Carolina!	New Orleans, La.

\* - SEC Game

! - SEC Tournament (New Orleans, La.)

### 1993 (33-26; 11-16 4th SEC West) Norm DeBriyn

Date	Result	Opponent	Location
2/13	W, 17-1	Missouri Southern	Fayetteville
2/14	W, 10-5	Missouri Southern	Fayetteville
2/21	W, 10-1	Kansas State	Fayetteville
2/22	W, 21-5	Southwest Baptist	Fayetteville
2/27	L, 1-3	Kansas	Fayetteville
2/27	W, 6-4	Kansas	Fayetteville
2/28	W, 9-2	Kansas	Fayetteville
3/5	W, 11-4	Minnesota	Minneapolis, Minn.
3/6	L, 2-3	Ga Tech	Minneapolis, Minn.
3/7	L, 5-6	Cal St Fullerton	Minneapolis, Minn.
3/13	W, 8-3	Eastern Illinois	Fayetteville
3/14	W, 8-7	Eastern Illinois	Fayetteville
3/14	W, 7-1	Eastern Illinois	Fayetteville
3/15	L, 3-6	Memphis	Memphis, Tenn.
3/17	L, 7-8	Memphis	Memphis, Tenn.
3/20	W, 12-2	Northern Illinois	Fayetteville
3/21	W, 11-3	Northern Illinois	Fayetteville
3/21	W, 11-5	Northern Illinois	Fayetteville
3/23	W, 8-0	Oklahoma	Fayetteville
3/24	W, 8-4	SMS	Fayetteville
3/25	W, 5-2	Northeastern St.	Fayetteville
3/27	W, 7-2	Georgia*	Fayetteville
3/27	W, 11-1	Georgia*	Fayetteville
3/28	W, 5-4 (10)	Georgia*	Fayetteville
3/30	W, 4-3	Wichita State	Fayetteville
3/31	W, 13-5	Oral Roberts	Fayetteville
4/3	L, 11-18	South Carolina*	Columbia, S.C.
4/3	L, 1-8	South Carolina*	Columbia, S.C.
4/4	L, 3-5	South Carolina*	Columbia, S.C.
4/5	L, 1-9	Wichita State	Wichita, Kan.
4/9	W, 1-0	Kentucky*	Fayetteville
4/10	L, 3-9	Kentucky*	Fayetteville
4/10	W, 8-4	Kentucky*	Fayetteville
4/17	W, 8-7	Auburn*	Auburn, Ala.
4/17	L, 1-6	Auburn*	Auburn, Ala.
4/18	L, 3-8	Auburn*	Auburn, Ala.
4/19	W, 4-1	Oklahoma State	Fayetteville
4/20	W, 16-1	Oral Roberts	Tulsa, Okla.
4/21	L, 7-9	Northeastern (Okla.) St	Fayetteville
4/24	L, 0-3	LSU*	Fayetteville
4/24	L, 2-4	LSU*	Fayetteville
4/25	L, 2-8	LSU*	Fayetteville
4/26	L, 1-4	Oklahoma State	Stillwater, Okla.
4/28	L, 10-11	SMS	Springfield, Mo.
5/1	L, 3-5	Mississippi State*	Fayetteville
5/1	L, 4-6	Mississippi State*	Fayetteville
5/2	W, 8-3	Mississippi State*	Fayetteville
5/8	L, 2-4	Alabama*	Tuscaloosa, Ala.
5/8	W, 8-1	Alabama*	Tuscaloosa, Ala.
5/9	L, 1-10	Alabama*	Tuscaloosa, Ala.
5/12	W, 5-1	Lamar	Fayetteville
5/13	W, 12-10	Lamar	Fayetteville
5/13	L, 7-14	Lamar	Fayetteville
5/15	W, 8-7	Ole Miss*	Oxford, Miss.
5/15	W, 5-1	Ole Miss*	Oxford, Miss.
5/16	L,		





2/25	W, 22-4	Kansas State	Fayetteville
2/26	L, 10-11	Kansas State	Fayetteville
2/27	W, 4-1	Kansas State	Fayetteville
3/2	W, 10-3	Missouri Southern	Fayetteville
3/4	W, 13-6	Southeastern (Okla.) State	Fayetteville
3/5	W, 11-5	Centenary	Fayetteville
3/6	W, 13-1	Centenary	Fayetteville
3/11	W, 4-2	Southern Miss	Fayetteville
3/12	W, 16-9	Southern Miss	Fayetteville
3/13	L, 8-9 (10)	Southern Miss	Fayetteville
3/15	W, 10-5	Oklahoma State	Fayetteville
3/16	W, 7-1	Memphis	Fayetteville
3/17	W, 6-3	Memphis	Fayetteville
3/19	L, 3-9	UNLV	Las Vegas, Nev.
3/20	L, 4-7 (11)	UNLV	Las Vegas, Nev.
3/21	L, 7-8	UNLV	Las Vegas, Nev.
3/23	W, 13-9	Oklahoma State	Stillwater, Okla.
3/25	L, 4-8	Tennessee*	Fayetteville
3/26	L, 11-12 (10)	Tennessee*	Fayetteville
3/27	W, 17-11	Tennessee*	Fayetteville
3/30	L, 7-8	Oral Roberts	Tulsa, Okla.
3/31	W, 7-4	Oral Roberts	Fayetteville
4/1	W, 6-0	Vanderbilt*	Nashville, Tenn.
4/2	W, 12-7	Vanderbilt*	Nashville, Tenn.
4/3	W, 7-5	Vanderbilt*	Nashville, Tenn.
4/6	L, 2-11	Oklahoma	Norman, Okla.
4/8	L, 2-5	Florida*	Gainesville, Fla.
4/9	L, 7-8	Florida*	Gainesville, Fla.
4/10	L, 2-3 (11)	Florida*	Gainesville, Fla.
4/12	L, 1-3	Oral Roberts	Tulsa, Okla.
4/15	W, 7-6	Auburn*	Fayetteville
4/16	L, 3-6	Auburn*	Fayetteville
4/17	W, 10-0	Auburn*	Fayetteville
4/19	W, 16-7	SMS	Springfield, Mo.
4/20	L, 2-12	Oral Roberts	Fayetteville
4/23	L, 3-11	LSU*	Baton Rouge, La.
4/23	L, 4-16	LSU*	Baton Rouge, La.
4/24	W, 6-5	LSU*	Baton Rouge, La.
4/27	W, 4-0	Northeastern (Okla.) State	Fayetteville
4/29	L, 9-10	Mississippi St.*	Starkville, Miss.
4/30	W, 12-11	Mississippi St.*	Starkville, Miss.
5/1	W, 14-4	Mississippi St.*	Starkville, Miss.
5/6	W, 6-5	Alabama*	Fayetteville
5/7	W, 14-6	Alabama*	Fayetteville
5/8	W, 7-3	Alabama*	Fayetteville
5/13	L, 6-12	Ole Miss*	Fayetteville
5/14	L, 2-7	Ole Miss*	Fayetteville
5/15	W, 8-5	Ole Miss*	Fayetteville
5/19	L, 1-3	Auburn!	Oxford, Miss.
5/20	L, 4-6	LSU!	Oxford, Miss.

\* - SEC Game  
! - SEC Western Division Tournament

**1995 (38-23; 13-15 5th SEC West)**  
**Norm DeBriyn**

Date	Result	Opponent	Location
2/10	W, 5-4	Missouri Southern	Fayetteville
2/17	W, 12-10	Kansas	Fayetteville
2/18	W, 8-2	Kansas	Fayetteville
2/19	W, 8-6	Kansas	Fayetteville
2/21	W, 10-1	Southwest Baptist	Fayetteville
2/24	W, 8-5	Evansville	Fayetteville
2/25	W, 6-5	Evansville	Fayetteville
2/26	L, 2-3	Evansville	Fayetteville
3/4	W, 9-7	TCU	Fayetteville
3/5	W, 8-4	TCU	Fayetteville
3/5	W, 3-2	TCU	Fayetteville
3/8	W, 9-8	Central Missouri St	Fayetteville
3/10	W, 10-1	Southern Miss.	Hattiesburg, Miss.
3/11	L, 3-4 (12)	Southern Miss.	Hattiesburg, Miss.
3/12	W, 8-2	Southern Miss.	Hattiesburg, Miss.
3/15	W, 7-4	Wisconsin-Osh Kosh	Fayetteville
3/17	W, 5-4	Oregon State	San Jose, Calif.
3/17	W, 10-3	Santa Clara	San Jose, Calif.
3/18	W, 12-8	San Jose State	San Jose, Calif.
3/19	W, 7-4	San Jose State	San Jose, Calif.
3/20	L, 6-18	Oklahoma State	Stillwater, Okla.
3/21	W, 7-0	Oral Roberts	Tulsa, Okla.
3/22	L, 9-22	Oklahoma State	Fayetteville
3/24	L, 0-7	Tennessee*	Knoxville, Tenn.
3/25	L, 4-5 (12)	Tennessee*	Knoxville, Tenn.
3/26	L, 4-5	Tennessee*	Knoxville, Tenn.
3/29	W, 11-0	Northeastern (Okla.) St	Fayetteville
3/31	W, 10-7	Vanderbilt*	Fayetteville
4/1	W, 15-5	Vanderbilt*	Fayetteville
4/2	L, 6-7 (10)	Vanderbilt*	Fayetteville
4/4	W, 8-2 (11)	Oral Roberts	Tulsa, Okla.
4/5	L, 1-5	Wichita State	Wichita, Kan.
4/7	W, 5-4	Florida*	Fayetteville
4/8	W, 13-5	Florida*	Fayetteville
4/9	L, 2-5	Florida*	Fayetteville
4/12	W, 10-6	Southeast Mo. St.	Fayetteville
4/14	L, 1-7	Auburn*	Auburn, Ala.
4/15	L, 1-3	Auburn*	Auburn, Ala.

4/16	L, 7-11	Auburn*	Auburn, Ala.
4/21	L, 3-10	LSU*	Fayetteville
4/23	L, 7-13	LSU*	Fayetteville
4/23	W, 5-3	LSU*	Fayetteville
4/25	L, 0-5	Oral Roberts	Tulsa, Okla.
4/26	W, 9-1	Oral Roberts	Fayetteville
4/28	W, 16-1	Mississippi State*	Fayetteville
4/29	W, 10-9	Mississippi State*	Fayetteville
4/30	W, 12-7	Mississippi State*	Fayetteville
5/2	W, 5-2	Northwestern State	Fayetteville
5/5	W, 12-4	Alabama*	Tuscaloosa, Ala.
5/6	W, 9-3	Alabama*	Tuscaloosa, Ala.
5/7	L, 4-7	Alabama*	Tuscaloosa, Ala.
5/12	L, 1-3	Ole Miss*	Oxford, Miss.
5/13	L, 2-11	Ole Miss*	Oxford, Miss.
5/14	W, 5-4	Ole Miss*	Oxford, Miss.
5/15	W, 1-0	Memphis	Memphis, Tenn.
5/18	W, 5-2	Ole Miss!	Starkville, Miss.
5/19	W, 5-2	Alabama!	Starkville, Miss.
5/20	L, 7-8	Alabama!	Starkville, Miss.
5/21	L, 6-7	LSU!	Starkville, Miss.
5/27	L, 3-10	Stanford+	Wichita, Kan.
5/28	L, 10-14	Texas Tech+	Wichita, Kan.

\* - SEC Game  
! - SEC Western Division Tournament (Starkville, Miss.)  
+ - NCAA Midwest I Regional

**1996 (39-20; 15-15 4th SEC West)**  
**Norm DeBriyn**

Date	Result	Opponent	Location
2/7	W, 15-2	Missouri Southern	Fayetteville
2/10	W, 9-6	Texas-San Antonio	San Antonio, Texas
2/10	W, 10-7	Texas-San Antonio	San Antonio, Texas
2/11	W, 18-1	Texas-San Antonio	San Antonio, Texas
2/13	W, 11-9	Oklahoma City	Fayetteville
2/16	W, 13-6	N. Western St.	Natchitoches, La.
2/17	W, 14-5	N. Western St.	Natchitoches, La.
2/18	W, 10-5	N. Western St.	Natchitoches, La.
2/20	W, 19-7	Oral Roberts	Fayetteville
2/21	W, 6-0	SMS	Springfield, Mo.
2/23	W, 7-6 (10)	Kansas State	Fayetteville
2/24	W, 9-5	Kansas State	Fayetteville
2/25	W, 11-3	Kansas State	Fayetteville
2/27	W, 9-8	Oklahoma	Fayetteville
3/1	W, 14-0	Iowa State	Fayetteville
3/2	W, 21-5	Iowa State	Fayetteville
3/3	W, 12-2	Iowa State	Fayetteville
3/5	W, 10-5	Pittsburg State	Fayetteville
3/9	L, 3-9	Tennessee*	Fayetteville
3/9	L, 3-4	Tennessee*	Fayetteville
3/10	W, 15-3	Tennessee*	Fayetteville
3/13	W, 5-0	Wichita State	Fayetteville
3/15	L, 2-5	Vanderbilt*	Fayetteville
3/16	W, 6-3	Vanderbilt*	Fayetteville
3/17	W, 16-11	Vanderbilt*	Fayetteville
3/18	L, 3-8	Kansas	Lawrence, Kan.
3/23	W, 16-9	Kentucky*	Lexington, Ky.
3/23	L, 5-6	Kentucky*	Lexington, Ky.
3/24	W, 7-5	Kentucky*	Lexington, Ky.
3/26	W, 8-3	Southeast Mo. St.	Fayetteville
3/29	W, 8-1	South Carolina*	Fayetteville
3/30	W, 2-1	South Carolina*	Fayetteville
3/31	L, 2-13	South Carolina*	Fayetteville
4/2	W, 3-2	Oral Roberts	Tulsa, Okla.
4/5	L, 3-7	Georgia*	Athens, Ga.
4/6	W, 4-3	Georgia*	Athens, Ga.
4/7	L, 6-7	Georgia*	Athens, Ga.
4/10	L, 7-8 (10)	Oral Roberts	Tulsa, Okla.
4/13	W, 9-2	Auburn*	Fayetteville
4/13	W, 9-6	Auburn*	Fayetteville
4/14	L, 2-4	Auburn*	Fayetteville
4/16	W, 4-2	Missouri Southern	Fayetteville
4/19	W, 3-2	LSU*	Baton Rouge, La.
4/20	L, 4-11	LSU*	Baton Rouge, La.
4/21	L, 4-9	LSU*	Baton Rouge, La.
4/24	W, 18-5	Oral Roberts	Fayetteville
4/26	L, 6-8	Mississippi St.*	Starkville, Miss.
4/27	W, 6-2	Mississippi St.*	Starkville, Miss.
4/28	L, 6-10	Mississippi St.*	Starkville, Miss.
5/1	W, 7-3	Northeastern (Okla.) St	Fayetteville
5/3	W, 9-3	Alabama*	Fayetteville
5/4	L, 3-7	Alabama*	Fayetteville
5/5	L, 2-3	Alabama*	Fayetteville
5/10	W, 18-4	Ole Miss*	Oxford, Miss.
5/11	L, 2-3	Ole Miss*	Oxford, Miss.
5/12	W, 8-3	Ole Miss*	Oxford, Miss.
5/15	L, 5-7	Kentucky!	Birmingham, Ala.
5/23	L, 5-6	Oklahoma St.+	Lubbock, Texas
5/24	L, 5-15	Southern Cal+	Lubbock, Texas

\* - SEC Game  
! - SEC Tournament (Birmingham, Ala.)  
+ - NCAA Central II Regional


**1997 (36-20; 15-14 5th SEC West)**  
**Norm DeBriyn**

Date	Result	Opponent	Location
2/9	W, 10-6	Louisiana-Monroe	Fayetteville
2/11	W, 24-1	Missouri Southern	Fayetteville
2/14	W, 26-6	Iowa	Arlington, Texas
2/15	L, 6-7	Kansas State	Arlington, Texas
2/16	W, 11-1	Texas-Arlington	Arlington, Texas
2/19	W, 14-6	Oklahoma City	Fayetteville
2/22	W, 8-4	Texas-San Antonio	Fayetteville
2/22	W, 13-5	Texas-San Antonio	Fayetteville
2/23	L, 2-7	Texas-San Antonio	Fayetteville
2/28	W, 6-4	Navy	Millington, Texas
2/28	L, 5-8	Notre Dame	Millington, Texas
3/4	W, 22-6	Central Mo. State	Fayetteville
3/7	L, 3-5	Tennessee*	Knoxville, Tenn.
3/8	L, 10-13	Tennessee*	Knoxville, Tenn.
3/9	L, 12-13	Tennessee*	Knoxville, Tenn.
3/10	W, 21-11	Iowa State	Fayetteville
3/14	W, 13-4	Vanderbilt*	Nashville, Tenn.
3/15	L, 10-13 (12)	Vanderbilt*	Nashville, Tenn.
3/16	W, 18-5	Vanderbilt*	Nashville, Tenn.
3/18	W, 8-5	Kansas	Fayetteville
3/19	L, 2-8	Kansas	Fayetteville
3/21	L, 5-11	Kentucky*	Fayetteville
3/22	W, 9-8 (10)	Kentucky*	Fayetteville
3/23	W, 11-4	Kentucky*	Fayetteville
3/25	W, 5-4	Northwestern State	Fayetteville
3/26	W, 13-8	Northwestern State	Fayetteville
3/28	W, 11-8	South Carolina*	Columbia, S.C.
3/29	L, 9-14	South Carolina*	Columbia, S.C.
3/30	W, 30-7	South Carolina*	Columbia, S.C.
4/1	W, 4-3	Missouri	Fayetteville
4/2	W, 12-8	Missouri Southern	Fayetteville
4/5	W, 11-2	Georgia*	Fayetteville
4/5	W, 15-6	Georgia*	Fayetteville
4/6	W, 17-8	Georgia*	Fayetteville
4/9	W, 8-0	Louisiana Tech	Fayetteville
4/9	W, 3-2	Louisiana Tech	Fayetteville
4/11	W, 14-13 (10)	Ole Miss*	Fayetteville
4/12	W, 12-7	Ole Miss*	Fayetteville
4/13	W, 8-6	Ole Miss*	Fayetteville
4/15	W, 8-6	Missouri	Columbia, Mo.
4/16	W, 24-3	Northeastern St.	Fayetteville
4/18	L, 4-11	Auburn*	Auburn, Ala.
4/19	W, 9-5	Auburn*	Auburn, Ala.
4/20	L, 3-12	Auburn*	Auburn, Ala.
4/22	W, 11-6	Oral Roberts	Tulsa, Okla.
4/23	W, 15-5	Oral Roberts	Fayetteville
4/25	L, 10-11	Alabama*	Tuscaloosa, Ala.
4/26	L, 2-13	Alabama*	Tuscaloosa, Ala.
4/29	L, 7-9 (10)	Wichita State	Wichita, Kan.
5/2	L, 8-13	LSU*	Fayetteville
5/3	L, 5-11	LSU*	Fayetteville
5/4	W, 16-1	LSU*	Fayetteville
5/9	W, 8-5	Mississippi State*	Fayetteville
5/10	L, 5-13	Mississippi State*	Fayetteville
5/11	L, 10-17	Mississippi State*	Fayetteville
5/14	L, 3-7	Auburn!	Columbus, Ga.

\* - SEC Game  
! - SEC Tournament (Columbus, Ga.)

**1998 (38-21; 13-14 5th SEC West)**  
**Norm DeBriyn**

Date	Result	Opponent	Location
2/11	W, 24-5	Missouri Southern	Fayetteville
2/14	W, 4-1	Texas-San Antonio	San Antonio, Texas
2/15	W, 10-5	Texas-San Antonio	San Antonio, Texas
2/18	W, 13-4	Pittsburg State	Fayetteville
2/20	W, 16-0	Eastern Illinois	Fayetteville
2/21	L, 4-5	Eastern Illinois	Fayetteville
2/22	W, 8-1	Eastern Illinois	Fayetteville
2/23	W, 20-2	Southwest Baptist	Fayetteville
2/24	L, 2-4	SMS	Fayetteville
2/27	W, 9-0	Tulane	New Orleans, La.
2/28	W, 6-5 (10)	LSU	New Orleans, La.
3/1	L, 6-13	New Orleans	New Orleans, La.
3/4	W, 9-6	Oklahoma City	Fayetteville
3/6	W, 11-1	South Carolina*	Fayetteville
3/8	W, 17-16	South Carolina*	Fayetteville
3/10	W, 9-1	Baylor	Fayetteville
3/13	W, 5-3	Vanderbilt*	Fayetteville
3/14	W, 10-4	Vanderbilt*	Fayetteville
3/15	L, 4-9	Vanderbilt*	Fayetteville
3/18	W, 12-7	Kansas	Lawrence, Kan.
3/20	L, 5-9	LSU*	Baton Rouge, La.
3/21	L, 3-6	LSU*	Baton Rouge, La.
3/22	L, 6-27	LSU*	Baton Rouge, La.
3/24	W, 4-2	Central Michigan	Fayetteville
3/25	W, 7-2	Central Michigan	Fayetteville
3/27	W, 12-10	Ole Miss*	Oxford, Miss.
3/28	W, 16-8	Ole Miss*	Oxford, Miss.
3/29	L, 10-13	Ole Miss*	Oxford, Miss.



Ryan Lundquist is Arkansas' single-season home run leader, hitting 24 homers during the 1997 campaign.

3/31	W, 19-8	Louisiana Tech	Fayetteville
4/1	L, 3-7	Oklahoma State	Tulsa, Okla.
4/3	W, 11-8	Alabama*	Fayetteville
4/4	L, 1-9	Alabama*	Fayetteville
4/5	L, 3-5	Alabama*	Fayetteville
4/7	W, 5-3	Long Beach State	Fayetteville
4/8	W, 12-9	Long Beach State	Fayetteville
4/10	L, 2-11	Auburn*	Fayetteville
4/11	L, 5-6	Auburn*	Fayetteville
4/12	W, 4-2	Auburn*	Fayetteville
4/15	W, 19-7	Oral Roberts	Fayetteville
4/17	W, 11-8	Tennessee*	Knoxville, Tenn.
4/21	W, 11-2	Missouri Southern	Fayetteville
4/22	W, 8-5	Oral Roberts	Tulsa, Okla.
4/24	W, 17-1	Kentucky*	Lexington, Ky.
4/25	L, 5-15	Kentucky*	Lexington, Ky.
4/26	L, 3-4	Kentucky*	Lexington, Ky.
4/28	W, 16-5	Wichita State	Fayetteville
5/1	L, 6-7	Florida*	Fayetteville
5/2	L, 9-13	Florida*	Fayetteville
5/3	W, 4-3	Florida*	Fayetteville
5/8	W, 14-10 (10)	Mississippi St.*	Starkville, Miss.
5/9	L, 3-17	Mississippi St.*	Starkville, Miss.
5/10</			



# || ALL-TIME RESULTS

4/6	L, 3-6	UCLA	Fayetteville
4/7	L, 4-5	UCLA	Fayetteville
4/9	W, 15-2	Kentucky*	Fayetteville
4/10	W, 10-1	Kentucky*	Fayetteville
4/11	W, 9-5	Kentucky*	Fayetteville
4/14	W, 15-6	Oral Roberts	Tulsa, Okla.
4/16	L, 5-6	Vanderbilt*	Nashville, Tenn.
4/17	W, 5-2	Vanderbilt*	Nashville, Tenn.
4/18	W, 10-7	Vanderbilt*	Nashville, Tenn.
4/21	L, 5-12	Oral Roberts	Fayetteville
4/23	L, 3-8	Alabama*	Tuscaloosa, Ala.
4/24	L, 8-15	Alabama*	Tuscaloosa, Ala.
4/25	L, 8-9	Alabama*	Tuscaloosa, Ala.
4/27	L, 4-5 (14)	Wichita State	Wichita, Kan.
4/30	W, 6-4	Mississippi State*	Fayetteville
5/1	W, 7-4	Mississippi State*	Fayetteville
5/2	W, 7-5	Mississippi State*	Fayetteville
5/7	W, 8-1	Ole Miss*	Fayetteville
5/8	W, 9-4	Ole Miss*	Fayetteville
5/9	W, 7-4	Ole Miss*	Fayetteville
5/14	W, 8-2	South Carolina*	Columbia, S.C.
5/15	L, 6-16	South Carolina*	Columbia, S.C.
5/16	W, 13-5	South Carolina*	Columbia, S.C.
5/19	W, 6-4	Kentucky!	Hoover, Ala.
5/20	L, 2-3 (11)	Auburn!	Hoover, Ala.
5/21	W, 9-8	LSU!	Hoover, Ala.
5/22	W, 9-5	Auburn!	Hoover, Ala.
5/22	W, 9-6	Auburn!	Hoover, Ala.
5/23	L, 3-9	Alabama!	Hoover, Ala.
5/28	W, 10-6	Delaware+	Fayetteville
5/29	L, 8-9 (10)	SMS+	Fayetteville
5/29	L, 4-12	Clemson+	Fayetteville

\* - SEC Game

! - SEC Tournament (Hoover, Ala.)

+ - NCAA Fayetteville Regional

## 2000 (24-30; 8-20 6th SEC West) Norm DeBriyn

Date	Result	Opponent	Location
2/5	W, 18-5	Missouri Southern	Fayetteville
2/11	W, 4-3	Southeast Mo. St.	Fayetteville
2/12	W, 3-1	Southeast Mo. St.	Fayetteville
2/13	L, 7-8	Southeast Mo. St.	Fayetteville
2/18	W, 1-0	Washington St.	Arlington, Texas
2/19	L, 5-8	Texas-Arlington	Arlington, Texas
2/20	L, 2-13	Nebraska	Arlington, Texas
2/22	W, 7-3	Oklahoma City	Fayetteville
2/25	L, 8-9	Long Beach State	Fayetteville
2/26	L, 3-16	Long Beach State	Fayetteville
2/27	L, 6-8	Long Beach State	Fayetteville
2/29	W, 7-6 (10)	Centenary	Fayetteville
3/1	W, 21-9	Centenary	Fayetteville
3/4	W, 15-5	Miami (Ohio)	Fayetteville
3/5	W, 5-1	Miami (Ohio)	Fayetteville
3/7	W, 7-4	Saint Louis	Fayetteville
3/8	W, 14-4	Saint Louis	Fayetteville
3/10	W, 10-5	Tennessee*	Knoxville, Tenn.
3/11	W, 14-5	Tennessee*	Knoxville, Tenn.
3/12	L, 0-14	Tennessee*	Knoxville, Tenn.
3/14	L, 4-10	Nebraska	Fayetteville
3/15	L, 3-10	Nebraska	Fayetteville
3/17	L, 6-11	Auburn*	Fayetteville
3/18	L, 7-10	Auburn*	Fayetteville
3/19	L, 11-21	Auburn*	Fayetteville
3/21	W, 10-8	Oklahoma State	Stillwater, Okla.
3/22	W, 10-3	Kansas	Lawrence, Kan.
3/24	L, 7-8 (11)	Florida*	Fayetteville



Cliff Lee was a fourth-round draft pick in 2000 by the Montreal Expos. The left-hander won the 2008 American League Cy Young Award with the Cleveland Indians and was a four-time All-Star for the Indians and the Philadelphia Phillies.

3/25	L, 7-8 (10)	Florida*	Fayetteville
3/26	L, 4-7	Florida*	Fayetteville
3/28	L, 1-2	Oklahoma State	Fayetteville
3/31	L, 2-3	Mississippi St.*	Starkville, Miss.
4/7	L, 3-12	LSU*	Baton Rouge, La.
4/8	L, 5-12	LSU*	Baton Rouge, La.
4/9	L, 11-17	LSU*	Baton Rouge, La.
4/11	W, 5-4	Oral Roberts	Tulsa, Okla.
4/14	L, 5-6	Alabama*	Fayetteville
4/15	L, 7-8	Alabama*	Fayetteville
4/16	L, 8-9	Alabama*	Fayetteville
4/18	L, 4-8	Oral Roberts	Fayetteville
4/21	L, 2-10	Georgia*	Athens, Ga.
4/22	L, 8-14	Georgia*	Athens, Ga.
4/23	L, 5-15	Georgia*	Athens, Ga.
4/25	W, 15-14	Wichita State	Wichita, Kan.
4/28	L, 6-7	Kentucky*	Fayetteville
4/29	W, 12-10	Kentucky*	Fayetteville
4/30	W, 8-5	Kentucky*	Fayetteville
5/2	W, 7-2	SMS	Fayetteville
5/5	L, 2-8	South Carolina*	Fayetteville
5/6	W, 11-10	South Carolina*	Fayetteville
5/7	W, 9-3	South Carolina*	Fayetteville
5/12	W, 6-1	Ole Miss*	Oxford, Miss.
5/13	L, 5-12	Ole Miss*	Oxford, Miss.
5/14	W, 8-1	Ole Miss*	Oxford, Miss.

\* - SEC Game

## 2001 (27-29; 11-19 6th SEC West) Norm DeBriyn

Date	Result	Opponent	Location
2/4	W, 25-6	Missouri Southern	Fayetteville
2/9	L, 6-7	Texas-San Antonio	San Antonio, Texas
2/10	L, 2-4	Texas-San Antonio	San Antonio, Texas
2/11	W, 4-1	Texas-San Antonio	San Antonio, Texas
2/17	W, 12-4	Long Beach State	Fayetteville
2/18	W, 6-3	Long Beach State	Fayetteville
2/21	W, 14-4	Oklahoma City	Fayetteville
2/23	W, 6-2	Eastern Illinois	Fayetteville
2/25	W, 10-4	Eastern Illinois	Fayetteville
2/25	W, 17-4	Eastern Illinois	Fayetteville
2/27	L, 4-8	Northwestern State	Fayetteville
3/2	L, 0-6	Minnesota	Minneapolis, Minn.
3/3	W, 6-4	San Diego St.	Minneapolis, Minn.
3/4	L, 2-8	Miami (Fla.)	Minneapolis, Minn.
3/6	L, 1-4	Evansville	Fayetteville
3/7	W, 5-1	Evansville	Fayetteville
3/9	L, 5-16	South Carolina*	Columbia, S.C.
3/10	L, 4-7	South Carolina*	Columbia, S.C.
3/11	L, 3-9	South Carolina*	Columbia, S.C.
3/13	L, 0-5	Wichita State	Wichita, Kan.
3/16	W, 8-5	Georgia*	Fayetteville
3/17	W, 20-3	Georgia*	Fayetteville
3/18	L, 6-7	Georgia*	Fayetteville
3/20	W, 2-0	Kansas State	Shreveport, La.
3/20	L, 1-12	Louisiana Tech	Shreveport, La.
3/21	W, 5-0	Centenary	Shreveport, La.
3/23	L, 4-7	Florida*	Gainesville, Fla.
3/24	L, 4-8	Florida*	Gainesville, Fla.
3/25	L, 1-4	Florida*	Gainesville, Fla.
3/27	W, 6-5	Kansas	Fayetteville
3/30	W, 6-5	Mississippi State*	Fayetteville
3/31	L, 3-9	Mississippi State*	Fayetteville
4/1	L, 2-10	Mississippi State*	Fayetteville
4/3	L, 9-10	SMS	Springfield, Mo.
4/6	W, 3-2	Ole Miss*	Fayetteville
4/7	L, 6-11	Ole Miss*	Fayetteville



Dave Van Horn became the Razorbacks' fourth head coach since 1950 when he was hired prior to the 2003 season. Since taking over at the helm, Van Horn has led Arkansas to 839 overall wins and seven College World Series appearances.

4/8	W, 10-3	Ole Miss*	Fayetteville
4/10	W, 5-4	Oklahoma	Norman, Okla.
4/13	L, 1-10	Auburn*	Auburn, Ala.
4/14	L, 4-11	Auburn*	Auburn, Ala.
4/15	L, 5-10	Auburn*	Auburn, Ala.
4/17	W, 4-2	Oral Roberts	Tulsa, Okla.
4/20	L, 7-8	Tennessee*	Knoxville, Tenn.
4/21	L, 3-6	Tennessee*	Knoxville, Tenn.
4/22	W, 14-1	Tennessee*	Knoxville, Tenn.
4/24	L, 5-6	Oklahoma State	Tulsa, Okla.
4/27	L, 4-5	Kentucky*	Lexington, Ky.
4/28	W, 16-11	Kentucky*	Lexington, Ky.
4/29	W, 9-5	Kentucky*	Lexington, Ky.
5/1	W, 10-0	Oral Roberts	Fayetteville
5/4	W, 8-1	LSU*	Fayetteville
5/5	W, 5-4	LSU*	Fayetteville
5/6	W, 4-3	LSU*	Fayetteville
5/11	L, 6-11	Alabama*	Tuscaloosa, Ala.
5/12	L, 9-10	Alabama*	Tuscaloosa, Ala.
5/13	L, 6-8	Alabama*	Tuscaloosa, Ala.

\* - SEC Game

## 2002 (35-28; 13-14 5th SEC West) Norm DeBriyn

Date	Result	Opponent	Location
2/11	W, 13-1	Missouri Southern	Fayetteville
2/12	W, 5-4	Oklahoma City	Fayetteville
2/15	W, 18-1	Air Force	Arlington, Texas
2/16	L, 2-3	SMS	Arlington, Texas
2/17	W, 7-1	Texas-Arlington	Arlington, Texas
2/22	L, 1-7	Long Beach St.	Long Beach, Calif.
2/23	L, 0-4	Long Beach St.	Long Beach, Calif.
2/24	W, 5-3	Long Beach St.	Long Beach, Calif.
2/27	W, 7-1	Missouri Valley	Fayetteville
3/5	W, 10-1	SMS	Fayetteville
3/8	W, 5-2	McNeese State	Fayetteville
3/9	L, 9-14	McNeese State	Fayetteville
3/10	L, 1-4	McNeese State	Fayetteville
3/12	L, 1-7	Oklahoma	Norman, Okla.
3/15	L, 3-10	Georgia*	Athens, Ga.
3/16	L, 4-8	Georgia*	Athens, Ga.
3/17	W, 16-12 (10)	Georgia*	Athens, Ga.
3/19	W, 11-10	Missouri	Columbia, Mo.
3/20	W, 6-4	Saint Louis	St. Louis, Mo.
3/22	L, 5-9	Alabama*	Fayetteville
3/23	W, 10-0	Alabama*	Fayetteville
3/24	L, 1-4	Alabama*	Fayetteville
3/26	W, 16-4	Centenary	Fayetteville
3/27	W, 10-2	Centenary	Fayetteville
3/30	L, 3-4	Vanderbilt*	Nashville, Tenn.
4/3	W, 7-4	SMS	Springfield, Mo.
4/5	W, 7-4	South Carolina*	Fayetteville
4/6	W, 8-7 (15)	South Carolina*	Fayetteville
4/9	W, 9-6	Oklahoma	Fayetteville
4/12	L, 4-17	Mississippi St.*	Starkville, Miss.
4/13	W, 7-3	Mississippi St.*	Starkville, Miss.
4/14	L, 4-6	Mississippi St.*	Starkville, Miss.
4/16	W, 14-0	Oral Roberts	Tulsa, Okla.
4/17	W, 5-1	Pittsburg State	Fayetteville
4/19	L, 9-14	Tennessee*	Fayetteville
4/20	W, 7-6 (12)	Tennessee*	Fayetteville
4/21	W, 9-2	Tennessee*	Fayetteville
4/23	L, 2-3	Wichita State	Fayetteville
4/26	L, 0-3	LSU*	Baton Rouge, La.
4/27	L, 0-8	LSU*	Baton Rouge, La.
4/28	L, 5-13	LSU*	Baton Rouge, La.
4/30	W, 6-3	Oral Roberts	Fayetteville
5/1	L, 7-10	SMS	Fayetteville
5/3	W, 5-1	Kentucky*	Fayetteville

5/4	L, 2-5	Kentucky*	Fayetteville
5/5	L, 0-1	Kentucky*	Fayetteville
5/10	W, 5-4	Ole Miss*	Oxford, Miss.
5/11	W, 11-5	Ole Miss*	Oxford, Miss.
5/12	W, 10-8	Ole Miss*	Oxford, Miss.
5/14	L, 1-5	Southeast Mo. St.	Fayetteville
5/15	L, 4-5	Southeast Mo. St.	Fayetteville
5/17	W, 18-5	Auburn*	Fayetteville
5/18	L, 3-7	Auburn*	Fayetteville
5/19	W, 4-1	Auburn*	Fayetteville
5/22	L, 1-10	South Carolina!	Hoover, Ala.
5/23	W, 7-3	Auburn!	Hoover, Ala.
5/24	L, 1-4	South Carolina!	Hoover, Ala.
5/31	W, 8-5	Oklahoma+	Wichita, Kan.
6/1	W, 7-6	Oral Roberts+	Wichita, Kan.
6/2	W, 11-6	Oral Roberts+	Wichita, Kan.
6/7	W, 9-6	Clemson\$	Clemson, S.C.
6/8	L, 7-8	Clemson\$	Clemson, S.C.
6/9	L, 4-7	Clemson\$	Clemson, S.C.

\* - SEC Game

! - SEC Tournament (Hoover, Ala.)

+ - NCAA Wichita Regional

\$ - NCAA Clemson Super Regional

## 2003 (35-22; 14-16 6th SEC West) Dave Van Horn

Date	Result	Opponent	Location
2/11	W, 9-5	Creighton	Fayetteville
2/14	W, 5-1	Eastern Illinois	Fayetteville
2/15	W, 17-3	Eastern Illinois	Fayetteville
2/21	W, 8-1	Navy	Memphis, Tenn.
2/23	W, 10-9	Memphis	Memphis, Tenn.
3/1	W, 8-7 (11)	Illinois-Chicago	Fayetteville
3/1	W, 6-4	Illinois-Chicago	Fayetteville
3/2	W, 13-2	Illinois-Chicago	Fayetteville
3/4	W, 6-2	Western Michigan	Fayetteville
3/5	W, 4-3	Western Michigan	Fayetteville
3/7	L, 8-9	Kansas State	Manhattan, Kan.
3/9	W, 12-4	Kansas State	Fayetteville
3/10	W, 4-3	Kansas State	Fayetteville
3/10	W, 18-5	Kansas State	Fayetteville
3/11	W, 2-1	Kansas	Fayetteville
3/14	L, 2-7	South Carolina*	Columbia, S.C.
3/16	W, 2-1	South Carolina*	Columbia, S.C.
3/16	W, 4-1	South Carolina*	Columbia, S.C.
3/19	W, 14-9	Centenary	Shreveport, La.
3/19	W, 19-7	Louisiana Tech	Shreveport, La.
3/21	L, 3-4 (10)	Mississippi State*	Fayetteville
3/22	L, 3-8	Mississippi State*	Fayetteville
3/23	L, 1-5	Mississippi State*	Fayetteville
3/25	W, 5-4	SMS	Fayetteville
3/28	W, 9-2	Kentucky*	Lexington, Ky.
3/29	W, 2-1	Kentucky*	Lexington, Ky.
3/30	W, 10-9	Kentucky*	Lexington, Ky.
4/1	W, 9-3	Oral Roberts	Fayetteville
4/4	W, 9-4	Georgia*	Fayetteville
4/5	W, 14-3	Georgia*	Fayetteville
4/6	L, 4-10	Georgia*	Fayetteville
4/11	L, 4-6	Vanderbilt*	Fayetteville
4/12	W, 17-7	Vanderbilt*	Fayetteville
4/13	W, 8-5	Vanderbilt*	Fayetteville
4/15	W, 8-2	Oral Roberts	Tulsa, Okla.
4/18	W, 9-7	Auburn*	Auburn, Ala.
4/19	W, 11-6	Auburn*	Auburn, Ala.
4/20	L, 2-5	Auburn*	Auburn, Ala.
4/22	L, 5-6 (10)	Wichita State	Wichita, Kan.
4/25	L, 2-10	Alabama*	Tuscaloosa, Ala.
4/26	L, 3-6	Alabama*	Tuscaloosa, Ala.
4/27	L, 2-14	Alabama*	Tuscaloosa, Ala.





Scott Hode hit .293 with seven home runs and a team-leading 53 RBI to lead Arkansas to the College World Series in 2004.

4/29	W, 7-3	Missouri Southern	Fayetteville
5/2	L, 2-5	Ole Miss*	Fayetteville
5/3	W, 7-6	Ole Miss*	Fayetteville
5/4	W, 6-3	Ole Miss*	Fayetteville
5/9	L, 0-1 (12)	Tennessee*	Knoxville, Tenn.
5/10	L, 1-8	Tennessee*	Knoxville, Tenn.
5/11	L, 3-4 (11)	Tennessee*	Knoxville, Tenn.
5/16	L, 3-11	LSU*	Fayetteville
5/17	W, 6-5 (10)	LSU*	Fayetteville
5/18	L, 2-6	LSU*	Fayetteville
5/22	L, 4-5	LSU!	Hoover, Ala.
5/23	L, 7-8 (11)	Ole Miss!	Hoover, Ala.
5/30	L, 2-3	Lamar+	Austin, Texas
5/31	W, 10-7	Bucknell+	Austin, Texas
5/31	L, 6-7 (11)	Lamar+	Austin, Texas

\* - SEC Game

! - SEC Tournament (Hoover, Ala.)

+ - NCAA Austin Regional

**2004 (45-24; 19-11 SEC Champs)**  
**Dave Van Horn**

Date	Result	Opponent	Location
2/13	W, 2-0	Louisiana Tech	Fayetteville
2/14	W, 22-2	Louisiana Tech	Fayetteville
2/15	W, 13-2	Louisiana Tech	Fayetteville
2/20	W, 14-7	St. John's	Fayetteville
2/21	W, 6-5	St. John's	Fayetteville
2/22	W, 14-3	St. John's	Fayetteville
2/24	W, 7-1	McNeese State	Fayetteville
2/25	W, 7-2	McNeese State	Fayetteville
2/27	L, 1-3	New Mexico	College Station, Texas
2/27	L, 5-7	Texas A&M	College Station, Texas
2/28	W, 13-3	New Mexico	College Station, Texas
2/28	W, 6-4	Texas A&M	College Station, Texas
2/29	L, 7-9	Texas A&M	College Station, Texas
2/29	W, 5-2	New Mexico	College Station, Texas
3/6	L, 1-4	Texas-Pan Am	Edinburg, Texas
3/7	L, 4-11	Texas-Pan Am	Edinburg, Texas
3/12	W, 4-3	Illinois-Chicago	Fayetteville
3/14	L, 1-9	Illinois-Chicago	Fayetteville
3/16	W, 10-9	Centenary	Fayetteville
3/17	W, 15-3	Centenary	Fayetteville
3/19	L, 1-11	Florida*	Gainesville, Fla.
3/20	W, 8-2	Florida*	Gainesville, Fla.
3/21	L, 6-7 (10)	Florida*	Gainesville, Fla.
3/26	W, 5-3	South Carolina*	Fayetteville
3/27	W, 5-4	South Carolina*	Fayetteville
3/28	L, 2-10	South Carolina*	Fayetteville
3/30	W, 10-4	Wichita State	Fayetteville
4/2	L, 3-6	Alabama*	Fayetteville
4/3	W, 7-2	Alabama*	Fayetteville
4/4	W, 11-6	Alabama*	Fayetteville
4/6	L, 5-6 (16)	SMS	Fayetteville
4/9	W, 11-8	LSU*	Baton Rouge, La.
4/10	W, 11-10	LSU*	Baton Rouge, La.
4/11	W, 7-5	LSU*	Baton Rouge, La.
4/13	L, 4-6	Oral Roberts	Fayetteville
4/16	W, 6-3	Vanderbilt*	Nashville, Tenn.
4/17	W, 9-4	Vanderbilt*	Nashville, Tenn.
4/18	L, 8-14	Vanderbilt*	Nashville, Tenn.
4/20	W, 5-2	Oklahoma State	Fayetteville
4/23	W, 9-4	Kentucky*	Fayetteville
4/24	W, 5-4	Kentucky*	Fayetteville
4/25	W, 11-10	Kentucky*	Fayetteville
4/27	W, 8-4	Oral Roberts	Tulsa, Okla.
4/30	L, 3-9	Tennessee*	Fayetteville
5/1	W, 4-1	Tennessee*	Fayetteville
5/2	W, 5-3	Tennessee*	Fayetteville
5/7	L, 0-1	Ole Miss*	Oxford, Miss.
5/8	W, 3-1	Ole Miss*	Oxford, Miss.

5/9	L, 3-5	Ole Miss*	Oxford, Miss.
5/11	W, 13-2	Texas-Pan American	Fayetteville
5/15	L, 2-3	Mississippi State*	Starkville, Miss.
5/16	L, 4-5	Mississippi State*	Starkville, Miss.
5/16	W, 4-2	Mississippi State*	Starkville, Miss.
5/21	W, 9-7	Auburn*	Fayetteville
5/22	L, 4-7	Auburn*	Fayetteville
5/23	W, 15-3	Auburn*	Fayetteville
5/26	L, 6-8	Tennessee!	Hoover, Ala.
5/27	W, 4-3	Ole Miss!	Hoover, Ala.
5/28	W, 4-1	Tennessee!	Hoover, Ala.
5/29	L, 2-3	South Carolina!	Hoover, Ala.
6/4	W, 4-1	Le Moyne+	Fayetteville
6/5	L, 1-4	Wichita State+	Fayetteville
6/5	W, 10-7	Missouri+	Fayetteville
6/6	W, 11-9	Wichita State+	Fayetteville
6/6	W, 4-3	Wichita State+	Fayetteville
6/11	W, 7-5	Florida State\$	Fayetteville
6/12	W, 4-2	Florida State\$	Fayetteville
6/18	L, 2-13	Texas#	Omaha, Neb.
6/19	L, 2-7	Arizona#	Omaha, Neb.

\* - SEC Game

! - SEC Tournament (Hoover, Ala.)

+ - NCAA Fayetteville Regional

\$ - NCAA Fayetteville Super Regional

# - College World Series

**2005 (39-22; 13-17 T-5th SEC West)**  
**Dave Van Horn**

Date	Result	Opponent	Location
2/11	W, 13-3	Dallas Baptist	Dallas, Texas
2/12	W, 8-1	Dallas Baptist	Arlington, Texas
2/13	W, 2-1	Texas-Arlington	Arlington, Texas
2/13	W, 4-1 (12)	Texas-Arlington	Arlington, Texas
2/18	W, 5-2	Louisiana Tech	Ruston, La.
2/19	L, 8-10	Louisiana Tech	Ruston, La.
2/20	W, 9-4	Louisiana Tech	Ruston, La.
2/25	W, 5-4	Minnesota	Fayetteville
2/26	W, 12-3	Minnesota	Fayetteville
2/27	W, 4-3	Minnesota	Fayetteville
3/3	W, 7-4	Illinois-Chicago	Fayetteville
3/5	W, 15-4	Illinois-Chicago	Fayetteville
3/6	W, 9-2	Illinois-Chicago	Fayetteville
3/8	W, 11-7	Oklahoma State	Stillwater, Okla.
3/11	W, 17-2	Eastern Illinois	Fayetteville
3/12	W, 12-1	Eastern Illinois	Fayetteville
3/13	W, 6-0	Eastern Illinois	Fayetteville
3/18	W, 9-1	South Carolina*	Columbia, S.C.
3/19	L, 3-12	South Carolina*	Columbia, S.C.
3/20	W, 5-3	South Carolina*	Columbia, S.C.
3/22	W, 10-1	Centenary	Shreveport, La.
3/23	W, 14-1	Centenary	Shreveport, La.
3/25	L, 3-5	Mississippi State*	Fayetteville
3/26	L, 4-13	Mississippi State*	Fayetteville
3/27	W, 10-5	Mississippi State*	Fayetteville
4/1	L, 1-5	Auburn*	Auburn, Ala.
4/2	L, 7-8	Auburn*	Auburn, Ala.
4/3	W, 8-6	Auburn*	Auburn, Ala.
4/5	W, 9-3	Northern Colorado	Fayetteville
4/6	W, 7-4	Northern Colorado	Fayetteville
4/8	W, 6-5	Vanderbilt*	Fayetteville
4/9	W, 5-4 (10)	Vanderbilt*	Fayetteville
4/10	W, 3-0	Vanderbilt*	Fayetteville
4/12	W, 15-8	Oral Roberts	Tulsa, Okla.
4/13	W, 14-5	SMS	Fayetteville
4/15	W, 4-1	Tennessee*	Knoxville, Tenn.
4/16	L, 2-8	Tennessee*	Knoxville, Tenn.
4/17	L, 3-4	Tennessee*	Knoxville, Tenn.
4/19	W, 9-4	SMS	Springfield, Mo.
4/22	L, 7-10	LSU*	Fayetteville

4/23	L, 0-7	LSU*	Fayetteville
4/24	L, 0-6	LSU*	Fayetteville
4/26	W, 5-2	Oral Roberts	Fayetteville
4/30	W, 8-5	Kentucky*	Lexington, Ky.
4/30	L, 8-11	Kentucky*	Lexington, Ky.
5/1	L, 1-7	Kentucky*	Lexington, Ky.
5/6	W, 4-1	Florida*	Fayetteville
5/7	W, 3-2 (10)	Florida*	Fayetteville
5/8	L, 10-11	Florida*	Fayetteville
5/13	W, 5-4	Alabama*	Tuscaloosa, Ala.
5/14	L, 2-5	Alabama*	Tuscaloosa, Ala.
5/15	W, 3-2	Alabama*	Tuscaloosa, Ala.
5/20	L, 3-5	Ole Miss*	Fayetteville
5/21	L, 2-10	Ole Miss*	Fayetteville
5/22	L, 1-9	Ole Miss*	Fayetteville
5/25	L, 8-9	Florida!	Hoover, Ala.
5/26	L, 4-5	Alabama!	Hoover, Ala.
6/3	W, 9-5	Miami (Ohio)+	Austin, Texas
6/4	W, 9-2	Texas+	Austin, Texas
6/5	L, 8-19	Texas+	Austin, Texas
6/6	L, 2-5	Texas+	Austin, Texas

\* - SEC Game

! - SEC Tournament (Hoover, Ala.)

+ - NCAA Austin Regional

**2006 (39-21; 18-12 2nd SEC West)**  
**Dave Van Horn**

Date	Result	Opponent	Location
2/10	W, 4-1	George Mason^	Mobile, Ala.
2/11	W, 3-0	Oklahoma State^	Mobile, Ala.
2/12	W, 8-7	South Alabama^	Mobile, Ala.
2/17	W, 5-2	TCU%	Edinburg, Texas
2/18	W, 15-7	SF Austin%	Edinburg, Texas
2/19	W, 13-2	Texas-Pan Am%	Edinburg, Texas
2/24	W, 10-9	Louisiana Tech	Fayetteville
2/24	W, 13-2	Louisiana Tech	Fayetteville
2/25	W, 10-2	Louisiana Tech	Fayetteville
2/28	L, 2-5	Washington\$	Honolulu, Hawaii
3/1	W, 12-4	Texas-Arlington\$	Honolulu
3/2	W, 5-1	Hawaii\$	Honolulu
3/3	W, 5-3	Texas-Arlington\$	Honolulu
3/4	W, 7-1	Texas-Arlington\$	Honolulu
3/10	W, 6-5	Cal State Northridge	Fayetteville
3/11	W, 8-1	Cal State Northridge	Fayetteville
3/12	W, 8-6	Cal State Northridge	Fayetteville
3/17	L, 3-6	Florida*	Gainesville, Fla.
3/18	W, 4-2	Florida*	Gainesville, Fla.
3/19	L, 7-8	Florida*	Gainesville, Fla.
3/21	W, 10-2	Centenary	Fayetteville
3/22	W, 8-5	Centenary	Fayetteville
3/24	L, 0-2	Georgia*	Fayetteville
3/25	L, 7-8	Georgia*	Fayetteville
3/26	W, 5-4 (10)	Georgia*	Fayetteville
3/28	W, 4-3 (11)	Wichita State	Wichita, Kan.
3/31	W, 6-1	Tennessee*	Fayetteville
4/1	L, 6-11	Tennessee*	Fayetteville
4/2	W, 13-11	Tennessee*	Fayetteville
4/4	L, 5-10	Missouri State	Fayetteville
4/7	L, 1-7	Vanderbilt*	Nashville, Tenn.
4/8	W, 5-3	Vanderbilt*	Nashville, Tenn.
4/9	W, 4-3	Vanderbilt*	Nashville, Tenn.
4/11	L, 2-4	Missouri State	Springfield, Mo.
4/14	W, 10-9	Kentucky*	Fayetteville
4/15	W, 10-6	Kentucky*	Fayetteville
4/16	L, 5-7	Kentucky*	Fayetteville
4/18	W, 2-1	Northern Colorado	Fayetteville
4/19	L, 2-4	Northern Colorado	Fayetteville

4/22	W, 6-2	Mississippi State*	Starkville, Miss.
4/22	L, 8-9	Mississippi State*	Starkville, Miss.
4/23	W, 6-4	Mississippi State*	Starkville, Miss.
4/28	L, 6-7	LSU*	Baton Rouge, La.
4/29	W, 4-2	LSU*	Baton Rouge, La.
4/30	L, 5-7	LSU*	Baton Rouge, La.
5/2	L, 4-5	Oral Roberts	Tulsa, Okla.
5/5	W, 4-3 (11)	Alabama*	Fayetteville
5/6	W, 13-6	Alabama*	Fayetteville
5/7	W, 5-3	Alabama*	Fayetteville
5/12	W, 12-3	Ole Miss*	Oxford, Miss.
5/13	L, 3-7	Ole Miss*	Oxford, Miss.
5/14	L, 4-5	Ole Miss*	Oxford, Miss.
5/18	W, 6-3	Auburn*	Fayetteville
5/19	W, 10-5	Auburn*	Fayetteville
5/20	W, 11-2	Auburn*	Fayetteville
5/24	L, 4-9	Ole Miss!	Hoover, Ala.
5/25	L, 3-4	Alabama!	Hoover, Ala.
6/2	L, 3-4 (11)	Oral Roberts+	Fayetteville
6/3	W, 6-2	Princeton+	Fayetteville
6/4	L, 5-6	Oklahoma State+	Fayetteville

^ - Jaguar Invitational

% - Al Oglethorpe Classic

\$ - Rainbow Baseball Tournament

\* - SEC Game

! - SEC Tournament (Hoover, Ala.)

+ - NCAA Fayetteville Regional

**2007 (43-21; 18-12 1st SEC West)**  
**Dave Van Horn**

Date	Result	Opponent	Location
2/2	W, 4-2	Louisiana Tech	Ruston, La.
2/3	L, 2-9	Louisiana Tech	Ruston, La.
2/4	W, 6-2	Louisiana Tech	Ruston, La.
2/9	W, 13-1	Troy	Troy, Ala.
2/10	L, 8-13	Troy	Troy, Ala.
2/11	W, 16-2	Troy	Troy, Ala.
2/18	W, 8-3	Wisc.-Milwaukee	Fayetteville
2/18	W, 28-2	Wisc.-Milwaukee	Fayetteville
2/19	W, 8-1	Wisc.-Milwaukee	Fayetteville
2/23	W, 12-1	Illinois State	Fayetteville
2/24	L, 10-12	Illinois State	Fayetteville
2/25	W, 9-8 (10)	Illinois State	Fayetteville
3/2	L, 4-5	Ole Miss*	Minneapolis, Minn.
3/4	W, 5-1	Minnesota*	Minneapolis, Minn.
3/4	L, 5-10	Minnesota*	Minneapolis, Minn.
3/9	W, 8-7	Kansas	Fayetteville
3/10	W, 4-0	Kansas	Fayetteville
3/11	W, 5-2	Kansas	Fayetteville
3/13	W, 10-2	Oral Roberts	Fayetteville
3/16	W, 10-2	Kentucky*	Lexington, Ky.
3/17	L, 5-7	Kentucky*	Lexington, Ky.
3/18	W, 14-5	Kentucky*	Lexington, Ky.
3/21	W, 16-14	Centenary	Shreveport, La.
3/23	W, 8-7 (10)	Vanderbilt	Fayetteville
3/24	L, 3-6	Vanderbilt	Fayetteville
3/25	W, 8-3	Vanderbilt	Fayetteville
3/27	L, 3-5	Oral Roberts	Tulsa, Okla.
3/30	W, 6-2	Tennessee*	Knoxville, Tenn.
3/31	W, 4-3	Tennessee*	Knoxville, Tenn.
4/1	W, 11-7	Tennessee*	Knoxville, Tenn.
4/3	W, 14-6	Northern Colorado	Fayetteville
4/4	W, 9-7	Northern Colorado	Fayetteville
4/6	L, 9-11	Mississippi State*	Fayetteville
4/7	L, 1-2	Mississippi State*	Fayetteville
4/8	W, 9-3	Mississippi State*	Fayetteville
4/11	W, 2-0	Missouri State	Fayetteville



Jess Todd was an integral part of Arkansas' stellar pitching staff in 2007. He was one of three Razorback pitchers to be drafted in the first two rounds of the MLB Draft.

# A || ALL-TIME RESULTS



In three years at Arkansas, Nick Schmidt went 22-8 with a 2.83 ERA. The southpaw was selected by the San Diego Padres with the No. 23 overall pick in the 2007 MLB Draft.

4/14	W, 14-3	Florida*	Fayetteville
4/14	W, 7-1	Florida*	Fayetteville
4/15	W, 10-7	Florida*	Fayetteville
4/18	W, 16-2	Missouri State	Springfield, Mo.
4/20	L, 1-6	Georgia*	Athens, Ga.
4/21	W, 7-6 (10)	Georgia*	Athens, Ga.
4/22	W, 9-3	Georgia*	Athens, Ga.
4/25	W, 10-2	Wichita State	Fayetteville
4/27	W, 12-1	Auburn*	Auburn, Ala.
4/28	L, 9-11	Auburn*	Auburn, Ala.
4/29	W, 8-1	Auburn*	Auburn, Ala.
5/4	L, 5-6	LSU*	Fayetteville
5/5	W, 5-0	LSU*	Fayetteville
5/6	L, 3-5	LSU*	Fayetteville
5/11	L, 0-10	Alabama*	Tuscaloosa, Ala.
5/12	W, 12-5	Alabama*	Tuscaloosa, Ala.
5/13	L, 5-9	Alabama*	Tuscaloosa, Ala.
5/17	L, 4-5	Ole Miss*	Fayetteville
5/18	W, 4-3 (10)	Ole Miss*	Fayetteville
5/19	L, 0-5	Ole Miss*	Fayetteville
5/23	W, 6-0	Alabama!	Hoover, Ala.
5/24	W, 6-0	South Carolina!	Hoover, Ala.
5/26	W, 3-2	South Carolina!	Hoover, Ala.
5/27	L, 4-7	Vanderbilt!	Hoover, Ala.
6/1	W, 9-0	Albany+	Fayetteville
6/2	L, 3-14	Oklahoma State+	Fayetteville
6/3	W, 6-0	Creighton+	Fayetteville
6/3	L, 6-7	Oklahoma State+	Fayetteville

\* - Dairy Queen Classic

\* - SEC Game (Hoover, Ala.)

! - SEC Tournament

+ - NCAA Fayetteville Regional

## 2008 (34-24; 14-15 4th SEC West) Dave Van Horn

Date	Result	Opponent	Location
2/22	W, 9-4	Wright State	Fayetteville
2/23	W, 5-4	Wright State	Fayetteville
2/24	W, 7-3	Wright State	Fayetteville
2/27	W, 2-1	Kansas	Fayetteville
2/29	W, 9-8	La Tech*	College Station, Texas
3/1	L, 7-15	Texas A&M*	College Station, Texas
3/2	W, 8-6	Ohio State*	College Station, Texas
3/5	W, 13-1	South Dakota State	Fayetteville
3/5	W, 20-4	South Dakota State	Fayetteville
3/7	W, 14-5	Siena	Fayetteville
3/8	W, 17-2	Siena	Fayetteville
3/9	W, 10-4	Siena	Fayetteville
3/11	L, 5-6	Arizona State	Tempe, Ariz.
3/12	L, 4-7	Arizona State	Tempe, Ariz.
3/14	W, 5-1	Georgia*	Fayetteville
3/15	L, 11-5	Georgia*	Fayetteville
3/16	L, 2-13	Georgia*	Fayetteville
3/18	L, 1-6	Nebraska	Lincoln, Neb.
3/19	W, 9-4	Nebraska	Lincoln, Neb.
3/21	L, 7-8 (11)	LSU*	Baton Rouge, La.
3/22	W, 14-13 (10)	LSU*	Baton Rouge, La.
3/23	L, 2-4	LSU*	Baton Rouge, La.
3/25	W, 9-0	Centenary	Fayetteville
3/26	L, 1-5	Centenary	Fayetteville
3/29	L, 5-6 (12)	Vanderbilt*	Nashville, Tenn.
3/30	L, 2-6	Vanderbilt*	Nashville, Tenn.
4/1	W, 7-6 (10)	Missouri State	Springfield, Mo.
4/4	L, 2-5	Auburn*	Fayetteville
4/5	W, 5-4	Auburn*	Fayetteville
4/6	L, 10-12 (10)	Auburn*	Fayetteville

4/8	L, 4-9	Oral Roberts	Fayetteville
4/11	W, 2-1	Florida*	Gainesville, Fla.
4/12	L, 1-6	Florida*	Gainesville, Fla.
4/13	W, 10-4	Florida*	Gainesville, Fla.
4/15	L, 2-12	Oral Roberts	Tulsa, Okla.
4/16	W, 9-1	Alcorn State	Fayetteville
4/18	W, 5-4	Tennessee*	Fayetteville
4/19	W, 5-4 (10)	Tennessee*	Fayetteville
4/20	L, 6-7 (10)	Tennessee*	Fayetteville
4/22	W, 9-2	Northern Colorado	Fayetteville
4/23	W, 9-1	Northern Colorado	Fayetteville
4/25	L, 4-12	Ole Miss*	Oxford, Miss.
4/26	W, 13-11 (10)	Ole Miss*	Oxford, Miss.
4/27	W, 12-4	Ole Miss*	Oxford, Miss.
4/30	W, 14-6	Missouri State	Fayetteville
5/2	L, 7-11	Alabama*	Fayetteville
5/3	L, 6-11	Alabama*	Fayetteville
5/4	W, 5-4	Alabama*	Fayetteville
5/9	W, 12-11	South Carolina*	Fayetteville
5/10	W, 6-3	South Carolina*	Fayetteville
5/11	W, 4-2	South Carolina*	Fayetteville
5/12	W, 12-3	Mississippi Valley St	Fayetteville
5/15	L, 5-6	Mississippi State*	Starkville, Miss.
5/16	L, 5-6	Mississippi State*	Starkville, Miss.
5/17	W, 15-10	Mississippi State*	Starkville, Miss.
5/19	W, 12-6	Western Illinois	Fayetteville
5/30	L, 1-4	Pepperdine+	Palo Alto, Calif.
5/31	L, 3-5	Stanford+	Palo Alto, Calif.

\* - Dominos Pizza Classic

\* - SEC Game

+ - NCAA Stanford Regional

## 2009 (41-24; 14-15 4th SEC West) Dave Van Horn

Date	Result	Opponent	Location
2/20	W, 4-2	Washington State	Fayetteville
2/20	W, 7-5 (10)	Washington State	Fayetteville
2/22	W, 4-3	Washington State	Fayetteville
2/24	L, 3-9	Kansas	Fayetteville
2/25	W, 9-8 (10)	Kansas	Fayetteville
2/27	W, 8-7 (10)	Western Illinois	Fayetteville
3/3	W, 7-3	Valparaiso	Fayetteville
3/6	W, 5-4 (10)	California	Fayetteville
3/7	L, 6-12	California	Fayetteville
3/8	W, 13-3	California	Fayetteville
3/10	L, 3-8	Centenary	Shreveport, La.
3/13	W, 11-4	Florida*	Fayetteville
3/14	W, 8-4	Florida*	Fayetteville
3/15	W, 4-2	Florida*	Fayetteville
3/17	W, 7-3	Nebraska	Fayetteville
3/18	L, 4-7	Nebraska	Fayetteville
3/20	W, 3-2	Auburn*	Auburn, Ala.
3/21	W, 10-6	Auburn*	Auburn, Ala.
3/22	W, 12-6	Auburn*	Auburn, Ala.
3/25	W, 10-0	Missouri State	Fayetteville
3/27	W, 20-9	Mississippi State*	Fayetteville
3/29	W, 5-1	Mississippi State*	Fayetteville
3/29	L, 4-12	Mississippi State*	Fayetteville
3/31	W, 2-0	Missouri State	Springfield, Mo.
4/3	W, 6-4	South Carolina*	Columbia, S.C.
4/4	L, 1-9	South Carolina*	Columbia, S.C.
4/5	W, 7-4	South Carolina*	Columbia, S.C.
4/7	W, 7-3	Arizona State	Fayetteville
4/8	W, 8-7	Arizona State	Fayetteville
4/10	L, 0-9	Vanderbilt*	Fayetteville
4/11	L, 6-13	Vanderbilt*	Fayetteville

4/14	L, 2-3	ULM	Fayetteville
4/15	W, 10-9 (10)	ULM	Fayetteville
4/17	L, 3-4	Georgia*	Athens, Ga.
4/18	L, 3-4	Georgia*	Athens, Ga.
4/19	W, 2-0	Georgia*	Athens, Ga.
4/21	W, 9-6	Oral Roberts	Tulsa, Okla.
4/24	W, 9-3	Tennessee*	Knoxville, Tenn.
4/25	L, 4-5	Tennessee*	Knoxville, Tenn.
4/26	W, 15-8	Tennessee*	Knoxville, Tenn.
4/28	W, 8-7 (10)	Oklahoma	Fayetteville
5/2	W, 11-4	LSU*	Fayetteville
5/2	L, 0-5	LSU*	Fayetteville
5/3	L, 3-4	LSU*	Fayetteville
5/8	L, 1-2	Alabama*	Tuscaloosa, Ala.
5/9	L, 6-8	Alabama*	Tuscaloosa, Ala.
5/10	L, 5-6	Alabama*	Tuscaloosa, Ala.
5/12	W, 3-2	Oral Roberts	Fayetteville
5/14	L, 5-7	Ole Miss*	Fayetteville
5/15	L, 3-9	Ole Miss*	Fayetteville
5/16	L, 3-16	Ole Miss*	Fayetteville
5/20	W, 8-5	Florida!	Hoover, Ala.
5/21	L, 1-2 (10)	Georgia!	Hoover, Ala.
5/22	W, 10-7	Florida!	Hoover, Ala.
5/23	L, 1-11 (7)	Vanderbilt!	Hoover, Ala.
5/29	W, 10-3	Washington State+	Norman, Okla.
5/30	W, 17-6	Oklahoma+	Norman, Okla.
5/31	W, 11-0	Oklahoma+	Norman, Okla.
6/5	W, 7-2	Florida State\$	Tallahassee, Fla.
6/6	W, 9-8	Florida State\$	Tallahassee, Fla.
6/13	W, 10-6	Cal St. Fullerton#	Omaha, Neb.
6/15	L, 1-9	LSU#	Omaha, Neb.
6/17	W, 4-3 (12)	Virginia#	Omaha, Neb.
6/19	L, 5-14	LSU#	Omaha, Neb.

\* - SEC Game

! - SEC Tournament (Hoover, Ala.)

+ - NCAA Norman Regional

\$ - NCAA Tallahassee Super Regional

# - College World Series

## 2010 (43-21; 18-12 2nd SEC West) Dave Van Horn

Date	Result	Opponent	Location
2/19	W, 10-2	Ball State	Fayetteville
2/20	L, 2-5	Ball State	Fayetteville
2/21	W, 9-3	Ball State	Fayetteville
2/26	W, 10-1	Troy	Fayetteville
2/27	W, 10-8	Troy	Fayetteville
2/28	W, 7-6	Troy	Fayetteville
3/2	W, 15-3	Kansas	Fayetteville
3/5	W, 7-3	California	Berkeley, Calif.
3/6	W, 9-5	California	Berkeley, Calif.
3/7	L, 0-6	California	Berkeley, Calif.
3/9	L, 2-3	South Dakota State	Fayetteville
3/10	W, 21-2	South Dakota State	Fayetteville
3/12	W, 14-6	Wisc.-Milwaukee	Fayetteville
3/13	W, 7-0	Wisc.-Milwaukee	Fayetteville
3/14	W, 3-2 (10)	Wisc.-Milwaukee	Fayetteville
3/19	W, 6-3	LSU*	Baton Rouge, La.
3/20	L, 7-8	LSU*	Baton Rouge, La.
3/21	L, 1-5	LSU*	Baton Rouge, La.
3/23	W, 3-2	McNeese State	Lake Charles, La.
3/24	W, 7-6	McNeese State	Lake Charles, La.
3/26	W, 9-8	Alabama*	Fayetteville
3/27	W, 4-3	Alabama*	Fayetteville
3/28	W, 10-5	Alabama*	Fayetteville
3/30	W, 18-2	Centenary	Fayetteville
3/31	W, 9-4	Centenary	Fayetteville
4/2	L, 8-12	Kentucky*	Fayetteville
4/3	W, 10-1	Kentucky*	Fayetteville
4/4	W, 17-16	Kentucky*	Fayetteville
4/7	W, 32-8	Saint Louis	Fayetteville
4/9	W, 8-3	Mississippi State*	Starkville, Miss.
4/10	W, 8-5	Mississippi State*	Starkville, Miss.
4/11	W, 13-3	Mississippi State*	Starkville, Miss.
4/13	W, 4-3 (11)	New Mexico	Fayetteville
4/14	W, 5-4	New Mexico	Fayetteville
4/16	W, 10-2	Georgia*	Fayetteville
4/17	W, 10-2	Georgia*	Fayetteville
4/18	W, 13-5	Georgia*	Fayetteville
4/20	W, 9-5	Oral Roberts	Fayetteville
4/23	W, 8-3	Florida*	Gainesville, Fla.
4/24	L, 2-8	Florida*	Gainesville, Fla.
4/25	L, 1-2	Florida*	Gainesville, Fla.
4/28	W, 5-4	Missouri State	Fayetteville
4/30	W, 9-4	Auburn*	Fayetteville
5/1	L, 7-8	Auburn*	Fayetteville
5/2	L, 2-13	Auburn*	Fayetteville
5/7	W, 11-4	Ole Miss*	Oxford, Miss.
5/8	L, 2-3	Ole Miss*	Oxford, Miss.
5/9	W, 7-0	Ole Miss*	Oxford, Miss.
5/11	W, 5-4 (10)	La Tech%	N. Little Rock, Ark.
5/14	L, 2-3	South Carolina*	Fayetteville
5/15	L, 0-5	South Carolina*	Fayetteville
5/16	L, 3-5	South Carolina*	Fayetteville

5/18	L, 2-5	Oklahoma	Norman, Okla.
5/20	L, 3-4	Vanderbilt*	Nashville, Tenn.
5/21	W, 4-3	Vanderbilt*	Nashville, Tenn.
5/22	W, 7-5	Vanderbilt*	Nashville, Tenn.
5/26	L, 0-2	Vanderbilt!	Hoover, Ala.
5/27	L, 4-5	Florida!	Hoover, Ala.
6/4	W, 19-7	Grambling State+	Fayetteville
6/5	W, 6-4	Washington State+	Fayetteville
6/6	L, 7-10	Washington State+	Fayetteville
6/7	W, 7-2	Washington State+	Fayetteville
6/12	L, 6-7 (12)	Arizona State\$	Tempe, Ariz.
6/13	L, 5-7 (12)	Arizona State\$	Tempe, Ariz.

\* - SEC Game

% - Game played at Dickey-Stephens Park (NLR, Ark.)

! - SEC Tournament (Hoover, Ala.)

+ - NCAA Fayetteville Regional

\$ - NCAA Tempe Super Regional

## 2011 (40-22; 15-15 1st SEC West) Dave Van Horn

Date	Result	Opponent	Location
2/18	W, 5-0	Delaware State	Fayetteville
2/19	W, 9-2	Delaware State	Fayetteville
2/20	W, 10-0	Delaware State	Fayetteville
2/25	W, 3-2	Utah	Fayetteville
2/26	W, 5-4	Utah	Fayetteville
2/27	W, 10-1	Utah	Fayetteville
3/1	L, 6-8	McNeese State	Fayetteville
3/2	W, 8-3	McNeese State	Fayetteville
3/4	W, 15-6	Wisc.-Milwaukee	Fayetteville
3/5	W, 13-9	Wisc.-Milwaukee	Fayetteville
3/6	W, 7-3	Wisc.-Milwaukee	Fayetteville
3/10	W, 12-4	San Diego St.	San Diego, Calif.
3/11	W, 11-6	San Diego St.	San Diego, Calif.
3/12	L, 2-3	San Diego St.	San Diego, Calif.
3/13	W, 5-2	San Diego St.	San Diego, Calif.
3/15	W, 4-2	Kansas	Fayetteville
3/18	W, 6-5 (11)	Auburn*	Auburn, Ala.
3/19	L, 5-9	Auburn*	Auburn, Ala.
3/20	L, 7-8	Auburn*	Auburn, Ala.
3/22	W, 7-2	Memphis%	N. Little Rock, Ark.
3/23	W, 7-3	Memphis	Memphis, Tenn.
3/25	W, 2-1	Vanderbilt*	Fayetteville
3/26	L, 1-4	Vanderbilt*	Fayetteville
3/27	L, 1-2	Vanderbilt*	Fayetteville
4/1	L, 3-5	Alabama*	Tuscaloosa, Ala.
4/2	L, 3-5	Alabama*	Tuscaloosa, Ala.
4/3	W, 4-3	Alabama*	Tuscaloosa, Ala.
4/6	W, 6-5	Texas State	Fayetteville
4/8	W, 2-0	LSU*	Fayetteville
4/9	W, 4-3	LSU*	Fayetteville
4/10	W, 5-4	LSU*	Fayetteville
4/12	W, 2-1	Missouri State	Springfield, Mo.
4/15	W, 6-5	Mississippi State*	Fayetteville
4/16	W, 6-1	Mississippi State*	Fayetteville
4/17	L, 3-5	Mississippi State*	Fayetteville
4/19	W, 6-5	Oral Roberts	Tulsa, Okla.
4/23	L, 2-3	Kentucky*	Lexington, Ky.
4/23	L, 1-3	Kentucky*	Lexington, Ky.
4/24	W, 5-1 (6)	Kentucky*	Lexington, Ky.
4/29	W, 10-4	Georgia*	Athens, Ga.
4/30	L, 0-3	Georgia*	Athens, Ga.
5/1	L, 5-6	Georgia*	Athens, Ga.
5/3	W, 10-0	Southeast Mo. St.	Fayetteville
5/4	L, 5-6	Southeast Mo. St.	Fayetteville
5/5	W, 4-3	Florida*	Fayetteville
5/6	W, 5-3	Florida*	Fayetteville
5/7	L, 3-5	Florida*	Fayetteville
5/13	W, 6-2	South Carolina*	Columbia, S.C.
5/14	L, 5-6	South Carolina*	Columbia, S.C.
5/15	L, 1-7	South Carolina*	Columbia, S.C.
5/17	W, 6-2	UT Martin	Fayetteville
5/19	L, 1-2	Ole Miss	





Arkansas advanced to the College World Series for the seventh time in program history in 2012 after winning two of three games over No. 4 Baylor in the NCAA Waco Super Regional.

**2012 (46-22; 16-14 T-2nd SEC West)**  
**Dave Van Horn**

Date	Result	Opponent	Location
2/17	W, 11-5	Villanova	Fayetteville
2/18	W, 13-1	Villanova	Fayetteville
2/19	W, 17-1	Villanova	Fayetteville
2/21	W, 8-7	Northwestern State	Fayetteville
2/22	W, 6-2	Northwestern State	Fayetteville
2/24	W, 7-3	Valparaiso	Fayetteville
2/25	W, 4-3	Valparaiso	Fayetteville
2/26	L, 9-10 (10)	Valparaiso	Fayetteville
2/28	W, 5-0	BYU	Fayetteville
2/29	W, 8-1	BYU	Fayetteville
3/2	W, 3-1	Texas Tech <sup>^</sup>	Houston, Texas
3/3	L, 1-4	Houston <sup>^</sup>	Houston, Texas
3/4	W, 7-3	Texas <sup>^</sup>	Houston, Texas
3/9	W, 4-0	Binghamton	Fayetteville
3/10	W, 5-3	Binghamton	Fayetteville
3/10	W, 6-0	Binghamton	Fayetteville
3/13	W, 1-0	Gonzaga	Fayetteville
3/14	W, 5-3	Gonzaga	Fayetteville
3/16	W, 4-3 (12)	Alabama*	Fayetteville
3/17	W, 8-4	Alabama*	Fayetteville
3/18	W, 7-4	Alabama*	Fayetteville
3/21	W, 10-2	Nevada	Fayetteville
3/23	L, 2-11	Mississippi St.*	Starkville, Miss.
3/24	W, 8-0	Mississippi St.*	Starkville, Miss.
3/25	W, 8-5 (11)	Mississippi St.*	Starkville, Miss.
3/30	L, 6-10	LSU*	Baton Rouge, La.
3/31	L, 1-2	LSU*	Baton Rouge, La.
4/1	L, 2-3 (11)	LSU*	Baton Rouge, La.
4/6	L, 2-4	Georgia*	Fayetteville
4/7	W, 8-3	Georgia*	Fayetteville
4/8	W, 8-0	Georgia*	Fayetteville
4/10	L, 0-4	Oklahoma	Norman, Okla.
4/13	W, 8-7	Kentucky*	Fayetteville
4/14	L, 4-5	Kentucky*	Fayetteville
4/14	L, 1-2	Kentucky*	Fayetteville
4/17	W, 8-3	Stephen F. Austin	Fayetteville
4/17	W, 4-3	Stephen F. Austin	Fayetteville
4/21	L, 2-8	Ole Miss*	Oxford, Miss.
4/21	L, 0-1	Ole Miss*	Oxford, Miss.
4/22	W, 11-3	Ole Miss*	Oxford, Miss.
4/24	W, 6-1	Oral Roberts	Fayetteville
4/27	L, 2-3	Florida*	Gainesville, Fla.
4/28	W, 5-1	Florida*	Gainesville, Fla.
4/29	W, 3-1 (10)	Florida*	Gainesville, Fla.
5/1	W, 6-3	Missouri	Fayetteville
5/2	W, 2-0	Missouri	Fayetteville
5/4	L, 6-8 (10)	South Carolina*	Fayetteville
5/5	W, 7-6	South Carolina*	Fayetteville
5/6	L, 7-10	South Carolina*	Fayetteville
5/10	L, 2-3 (10)	Auburn*	Fayetteville
5/11	W, 5-4	Auburn*	Fayetteville
5/12	L, 5-12	Auburn*	Fayetteville
5/15	W, 6-5 (10)	La Tech%	N. Little Rock, Ark.
5/17	W, 8-0	Tennessee*	Knoxville, Tenn.
5/18	W, 10-3	Tennessee*	Knoxville, Tenn.
5/19	W, 8-2	Tennessee*	Knoxville, Tenn.
5/22	L, 1-9	Mississippi State!	Hoover, Ala.
5/23	L, 0-2	Ole Miss!	Hoover, Ala.
6/1	W, 5-4	Sam Houston St+	Houston, Texas
6/2	W, 1-0	Rice+	Houston, Texas
6/3	W, 5-1	Sam Houston St+	Houston, Texas
6/9	L, 1-8	Baylor\$	Waco, Texas

6/10	W, 5-4	Baylor\$	Waco, Texas
6/11	W, 1-0 (10)	Baylor\$	Waco, Texas
6/16	W, 8-1	Kent State#	Omaha, Neb.
6/18	W, 2-1	South Carolina#	Omaha, Neb.
6/21	L, 0-2	South Carolina#	Omaha, Neb.
6/22	L, 2-3	South Carolina#	Omaha, Neb.

<sup>^</sup> - *Houston College Classic*  
\* - *SEC Game*  
% - *Game played at Dickey-Stephens Park (NLR, Ark.)*  
! - *SEC Tournament*  
+ - *NCAA Houston Regional*  
\$ - *NCAA Waco Super Regional*  
# - *College World Series*

**2013 (39-22; 18-11 2nd SEC West)**  
**Dave Van Horn**

Date	Result	Opponent	Location
2/15	W, 9-1	Western Illinois	Fayetteville
2/16	W, 7-2	Western Illinois	Fayetteville
2/17	L, 5-7	Western Illinois	Fayetteville
2/19	W, 14-0 (7)	New Orleans	Fayetteville
2/19	W, 3-0	New Orleans	Fayetteville
2/22	W, 10-4	Evansville	Fayetteville
2/23	W, 5-2	Evansville	Fayetteville
2/24	W, 10-2	Evansville	Fayetteville
2/28	L, 2-3	vs. Arizona State <sup>^</sup>	Surprise, Ariz.
3/1	L, 0-3	vs. Gonzaga <sup>^</sup>	Surprise, Ariz.
3/2	L, 1-3	vs. Arizona State <sup>^</sup>	Surprise, Ariz.
3/3	L, 3-4	vs. Pacific <sup>^</sup>	Surprise, Ariz.
3/7	W, 2-0	San Diego State	Fayetteville
3/8	W, 4-3	San Diego State	Fayetteville
3/9	W, 8-2	San Diego State	Fayetteville
3/9	W, 4-1	San Diego State	Fayetteville
3/12	W, 20-2	Alabama A&M	Fayetteville
3/13	W, 13-0	Alabama A&M	Fayetteville
3/15	L, 1-7	Ole Miss*	Fayetteville
3/16	W, 10-1	Ole Miss*	Fayetteville
3/17	L, 4-6 (13)	Ole Miss*	Fayetteville
3/22	W, 15-3	South Carolina*	Columbia, S.C.
3/23	W, 4-2	South Carolina*	Columbia, S.C.
3/24	W, 5-3 (11)	South Carolina*	Columbia, S.C.
3/26	W, 6-0	Miss. Valley St.	Fayetteville
3/27	W, 2-1	Miss. Valley St%	N. Little Rock, Ark.
3/29	W, 5-4	Mississippi St.*	Fayetteville
3/30	L, 1-4	Mississippi St.*	Fayetteville
3/31	W, 3-1	Mississippi St.*	Fayetteville
4/4	W, 3-1	at Alabama*	Tuscaloosa, Ala.
4/5	W, 6-0	at Alabama*	Tuscaloosa, Ala.
4/6	L, 0-5	at Alabama*	Tuscaloosa, Ala.
4/9	L, 0-3	New Mexico	Fayetteville
4/9	W, 4-3	New Mexico	Fayetteville
4/12	L, 2-6	LSU*	Fayetteville
4/13	W, 8-3	LSU*	Fayetteville
4/14	L, 3-5 (10)	LSU*	Fayetteville
4/16	L, 0-3	at Nebraska	Lincoln, Neb.
4/16	L, 2-4	at Nebraska	Lincoln, Neb.
4/19	L, 3-5	Texas A&M*	Fayetteville
4/20	W, 12-2	Texas A&M*	Fayetteville
4/21	W, 2-1	Texas A&M*	Fayetteville
4/26	W, 2-0	at Georgia*	Athens, Ga.
4/27	W, 2-1	at Georgia*	Athens, Ga.
4/30	W, 6-3	Missouri State	Fayetteville
5/3	W, 2-1	at Kentucky*	Lexington, Ky.
5/4	W, 5-3	at Kentucky*	Lexington, Ky.
5/4	L, 3-4	at Kentucky*	Lexington, Ky.

5/10	L, 3-8	Tennessee*	Fayetteville
5/11	W, 11-1	Tennessee*	Fayetteville
5/12	W, 10-2	Tennessee*	Fayetteville
5/16	L, 0-3	at Auburn*	Auburn, Ala.
5/17	W, 1-0	at Auburn*	Auburn, Ala.
5/18	L, 6-11	at Auburn*	Auburn, Ala.
5/22	W, 2-1 (10)	vs. Ole Miss!	Hoover, Ala.
5/23	W, 4-1	vs. LSU!	Hoover, Ala.
5/25	L, 1-3	vs. LSU!	Hoover, Ala.
5/31	L, 1-4	vs. Bryant+	Manhattan, Kan.
6/1	W, 3-1	vs. Wichita St+	Manhattan, Kan.
6/2	W, 12-3	vs. Bryant+	Manhattan, Kan.
6/2	L, 3-4	at Kansas St.+	Manhattan, Kan.

<sup>^</sup> - *Coca-Cola Classic*  
\* - *SEC Game*  
% - *Game played at Dickey-Stephens Park (NLR, Ark.)*  
! - *SEC Tournament (Hoover, Ala.)*  
+ - *NCAA Manhattan Regional*

**2014 (40-25; 16-14 4th SEC West)**  
**Dave Van Horn**

Date	Result	Opponent	Location
2/14	W, 12-2	Appalachian St.	Fayetteville
2/15	W, 7-6	Appalachian St.	Fayetteville
2/16	W, 8-3	Appalachian St.	Fayetteville
2/21	W, 6-2	Eastern Illinois	Fayetteville
2/22	W, 8-3	Eastern Illinois	Fayetteville
2/23	W, 8-3	Eastern Illinois	Fayetteville
2/28	W, 12-1	South Alabama	Fayetteville
3/1	L, 1-2	South Alabama	Fayetteville
3/1	L, 3-5	South Alabama	Fayetteville
3/7	L, 1-2	vs. San Francisco <sup>^</sup>	Berkeley, Calif.
3/8	W, 4-0	vs. Tulane <sup>^</sup>	Berkeley, Calif.
3/9	L, 3-4	at California <sup>^</sup>	Berkeley, Calif.
3/9	L, 1-2	at California <sup>^</sup>	Berkeley, Calif.
3/14	L, 1-2	at Florida*	Gainesville, Fla.
3/15	L, 0-1	at Florida*	Gainesville, Fla.
3/16	W, 9-3	at Florida*	Gainesville, Fla.
3/18	W, 4-3	Grambling St.	Fayetteville
3/19	W, 8-0	Grambling St.	Fayetteville
3/21	L, 9-17	Alabama*	Fayetteville
3/22	W, 2-1	Alabama*	Fayetteville
3/23	W, 1-0	Alabama*	Fayetteville
3/25	W, 6-0	Miss. Valley St.	Fayetteville
3/25	W, 12-1	Miss. Valley St.	Fayetteville
3/26	W, 3-0	vs. Miss. Valley St.%	N. Little Rock
3/29	W, 4-0	at Mississippi St.*	Starkville, Miss.
3/29	L, 1-5	at Mississippi St.*	Starkville, Miss.
3/30	L, 1-5	at Mississippi St.*	Starkville, Miss.
4/1	W, 4-3	Nebraska	Fayetteville
4/2	L, 4-6	Nebraska	Fayetteville
4/4	L, 1-2	South Carolina*	Fayetteville
4/4	W, 4-1	South Carolina*	Fayetteville
4/5	W, 7-0	South Carolina*	Fayetteville
4/8	L, 7-10	UNLV	Fayetteville
4/9	W, 9-2	UNLV	Fayetteville
4/11	L, 3-5	at LSU*	Baton Rouge, La.
4/12	L, 4-5	at LSU*	Baton Rouge, La.
4/13	W, 10-4	at LSU*	Baton Rouge, La.
4/15	W, 7-2	Stephen F. Austin	Fayetteville
4/18	W, 6-2	Vanderbilt*	Fayetteville
4/19	L, 1-2	Vanderbilt*	Fayetteville
4/20	W, 3-1	Vanderbilt*	Fayetteville
4/22	W, 8-1	Northwestern St.	Fayetteville
4/23	W, 15-3	Northwestern St.	Fayetteville

4/25	L, 1-2	Auburn*	Fayetteville
4/26	W, 4-3 (10)	Auburn*	Fayetteville
4/26	L, 2-7	Auburn*	Fayetteville
4/29	W, 4-1	at Missouri State	Springfield, Mo.
5/2	L, 2-3	at Ole Miss*	Oxford, Miss.
5/3	L, 4-7	at Ole Miss*	Oxford, Miss.
5/4	W, 11-1	at Ole Miss*	Oxford, Miss.
5/9	W, 3-2	Texas A&M*	Fayetteville
5/10	W, 7-3	Texas A&M*	Fayetteville
5/11	L, 5-6 (10)	Texas A&M*	Fayetteville
5/15	W, 9-4	at Missouri*	Columbia, Mo.
5/16	W, 4-0	at Missouri*	Columbia, Mo.
5/17	W, 7-5 (10)	at Missouri*	Columbia, Mo.
5/20	W, 4-0	vs. Texas A&M!	Hoover, Ala.
5/21	W, 2-1	vs. Ole Miss!	Hoover, Ala.
5/22	L, 2-7	vs. LSU!	Hoover, Ala.
5/23	W, 8-7	vs. Ole Miss!	Hoover, Ala.
5/24	L, 1-11	vs. LSU!	Hoover, Ala.
5/30	W, 3-2	vs. Liberty+	Charlottesville, Va.
5/31	L, 0-3	at Virginia+	Charlottesville, Va.
6/1	W, 10-0	vs. Bucknell+	Charlottesville, Va.
6/1	L, 2-9	at Virginia+	Charlottesville, Va.

<sup>^</sup> - *Cal Baseball Classic*  
\* - *SEC Game*  
% - *Game played at Dickey-Stephens Park (NLR, Ark.)*  
! - *SEC Tournament (Hoover, Ala.)*  
+ - *NCAA Charlottesville Regional*

**2015 (40-25; 17-12 3rd SEC West)**  
**Dave Van Horn**


Date	Result	Opponent	Location
2/13	W, 11-4	North Dakota	Fayetteville
2/14	W, 13-2	North Dakota	Fayetteville
2/14	W, 12-1	North Dakota	Fayetteville
2/20	L, 5-9	vs. UCF*	Mobile, Ala.
2/21	W, 7-0	at South Alabama*	Mobile, Ala.
2/22	L, 6-13	vs. Maryland*	Mobile, Ala.
3/2	W, 4-1	Eastern Illinois	Fayetteville
3/2	W, 8-1	Eastern Illinois	Fayetteville
3/3	W, 7-0	Eastern Illinois	Fayetteville
3/6	W, 2-1	Loyola Marymount	Fayetteville
3/7	W, 13-7	Loyola Marymount	Fayetteville
3/8	L, 0-9	Loyola Marymount	Fayetteville
3/10	L, 2-6	Gonzaga	Fayetteville
3/11	L, 5-15	Gonzaga	Fayetteville
3/14	L, 7-8	at Vanderbilt*	Nashville, Tenn.
3/14	L, 1-9	at Vanderbilt*	Nashville, Tenn.
3/15	L, 0-1	at Vanderbilt*	Nashville, Tenn.
3/17	W, 4-3	Southeast Mo. St.	Fayetteville
3/18	L, 11-12	Southeast Mo. St.	Fayetteville
3/19	W, 5-1	LSU*	Fayetteville
3/20	L, 3-16	LSU*	Fayetteville
3/21	L, 4-7	LSU*	Fayetteville
3/24	L, 4-5	vs. Memphis%	N. Little Rock, Ark.
3/25	W, 7-3	at Memphis	Memphis, Tenn.
3/26	W, 10-3	Ole Miss*	Fayetteville
3/27	L, 4-5	Ole Miss*	Fayetteville
3/28	W, 5-2	Ole Miss*	Fayetteville
3/31	L, 0-2	Missouri State	Fayetteville
4/3	W, 10-7	at Auburn*	Auburn, Ala.
4/4	L, 2-3	at Auburn*	Auburn, Ala.
4/5	W, 6-4	at Auburn*	Auburn, Ala.
4/7	W, 8-1	Miss. Valley St.	Fayetteville
4/8	W, 14-0	Miss. Valley St.	Fayetteville
4/10	W, 5-3	Kentucky*	Fayetteville



The Razorbacks won a thrilling game three in the NCAA Fayetteville Super Regional to punch their ticket to the 2015 College World Series - the school's eighth appearance in Omaha.



# A || ALL-TIME RESULTS



In one of the wildest and most memorable games in Razorback history, Arkansas was on the brink of elimination in the 2017 NCAA Fayetteville Regional against Missouri State. After enduring a 9 p.m. start and multiple rain delays, the Hogs and Bears played into the wee hours of the morning, finishing well after 3 a.m. Jared Gates' go-ahead home run in the eighth inning was enough to force a regional-deciding game, which was played later that day.

4/11	L, 4-16	Kentucky*	Fayetteville
4/12	W, 7-3	Kentucky*	Fayetteville
4/14	W, 8-2	Stephen F. Austin	Fayetteville
4/15	W, 15-3	Stephen F. Austin	Fayetteville
4/18	L, 6-13	at Texas A&M* College Station, Texas	
4/18	W, 9-8	at Texas A&M* College Station, Texas	
4/19	W, 8-2	at Texas A&M* College Station, Texas	
4/24	W, 7-6	Mississippi State*	Fayetteville
4/25	W, 6-1	Mississippi State*	Fayetteville
4/26	L, 1-2	Mississippi State*	Fayetteville
4/30	W, 5-1	at Alabama*	Hoover, Ala.
5/1	W, 8-4	at Alabama*	Hoover, Ala.
5/2	W, 4-0	at Alabama*	Hoover, Ala.
5/8	L, 4-5	Tennessee*	Fayetteville
5/10	W, 5-2	Tennessee*	Fayetteville
5/12	W, 6-2	at Creighton	Omaha, Neb.
5/14	L, 1-10	at Georgia*	Athens, Ga.
5/15	W, 9-0	at Georgia*	Athens, Ga.
5/16	W, 8-1	at Georgia*	Athens, Ga.
5/19	W, 2-1	vs. Tennessee	Hoover, Ala.
5/20	W, 7-6	vs. Florida	Hoover, Ala.
5/21	L, 5-10	vs. LSU	Hoover, Ala.
5/22	L, 0-10	vs. Florida	Hoover, Ala.
5/29	W, 8-6	vs. Oral Roberts*	Stillwater, Okla.
5/30	W, 7-5	at Oklahoma State*	Stillwater, Okla.
5/31	W, 4-3	vs. St. John's*	Stillwater, Okla.
6/5	W, 18-4	Missouri State\$	Fayetteville
6/6	L, 1-3	Missouri State\$	Fayetteville
6/7	W, 3-2	Missouri State\$	Fayetteville
6/13	L, 3-5	vs. Virginia#	Omaha, Neb.
6/15	L, 3-4	vs. Miami#	Omaha, Neb.

^ - South Alabama Tournament

\* - SEC Game

% - Game played at Dickey-Stephens Park (NLR, Ark.)

! - SEC Tournament (Hoover, Ala.)

++ - NCAA Stillwater Regional

\$ - NCAA Fayetteville Super Regional

# - College World Series

## 2016 (26-29; 7-23 7th SEC West) Dave Van Horn

Date	Result	Opponent	Location
2/19	W, 6-1	Central Michigan	Fayetteville
2/20	W, 4-3	Central Michigan	Fayetteville
2/21	W, 9-4 (8)	Central Michigan	Fayetteville
2/23	W, 21-4	Mississippi Valley St.	Fayetteville
2/24	W, 20-0	Mississippi Valley St.	Fayetteville
2/26	W, 5-2	vs. Rice*	Houston, Texas
2/27	W, 12-3	vs. Houston*	Houston, Texas
2/28	W, 10-6	vs. Texas Tech*	Houston, Texas
3/2	L, 2-3	Louisiana Tech	Fayetteville
3/4	W, 5-2	Eastern Illinois	Fayetteville
3/5	L, 8-10 (12)	Eastern Illinois	Fayetteville
3/6	W, 3-2	Eastern Illinois	Fayetteville
3/9	L, 10-15	Gonzaga	Fayetteville
3/11	W, 3-2 (10)	Western Illinois	Fayetteville
3/12	W, 9-3	Western Illinois	Fayetteville
3/13	W, 3-0	Western Illinois	Fayetteville
3/15	W, 14-4	Grambling State	Fayetteville
3/16	W, 3-2	Grambling State	Fayetteville
3/18	L, 6-10	at South Carolina*	Columbia, S.C.
3/19	L, 2-6	at South Carolina*	Columbia, S.C.
3/20	L, 6-8	at South Carolina*	Columbia, S.C.
3/25	W, 3-2	Auburn*	Fayetteville
3/26	W, 14-7	Auburn*	Fayetteville
3/27	W, 3-1	Auburn*	Fayetteville
3/29	L, 4-5	at Oklahoma State	Stillwater, Okla.

4/1	W, 7-6	Missouri*	Fayetteville
4/2	L, 5-8	Missouri*	Fayetteville
4/3	L, 1-10	Missouri*	Fayetteville
4/6	W, 12-4	at Memphis\$	Memphis, Tenn.
4/8	L, 3-7	at Ole Miss*	Oxford, Miss.
4/9	L, 9-14	at Ole Miss*	Oxford, Miss.
4/10	L, 7-8	at Ole Miss*	Oxford, Miss.
4/12	W, 3-1	ULM%	N. Little Rock, Ark.
4/14	L, 8-12	Florida*	Fayetteville
4/15	L, 2-9	Florida*	Fayetteville
4/16	L, 2-8	Florida*	Fayetteville
4/19	W, 6-2	Creighton	Fayetteville
4/22	W, 1-0 (10)	at Kentucky*	Lexington, Ky.
4/23	W, 2-0 (7)	at Kentucky*	Lexington, Ky.
4/23	L, 4-5 (7)	at Kentucky*	Lexington, Ky.
4/26	W, 7-6	Oklahoma State	Fayetteville
4/30	W, 9-5	Texas A&M*	Fayetteville
4/30	L, 8-11	Texas A&M*	Fayetteville
5/1	L, 2-6	Texas A&M*	Fayetteville
5/3	L, 6-14	at Missouri State	Springfield, Mo.
5/6	L, 4-5	at LSU*	Baton Rouge, La.
5/7	L, 9-10 (10)	at LSU*	Baton Rouge, La.
5/8	L, 1-7	at LSU*	Baton Rouge, La.
5/13	L, 6-8	Alabama*	Fayetteville
5/14	L, 4-10	Alabama*	Fayetteville
5/15	L, 4-7	Alabama*	Fayetteville
5/17	L, 2-8	Missouri State	Fayetteville
5/19	L, 0-7	at Mississippi State*	Starkville, Miss.
5/20	L, 1-5	at Mississippi State*	Starkville, Miss.
5/21	L, 4-9	at Mississippi State*	Starkville, Miss.

^ - Houston College Classic at Minute Maid Park (Houston, Texas)

\* - SEC Game

\$ - Game played at AutoZone Park (Memphis, Tenn.)

% - Game played at Dickey-Stephens Park (NLR, Ark.)

## 2017 (45-19; 18-11 2nd SEC West) Dave Van Horn

Date	Result	Opponent	Location
2/17	W, 7-0	Miami (Ohio)	Fayetteville
2/18	W, 5-1	Miami (Ohio)	Fayetteville
2/19	W, 11-1	Miami (Ohio)	Fayetteville
2/24	W, 11-8	Bryant	Fayetteville
2/25	W, 13-7	Bryant	Fayetteville
2/26	W, 16-6	Bryant	Fayetteville
2/28	L, 3-4	at Louisiana Tech	Ruston, La.
3/1	W, 13-10	at Louisiana Tech	Ruston, La.
3/3	L, 0-3	vs. Arizona*	Frisco, Texas
3/4	W, 15-5	vs. Nebraska*	Frisco, Texas
3/5	L, 3-8	vs. Oklahoma State*	Frisco, Texas
3/7	W, 12-3	ULM	Fayetteville
3/8	W, 11-2	ULM	Fayetteville
3/10	W, 5-2	Rhode Island	Fayetteville
3/10	W, 3-2	Rhode Island	Fayetteville
3/12	L, 0-3	Rhode Island	Fayetteville
3/14	W, 3-2	Alcorn State	Fayetteville
3/15	W, 11-3	Alcorn State	Fayetteville
3/17	W, 3-1	Mississippi State*	Fayetteville
3/18	W, 5-4	Mississippi State*	Fayetteville
3/19	W, 6-1	Mississippi State*	Fayetteville
3/22	W, 5-2	New Orleans	Fayetteville
3/24	W, 9-2	at Missouri*	Columbia, Mo.
3/25	L, 2-7	at Missouri*	Columbia, Mo.
3/26	W, 9-8	at Missouri*	Columbia, Mo.
3/29	Cancelled	Grambling State	Fayetteville
3/31	W, 7-1	at Alabama*	Tuscaloosa, Ala.
4/1	L, 1-7	at Alabama*	Tuscaloosa, Ala.
4/2	W, 8-5	at Alabama*	Tuscaloosa, Ala.

4/5	W, 11-2	Grand Canyon	Fayetteville
4/5	W, 6-1	Grand Canyon	Fayetteville
4/7	W, 9-3	LSU*	Fayetteville
4/8	L, 8-10	LSU*	Fayetteville
4/9	L, 0-2	LSU*	Fayetteville
4/11	W, 12-4	at Missouri State	Springfield, Mo.
4/13	W, 14-4	Georgia*	Fayetteville
4/14	W, 5-4 (10)	Georgia*	Fayetteville
4/15	W, 11-3	Georgia*	Fayetteville
4/18	W, 16-7	Memphis	Fayetteville
4/19	W, 2-0	Memphis\$	N. Little Rock, Ark.
4/21	L, 2-15	at Auburn*	Auburn, Ala.
4/22	W, 7-3	at Auburn*	Auburn, Ala.
4/23	L, 6-11	at Auburn*	Auburn, Ala.
4/25	W, 6-5	vs. Kansas State%	Kansas City, Mo.
4/27	L, 1-9	Ole Miss*	Fayetteville
4/28	L, 1-4	Ole Miss*	Fayetteville
4/28	W, 7-4	Ole Miss*	Fayetteville
5/4	L, 4-5	at Tennessee*	Knoxville, Tenn.
5/6	W, 2-0	at Tennessee*	Knoxville, Tenn.
5/12	W, 4-3	Vanderbilt*	Fayetteville
5/13	L, 2-6	Vanderbilt*	Fayetteville
5/14	W, 7-1	Vanderbilt*	Fayetteville
5/18	W, 6-4 (10)	Texas A&M*	College Station, Texas
5/19	L, 2-5	Texas A&M*	College Station, Texas
5/20	W, 8-0	Texas A&M*	College Station, Texas
5/25	L, 3-4	vs. Mississippi State%	Hoover, Ala.
5/25	W, 12-0 (7)	vs. Auburn%	Hoover, Ala.
5/26	W, 9-2	vs. Mississippi State%	Hoover, Ala.
5/27	W, 16-0 (7)	vs. Florida%	Hoover, Ala.
5/28	L, 2-4	vs. LSU%	Hoover, Ala.
6/2	W, 3-0	Oral Roberts#	Fayetteville
6/3	L, 4-5	Missouri State#	Fayetteville
6/4	W, 4-3	Oral Roberts#	Fayetteville
6/4	W, 11-10	Missouri State#	Fayetteville
6/5	L, 2-3	Missouri State#	Fayetteville

^ - Frisco College Classic at Dr. Pepper Ballpark (Frisco, Texas)

\* - SEC Game

% - Game played at Kauffman Stadium (Kansas City, Mo.)

\$ - SEC Tournament (Hoover, Ala.)

# - NCAA Fayetteville Regional

## 2018 (48-21; 18-12 T-1st SEC West) Dave Van Horn

Date	Result	Opponent	Location
2/16	W, 14-2	Bucknell	Fayetteville
2/17	W, 32-4	Bucknell	Fayetteville
2/18	W, 3-1	Bucknell	Fayetteville
2/21	W, 1-0	vs. Arizona^	San Diego, Calif.
2/23	L, 4-3	vs. Cal Poly^	San Diego, Calif.
2/24	W, 5-2	at San Diego State^	San Diego, Calif.
2/25	L, 7-6	at San Diego^	San Diego, Calif.
2/28	W, 18-1	Dayton	Fayetteville
3/1	W, 11-0	Dayton	Fayetteville
3/2	W, 4-0	USC	Fayetteville
3/3	L, 3-1	USC	Fayetteville
3/4	W, 7-6 (8)	USC	Fayetteville
3/9	W, 7-2	Kent State	Fayetteville
3/9	L, 10-4	Kent State	Fayetteville
3/11	W, 11-4	Kent State	Fayetteville
3/13	W, 13-4	Texas	Fayetteville
3/14	W, 7-5	Texas	Fayetteville
3/16	W, 9-4	Kentucky*	Fayetteville
3/17	W, 14-2	Kentucky*	Fayetteville
3/17	W, 16-9	Kentucky*	Fayetteville
3/21	L, 6-3	at Charlotte	Charlotte, N.C.
3/23	W, 6-3	at Florida*	Gainesville, Fla.
3/24	L, 17-2	at Florida*	Gainesville, Fla.
3/25	L, 5-4	at Florida*	Gainesville, Fla.
3/27	W, 8-7	at Memphis#	Memphis, Tenn.
3/29	W, 6-4	at Ole Miss*	Oxford, Miss.
3/30	L, 5-4	at Ole Miss*	Oxford, Miss.
3/31	L, 11-10	at Ole Miss*	Oxford, Miss.
4/3	W, 10-9 (10)	ULM	Fayetteville
4/4	W, 4-0	ULM	Fayetteville
4/6	W, 2-1	Auburn*	Fayetteville
4/7	W, 13-2	Auburn*	Fayetteville
4/8	W, 5-4	Auburn*	Fayetteville
4/10	W, 7-6	Grambling State&	N. Little Rock, Ark.
4/12	L, 3-2	South Carolina*	Fayetteville
4/14	W, 2-0	South Carolina*	Fayetteville
4/14	W, 3-0	South Carolina*	Fayetteville
4/17	W, 11-7	Missouri State*	Fayetteville
4/20	L, 6-5	at Mississippi State*	Starkville, Miss.
4/21	L, 5-3	at Mississippi State*	Starkville, Miss.
4/21	L, 7-5	at Mississippi State*	Starkville, Miss.
4/24	W, 5-1	Texas Tech	Fayetteville
4/27	W, 7-3	Alabama*	Fayetteville
4/28	W, 7-4	Alabama*	Fayetteville
4/29	W, 9-7	Alabama*	Fayetteville
5/4	W, 5-4	at LSU*	Baton Rouge, La.
5/5	L, 6-4	at LSU*	Baton Rouge, La.
5/6	L, 7-5	at LSU*	Baton Rouge, La.
5/11	W, 9-3	Texas A&M*	Fayetteville

5/12	W, 3-1	Texas A&M*	Fayetteville
5/13	W, 6-3	Texas A&M*	Fayetteville
5/17	W, 8-6	at Georgia*	Athens, Ga.
5/18	L, 8-7 (10)	at Georgia*	Athens, Ga.
5/19	L, 3-2	at Georgia*	Athens, Ga.
5/23	W, 13-8	vs. South Carolina\$	Hoover, Ala.
5/25	W, 8-2	vs. Florida\$	Hoover, Ala.
5/26	L, 2-1	vs. LSU\$	Hoover, Ala.
6/1	W, 10-2	Oral Roberts!	Fayetteville
6/2	W, 10-2	Southern Miss!	Fayetteville
6/3	W, 4-3	Dallas Baptist!	Fayetteville
6/9	W, 9-3	South Carolina+	Fayetteville
6/10	L, 8-5	South Carolina+	Fayetteville
6/11	W, 14-4	South Carolina+	Fayetteville
6/17	W, 11-5	vs. Texas%	Omaha, Neb.
6/20	W, 7-4	vs. Texas Tech%	Omaha, Neb.
6/22	W, 5-2	vs. Florida%	Omaha, Neb.
6/26	W, 4-1	vs. Oregon State%	Omaha, Neb.
6/27	L, 5-3	vs. Oregon State%	Omaha, Neb.
6/28	L, 5-0	vs. Oregon State%	Omaha, Neb.

@ - Game played at Tony Gwynn Stadium (San Diego, Calif.)

^ - Tony Gwynn Legacy Tournament (San Diego, Calif.)

\* - SEC Game

# - Game played at AutoZone Park (Memphis, Tenn.)

\$ - Game played at Dickey-Stephens Park (NLR, Ark.)

% - SEC Tournament (Hoover, Ala.)

! - NCAA Fayetteville Regional

++ - NCAA Fayetteville Super Regional

% - College World Series

## 2019 (46-20; 20-10 T-1st SEC West) Dave Van Horn

Date	Result	Opponent	Location
2/16	W, 15-7	Eastern Illinois-1	Fayetteville
2/16	W, 12-3	Eastern Illinois-2	Fayetteville
2/17	W, 3-2	Eastern Illinois	Fayetteville
2/21	W, 6-3	at USC	Los Angeles, Calif.
2/22	W, 8-6	at USC	Los Angeles, Calif.
2/23	L, 6-4 (10)	at USC	Los Angeles, Calif.
2/27	W, 10-3	Memphis	Fayetteville
3/1	W, 3-1	Stony Brook-1	Fayetteville
3/1	W, 4-3	Stony Brook-2	Fayetteville
3/2	W, 15-7	Stony Brook	Fayetteville
3/6	W, 9-2	Charlotte	Fayetteville
3/8	W, 4-2	Louisiana Tech	Fayetteville
3/9	L, 12-7	Louisiana Tech	Fayetteville
3/10	W, 11-0	Louisiana Tech	Fayetteville
3/12	W, 8-0	Western Illinois	Fayetteville
3/13	W, 11-1 (8)	Western Illinois	Fayetteville
3/15	W, 2-0	Missouri*	Fayetteville
3/16	W, 4-3	Missouri*	Fayetteville
3/17	W, 3-2	Missouri*	Fayetteville
3/19	W, 11-4	at Texas	Austin, Texas
3/20	L, 7-6	at Texas	Austin, Texas
3/22	W, 12-3	at Alabama*	Tuscaloosa, Ala.
3/23	L, 10-0	at Alabama*	Tuscaloosa, Ala.
3/24	W, 10-2	at Alabama*	Tuscaloosa, Ala.
3/26	W, 8-2	at Missouri State	Springfield, Mo.
3/29	W, 5-3	Ole Miss*	Fayetteville
3/30	L, 4-3	Ole Miss*	Fayetteville
3/31	L, 10-5	Ole Miss*	Fayetteville
4/2	L, 17-7	Little Rock	Fayetteville
4/5	L, 6-3	at Auburn-1*	Auburn, Ala.
4/5	W, 9-6 (15)	at Auburn-2*	Auburn, Ala.
4/6	W, 8-0	at Auburn*	Auburn, Ala.
4/9	W, 15-8	Oral Roberts	Fayetteville





6/8	W, 11-2	Ole Miss+	Fayetteville
6/9	L, 13-5	Ole Miss+	Fayetteville
6/10	W, 14-1	Ole Miss+	Fayetteville
6/15	L, 1-0	Florida Tech%	Omaha, Neb.
6/17	L, 5-4	Texas State%	Omaha, Neb.

\* - SEC Game  
 @ - Game played at Dickey-Stephens Park (NLR, Ark.)  
 \$ - SEC Tournament (Hoover, Ala.)  
 ! - NCAA Fayetteville Regional  
 ++ - NCAA Fayetteville Super Regional  
 % - College World Series

**2020 (11-5; 0-0 SEC)  
 Dave Van Horn**

Date	Result	Opponent	Location
2/14	W, 5-1	Eastern Illinois	Fayetteville
2/15	W, 10-1	Eastern Illinois	Fayetteville
2/16	W, 12-3	Eastern Illinois	Fayetteville
2/20	W, 7-5	Gonzaga	Fayetteville
2/21	W, 9-3	Gonzaga	Fayetteville
2/22	W, 5-0	Gonzaga	Fayetteville
2/23	W, 9-5	Gonzaga	Fayetteville
2/28	L, 6-3	vs. Oklahoma^	Houston, Texas
2/29	L, 8-7	vs. Texas^	Houston, Texas
3/1	L, 3-2	vs. Baylor^	Houston, Texas
3/3	L, 8-7	Illinois State	Fayetteville
3/6	L, 13-6	South Alabama	Fayetteville
3/7	W, 15-2	South Alabama	Fayetteville
3/8	W, 5-3	South Alabama	Fayetteville
3/10	W, 6-1	Grand Canyon	Fayetteville
3/11	W, 10-9	Grand Canyon	Fayetteville

^ - Shriners College Classic at Minute Maid Park (Houston, Texas)  
 NOTE: Season suspended due to COVID-19 pandemic

**2021 (50-13; 22-8 SEC Champs)  
 Dave Van Horn**

Date	Result	Opponent	Location
2/20	W, 13-9	vs. Texas Tech^	Arlington, Texas
2/21	W, 4-0	vs. Texas^	Arlington, Texas
2/22	W, 4-1	vs. TCU^	Arlington, Texas
2/25	W, 6-5 (10)	SEMO	Fayetteville
2/26	W, 7-3	SEMO	Fayetteville
2/27	W, 9-3	SEMO	Fayetteville
2/28	W, 11-4 (5)	SEMO	Fayetteville
3/5	W, 7-6	Murray State	Fayetteville
3/6	W, 11-6	Murray State	Fayetteville
3/7	W, 6-0	Murray State	Fayetteville
3/12	W, 9-7 (10)	at Louisiana Tech	Ruston, La.
3/13	W, 8-1	at Louisiana Tech	Ruston, La.
3/14	L, 2-0	at Louisiana Tech	Ruston, La.
3/16	L, 8-5	Oklahoma	Fayetteville
3/19	L, 16-1	Alabama*	Fayetteville
3/20	W, 9-1	Alabama*	Fayetteville
3/21	W, 3-1	Alabama*	Fayetteville
3/23	W, 14-1	Memphis	Fayetteville
3/24	W, 9-4	Memphis	Fayetteville
3/26	W, 8-2	at Mississippi State*	Starkville, Miss.
3/27	W, 11-5	at Mississippi State*	Starkville, Miss.
3/28	W, 6-4	at Mississippi State*	Starkville, Miss.
3/30	W, 21-8	UCA	Fayetteville
4/1	L, 2-1	Auburn*	Fayetteville
4/2	W, 6-5	Auburn*	Fayetteville
4/3	W, 6-5 (10)	Auburn*	Fayetteville
4/6	W, 7-2	Little Rock	Fayetteville
4/7	W, 10-3	Little Rock	Fayetteville
4/10	W, 7-3	at Ole Miss-1*	Oxford, Miss.

4/10	L, 13-6	at Ole Miss-2*	Oxford, Miss.
4/11	W, 18-14	at Ole Miss*	Oxford, Miss.
4/13	W, 12-4	UAPB	Fayetteville
4/14	W, 26-1	UAPB	Fayetteville
4/17	W, 13-0	Texas A&M-1*	Fayetteville
4/17	W, 2-1 (10)	Texas A&M-2*	Fayetteville
4/18	L, 11-10	Texas A&M*	Fayetteville
4/22	W, 6-1	at South Carolina*	Columbia, S.C.
4/23	L, 6-2	at South Carolina-1*	Columbia, S.C.
4/23	W, 5-1	at South Carolina-2*	Columbia, S.C.
4/30	W, 7-0	at LSU*	Baton Rouge, La.
5/1	W, 17-10	at LSU-1*	Baton Rouge, La.
5/1	L, 5-4	at LSU-2*	Baton Rouge, La.
5/7	W, 3-0	Georgia*	Fayetteville
5/8	L, 7-3	Georgia*	Fayetteville
5/9	W, 5-3	Georgia*	Fayetteville
5/11	W, 8-4	Arkansas State*	Fayetteville
5/14	W, 6-5	at Tennessee*	Knoxville, Tenn.
5/15	L, 8-7	at Tennessee*	Knoxville, Tenn.
5/16	W, 3-2	at Tennessee*	Knoxville, Tenn.
5/20	W, 6-2	Florida*	Fayetteville
5/21	W, 4-3	Florida*	Fayetteville
5/22	W, 9-3	Florida*	Fayetteville
5/26	W, 11-2	vs. Georgia\$	Hoover, Ala.
5/27	W, 6-4	vs. Vanderbilt\$	Hoover, Ala.
5/29	W, 3-2	vs. Ole Miss\$	Hoover, Ala.
5/30	W, 7-2	vs. Tennessee\$	Hoover, Ala.
6/4	W, 13-8	NJIT!	Fayetteville
6/5	W, 5-1	Nebraska!	Fayetteville
6/6	L, 5-3	Nebraska!	Fayetteville
6/7	W, 6-2	Nebraska!	Fayetteville
6/11	W, 21-2	NC State+	Fayetteville
6/12	L, 6-5	NC State+	Fayetteville
6/13	L, 3-2	NC State+	Fayetteville

^ - State Farm College Baseball Showdown at Globe Life Field (Arlington, Texas)  
 \* - SEC Game  
 \$ - SEC Tournament (Hoover, Ala.)  
 ! - NCAA Fayetteville Regional  
 ++ - NCAA Fayetteville Super Regional

**2022 (46-21; 18-12 2nd SEC West)  
 Dave Van Horn**

Date	Result	Opponent	Location
2/18	L, 3-2	Illinois State	Fayetteville
2/19	W, 5-1	Illinois State	Fayetteville
2/20	W, 4-2	Illinois State	Fayetteville
2/25	W, 5-2	vs. Indiana*	Round Rock, Texas
2/27	L, 5-0	vs. #6 Stanford^	Round Rock, Texas
2/27	W, 6-5	vs. Louisiana*	Round Rock, Texas
3/2	W, 15-3	Omaha	Fayetteville
3/4	L, 7-3	Southeastern	Fayetteville
3/5	W, 4-2	Southeastern-1	Fayetteville
3/5	W, 11-1 (8)	Southeastern-2	Fayetteville
3/10	W, 12-3	UIC-1	Fayetteville
3/10	W, 5-4	UIC-2	Fayetteville
3/12	W, 10-1	UIC	Fayetteville
3/13	W, 10-8	UIC	Fayetteville
3/15	W, 14-1 (8)	Grambling	Fayetteville
3/16	W, 13-3 (8)	Grambling	Fayetteville
3/18	W, 6-2	Kentucky*	Fayetteville
3/19	W, 9-3	Kentucky*	Fayetteville
3/20	W, 3-1	Kentucky*	Fayetteville
3/25	W, 7-4	at Missouri*	Columbia, Mo.
3/26	L, 7-5	at Missouri*	Columbia, Mo.
3/27	W, 6-4	at Missouri*	Columbia, Mo.
3/29	W, 16-8	Little Rock	Fayetteville



Arkansas claimed its second SEC title in three seasons in 2023, finishing the campaign with a 43-18 overall record. The Razorbacks won their sixth regular-season conference championship in program history, and their fourth as a member of the SEC.

4/1	W, 8-1	Mississippi State*	Fayetteville
4/2	W, 12-5	Mississippi State*	Fayetteville
4/3	L, 5-3 (12)	Mississippi State*	Fayetteville
4/5	W, 21-9	UCA	Fayetteville
4/7	W, 8-1	at Florida*	Gainesville, Fla.
4/8	L, 7-2	at Florida*	Gainesville, Fla.
4/9	L, 9-7	at Florida*	Gainesville, Fla.
4/12	W, 15-0 (7)	UAPB-1	Fayetteville
4/12	W, 6-0 (7)	UAPB-2	Fayetteville
4/14	W, 5-4	#15 LSU*	Fayetteville
4/16	W, 5-0	#15 LSU*	Fayetteville
4/15	W, 6-2	#15 LSU*	Fayetteville
4/19	W, 10-1	Arkansas State	Fayetteville
4/20	W, 10-3	Arkansas State	Fayetteville
4/22	L, 2-1	at Texas A&M* College Station, Texas	
4/23	W, 3-1	at Texas A&M* College Station, Texas	
4/24	L, 11-10	at Texas A&M* College Station, Texas	
4/26	W, 2-1 (10)	vs. UCA@ N. Little Rock, Ark.	
4/29	L, 4-2	Ole Miss*	Fayetteville
4/30	W, 6-3	Ole Miss*	Fayetteville
5/1	W, 4-3	Ole Miss*	Fayetteville
5/3	L, 6-4	Missouri State	Fayetteville
5/6	W, 11-8	at #19 Auburn*	Auburn, Ala.
5/7	L, 5-3	at #19 Auburn*	Auburn, Ala.
5/8	W, 7-4	at #19 Auburn*	Auburn, Ala.
5/13	L, 9-6 (10)	#24 Vanderbilt*	Fayetteville
5/14	W, 11-6	#24 Vanderbilt*	Fayetteville
5/15	L, 5-0 (7)	#24 Vanderbilt*	Fayetteville
5/19	W, 7-3	at Alabama*	Tuscaloosa, Ala.
5/20	L, 8-6	at Alabama*	Tuscaloosa, Ala.
5/21	L, 18-5	at Alabama*	Tuscaloosa, Ala.
5/25	L, 4-3	vs. Alabama\$	Hoover, Ala.
5/27	L, 7-5	vs. Florida\$	Hoover, Ala.
6/3	W, 7-1	vs. OCU!	Stillwater, Okla.
6/4	W, 20-12	at #6 Oklahoma St.!	Stillwater, Okla.
6/5	L, 14-10 (10)	at #6 Oklahoma St.!	Stillwater, Okla.
6/6	W, 7-3	at #6 Oklahoma St.!	Stillwater, Okla.
6/11	W, 4-1	at #11 UNC+	Chapel Hill, N.C.
6/12	W, 4-3	at #11 UNC+	Chapel Hill, N.C.
6/18	W, 17-2	vs. #2 Stanford%	Omaha, Neb.
6/20	L, 13-5	vs. Ole Miss%	Omaha, Neb.
6/21	W, 11-1	vs. #25 Auburn%	Omaha, Neb.
6/22	W, 3-2	vs. Ole Miss%	Omaha, Neb.
6/23	L, 2-0	vs. Ole Miss%	Omaha, Neb.

^ - Karbach Round Rock Classic (Round Rock, Texas)  
 \* - SEC Game  
 @ - Game played at Dickey-Stephens Park (NLR, Ark.)  
 \$ - SEC Tournament (Hoover, Ala.)  
 ! - NCAA Stillwater Regional  
 ++ - NCAA Chapel Hill Super Regional  
 % - College World Series

**2023 (43-18; 20-10 SEC Champs)  
 Dave Van Horn**

Date	Result	Opponent	Location
2/17	W, 3-2	vs. Texas^	Arlington, Texas
2/18	L, 18-6	vs. #15 TCU^	Arlington, Texas
2/19	W, 18-1	vs. #9 Oklahoma St.^	Arlington, Texas
2/21	W, 9-7	Grambling	Fayetteville
2/24	W, 13-2	Eastern Illinois	Fayetteville
2/25	W, 10-3	Eastern Illinois	Fayetteville
2/26	L, 12-3	Eastern Illinois	Fayetteville
3/1	W, 10-9 (11)	Illinois State	Fayetteville
3/3	W, 12-2	Wright State	Fayetteville
3/4	W, 12-6	Wright State	Fayetteville
3/5	W, 6-2	Wright State	Fayetteville
3/7	W, 7-5	Army	Fayetteville

3/10	W, 7-4	Louisiana Tech	Fayetteville
3/11	W, 6-1	Louisiana Tech	Fayetteville
3/12	W, 15-6	Louisiana Tech	Fayetteville
3/14	W, 13-7	UNLV	Fayetteville
3/15	W, 5-2	UNLV	Fayetteville
3/17	W, 7-2	Auburn*	Fayetteville
3/18	W, 9-3	Auburn*	Fayetteville
3/19	W, 5-0	Auburn*	Fayetteville
3/21	W, 12-2	SEMO	Fayetteville
3/24	W, 9-3 (10)	at #1 LSU*	Baton Rouge, La.
3/25	L, 12-2	at #1 LSU*-1	Baton Rouge, La.
3/25	L, 14-5	at #1 LSU*-2	Baton Rouge, La.
3/28	W, 16-3	Omaha	Fayetteville
3/31	L, 12-1	Alabama*	Fayetteville
4/1	W, 9-6	Alabama*	Fayetteville
4/2	W, 5-4	Alabama*	Fayetteville
4/7	W, 11-2	at Ole Miss*-1	Oxford, Miss.
4/7	L, 7-4	at Ole Miss*-2	Oxford, Miss.
4/8	W, 6-4	at Ole Miss	Oxford, Miss.
4/11	W, 21-5	Little Rock	Fayetteville
4/12	L, 11-4	Little Rock	Fayetteville
4/14	W, 5-2	#16 Tennessee*	Fayetteville
4/15	W, 6-3	#16 Tennessee*	Fayetteville
4/16	W, 7-2	#16 Tennessee*	Fayetteville
4/18	W, 6-3	UCA	Fayetteville
4/20	L, 6-5	at Georgia*	Athens, Ga.
4/21	L, 7-3	at Georgia*	Athens, Ga.
4/22	L, 9-8	at Georgia*	Athens, Ga.
4/25	L, 8-4	at Missouri State	Springfield, Mo.
4/27	W, 7-5	Texas A&M*	Fayetteville
4/28	W, 10-4	Texas A&M*	Fayetteville
4/29	W, 8-7	Texas A&M*	Fayetteville
5/2	L, 8-6 (11)	vs. Lipscomb@	N. Little Rock, Ark.
5/5	W, 6-2	at Mississippi State*	Starkville, Miss.
5/6	W, 14-2	at Mississippi State*	Starkville, Miss.
5/7	W, 11-6	at Mississippi State*	Starkville, Miss.
5/12	W, 4-1	#6 South Carolina	Fayetteville
5/13	L, 3-1	#6 South Carolina	Fayetteville
5/14	W, 5-1	#6 South Carolina	Fayetteville
5/18	W, 8-2	at #12 Vanderbilt*	Nashville, Tenn.
5/19	L, 10-8	at #12 Vanderbilt*	Nashville, Tenn.
5/20	L, 7-6	at #12 Vanderbilt*	Nashville, Tenn.
5/24	W, 6-5 (11)	vs. Texas A&M\$	Hoover, Ala.
5/25	W, 5-4	vs. #5 LSUS	Hoover, Ala.
5/27	L, 5-4	vs. Texas A&M\$	Hoover, Ala.
6/2	W, 13-6	Santa Clara!	Fayetteville
6/4	L, 20-5	#17 TCU!	Fayetteville
6/4	W, 6-4	Santa Clara!	Fayetteville
6/5	L, 12-4	#17 TCU!	Fayetteville

^ - Higginbotham College Baseball Showdown at Globe Life Field (Arlington, Texas)  
 \* - SEC Game  
 @ - Game played at Dickey-Stephens Park (NLR, Ark.)  
 \$ - SEC Tournament (Hoover, Ala.)  
 ! - NCAA Fayetteville Regional



Charlie Welch's pinch-hit three-run home run in the bottom of the eighth inning against Nebraska in the do-or-die 2021 NCAA Fayetteville Regional title game helped Arkansas advance to the NCAA Fayetteville Super Regional.





**|| UNIVERSITY OF ARKANSAS**





The University of Arkansas is a welcoming campus of students, faculty and staff who are determined to build a better world. For more than 150 years, tradition and innovation have merged here, creating life-changing opportunities for student success and a sense of belonging. As one of the nation's top public research universities, the U of A has been dedicated to Arkansas since 1871.

[Arkansas.edu](http://Arkansas.edu)



UNIVERSITY OF  
ARKANSAS



**\$6M**

**SCHOLARSHIP FUNDING FOR ARKANSAS STUDENTS**

has grown by **\$6 MILLION** since 2019, and **98% OF NEW FRESHMEN FROM ARKANSAS** who applied for scholarships last year received an award.

**98%**

**NATIONALLY COMPETITIVE AWARDS**

**Truman  
Scholars**

**TOP 10**

Public Institutions

**Goldwater  
Scholars**

**TOP 25**

Public Institutions

**Rhodes  
Scholars**

**TOP 50**

Public Institutions

**162**

**National Science  
Foundation**

Graduate Research Fellows

**Serving Arkansas  
and Beyond**

**\$2.2 billion**  
annual impact on  
the state's  
economy

**SCHOLARSHIP  
AWARDS**



**MORE THAN  
\$98.6  
MILLION**

In FY22, more than **\$98.6 million** in need-based and non-need-based scholarships and grants were awarded to undergraduate students.

Twenty years ago, the university's **total enrollment** was around **15,000 students**.

Today, we have more than **15,000 students from Arkansas alone**.

Since 2009, the number of Arkansans in the freshman class has increased

**53%.**



**Success Happens Here**

Student success is a high priority at the University of Arkansas. Students take advantage of resources, programs and support – from the first day of classes through graduation – at the Cordia Harrington Center for Excellence (CORD), which opened in 2022. The CORD houses academic initiatives programs, such as tutoring, the writing studio, supplemental instruction and peer academic coaching and is located in the heart of campus.






# I<sup>3</sup>R Research Institute

A massive building now under construction at the corner of Dickson Street and Duncan Avenue will allow researchers from widely diverse fields to work together to stimulate innovation and discovery.

## INITIAL GRAND CHALLENGE: Integrative Health

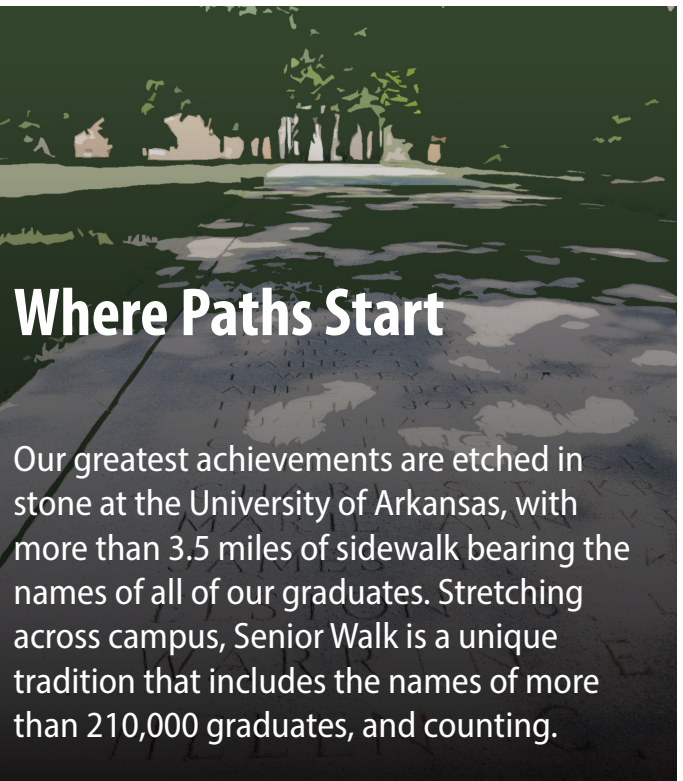
A nearly \$2 MILLION transfer from NIH to the ADAPTIVE NEURAL SYSTEMS GROUP at I<sup>3</sup>R is powering work to design and develop technology to offset the effects of limb amputation, orthopedic injury and disease, and neurological conditions and neurodegenerative diseases.



## Student-to-Faculty Ratio 20:1



Enrollment: More than 30,000



## Where Paths Start

Our greatest achievements are etched in stone at the University of Arkansas, with more than 3.5 miles of sidewalk bearing the names of all of our graduates. Stretching across campus, Senior Walk is a unique tradition that includes the names of more than 210,000 graduates, and counting.



## Notable Razorbacks

- Jerry Jones**, owner of the Dallas Cowboys
- Veronica Campbell-Brown**, Olympic gold medalist
- Bobby Portis**, NBA Champion
- Doug McMillon**, President and CEO of Walmart Stores, Inc.

# Retention and Graduation Rates

**85.6%** 1st Year Retention Rate

**69.2%** 6-Year Graduation Rate

AS OF OCTOBER 2022





## GAME CREDENTIALS

Members of the media should contact Oliver Grigg to request individual game credentials for Razorback home games. Credential requests should be made no later than noon (CT) the day before the scheduled contest and should be directed by email to Oliver Grigg. Credential requests for away games should be made to the communications contact of the home team.

Only fully accredited personnel directly involved in the coverage of the game will be admitted. Credentials are non-transferable.

## INTERVIEW POLICIES

Please direct all requests for interviews with coaches and players to Oliver Grigg. For home SEC weekends, head coach Dave Van Horn will hold his weekly press conference on Wednesday or Thursday with players and assistant coaches available after by request. On road SEC weekends, Van Horn will hold his weekly press conference on Tuesday or Wednesday with players and assistant coaches available after by request. Players are not available for interviews on gamedays, except for postgame interviews.

Postgame press conferences at Baum-Walker Stadium will be held in the Baum-Walker Stadium media room, located in the old visiting clubhouse along the first base line. The Arkansas clubhouse is off limits to the media at all times.

## EMAIL UPDATES

Members of the media may request to be added to the Arkansas communications baseball e-mail group. Subscribers will receive game notes, game stories and other information. To subscribe, send a request to Oliver Grigg. Please identify yourself and your organization in your request as this service is only available to members of the media.

## GAMEDAY MEDIA SERVICES

The Arkansas communications staff provides scorecards, rosters, updated statistics and results for each team. During the 2024 season, only scorecards will be printed for the media. All other information will only be available digitally.

## SEC MEDIA PORTAL

Highlights, Photos & Press Conferences: Arkansas, the SEC and XOS Digital will provide a platform for distribution of game highlights, game photos and press conference content. To request access to the SEC Media Portal and create an account, contact: [licensing@xosdigital.com](mailto:licensing@xosdigital.com).

## MEDIA MEALS & BEVERAGES

The media will be provided a voucher for the concession stands. Water and other beverages will be made available to media members in the press box.



**Oliver Grigg** (Tulane, 2017)

Assistant Director of Communications

Office ..... 479-575-7696

Cell ..... 479-502-6577

Email ..... [ogrigg@uark.edu](mailto:ogrigg@uark.edu)

Twitter ..... @Oliver\_Grigg

## ARKANSAS ATHLETIC COMMUNICATIONS

The University of Arkansas athletic communications office is located on the second floor of the Broyles Athletic Center on North Razorback Road with office hours from 8 a.m. to 5 p.m., Monday through Friday. You can often reach us after hours by phone, but if not, please leave a message on our voice mail system.

Office: 479-575-2751

Fax: 479-575-7481

Press Box: 479-575-5441

Mailing Address:

University of Arkansas  
Razorbacks Communications  
Broyles Athletic Center  
350 N Razorback Road  
Fayetteville, AR 72701

## WIRELESS INTERNET

The Baum-Walker Stadium press box is equipped with wireless internet. Media members can access the #RazorbackWIFI network by entering an email in the login portal.

## GAMEDAY LIVE STATS

Live in-game stats will be provided at [RazorbackStats.com](http://RazorbackStats.com).

## FACILITIES/PARKING

The Arkansas baseball team plays all home games at Baum-Walker Stadium at George Cole Field. Baum-Walker Stadium is located just off Razorback Road south of Martin Luther King, Jr., Boulevard. Parking passes are available for the Tyson Track - South lot, which is located on 15th Street between Beechwood Drive and DeBryn Drive, and the Cardinal lot, which is located along Baum Drive. Only cars with a proper parking credential will be allowed access to the lots.

## PHOTOGRAPHERS

No cameras are allowed on the Baum-Walker Stadium playing surface during games. Photographers are encouraged to use the photo wells at the end of each dugout and behind home plate.





For the 33rd consecutive season, every pitch of the Arkansas baseball season can be heard on the Razorback Sports Network. The network spans the state of Arkansas and can also be heard in neighboring states as well as across the globe via the internet.

The Razorback Baseball Radio Network is one of the largest collegiate baseball radio networks in the nation. With more than 10 affiliates, Razorback baseball games are never more than a dial away no matter where an Arkansas fan resides.

**Phil Elson** enters his 10th season as the play-by-play announcer for the Hogs. Named the 2009, 2017 and 2018 Arkansas Sportscaster of the Year, Elson has 20-plus years of professional baseball broadcasting experience, including 14 seasons as the Director of Broadcasting and Media Relations for the Arkansas Travelers, the former Double-A affiliate of the Los Angeles Angels.

**Bubba Carpenter** enters his seventh season as the radio analyst for the Razorbacks. A three-time All-Southwest Conference player and four-year letterwinner for the Hogs from 1988-91, Carpenter was part of an Arkansas team that reached the 1989 College World Series, and he was a member of three NCAA Tournament teams (1988-90). He is still scattered in the Razorback records book, tied for fourth all-time with 121 walks and tied for 10th with 13 career triples. Carpenter finished his career with a .332 batting average, 195 hits, 141 runs, 10 home runs and 119 RBI.



**2024 RAZORBACK BASEBALL SPORTS NETWORK AFFILIATES**

El Dorado	KELD-FM	107.1
Fayetteville	KOSM-FM	92.1
Fayetteville	KYNG-AM	1590
Forrest City	KJXK-FM	106.5
Forrest City	KJXK-AM	950
Fort Smith	KERX-FM	95.3
Hot Springs / Mena	KTTG-FM	96.3
Little Rock	KABZ-FM	103.7
Marshall	KBCN-FM	104.3
Rogers	KURM-FM	100.3
Rogers	KURM-AM	790
Russellville	KARV-FM	101.3
Russellville	KARV-AM	610
Stuttgart	KWAK-FM	105.5



**Phil Elson**  
Play-by-Play



**Bubba Carpenter**  
Analyst



**Justin DeLille**  
General Manager





## CHARLES F. ROBINSON | CHANCELLOR

Charles F. Robinson is the seventh chancellor of the University of Arkansas. He leads the university's land-grant mission to provide opportunity and transform lives through education, research and service.

Robinson was appointed chancellor on Nov. 16, 2022, after serving as interim chancellor since Aug. 16, 2021. In that time as interim, he championed a new emphasis on the university's land-grant mission and set the priorities of supporting student success, augmenting the institution's research enterprise, and becoming an employer of choice.

Specifically during that period, he added more than \$1 million in scholarships for Arkansas students and avoided increasing in-state tuition and fees by more than .8%, while providing salary increases for employees. He led the effort to establish the historic memo of understanding with the University of Arkansas Division of Agriculture to define and deepen collaboration with the Division. On the research front, development began on the to-be-constructed Multi-User Silicon Carbide Research and Fabrication Facility, the nation's first open national semiconductor fabrication facility, which will allow for low-volume prototyping of integrated circuits and devices - and training of this highly specialized technical workforce. Other notable accomplishments during this time include a successful remote and flexible work pilot, the launch of a classification

and compensation project as well as a comprehensive study of infrastructure and support for the research enterprise. Additionally, he appointed a Strategic Enrollment Management Steering Committee to design future growth, size and distribution of the student body to prepare for higher education's "enrollment cliff," a period when the number of college-available students is predicted to drop precipitously in Arkansas and nationally.

Robinson has served the University of Arkansas for more than 23 years, beginning as an assistant professor of history in 1999. Teaching and mentoring students has always been a priority, even as he was promoted to positions of increasing leadership and responsibility, including serving as provost and executive vice chancellor for Academic and Student Affairs. In this role, he enhanced communication and coordination of the university's academic and student affairs endeavors in order to support a more holistic approach to student success on campus.

He has also served the university as vice provost for diversity and vice chancellor for Student Affairs, and as director of the African and African American Studies Program.

Under his leadership, the university constructed Adohi Hall, a \$79 million campus project that is the only residence hall in the United States to use cross-laminated timber, a construction process that reduces environmental impact. Robinson also oversaw a \$22 million expansion of Pat Walker Health Center and led strategic planning for the university's Student Success Center, a 71,000 square foot facility focused on increasing access to services on campus for all students. Each innovation has helped to better position the university to serve students during a time of record enrollment.

Throughout his tenure at the University of Arkansas, Robinson has consistently led institutional progress in diversity recruitment, student success, and retention and graduation efforts, while articulating new academic initiatives and development goals to better serve campus and meet the needs of students.

As vice chancellor for Student Affairs, Robinson pioneered a major restructuring of the Division of Student Affairs, better positioning the unit to focus on student success. Robinson led the main capital campaign initiative for Advance Arkansas - a \$10 million scholarship effort for first-generation, low-income Arkansans. Additionally, he fostered the creation of the first summer bridge program at the university and established a new line of residential student scholarships aimed at supporting Arkansas students living in campus housing.

As vice provost for diversity, Robinson established several programs focused on making the U of A more accessible for Arkansas students. These include the College Access Initiative, a college readiness outreach program serving underrepresented students and under-resourced schools statewide, as well as the ACT Academy, designed to help students prepare for college entrance exams and academic success. Robinson also led the creation of Razorback Bridge Outreach, a student recruitment, scholarship and retention program reaching underrepresented students.

Robinson's research and teaching focus on southern history and race relations, African American studies, sexuality in history and Civil Rights, among other topics. He has earned many awards for his teaching, including the Fulbright College Master Teacher Award, Arkansas Student Alumni Board Teacher of the Year, and an induction into the university's Teaching Academy.

Robinson holds a bachelor's degree in history from the University of Houston, a master's degree in history from Rice University and a doctorate in history from the University of Houston.

He has authored numerous books, including *Remembrances in Black: Personal Perspectives of the African American Experience at the University of Arkansas*, *Dangerous Liaisons: Sex and Love in the Segregated South* and *Forsaking All Others: A True Story of Interracial Sex and Revenge in the 1880s South*.

Known as an engaged and approachable leader on campus, Robinson is also heavily involved with multiple regional, state and national organizations including recent or current roles on the Arkansas Research Alliance Board of Directors, AETN Foundation Board, Northwest Arkansas Council Advisory Committee (presiding co-chair), ARVEST Bank Board of Directors, National Merit Scholarship Corporation Board of Directors, Center for First-generation Student Success Advisory Board and the Association of Public Land grant Universities Council of Presidents. In fall 2023, College Board honored him with its Exceptional Service to Education Award.



# UNIVERSITY OF ARKANSAS

The Board of Trustees of the University of Arkansas serve as the institution's governing body. The board is comprised of 10 trustees representing each of the state's four congressional districts. The president is the chief executive officer of the University of Arkansas System and reports to the Board of Trustees. Each campus has a chancellor as its chief executive officer, reporting directly to the president.

## BOARD OF TRUSTEES



**Donald R. Bobbitt**  
President



**Charles F. Robinson**  
Chancellor




**Morril Harriman**  
Chairman



**Sheffield Nelson**  
Vice Chairman



**Kelly Eichler**  
Secretary



**Ted Dickey**  
Assistant Secretary



**Tommy Boyer**



**Steve Cox**



**Ed Fryar, Ph.D.**



**Jeremy Wilson**



**Col. Nathaniel Todd**



**Kevin Crass**

## UNIVERSITY OF ARKANSAS STRATEGIC OPERATIONS GROUP

**Charles F. Robinson**  
Chancellor

**Terry Martin**  
Provost & Executive Vice Chancellor for Academic Affairs

**Ann Bordelon**  
Executive Vice Chancellor for Finance & Administration

**Laura Jacobs**  
Chief of Staff

**Jeremy Battjes**  
Vice Chancellor for Student Affairs

**Bill Kincaid**  
Managing Associate General Counsel

**Steve Krogull**  
Associate Vice Chancellor for University Information

**Mike Malone**  
Vice Chancellor for Economic Development

**Randy Massanelli**  
Vice Chancellor for Government & Community Relations

**Margaret E. Sova McCabe**  
Vice Chancellor for Research & Innovation

**Suzanne McCray**  
Vice Provost for Enrollment Management & Dean of Admissions

**Mark Rushing**  
Associate Vice Chancellor for University Relations

**Scott Turley**  
Associate Vice Chancellor for Facilities

**Scott Varady**  
Vice Chancellor for University Advancement

**Danielle L. Williams**  
Associate Vice Chancellor & Executive Director/  
Compliance Officer - Equal Opportunity, Compliance & Title IX

**Michelle Hargis Wolfe**  
Associate Vice Chancellor - HR & Chief People Officer

**Hunter R. Yurachek**  
Vice Chancellor & Director of Athletics



Guided by the program's mission of building Champions and Razorbacks for Life, vice chancellor and director of athletics Hunter Yurachek has helped lead the University of Arkansas' Department of Intercollegiate Athletics to unprecedented success on and off the field.

Since being introduced as the vice chancellor and director of athletics on Dec. 4, 2017, Yurachek has worked tirelessly to foster athletics success in all 19 sports, restore the tradition of a storied program and enhance the student-athlete experience for 465 student-athletes. Thanks to the dedicated efforts of Razorback student-athletes, coaches, administrators, Razorback Foundation members and fans, results are being realized on and off the field.

Now in his sixth full year at the University of Arkansas, Yurachek has firmly positioned the Razorbacks as one of the nation's elite intercollegiate athletics programs. Arkansas is in midst of the most successful era of its program with three-consecutive top-15 Directors' Cup finishes, after earning only one top-15 finish in the first 24 years of the competition.

Arkansas has more than made its mark in the most competitive conference in the nation, winning 31 Southeastern Conference Championships in the past five years, including 23 conference titles in the past three years alone. Both marks lead all SEC programs and the Razorbacks' 31 titles is more than five other league programs combined in that same timeframe.

People throughout the nation are taking notice of the historic run in Fayetteville. Yurachek was selected as a 2021-22 Football Bowl Subdivision Cushman & Wakefield Athletics Director of the Year by his peers. He was also a finalist for the Sports Business Journal 2022 Athletics Director of the Year.

Yurachek's leadership is also making a difference within Arkansas, the SEC and throughout intercollegiate athletics. In 2020, Arkansas Governor Asa Hutchinson named Yurachek to the Governor's Economic Recovery Task Force, to help guide state reopening in the wake of COVID-19. Yurachek was honored as the Arkansas Press Association Headliner of the Year in 2021 and was named the inaugural Celebrate Arkansas Influencer of the Year in 2022.

He is a member of the NCAA Football Oversight Committee, a role he has held since 2021, after previously serving on the Football Competition Committee. Yurachek is the only conference athletics director currently serving on the SEC Executive Committee, which approves the annual operating budget and oversees all financial and fiscal affairs of the conference.

In 2022-23, Arkansas recorded a third consecutive top-15 finish (No. 13). Arkansas finished first among programs with 19 or fewer sports. The Razorbacks captured two NCAA Championships (MITK, WITK), earned 13 top-25 finishes and six top-10 national finishes. 17 of 19 programs were ranked in the top 25, with eight breaking into the top 10. The Hogs won a bowl game for the second straight year, advanced to the NCAA Men's Basketball Tournament's Sweet Sixteen for the third consecutive year and won the program's first match in the NCAA Volleyball Tournament in 18 years. Arkansas won five SEC Championships (BSB, MITK, WITK, MOTK, WOTK).

Academically, Razorback student-athletes combined for a 3.20 cumulative GPA and 166 student-athletes earned academic personal bests. A total of 72 Razorback student-athletes graduated and another 12 earned graduate certificates from the University of Arkansas.

In the 2021-22 academic year, Arkansas recorded the most successful year in the program's history, finishing seventh in the Learfield Directors' Cup. The Razorbacks finished first among programs with 19 or fewer sports, second among SEC schools and earned only its second top-10 Directors' Cup finish. Arkansas earned a total of nine top-10 NCAA finishes and 12 top-20 NCAA finishes. The Razorbacks won eight Southeastern Conference championships (men's and women's cross country, soccer, men's and women's indoor track and field, men's outdoor track and field, softball regular season, softball tournament) and won a New Year's Day bowl game in football for the first time since 2000. In addition, the Razorbacks advanced to the College World Series, the Elite Eight in men's basketball and women's soccer, and the NCAA Golf Championships in both men's and women's golf.

In the classroom, Razorback student-athletes earned a program-record 3.27 GPA and a total of 97 Razorback student-athletes earned their degrees and added their names to Senior Walk in the 2021-22 academic year.

In 2020-21, Razorback Athletics earned a then program-best eighth place finish in the 2020-21 Learfield Directors' Cup. Arkansas' previous best finish, prior to 2020-21, was 14th in the competition that tracks the nation's most successful intercollegiate athletics programs.

The Razorbacks won another NCAA title (Women's Indoor Track & Field), earned eight Top-10 NCAA finishes and a remarkable 10 Southeastern Conference regular season and tournament championships, including SEC triple crown sweeps in both men's and women's cross country & track and field, a second-straight soccer regular season crown, the program's first softball regular season title and a baseball regular season and tournament championship. Arkansas' championship total led the league and doubled the next closest SEC program.

Meanwhile, Razorback student-athletes combined for a 3.25 GPA and 104 student-athletes graduated from the University of Arkansas. A multi-million-dollar renovation of the Randal Tyson Track Center was completed, while brand new facilities, including the \$27 million J.B. and Johnelle Hunt Family Baseball Development Center and the \$15 million Frank O'Mara Track and Field High Performance Center were constructed.

Even in an abbreviated 2019-20 competition schedule, Razorback Athletics built an impressive resume, including winning its first NCAA championship in women's cross country and its first SEC title in soccer. In addition, the Razorbacks earned SEC championships in women's cross country and men's and women's indoor track and field. Razorback student-athletes followed suit in the classroom, earning a 3.24 cumulative GPA with 107 student-athletes adding their names to Senior Walk as University of Arkansas graduates.

Razorback Athletics was also at the forefront of several key initiatives in 2019-20. In October, Nolan Richardson Court was dedicated at Bud Walton Arena. The Eddie Sutton Men's Basketball Practice gymnasium was created at the Basketball Performance Center.

In 2018-19, Arkansas finished No. 23 in the Learfield IMG College Directors' Cup, including finishing first among programs with 19 or fewer teams. Arkansas captured two NCAA team championships (women's indoor and outdoor track & field), four SEC team championships (women's cross country, women's indoor and outdoor track & field, men's golf) and four SEC team runner-up finishes (soccer, men's cross country, men's indoor track & field and women's basketball).

In addition, the Razorback Baseball team won a share of the SEC Western Division title and advanced to its second straight College World Series. A total of 14 programs were nationally ranked during 2018-19, including five in the top 10. Arkansas had four NCAA individual and 22 SEC individual champions.

Razorback student-athletes continued to achieve at a high level in the classroom, posting a cumulative GPA of 3.24. The program graduated 98% of student-athletes who exhausted their athletic eligibility.

In 2018-19, Arkansas hosted its first NCAA Men's and Women's Golf Championships at Blessings Golf Club. In addition, Arkansas was home to the 2019 SEC Indoor and Outdoor Track & Field Championships as well as both an NCAA Baseball Regional and Super Regional at Baum-Walker Stadium.

Yurachek launched several initiatives to further engage Arkansas and Razorback fans around the world. In August 2018, as part of the One Razorback campaign, the inaugural One Hog Call event was held in Fayetteville, Little Rock and around the globe. Razorback fans from more than 16 countries and 40 states participated in a simultaneous Hog Call.

Yurachek's first full year in Fayetteville saw tremendous success. Arkansas tied a program record with a No. 16 finish in the 2017-18 Learfield Sports Directors Cup,





and first in the nation among schools with 19 or fewer sports.

In 2017-18, Arkansas captured four SEC championships (men's and women's cross country, women's indoor track, women's golf), including the school's first SEC crown in women's golf. The Razorbacks earned three top-five national finishes including national championship runner-up finishes at the 2018 NCAA Women's Indoor Track and Field Championships and the 2018 College World Series. Four Arkansas student-athletes earned individual national championships.

In the 2018 spring semester, Razorback student-athletes earned a record-tying 3.25 GPA and 282 student-athletes secured a spot on the department honor roll. Nearly 125 Razorback student-athletes added their name to Senior Walk as graduates of the University of Arkansas.

Yurachek came to Arkansas from the University of Houston where he served as the vice president for athletics. Prior to Houston, Yurachek served as Director of Athletics at Coastal Carolina University, where Coastal won 29 Big South Conference championships. Yurachek was named Under Armour FCS Athletic Director of the Year in 2014. He has also worked at the University of Akron, the University of Virginia, Western Carolina University, Vanderbilt University and Wake Forest University.

In Yurachek's first two years at Houston, the Cougars' sport programs eclipsed 225 points in the Learfield Directors' Cup in back-to-back years for the first time in department history, securing top-three finishes in The American Athletic Conference both years. Houston's programs combined for a league-leading five American Conference team championships and 22 American Conference individual titles.

The success was not limited to the field of play, however, as UH student-athletes placed 96 and 109 student-athletes on the Dean's List in the fall and spring semesters, respectively. Houston student-athletes combined for the highest spring GPA (2.95), highest cumulative GPA following a spring semester (2.93) and the highest average hours passed in a spring semester (14.1) in department history.

The 2016-17 year also saw the continuation of an aggressive facilities plan as construction began on the \$60 million renovation of the Fertitta Center, the football indoor practice facility and a baseball player development center and clubhouse with more than \$85 million of projects all privately funded.

In his first year in the role, Houston recorded its highest finish in the Learfield Directors' Cup since 1999-2000 and its second-highest finish in school history with 296.5 points to finish 73rd nationally. The 2015-16 academic year saw the Houston Football program capture The American Athletic Conference Championship and a Chick-fil-A Peach Bowl win over Florida State, the Houston Men's Track & Field program win The American Indoor and Outdoor Championships and the Houston Women's Golf program claim an American Championship in only its second year with a full team. In addition, the Men's Basketball program returned to the NCAA postseason for the 29th time in program history and the Men's Golf program advanced to the NCAA Championships for the third straight year.

All of the athletic achievements occurred while UH student-athletes recorded the second-best fall GPA, 2.91, and second-best spring GPA, 2.87, in athletic department history while placing a record 88 student-athletes on the University's Dean's Honor List in the spring.

Yurachek led the Houston Athletics fundraising charge with a record amount \$5.2 million in private donations to the Athletics general scholarship fund in the 2014-15 fiscal year. Focused on improving the student-athlete experience, Yurachek also led a department that unveiled the completed Guy V. Lewis Development Center for the Houston Men's and Women's Basketball programs, Carolyn and Ron Yokubaitis Field at Carl Lewis International Track & Field Complex, one of the nation's largest collegiate baseball video boards, a renovated Houston Football locker room and a short game facility for the Houston Men's and Women's Golf programs.

Named by Chancellor Dr. Renu Khator as Chair for a campus-wide steering committee established to oversee the grand opening events for the \$128 million TDECU Stadium, Yurachek assisted in the cultivation, solicitation and securing of a 10-year, \$15 million-naming rights agreement for TDECU Stadium with the per year value ranking in the top ten nationally for collegiate venue naming rights agreements.

Yurachek was instrumental in the national search and hiring of football and men and women's basketball head coaches (Tom Herman, Kelvin Sampson, Ronald Hughey) while overseeing the development and implementation of a \$500,000 remodeling project to the men and women's basketball locker rooms.

He served as liaison with an architectural design firm on the plans for the \$25-million Guy V. Lewis Development Center as well as overseeing the development

and implementation of a \$500,000 facility enhancement to the Athletics/Alumni Center, including the addition of Cougar Cafe, a student-athlete nutrition center.

Yurachek came to Houston after serving four years as Director of Athletics at Coastal Carolina University where he oversaw a department featuring 18 men's and women's NCAA Division I sport programs. A testament of his vision, Yurachek was named the 2014 Under Armour FCS Athletic Director of the Year in May of 2014.

Under Yurachek's leadership, the Chanticleers won a total of 29 Big South Championships (both regular season and tournament championships), made 30 NCAA appearances and finished a program-best 79th in the 2012-13 Learfield Director's Cup.

During Yurachek's time of leadership, Coastal hosted an NCAA Baseball Regional; NCAA Baseball Super Regional; NCAA Division I Football championship contests in 2010 and '13; and NCAA Men's Soccer Championship matches in 2011, '12 and '13, as well as winning a competitive bid to host the VisitMyrtleBeach.com Men's and Women's Big South Basketball Championships in 2013, 2014 and 2015, sponsored by the Myrtle Beach Area Chamber of Commerce.

Coastal Carolina student-athletes posted a 3.028 grade point average (GPA) for the fall 2013 semester and saw its overall GPA rise from 3.053 to 3.108. Of the 434 student-athletes, 253 - or 58.3 percent - posted a GPA between 4.0 and 3.0, including 28 who earned President's List (4.0 GPA for the semester) and an additional 117 who earned Dean's List recognition.

In addition, during Yurachek's tenure Coastal Carolina student-athletes earned:

- 363 All-Big South honors
- 31 All-Big South Player of the Year honors along with 13 Big South Freshman of the Year honors
- 28 All-America honors
- 11 Big South Scholar-Athlete of the Year honors in their respective sports
- 5 Academic All-America honors
- 4 national postgraduate scholarships
- 3 Big South Conference Christenberry Awards for Academic Excellence

With all the success, the Coastal Carolina department operated within a balanced budget during Yurachek's tenure, thanks to his zero-budget initiative and the unprecedented revenues generated since his arrival with his restructuring of the external relations department. In his first year, the department revenue was at \$560,000, including \$316,000 in ticket sales and sponsorships at \$250,000. After the 2012-13 year, revenue came in at \$1.4 million, thanks to \$549,000 in ticket sales and \$600,000 in sponsorships.

Since 2010, the Department of Athletics added women's lacrosse; launched Champions for Life, a life skills enhancement program for student-athletes; signed a five-year \$1.1 million contract with an athletic apparel provider; established the Letterwinners Association; successfully completed NCAA Cycle 3 Recertification; and has been featured on the front page of the sports section of USA Today with the headline reading "Coastal Carolina Piles up Sports Success."

Also, during Yurachek's tenure, several major projects that supported intercollegiate athletics totaling more than \$250 million were included in the University's ongoing capital improvements across the campus.

Prior to his appointment at Coastal Carolina University, Yurachek was executive senior associate athletics director at the University of Akron. He led and managed the Zips' external relations unit, which included marketing and promotions, media relations, ticket operations, development (Z-Fund), video operations and merchandising. In addition, he was the sport administrator for men's basketball, men's golf and women's golf and worked closely with the football program.

Yurachek has also held various athletics administration leadership positions at the University of Virginia, Western Carolina University, Vanderbilt University and Wake Forest University.

He earned his bachelor's degree in business management at Guilford College in 1990, where he was a four-year letter winner in basketball. He earned his master's degree in sports administration from the University of Richmond in 1994.

Born in Richmond, Va., and raised in Charlotte, N.C., Yurachek, and his wife Jennifer have three sons: Ryan, Jake and Brooks. Ryan, a former Marshall University football student-athlete, is a quality control analyst on the football staff at the University of South Carolina. Ryan and his wife Morgan reside in Columbia, S.C. Jake is a University of Arkansas graduate and former Razorback football student-athlete and now works within intercollegiate athletics at SMU. Brooks is a freshman at Wake Forest University where he is a member of Demon Deacons football team.



# PROHOGGS

# 65



*PLAYERS IN PROGRAM HISTORY*



*WORLD SERIES*

# CHAMPIONS



*1967 - DICK HUGHES*



*2007 - ERIC HINSKE*



*2009 - ERIC HINSKE*



*2017 - DALLAS KEUCHEL*



*2018 - ANDREW BENINTENDI*



*2021 - DREW SMYLY*



*2022 - RYNE STANEK*





# This is BASEBALL

## FEBRUARY

		1		2		3
4	5	6	7	8	9	10
11	12	13	14	15	16	17
18	19	20	21	22	23	24
25	26	27	28	29		

## MARCH

						1	2
3	4	5	6	7	8	9	
10	11	12	13	14	15	16	
17	18	19	20	21	22	23	
24	25	26	27	28	29	30	
31							

## APRIL

	1	2	3	4	5	6
7	8	9	10	11	12	13
14	15	16	17	18	19	20
21	22	23	24	25	26	27
28	29	30				

## MAY

	1	2	3	4		
5	6	7	8	9	10	11
12	13	14	15	16	17	18
19	20	21	22	23	24	25
26	27	28	29	30	31	

■ Home Games    ■ Away Games    ^ Arlington, TX (Globe Life Field)    + North Little Rock, AR (Dickey-Stephens Park)  
\* SEC Game    Regionals: May 31-June 3    Super Regionals: June 7-10    College World Series: June 14-24  
 All times are CT and subject to change

[f](#) [X](#) [@](#) | @RAZORBACKBSB