

## APPENDIX B

### COUNTY PROFILES & LOCATIONS OF FAILURE TO APPEAR SUSPENSIONS

Adams County.....	3
Asotin County.....	5
Benton County .....	7
Chelan County.....	9
Clallam County .....	11
Clark County.....	13
Columbia County.....	16
Cowlitz County .....	18
Douglas County .....	20
Ferry County .....	22
Franklin County .....	24
Garfield County .....	26
Grant County.....	28
Grays Harbor County .....	31
Island County .....	34
Jefferson County .....	36
King County.....	38
Kitsap County .....	42
Kittitas County.....	45
Klickitat County .....	48
Lewis County.....	50
Lincoln County .....	53
Mason County.....	55
Okanogan County .....	57
Pacific County .....	60
Pend Oreille County.....	63

**APPENDIX B**

Pierce County ..... 65

San Juan County ..... 69

Skagit County ..... 71

Skamania County ..... 74

Snohomish County ..... 76

Spokane County ..... 80

Stevens County ..... 83

Thurston County ..... 85

Wahkiakum County ..... 88

Walla Walla County ..... 90

Whatcom County ..... 92

Whitman County ..... 95

Yakima County ..... 98

## APPENDIX B

### Adams County

#### District Courts

- 1) **Othello**  
425 E Main St, Ste 400 Phone: 509-488-3935 Carolyn J. Benzel, Judge  
Othello, WA 99344-1003 Fax: 509-488-3480 Jessica Melo, Administrator  
[http://www.co.adams.wa.us/departments/district\\_courts/district\\_court\\_othello.php](http://www.co.adams.wa.us/departments/district_courts/district_court_othello.php)
- 2) **Ritzville**  
210 W Broadway Ave Phone: 509-659-1002 Adalia A. Hille, Judge  
Ritzville, WA 99169-1860 Fax: 509-659-3245 Jadine M. Grams, Administrator  
[http://www.co.adams.wa.us/departments/district\\_courts/district\\_court\\_ritzville.php](http://www.co.adams.wa.us/departments/district_courts/district_court_ritzville.php)

#### Municipal Courts

*Othello*: See Othello District Court; *Ritzville*: See Ritzville District Court

#### Demographics

Adams County is located in southeastern Washington, bounded by Lincoln County on the north, Whitman to the east, Franklin to the south, and Grant on the west. As of April 1, 2015, the county's population was estimated to be 19,410; the 31<sup>st</sup> most populous county in the state. With a land area of about 1,925 square miles, the county is Washington's 32<sup>nd</sup> most densely populated county with approximately 10.1 persons per square mile. Approximately 47% of residents live in unincorporated areas. The largest municipality in Adams County is Othello with over 7,700 residents, followed by Ritzville (1,700), Lind (600), and Washtucna (200). The total number of licensed drivers residing in the county is reported as 14,302.

Using American Community Survey data, the number of county residents at various income levels relative to poverty status is broken down in the table below:

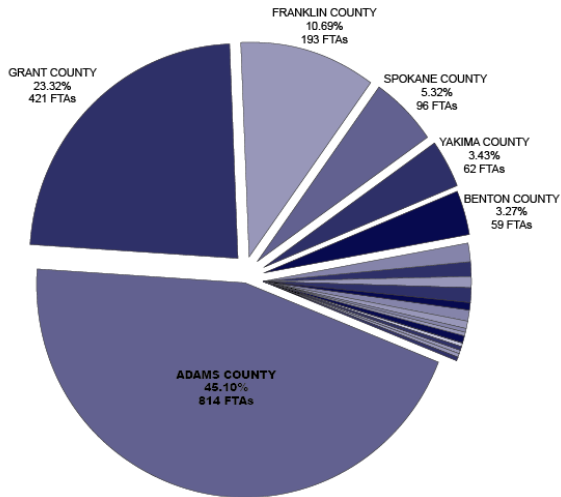
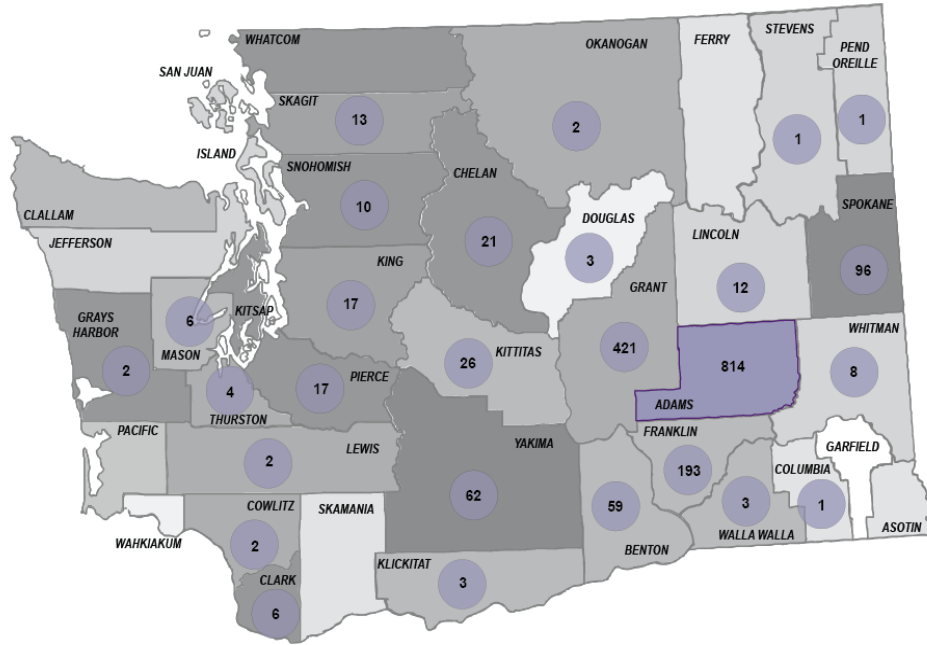
Adams County			
% of Poverty Level	Population: (Total 19,081)	Percent of Population	Income
Below 125%	5,539	29.03%	\$15,103
125-200%	4,309	22.58%	\$24,164
200-300%	3,077	16.13%	\$36,246
300-400%	2,400	12.58%	\$48,328

#### Measures of Failure to Appear (FTA) "Diffuseness"

Using point-in-time snapshot data provided by the Department of Licensing (DOL) regarding all FTAs, the following map and pie chart were created to graphically represent the "diffuseness" of all FTAs across the state. In this context, "diffuseness" means the proportion of FTA suspensions originating from courts outside a person's county of residence. Put differently, the map shows the number of all FTAs belonging to individuals identified as residents of Adams County and the county location of the courts that issued those FTAs. The map or pie chart do not, however, show the number of individuals subject to the FTAs.

The table below was created using different point-in-time snapshot data from DOL focused on persons who only have FTA suspensions, and shows the proportion of persons with multiple FTA suspensions originating from different courts, and whether those courts are in the same or different counties.

## APPENDIX B



Inter- and Intra-Jurisdictional FTA Suspensions for County Residents with Only FTA Suspensions			
Court Jurisdiction	County Jurisdiction		Total
	Different Counties	Same County	
Different Courts	140	10	150
	20.06%	1.43%	21.49%
Same Court	0	548	548
	0%	78.51%	78.51%
Total	140	558	698
	20.06%	79.94%	100%

### Online Information on Payment Plan / Collections

- The Othello District Court branch does not appear to have any information available to the public online regarding payment plans.
- The Ritzville District Court branch specifies that it offers a monthly payment option with a minimum payment of \$25 to defendants who are unable to pay and who must make a request in writing within 15 days of the date of the ticket.
- Adams County District Court contracts with AllianceOne Receivables Management, Inc. for collection services.

### Local Relicensing Programs

From the information available to the public online, it does not appear that Adams County District Court offers a local relicensing program at either the Othello or Ritzville location.

## APPENDIX B

### Asotin County

- 3) District Courts  
135 2nd St Phone: 509-243-2027 Tina L. Kernan, Judge  
PO Box 429 Fax: 509-243-2091 Stacy Grijalva, Administrator  
Asotin, WA 99402-0429  
<http://www.co.asotin.wa.us/district-court/>

- 4) Municipal Courts  
**Asotin**  
121 Cleveland St Phone: 509-243-4411 Todd Richardson, Judge  
PO Box 517 Tina Davidson, Administrator  
Asotin, WA 99402-0517  
<http://cityofasotin.org/asotin-municipal-court/>  
*Clarkston: See Asotin County District Court*

#### Demographics

Asotin County is located in the farthest southeastern corner of Washington, bounded on the east by Idaho and on the south by Oregon, with Garfield County on its western border and Whitman County on the north. As of April 1, 2015, the county's population was estimated to be 22,010; the 28<sup>th</sup> most populous county in the state. With a land area of about 636 square miles, the county is Washington's 21<sup>st</sup> most densely populated county with approximately 34.6 persons per square mile. Approximately 61% of residents live in unincorporated areas. The largest municipality in Asotin County is Clarkston with over 7,200 residents, followed by Asotin (1,300). The total number of licensed drivers residing in the county is reported as 16,379.

Using American Community Survey data, the number of county residents at various income levels relative to poverty status is broken down in the table below:

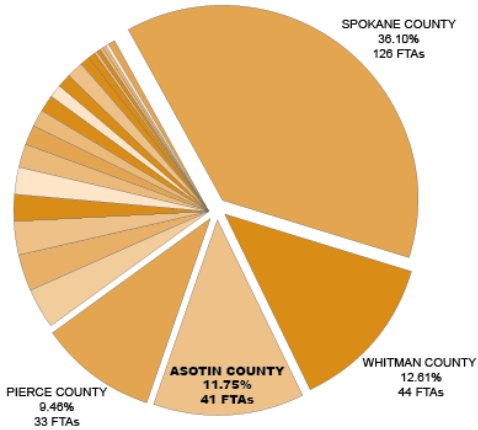
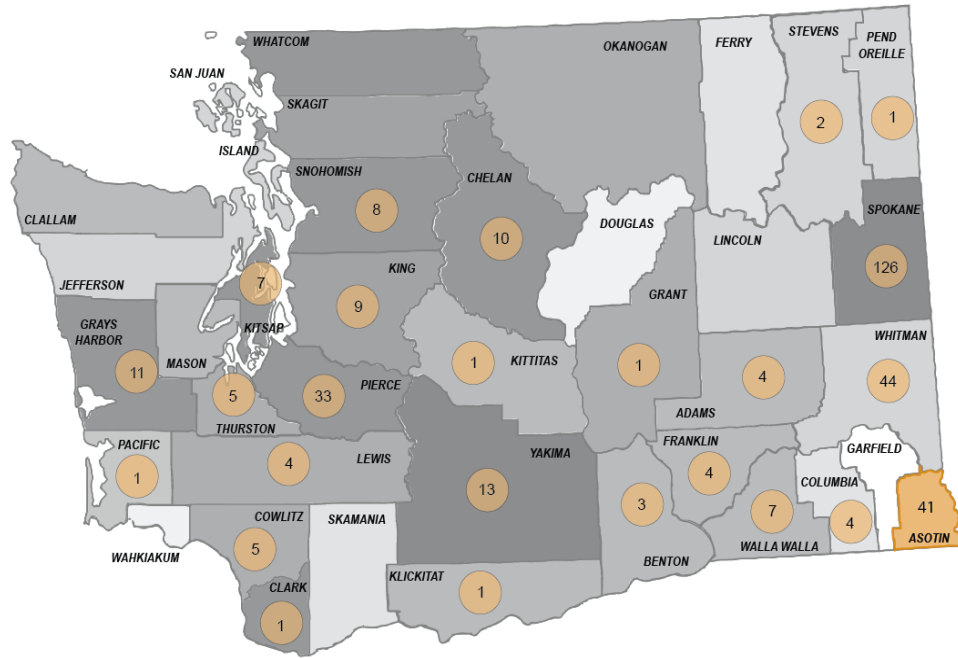
Asotin County			
% of Poverty Level	Population: (Total 22,040)	Percent of Population	Income
Below 125%	4,327	19.63%	\$15,103
125-200%	3,971	18.02%	\$24,164
200-300%	4,965	22.53%	\$36,246
300-400%	2,438	11.06%	\$48,328

#### Measures of Failure to Appear (FTA) "Diffuseness"

Using point-in-time snapshot data provided by the Department of Licensing (DOL) regarding all FTAs, the following map and pie chart were created to graphically represent the "diffuseness" of all FTAs across the state. In this context, "diffuseness" means the proportion of FTA suspensions originating from courts outside a person's county of residence. Put differently, the map shows the number of all FTAs belonging to individuals identified as residents of Asotin County and the county location of the courts that issued those FTAs. The map or pie chart do not, however, show the number of individuals subject to the FTAs.

The table below was created using different point-in-time snapshot data from DOL focused on persons who only have FTA suspensions, and shows the proportion of persons with multiple FTA suspensions originating from different courts, and whether those courts are in the same or different counties.

## APPENDIX B



Inter- and Intra-Jurisdictional FTA Suspensions for County Residents with Only FTA Suspensions			
Court Jurisdiction	County Jurisdiction		Total
	Different Counties	Same County	
Different Courts	57 19.26%	9 3.04%	66 22.3%
Same Court	0 0%	230 77.7%	230 77.7%
<b>Total</b>	<b>57</b> <b>19.26%</b>	<b>239</b> <b>80.74%</b>	<b>296</b> <b>100%</b>

### Payment Plan / Collections

- Asotin County District Court specifies that if you need to arrange a payment plan to contact the court.
- Asotin Municipal Court does not appear to have any information available to the public online regarding payment plans.
- Asotin County District Court and Asotin Municipal Court contract with Credit Bureau of Lewiston-Clarkston, Inc. for collection services.

### Local Relicensing Programs

From the information available to the public online, it does not appear that a local relicensing program is in operation in Asotin County.

## APPENDIX B

### ***Benton County***

#### District Courts

- 5) **Kennewick**  
7122 W Okanogan Pl, Bldg A Phone: 509-735-8476 Dan F. Kathren, Judge  
Kennewick, WA 99336-2359 Fax: 509-736-3069 Jacki D. Lahtinen, Administrator  
<http://www.co.benton.wa.us/pview.aspx?id=705&catID=45>
- 6) **Prosser**  
620 Market St Phone: 509-786-5480 Rosa M. Rojas, Manager  
Prosser, WA 99350-1300 Fax: 509-786-5484  
<http://www.co.benton.wa.us/pview.aspx?id=705&catID=45>

#### Municipal Courts

*Kennewick, Prosser, Richland, W Richland*: See Benton County District Court

#### **Demographics**

Benton County is located in southeastern Washington at the confluence of the Columbia, Snake and Yakima rivers, with Yakima and Klickitat counties on its west, Grant County on its north, and Franklin and Walla Walla on the east. As of April 1, 2015, the county's population was estimated to be 188,590; the 10<sup>th</sup> most populous county in the state. With a land area of about 1,700 square miles, the county is Washington's 9<sup>th</sup> most densely populated county with approximately 110.9 persons per square mile. Approximately 18% of residents live in unincorporated areas. The largest municipality in Benton County is Kennewick with nearly 78,300 residents, followed by Richland (53,100), West Richland (14,000), and Prosser (3,300). The total number of licensed drivers residing in the county is reported as 140,088.

Using American Community Survey data, the number of county residents at various income levels relative to poverty status is broken down in the table below:

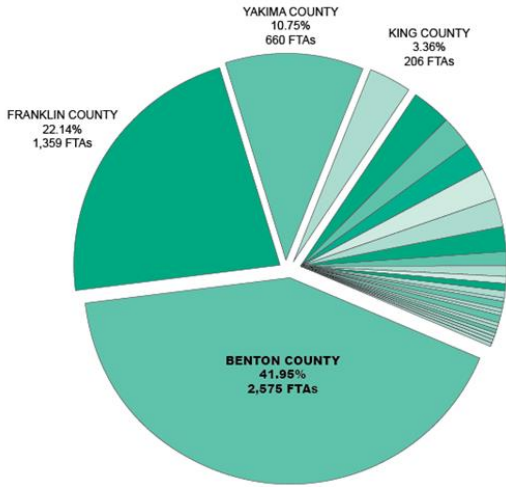
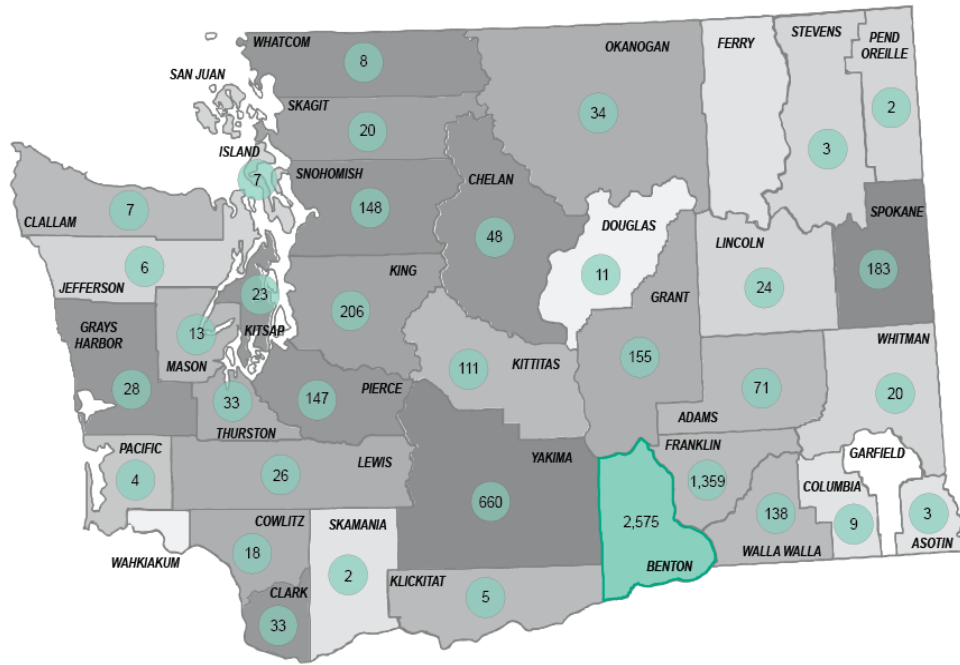
<b>Benton County</b>			
% of Poverty Level	Population: (Total 184,930)	Percent of Population	Income
Below 125%	33,498	18.11%	\$15,103
125-200%	26,068	14.10%	\$24,164
200-300%	30,704	16.60%	\$36,246
300-400%	24,981	13.51%	\$48,328

#### **Measures of Failure to Appear (FTA) "Diffuseness"**

Using point-in-time snapshot data provided by the Department of Licensing (DOL) regarding all FTAs, the following map and pie chart were created to graphically represent the "diffuseness" of all FTAs across the state. In this context, "diffuseness" means the proportion of FTA suspensions originating from courts outside a person's county of residence. Put differently, the map shows the number of all FTAs belonging to individuals identified as residents of Benton County and the county location of the courts that issued those FTAs. The map or pie chart do not, however, show the number of individuals subject to the FTAs.

The table below was created using different point-in-time snapshot data from DOL focused on persons who only have FTA suspensions, and shows the proportion of persons with multiple FTA suspensions originating from different courts, and whether those courts are in the same or different counties.

## APPENDIX B



Inter- and Intra-Jurisdictional FTA Suspensions for County Residents with Only FTA Suspensions			
Court Jurisdiction	County Jurisdiction		Total
	Different Counties	Same County	
Different Courts	551 21.14%	48 1.84%	599 22.98%
Same Court	0 0%	2,008 77.02%	2,008 77.02%
<b>Total</b>	<b>551</b> <b>21.14%</b>	<b>2,056</b> <b>78.86%</b>	<b>2,607</b> <b>100%</b>

### Payment Plan / Collections

- Benton County District Court specifies that defendants need to write a letter or come into the court office to make payment arrangements.
- Benton County District Court contracts with Washington Collectors, Inc. for collection services.

### Local Relicensing Programs

From the information available to the public online, it does not appear that Benton County District Court operates a local relicensing program at either the Kennewick or Prosser location.



## APPENDIX B

### Chelan County

#### District Courts

- 7) 350 Orondo Ave, Fl 4 Phone: 509-667-6600 Nancy Harmon, Judge  
PO Box 2686 Fax: 509-667-6456 Diane Moran, Administrator  
Wenatchee, WA 98807-2686  
<http://www.co.chelan.wa.us/district-court>

#### Municipal Courts

- 8) **Wenatchee Violations Bureau**  
140 S Mission Phone: 509-888-4210 Tammy Patterson, Clerk  
PO Box 519 Fax: 509-888-4219  
Wenatchee, WA 98807-0519  
*Cashmere, Leavenworth:* See Chelan County District Court

#### Demographics

Chelan County is located on the eastern edge of the Cascade Mountains, with Douglas County to the east, Okanogan County to the north, Kittitas County to the south, and Skagit, Snohomish, and King counties to the west. As of April 1, 2015, the county's population was estimated to be 75,030; the 17<sup>th</sup> most populous county in the state. With a land area of about 2,900 square miles, the county is Washington's 23<sup>rd</sup> most densely populated county with approximately 25.7 persons per square mile. Approximately 42% of residents live in unincorporated areas. The largest municipality in Chelan County is Wenatchee with over 33,200 residents, followed by Chelan (4,000), Cashmere (3,000), and Leavenworth (2,000). The total number of licensed drivers residing in the county is reported as 59,235.

Using American Community Survey data, the number of county residents at various income levels relative to poverty status is broken down in the table below:

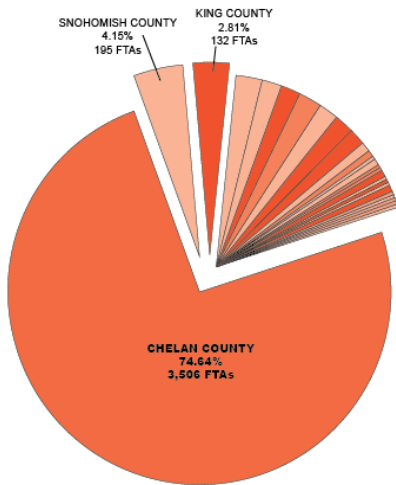
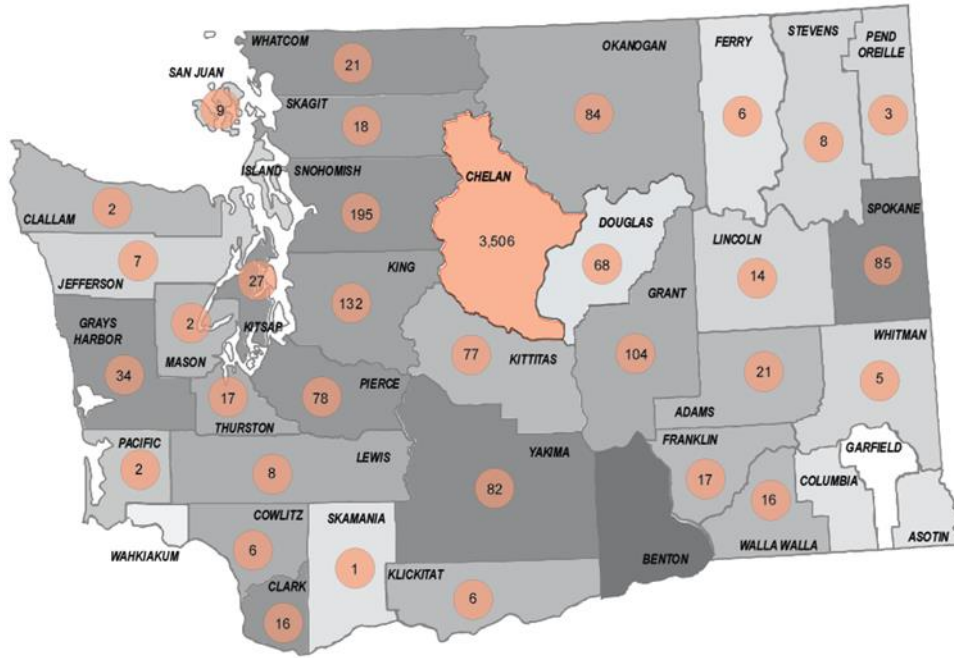
Chelan County			
% of Poverty Level	Population: (Total 74,267)	Percent of Population	Income
Below 125%	13,144	17.70%	\$15,103
125-200%	13,966	18.81%	\$24,164
200-300%	12,859	17.31%	\$36,246
300-400%	11,213	15.10%	\$48,328

#### Measures of Failure to Appear (FTA) "Diffuseness"

Using point-in-time snapshot data provided by the Department of Licensing (DOL) regarding all FTAs, the following map and pie chart were created to graphically represent the "diffuseness" of all FTAs across the state. In this context, "diffuseness" means the proportion of FTA suspensions originating from courts outside a person's county of residence. Put differently, the map shows the number of all FTAs belonging to individuals identified as residents of Chelan County and the county location of the courts that issued those FTAs. The map or pie chart do not, however, show the number of individuals subject to the FTAs.

The table below was created using different point-in-time snapshot data from DOL focused on persons who only have FTA suspensions, and shows the proportion of persons with multiple FTA suspensions originating from different courts, and whether those courts are in the same or different counties.

## APPENDIX B



Inter- and Intra-Jurisdictional FTA Suspensions for County Residents with Only FTA Suspensions			
Court Jurisdiction	County Jurisdiction		Total
	Different Counties	Same County	
Different Courts	298	21	319
	23.73%	1.67%	25.4%
Same Court	0	937	937
	0%	74.6%	74.6%
Total	298	958	1,256
	23.73%	76.27%	100%

### Payment Plan / Collections

- Chelan County District Court specifies that defendants may work out a payment plan with court approval and that payment plans are serviced through PayAssist, a service of Armada Corp.
- Wenatchee Violations Bureau specifies that defendants wanting to make payments must request a court hearing.
- Chelan County District Court and Wenatchee Violations Bureau contract with Armada Corp. for collection services.

### Local Relicensing Programs

From the information available to the public online, it does not appear that a local relicensing program is offered in Chelan County.

## APPENDIX B

### Clallam County

#### District Courts

- 9) **Clallam County I**  
223 E 4th St, Ste 10                      Phone: 360-417-2560                      Rick L. Porter, Judge  
Port Angeles, WA 98362-3015              Fax: 360-417-2403                      Keith R. Wills, Administrator  
<http://www.clallam.net/dc1/index.html>
- 10) **Clallam County II**  
502 E Division St                      Phone: 360-374-6383                      John H. Doherty, Judge  
Forks, WA 98331-8618                      Fax: 360-374-2100                      Glenna M. Pitt, Administrator  
<http://www.clallam.net/DC2/index.html>

#### Municipal Courts

*Port Angeles, Sequim:* See Clallam County District Court I; *Forks:* See Clallam County District Court II

#### **Demographics**

Clallam County occupies a long and narrow area in the most northwestern corner of Washington, with Jefferson County on its south. As of April 1, 2015, the county's population was estimated to be 72,650; the 19<sup>th</sup> most populous county in the state. With a land area of about 1,700 square miles, the county is Washington's 18<sup>th</sup> most densely populated county with approximately 41.8 persons per square mile. Approximately 59% of residents live in unincorporated areas. The largest municipality in Clallam County is Port Angeles with over 19,100 residents, followed by Sequim (~6,900) and Forks (~3,600). The total number of licensed drivers residing in the county is reported as 58,500.

Using American Community Survey data, the number of county residents at various income levels relative to poverty status is broken down in the table below:

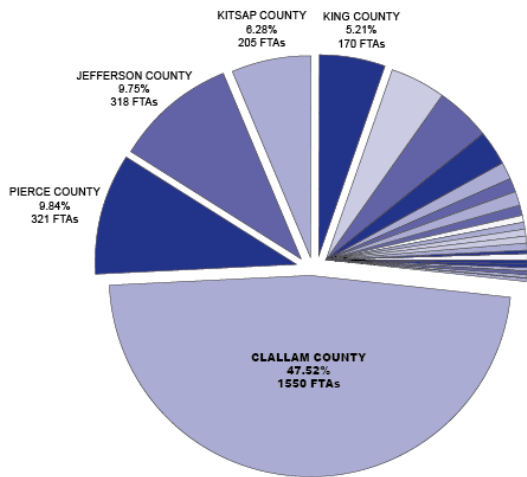
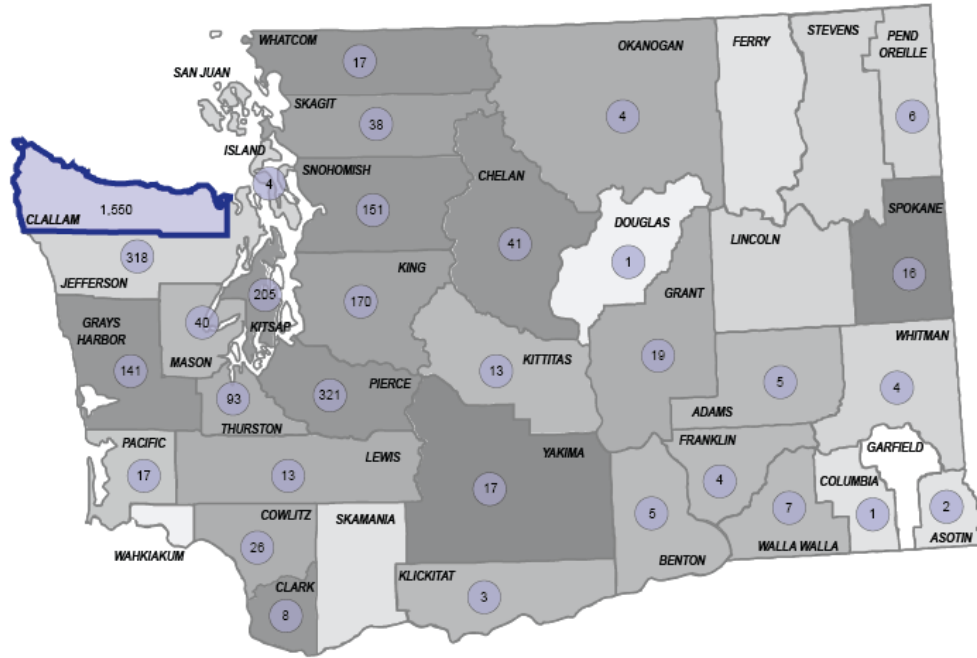
Clallam County			
% of Poverty Level	Population: (Total 72,397)	Percent of Population	Income
Below 125%	13,931	19.24%	\$15,103
125-200%	10,690	14.77%	\$24,164
200-300%	13,559	18.73%	\$36,246
300-400%	10,460	14.45%	\$48,328

#### **Measures of Failure to Appear (FTA) "Diffuseness"**

Using point-in-time snapshot data provided by the Department of Licensing (DOL) regarding all FTAs, the following map and pie chart were created to graphically represent the "diffuseness" of all FTAs across the state. In this context, "diffuseness" means the proportion of FTA suspensions originating from courts outside a person's county of residence. Put differently, the map shows the number of all FTAs belonging to individuals identified as residents of Clallam County and the county location of the courts that issued those FTAs. The map or pie chart do not, however, show the number of individuals subject to the FTAs.

The table below was created using different point-in-time snapshot data from DOL focused on persons who only have FTA suspensions, and shows the proportion of persons with multiple FTA suspensions originating from different courts, and whether those courts are in the same or different counties.

## APPENDIX B



Inter- and Intra-Jurisdictional FTA Suspensions for County Residents with Only FTA Suspensions			
Court Jurisdiction	County Jurisdiction		Total
	Different Counties	Same County	
Different Courts	263	57	320
	21.06%	4.56%	25.62%
Same Court	0	929	929
	0%	74.38%	74.38%
Total	263	986	1,249
	21.06%	78.94%	100%

### Payment Plan / Collections

- Clallam County District Court I specifies that the Judge or Clerk will work out a time payment agreement if defendants cannot pay all of the penalty at the time of the hearing.
- Clallam County District II Court’s “Infraction Procedures” publication specifies that defendants need to contact the court to make payment arrangements. The Court’s “Criminal Traffic Procedures” publication specifies that all fines are due in full at sentencing unless the defendant is given the option to sign a payment agreement with the court. The court also specifies that individuals who forgot about their infraction tickets may only pay in full and that the court will not accept partial payments.
- Clallam County District Court contracts with Dynamic Collectors, Inc. for collections services and advises that collection fees are 30% in addition to the principal amount owed.

### Local Relicensing Programs

From the information available to the public online, it does not appear that Clallam County District Court offers a local relicensing program.

## APPENDIX B

### Clark County

- District Courts
- 11) 1200 Franklin St Phone: 360-397-2424 Kelli E. Osler, Judge  
 PO Box 9806 Rafaela Selga, Administrator  
 Vancouver, WA 98666-9806  
<https://www.clark.wa.gov/district-court>
- Municipal Courts
- 12) **Battle Ground**  
 109 SW 1st St, Ste 272 Phone: 360-342-5150 Roger Bennett, Judge  
 Battle Ground, WA 98604-2818 Fax: 360-342-5159 Carol Landwehr, Supervisor  
<http://www.cityofbg.org/index.aspx?nid=191>
- 13) **Camas-Washougal**  
 89 C St Phone: 360-397-2125 Kelli E. Osler, Judge  
 Washougal, WA 98671-2142 Fax: 360-833-0818 Rafaela Selga, Administrator  
<http://www.ci.camas.wa.us/index.php/yourgovernment/court>
- 14) **Vancouver Violations Bureau**  
 610 Esther St Phone: 360-619-1154 Michael G. Merrill, Manager  
 PO Box 8995  
 Vancouver, WA 98668-8995  
*LaCenter, Ridgefield: See Battle Ground Municipal Court; Vancouver, Yacolt: See Clark County District Court*

#### Demographics

Clark County is located in southwest Washington on the Columbia River. As of April 1, 2015, the county’s population was estimated to be 451,820; the 5<sup>th</sup> most populous county in the state. With a land area of about 629 square miles, the county is Washington’s 2<sup>nd</sup> most densely populated county with approximately 718.3 persons per square mile. Approximately 47% of residents live in unincorporated areas. The largest municipality in Clark County is Vancouver with around 170,400 residents, followed by Camas (21,200), Battle Ground (19,300), and Washougal (15,200). The total number of licensed drivers residing in the county is reported as 354,160.

Using American Community Survey data, the number of county residents at various income levels relative to poverty status is broken down in the table below:

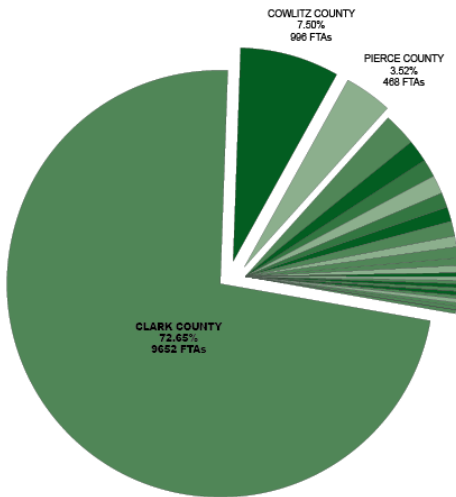
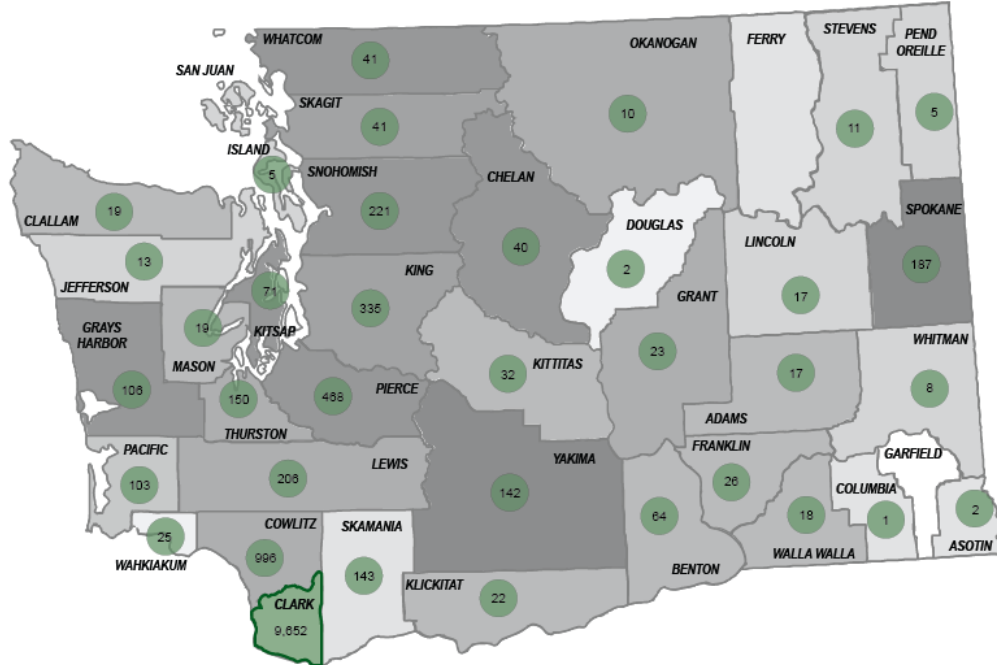
Clark County			
% of Poverty Level	Population: (Total 444,506)	Percent of Population	Income
Below 125%	66,685	15.00%	\$15,103
125-200%	61,048	13.73%	\$24,164
200-300%	83,860	18.87%	\$36,246
300-400%	66,824	15.03%	\$48,328

#### Measures of Failure to Appear (FTA) “Diffuseness”

Using point-in-time snapshot data provided by the Department of Licensing (DOL) regarding all FTAs, the following map and pie chart were created to graphically represent the “diffuseness” of all FTAs across the state. In this context, “diffuseness” means the proportion of FTA suspensions originating from courts outside a person’s county of residence. Put differently, the map shows the number of all FTAs belonging to individuals identified as residents of Clark County and the county location of the courts that issued those FTAs. The map or pie chart do not, however, show the number of individuals subject to the FTAs.

The table below was created using different point-in-time snapshot data from DOL focused on persons who only have FTA suspensions, and shows the proportion of persons with multiple FTA suspensions originating from different courts, and whether those courts are in the same or different counties.

## APPENDIX B



Inter- and Intra-Jurisdictional FTA Suspensions for County Residents with Only FTA Suspensions			
Court Jurisdiction	County Jurisdiction		Total
	Different Counties	Same County	
Different Courts	1,067	324	1,391
	15.7%	4.77%	20.47%
Same Court	0	5,404	5,404
	0%	79.53%	79.53%
Total	1,067	5,728	6,795
	15.7%	84.3%	100%

### Payment Plan / Collections

- Clark County District Court specifies that all financial obligations are payable in full upon resolution of the case, unless otherwise ordered by the court, and that people who are unable to pay the full amount when due may set up a time payment plan administered by Signal Credit Management Services. The payment plan terms are a function of the obligation; the minimum monthly payment amount is the greater of 10% of the account balance or \$25 if the amount owed is under \$1,000, and 5% of the account balance if the total amount owed is over \$1,000.
- Battle Ground Municipal Court specifies that at a hearing, a defendant will be required to pay the penalty at the end of the hearing or sign a Penalty Payment Agreement. The court also specifies that once the case has gone to collections, defendants may no longer pay at the court office.
- The Camas-Washougal Municipal Court does not appear to have any information available to the public online regarding payment plans.
- Clark County District Court and Camas-Washougal Municipal Court contract with AllianceOne Receivables Management, Inc. for collection services.

## **APPENDIX B**

- Battle Ground Municipal Court contracts with AllianceOne Receivables Management, Inc. and Dynamic Collectors, Inc. for collection services.

### **Local Relicensing Programs**

A collaboration of agencies and organizations in Clark County offers a “Driver License Restoration Program” to help suspended drivers become legally licensed as rapidly as possible. Individuals qualify for the program if they owe more than \$500 of FTA fines in collections and their license is currently suspended for failure to appear or pay by Clark County District Court or the Camas, Washougal, and Battle Ground municipal courts. The program requires individuals to pay \$75 to attend a Driving While Suspended class where the program is explained further.

## APPENDIX B

# Columbia County

### District Courts

- 15) 535 Cameron St Phone: 509-382-4812 G. Scott Marinella, Judge  
Dayton, WA 99328-1279 Fax: 509-382-2490 Kriston K. Anderson, Administrator  
<http://www.columbiaco.com/index.aspx?nid=70>

### Municipal Courts

Dayton: See Columbia District Court

### Demographics

Columbia County is located in southeastern Washington, with Whitman County to the north, Walla Walla County to the west and Garfield County to the east. As of April 1, 2015, the county's population was estimated to be 4,090; the 37<sup>th</sup> most populous county in the state. With a land area of about 869 square miles, the county is Washington's 36<sup>th</sup> most densely populated county with approximately 4.7 persons per square mile. Approximately 34% of residents live in unincorporated areas. The largest municipality in Columbia County is Dayton with around 2,600 residents, followed by Starbuck (100). The total number of licensed drivers residing in the county is reported as 3,081.

Using American Community Survey data, the number of county residents at various income levels relative to poverty status is broken down in the table below:

Columbia County			
% of Poverty Level	Population: (Total 3,989)	Percent of Population	Income
Below 125%	989	24.79%	\$15,103
125-200%	729	18.28%	\$24,164
200-300%	769	19.28%	\$36,246
300-400%	369	9.25%	\$48,328

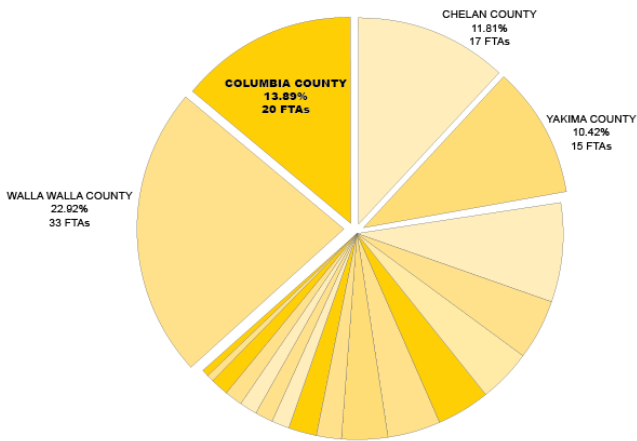
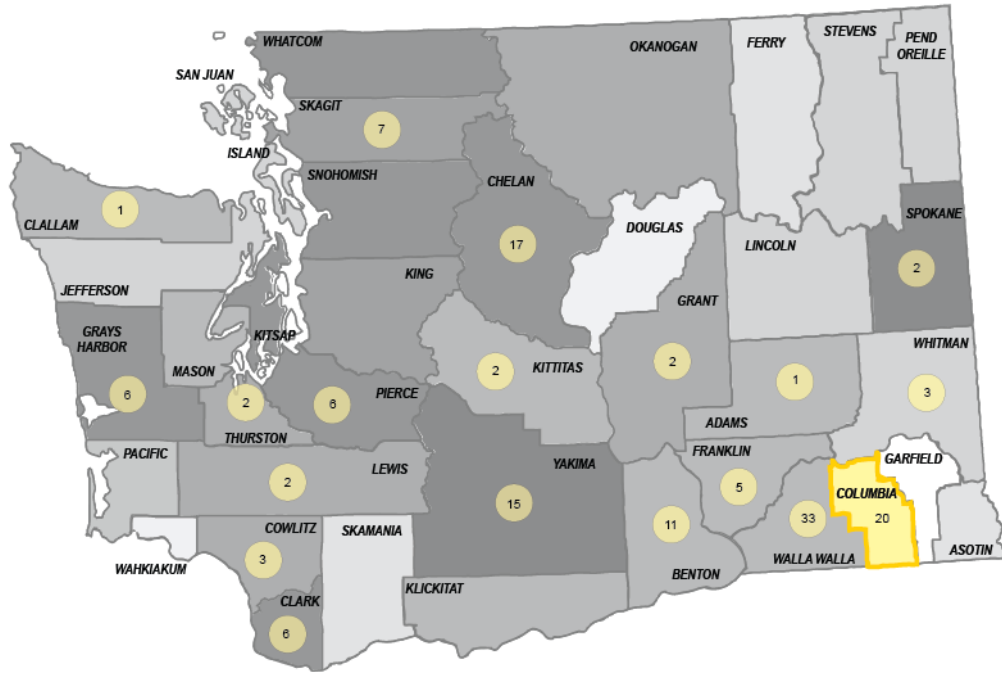
### Measures of Failure to Appear (FTA) "Diffuseness"

Using point-in-time snapshot data provided by the Department of Licensing (DOL) regarding all FTAs, the following map and pie chart were created to graphically represent the "diffuseness" of all FTAs across the state. In this context, "diffuseness" means the proportion of FTA suspensions originating from courts outside a person's county of residence. Put differently, the map shows the number of all FTAs belonging to individuals identified as residents of Columbia County and the county location of the courts that issued those FTAs. The map or pie chart do not, however, show the number of individuals subject to the FTAs.

The table below was created using different point-in-time snapshot data from DOL focused on persons who only have FTA suspensions, and shows the proportion of persons with multiple FTA suspensions originating from different courts, and whether those courts are in the same or different counties.



## APPENDIX B



Inter- and Intra-Jurisdictional FTA Suspensions for County Residents with Only FTA Suspensions			
Court Jurisdiction	County Jurisdiction		Total
	Different Counties	Same County	
Different Courts	10 26.32%	1 2.63%	11 28.95%
Same Court	0 0%	27 71.05%	27 71.05%
<b>Total</b>	<b>10</b> <b>26.32%</b>	<b>28</b> <b>73.68%</b>	<b>38</b> <b>100%</b>

### Payment Plan / Collections

- Columbia County District Court does not appear to have any information available to the public online regarding payment plans.
- Columbia County District Court contracts with Professional Service Bureau, Inc. for collection services.

### Local Relicensing Programs

From the information available to the public online, it does not appear that Columbia County District Court offers a local relicensing program.

## APPENDIX B

### **Cowlitz County**

#### District Courts

- 16) 312 SW 1st Ave, Rm 207 Phone: 360-577-3073 David R. Koss, Judge  
 Kelso, WA 98626-1797 Fax: 360-577-3132 Delaura D Wirkkala, Administrator  
<http://www.co.cowlitz.wa.us/districtcourt/>

#### Municipal Courts

- 17) **Longview Violations Bureau**  
 1351 Hudson St Phone: 360-442-5800 Mary Chennault, Director  
 PO Box 128 Fax: 360-442-5963  
 Longview, WA 98632-7080  
<http://www.ci.longview.wa.us/police>

*Castle Rock, Kalama, Kelso, Longview, Woodland: See Cowlitz County District Court*

#### **Demographics**

Cowlitz County is located in southwest Washington on the Columbia River. As of April 1, 2015, the county’s population was estimated to be 104,280; the 12<sup>th</sup> most populous county in the state. With a land area of about 1,140 square miles, the county is Washington’s 12<sup>th</sup> most densely populated county with approximately 91.5 persons per square mile. Approximately 43% of residents live in unincorporated areas. The largest municipality in Cowlitz County is Longview with around 37,100 residents, followed by Kelso (12,000), part of Woodland (5,800), and Kalama (2,500). The total number of licensed drivers residing in the county is reported as 79,668.

Using American Community Survey data, the number of county residents at various income levels relative to poverty status is broken down in the table below:

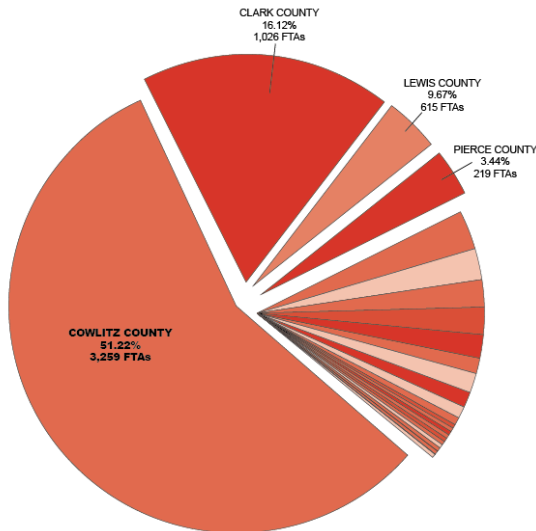
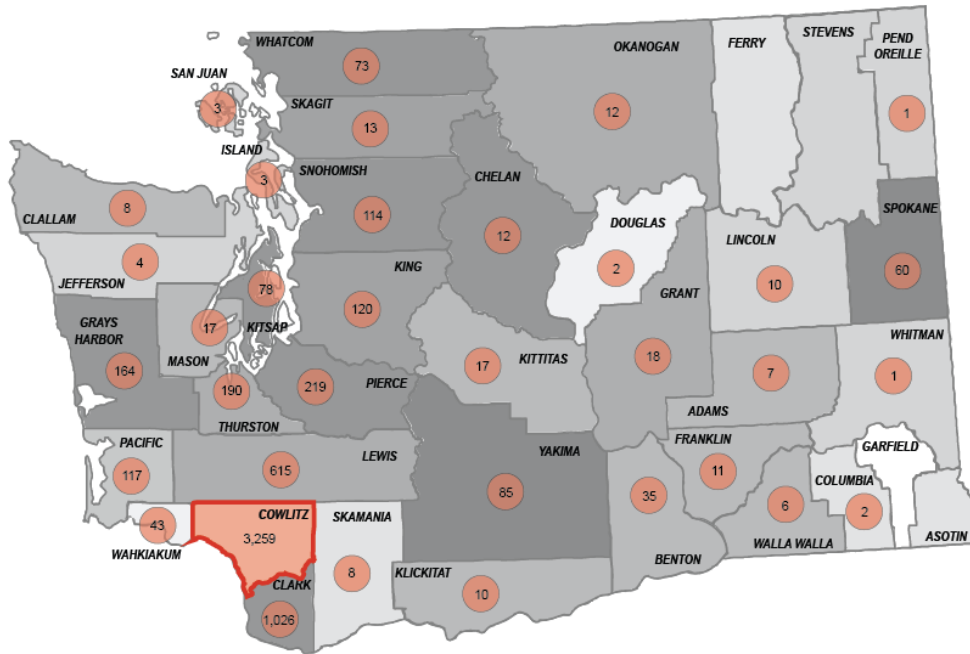
<b>Cowlitz County</b>			
% of Poverty Level	Population: (Total 102,338)	Percent of Population	Income
Below 125%	23,301	22.77%	\$15,103
125-200%	15,723	15.36%	\$24,164
200-300%	17,955	17.54%	\$36,246
300-400%	15,293	14.94%	\$48,328

#### **Measures of Failure to Appear (FTA) “Diffuseness”**

Using point-in-time snapshot data provided by the Department of Licensing (DOL) regarding all FTAs, the following map and pie chart were created to graphically represent the “diffuseness” of all FTAs across the state. In this context, “diffuseness” means the proportion of FTA suspensions originating from courts outside a person’s county of residence. Put differently, the map shows the number of all FTAs belonging to individuals identified as residents of Cowlitz County and the county location of the courts that issued those FTAs. The map or pie chart do not, however, show the number of individuals subject to the FTAs.

The table below was created using different point-in-time snapshot data from DOL focused on persons who only have FTA suspensions, and shows the proportion of persons with multiple FTA suspensions originating from different courts, and whether those courts are in the same or different counties.

## APPENDIX B



Inter- and Intra-Jurisdictional FTA Suspensions for County Residents with Only FTA Suspensions			
Court Jurisdiction	County Jurisdiction		Total
	Different Counties	Same County	
Different Courts	466	51	517
	17.7%	1.94%	19.64%
Same Court	0	2,116	2,116
	0%	80.36%	80.36%
Total	466	2,167	2,633
	17.7%	82.3%	100%

### Payment Plan / Collections

- Cowlitz County District Court specifies that defendants may contact the court clerk to request up to 60 days to pay a fine in full provided that the request is made within 15 days of the infraction’s issuance, and that monthly payments are administered by Court Payment Management Services, Inc.
- Cowlitz County District Court contracts with Dynamic Collectors, Inc. for collection services.

### Local Relicensing Programs

Cowlitz County offers a “DWLS Program” involving the completion of a reinstatement plan that must be approved by the judge, and which includes a reduction of the collection agency fee to 20% and the cancellation of all interest. So long as monthly payments are being made, the court releases the associated holds on the defendant’s driving privileges. A defendant removed from the program for violating its requirements may not be eligible to participate in the future. See <http://www.co.cowlitz.wa.us/index.aspx?NID=888> for additional information.

## APPENDIX B

### **Douglas County**

#### District Courts

18) **East Wenatchee**

110 2nd St NE, Ste 100 Phone: 509-884-3536 Judith L. McCauley, Judge  
 East Wenatchee, WA 98802-4879 Fax: 509-884-5973 Susan D. Jacobucci, Administrator  
<http://www.douglascountywa.net/departments/districtcourt/>

19) **Bridgeport**

1206 Columbia Ave Phone: 509-686-2034 Judith L. McCauley, Judge  
 PO Box 730 Fax: 509-686-0532 Obdulia Mishra, Chief Clerk  
 Bridgeport, WA 98813-0730  
<http://www.douglascountywa.net/departments/districtcourt/>

#### Municipal Courts

20) **East Wenatchee**

271 9th St NE Phone: 509-884-0680 Chancey C. Crowell, Judge  
 East Wenatchee, WA 98802-4438 Fax: 509-886-4501 Mary Beth Phillips, Administrator  
<http://www.east-wenatchee.com/government/municipal-court>  
*Bridgeport, Rock Island, Waterville: See Douglas County District Court*

### **Demographics**

Douglas County is located close to the geographic center of the state, with Chelan County to the west, Okanogan County to the north, and Grant County to the south. As of April 1, 2015, the county’s population was estimated to be 39,990; the 26<sup>th</sup> most populous county in the state. With a land area of about 1,819 square miles, the county is Washington’s 25<sup>th</sup> most densely populated county with approximately 22 persons per square mile. Approximately 54% of residents live in unincorporated areas. The largest municipality in Douglas County is East Wenatchee with around 13,400 residents, followed by Bridgeport (2,500), Waterville (1,200), and Rock Island (900). The total number of licensed drivers residing in the county is reported as 29,081.

Using American Community Survey data, the number of county residents at various income levels relative to poverty status is broken down in the table below:

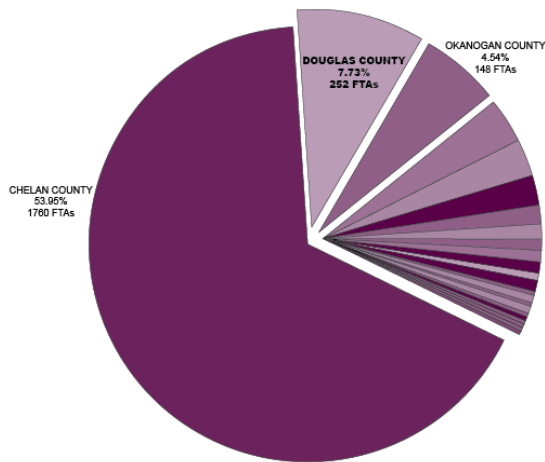
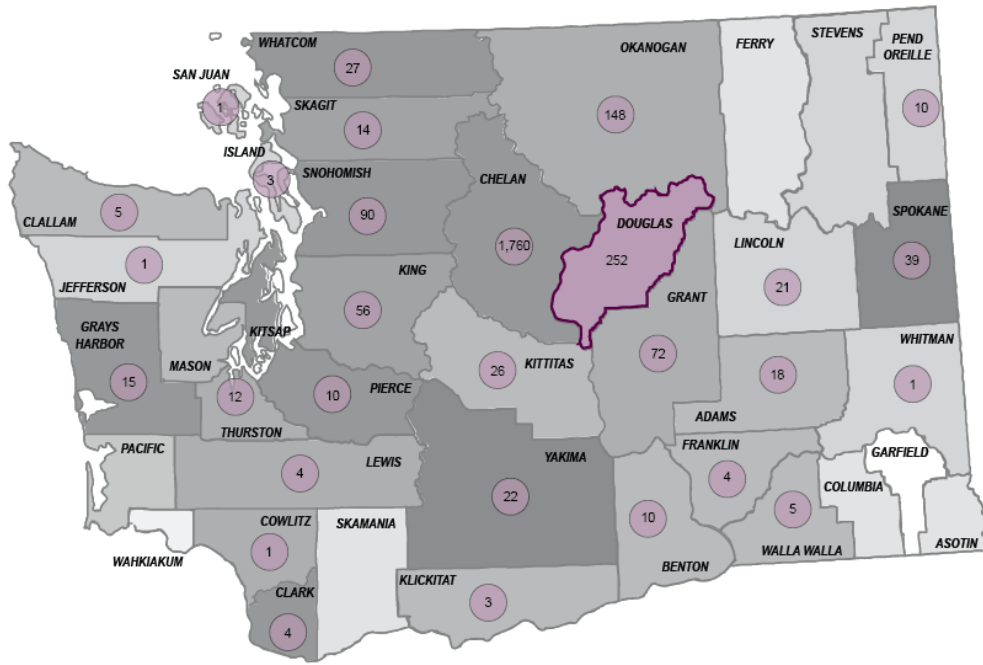
<b>Douglas County</b>			
% of Poverty Level	Population: (Total 39,599)	Percent of Population	Income
Below 125%	8,404	21.22%	\$15,103
125-200%	6,995	17.66%	\$24,164
200-300%	8,294	20.94%	\$36,246
300-400%	5,289	13.36%	\$48,328

### **Measures of Failure to Appear (FTA) “Diffuseness”**

Using point-in-time snapshot data provided by the Department of Licensing (DOL) regarding all FTAs, the following map and pie chart were created to graphically represent the “diffuseness” of all FTAs across the state. In this context, “diffuseness” means the proportion of FTA suspensions originating from courts outside a person’s county of residence. Put differently, the map shows the number of all FTAs belonging to individuals identified as residents of Douglas County and the county location of the courts that issued those FTAs. The map or pie chart do not, however, show the number of individuals subject to the FTAs.

The table below was created using different point-in-time snapshot data from DOL focused on persons who only have FTA suspensions, and shows the proportion of persons with multiple FTA suspensions originating from different courts, and whether those courts are in the same or different counties.

## APPENDIX B



Inter- and Intra-Jurisdictional FTA Suspensions for County Residents with Only FTA Suspensions			
Court Jurisdiction	County Jurisdiction		Total
	Different Counties	Same County	
Different Courts	161	18	179
	25.56%	2.86%	28.41%
Same Court	0	451	451
	0%	71.59%	71.59%
Total	161	469	630
	25.56%	74.44%	100%

### Payment Plan / Collections

- Douglas County District Court does not appear to have any information available to the public online regarding payment plans.
- East Wenatchee Municipal Court does not appear to have any information available to the public online regarding payment plans.
- Douglas County District Court contracts with Dynamic Collectors, Inc. for collection services.
- East Wenatchee Municipal Court contracts with Armada Corp. for collection services.

### Local Relicensing Programs

From the information available to the public online, it does not appear that Douglas County District Court or East Wenatchee Municipal Court operate a local relicensing program.

## APPENDIX B

### Ferry County

- 21) District Courts  
350 E Delaware Ave, Ste 6                      Phone: 509-775-5225                      Thomas D. Brown, Judge  
Republic, WA 99166-9747                      ext. 2504                                      Chris Burnside, Administrator  
Fax: 509-775-5221

[http://www.ferry-county.com/Courts%20and%20Law/District\\_Court.html](http://www.ferry-county.com/Courts%20and%20Law/District_Court.html)

#### Demographics

Ferry County is located at the state's northern border, with Okanogan County to the west, Lincoln County to the south, and Stevens County to the east. As of April 1, 2015, the county's population was estimated to be 7,710; the 36<sup>th</sup> most populous county in the state. With a land area of over 2,203 square miles, the county is Washington's 38<sup>th</sup> most densely populated county with approximately 3.5 persons per square mile. Approximately 86% of residents live in unincorporated areas. The largest municipality in Ferry County is Republic with around 1,100 residents. The total number of licensed drivers residing in the county is reported as 5,500.

Using American Community Survey data, the number of county residents at various income levels relative to poverty status is broken down in the table below:

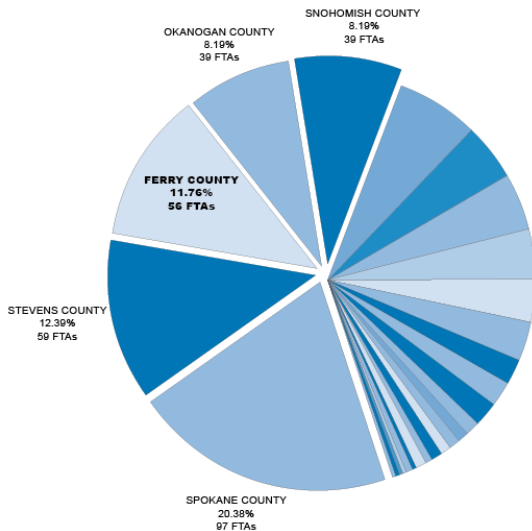
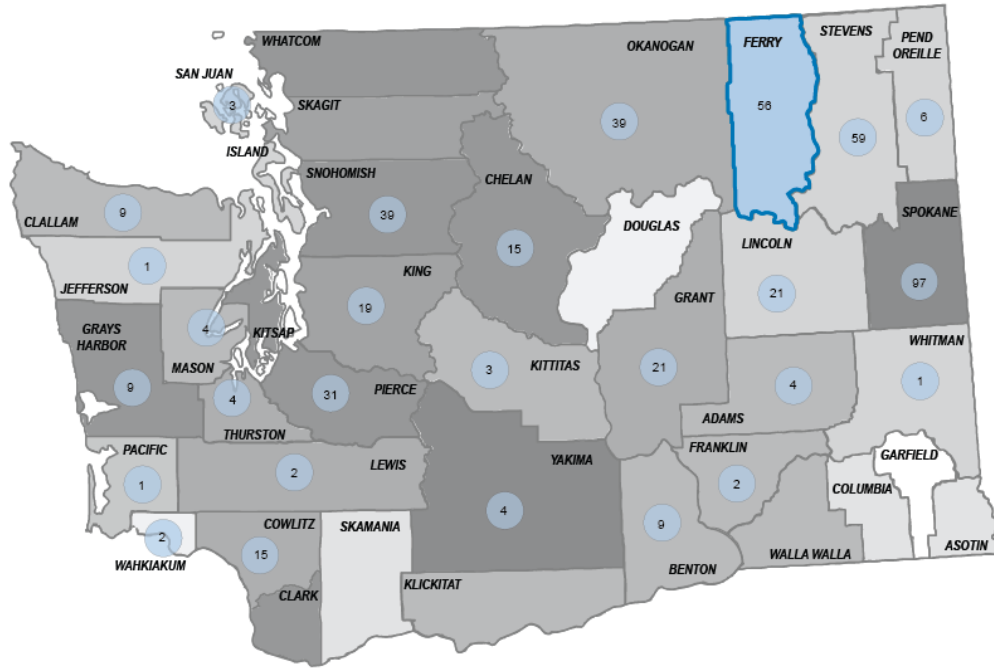
Ferry County			
% of Poverty Level	Population: (Total 7,652)	Percent of Population	Income
Below 125%	2,044	26.71%	\$15,103
125-200%	1,516	19.81%	\$24,164
200-300%	1,422	18.58%	\$36,246
300-400%	815	10.65%	\$48,328

#### Measures of Failure to Appear (FTA) "Diffuseness"

Using point-in-time snapshot data provided by the Department of Licensing (DOL) regarding all FTAs, the following map and pie chart were created to graphically represent the "diffuseness" of all FTAs across the state. In this context, "diffuseness" means the proportion of FTA suspensions originating from courts outside a person's county of residence. Put differently, the map shows the number of all FTAs belonging to individuals identified as residents of Ferry County and the county location of the courts that issued those FTAs. The map or pie chart do not, however, show the number of individuals subject to the FTAs.

The table below was created using different point-in-time snapshot data from DOL focused on persons who only have FTA suspensions, and shows the proportion of persons with multiple FTA suspensions originating from different courts, and whether those courts are in the same or different counties.

## APPENDIX B



Inter- and Intra-Jurisdictional FTA Suspensions for County Residents with Only FTA Suspensions			
Court Jurisdiction	County Jurisdiction		Total
	Different Counties	Same County	
Different Courts	32	5	37
	29.63%	4.63%	34.26%
Same Court	0	71	71
	0%	65.74%	65.74%
<b>Total</b>	<b>32</b>	<b>76</b>	<b>108</b>
	29.63%	70.37%	100%

### Payment Plan / Collections

- Ferry County District Court specifies that defendants who cannot pay within 15 days as required may contact the court to be granted a one-time extension. Ferry County District Court’s mitigation and contested hearing packets specify that if a defendant cannot pay his or her entire penalty at the time of the hearing, that the clerk will work out a time payment agreement. The court’s deferred payment agreement form specifies that if the time pay account becomes 30 days delinquent, that a FTA penalty will be added and the balance owed will be sent to collections.
- Ferry County District Court contracts with Armada Corp. for collection services.

### Local Relicensing Programs

From the information available to the public online, it does not appear that Ferry County District Court offers a local relicensing program.

## APPENDIX B

### Franklin County

District Courts

- 22) 1016 N 4th Ave Phone: 509-545-3593 Jerry Roach, Judge  
 Pasco, WA 99301-3706 Fax: 509-545-3588 Kelly Martin, Administrator  
[http://www.co.franklin.wa.us/district\\_court/index.html](http://www.co.franklin.wa.us/district_court/index.html)

Municipal Courts

- 23) **Pasco**  
 1016 N 4th Ave, Bldg D Phone: 509-545-3491 David L. Petersen, Judge  
 Pasco, WA 99301-3706 Fax: 509-545-3494 Dorothy Rae French, Administrator  
<http://www.pasco-wa.gov/index.aspx?NID=161>  
*Connell: See Franklin County District Court*

**Demographics**

Franklin County is located in southeastern Washington, with Adams County to the north, Benton County to the west, and Walla Walla County to the south. As of April 1, 2015, the county’s population was estimated to be 87,150; the 14<sup>th</sup> most populous county in the state. With a land area of over 1,242 square miles, the county is Washington’s 13<sup>th</sup> most densely populated county with approximately 70.2 persons per square mile. Approximately 15% of residents live in unincorporated areas. The largest municipality in Franklin County is Pasco with around 68,200 residents, followed by Connell (5,400), Mesa (500), and Kahlotus (200). The total number of licensed drivers residing in the county is reported as 59,034.

Using American Community Survey data, the number of county residents at various income levels relative to poverty status is broken down in the table below:

Franklin County			
% of Poverty Level	Population: (Total 86,443)	Percent of Population	Income
Below 125%	20,157	23.32%	\$15,103
125-200%	15,035	17.39%	\$24,164
200-300%	17,606	20.37%	\$36,246
300-400%	11,140	12.89%	\$48,328

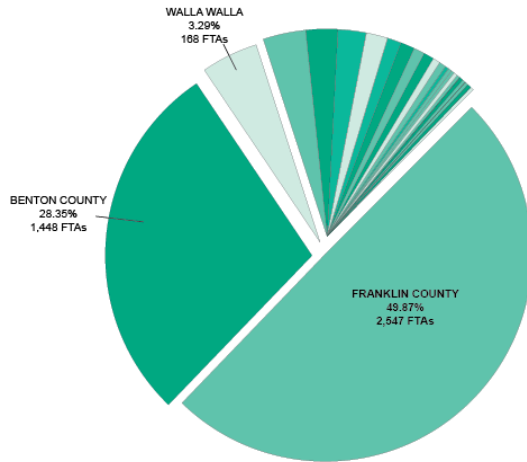
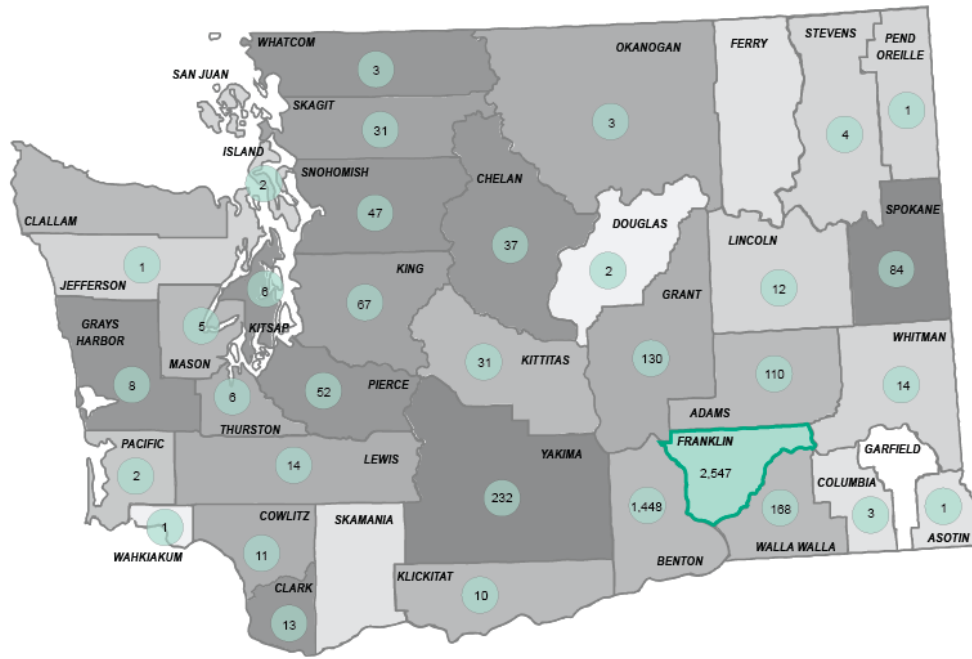
**Measures of Failure to Appear (FTA) “Diffuseness”**

Using point-in-time snapshot data provided by the Department of Licensing (DOL) regarding all FTAs, the following map and pie chart were created to graphically represent the “diffuseness” of all FTAs across the state. In this context, “diffuseness” means the proportion of FTA suspensions originating from courts outside a person’s county of residence. Put differently, the map shows the number of all FTAs belonging to individuals identified as residents of Franklin County and the county location of the courts that issued those FTAs. The map or pie chart do not, however, show the number of individuals subject to the FTAs.

The table below was created using different point-in-time snapshot data from DOL focused on persons who only have FTA suspensions, and shows the proportion of persons with multiple FTA suspensions originating from different courts, and whether those courts are in the same or different counties.



## APPENDIX B



Inter- and Intra-Jurisdictional FTA Suspensions for County Residents with Only FTA Suspensions			
Court Jurisdiction	County Jurisdiction		Total
	Different Counties	Same County	
Different Courts	449 21.99%	105 5.14%	554 27.13%
Same Court	0 0%	1,488 72.87%	1,488 72.87%
<b>Total</b>	<b>449</b> <b>21.99%</b>	<b>1,593</b> <b>78.01%</b>	<b>2,042</b> <b>100%</b>

### Payment Plan / Collections

- Franklin County District Court specifies that the court will allow up to 30 days to pay fines in full, and defendants who are unable to pay within 30 days may make payment arrangements through Signal Credit Management Services, which assess a \$15 application fee, a monthly management fee, and sets the monthly payment amount as a function of the amount owed; the minimum monthly payment amount is the greater of 10% of the account balance or \$25 if the amount owed is under \$1,000, and 5% of the account balance if the total amount owed is over \$1,000.
- Pasco Municipal Court specifies that a defendant can come to the court office to sign a monthly time-pay agreement or request a payment schedule at a contested or mitigation hearing.
- Franklin County District Court contracts with AllianceOne Receivables Management, Inc. for collection services.
- Pasco Municipal Court contracts with Washington Collectors Tri-Cities, Inc. for collection services.

### Local Relicensing Programs

From the information available to the public online, it does not appear that Franklin County District Court or Pasco Municipal Court offer a local relicensing program.

## APPENDIX B

### Garfield County

- 24) District Courts  
789 W Main St Phone: 509-843-1002 John R. Henry, Judge  
PO Box 817 Fax: 509-843-3815 Mary (Kate) K. Magill, Administrator/Clerk  
Pomeroy, WA 99347-0817  
<http://co.garfield.wa.us/district-court/home>

#### Demographics

Garfield County is located in southeastern Washington, with Whitman County on the north, Asotin County on the east, and Columbia County on the west. As of April 1, 2015, the county's population was estimated to be 2,260; the least populous county in the state. With a land area of over 710 square miles, the county is Washington's least densely populated county with approximately 3.2 persons per square mile. Approximately 38% of residents live in unincorporated areas. The largest municipality in Garfield County is Pomeroy with around 1,400 residents. The total number of licensed drivers residing in the county is reported as 1,896.

Using American Community Survey data, the number of county residents at various income levels relative to poverty status is broken down in the table below:

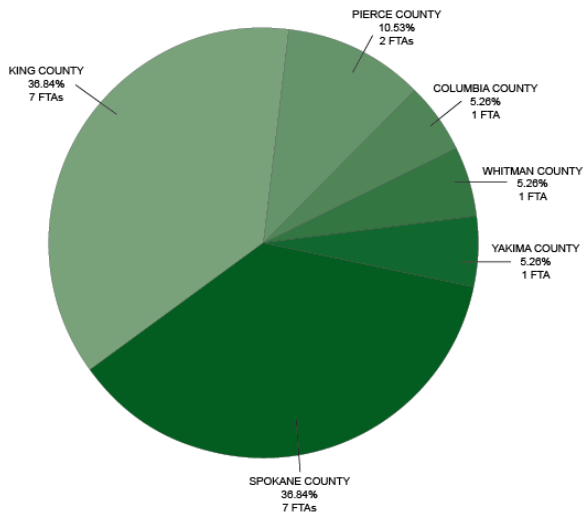
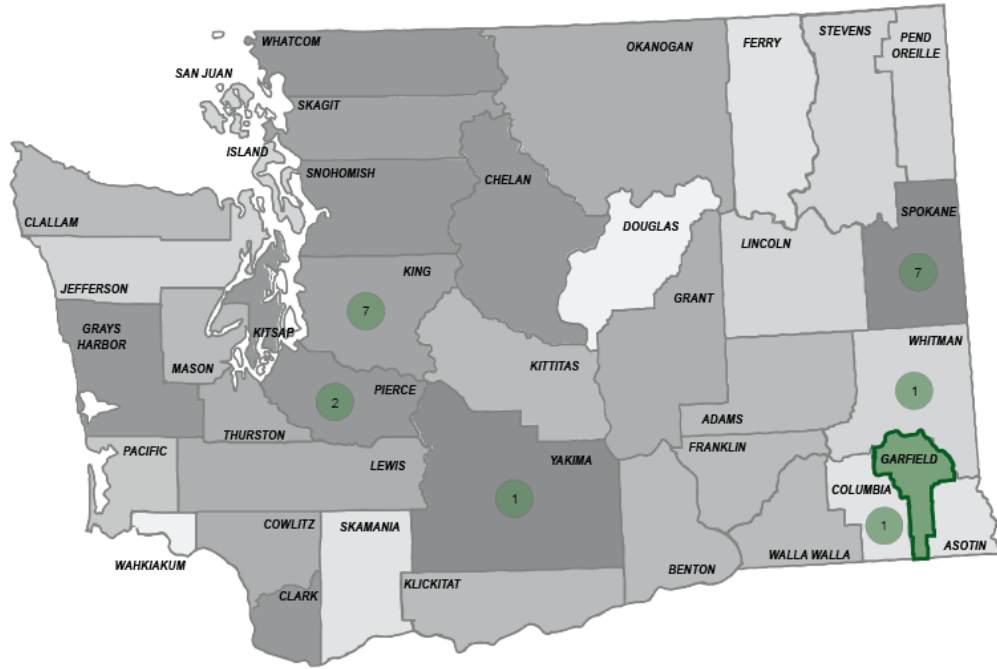
Garfield County			
% of Poverty Level	Population: (Total 2,230)	Percent of Population	Income
Below 125%	423	18.97%	\$15,103
125-200%	443	19.87%	\$24,164
200-300%	293	13.14%	\$36,246
300-400%	368	16.50%	\$48,328

#### Measures of Failure to Appear (FTA) "Diffuseness"

Using point-in-time snapshot data provided by the Department of Licensing (DOL) regarding all FTAs, the following map and pie chart were created to graphically represent the "diffuseness" of all FTAs across the state. In this context, "diffuseness" means the proportion of FTA suspensions originating from courts outside a person's county of residence. Put differently, the map shows the number of all FTAs belonging to individuals identified as residents of Garfield County and the county location of the courts that issued those FTAs. The map or pie chart do not, however, show the number of individuals subject to the FTAs.

The table below was created using different point-in-time snapshot data from DOL focused on persons who only have FTA suspensions, and shows the proportion of persons with multiple FTA suspensions originating from different courts, and whether those courts are in the same or different counties.

## APPENDIX B



Inter- and Intra-Jurisdictional FTA Suspensions for County Residents with Only FTA Suspensions			
Court Jurisdiction	County Jurisdiction		Total
	Different Counties	Same County	
Different Courts	2 16.67%	0 0%	2 16.67%
Same Court	0 0%	10 83.33%	10 83.33%
<b>Total</b>	<b>2</b> <b>16.67%</b>	<b>10</b> <b>83.33%</b>	<b>12</b> <b>100%</b>

### Payment Plan / Collections

- Garfield County District Court does not appear to have any information available to the public online regarding payment plans.
- Garfield County District Court contracts with Valley Empire Collections for collection services.

### Local Relicensing Programs

From the information available to the public online, it does not appear that Garfield County District Court offers a local relicensing program.

## APPENDIX B

### Grant County

- District Courts
- 25) 35 C St NW, Fl 3 Phone: 509-754-2011 Tyson R. Hill, Judge  
PO Box 37 Fax: 509-754-6099 Tifini P. Fairbanks, Administrator  
Ephrata, WA 98823-0037  
<http://www.grantcountywa.gov/GCDC/>
- 26) **Moses Lake**  
1525 E Wheeler Rd Phone: 509-754-2011 Richard C. Fitterer, Judge  
PO Box 37 Fax: 509-754-6099 Barbara J. Smith, Administrator  
Ephrata, WA 98823-0037  
<http://www.grantcountywa.gov/GCDC/>
- Municipal Courts
- 27) **Coulee City**  
501 W Main Phone: 509-632-5331 Richard C. Fitterer, Judge  
PO Box 398 Fax: 509-632-5125 Krista Beardsley, Clerk  
Coulee City, WA 99115-0398
- 28) **Electric City**  
10 Western Ave Phone: 509-633-1510 Richard C. Fitterer, Judge  
PO Box 130 Fax: 509-633-1401 Jacqueline M. Perman, Administrator  
Electric City, WA 99123-0130
- 29) **Ephrata**  
121 Alder St SW Phone: 509-754-4601 Richard C. Fitterer, Judge  
Ephrata, WA 98823 Fax: 509-754-0912 Terri Moncrief, Clerk
- 30) **George**  
102 Richmond Ave Phone: 509-785-5081 Richard C. Fitterer, Judge  
PO Box 5277 Fax: 509-785-4880 Cherie Escure, Clerk  
George, WA 98824
- 31) **Grand Coulee**  
306 Midway Ave Phone: 509-633-1150 Richard C. Fitterer, Judge  
PO Box 180 Fax: 509-633-1370 Carol Boyce, Clerk  
Grand Coulee, WA 99133-0180
- 32) **Mattawa**  
512 E Government Rd Phone: 509-932-4037 Richard C. Fitterer, Judge  
PO Box 965 Fax: 509-932-4047 Patricia Gerdes, Clerk  
Mattawa, WA 99349-0965
- 33) **Quincy**  
104 B St SW Phone: 509-787-3523 Richard C. Fitterer, Judge  
PO Box 338 Nancy Schanze, Clerk  
Quincy, WA 98848-0338
- 34) **Royal City**  
455 Camelia St NE Phone: 509-346-2263 Richard C. Fitterer, Judge  
PO Box 1239 Fax: 509-346-2040 Sherrie Rodriguez, Clerk  
Royal City, WA 99357-1239
- 35) **Soap Lake**  
239 2nd Ave SE Phone: 509-246-1211 Richard C. Fitterer, Judge  
PO Box 1270 Fax: 509-246-1213 Isabelle Stigall, Clerk  
Soap Lake, WA 98851
- 36) **Warden**  
201 S Ash Ave Phone: 509-349-2326 Richard C. Fitterer, Judge  
PO Box 428 Fax: 509-349-2027 Yvonne Pomeroy, Chief Clerk  
Warden, WA 98857-0428  
*Moses Lake: See Grant County District Court*

## APPENDIX B

### Demographics

Grant County is located toward the central-eastern edge of the state, bordered by Douglas County on the north, Kittitas County on the west, Benton County on the south, and Lincoln and Adams counties on the east. As of April 1, 2015, the county’s population was estimated to be 93,930; the 13<sup>th</sup> most populous county in the state. With a land area of over 2,679 square miles, the county is Washington’s 20<sup>th</sup> most densely populated county with approximately 35 persons per square mile. Approximately 45% of residents live in unincorporated areas. The largest municipality in Grant County is Moses Lake with around 22,100 residents, followed by Ephrata (8,000), Quincy (7,300), and Mattawa (4,500). The total number of licensed drivers residing in the county is reported as 51,252.

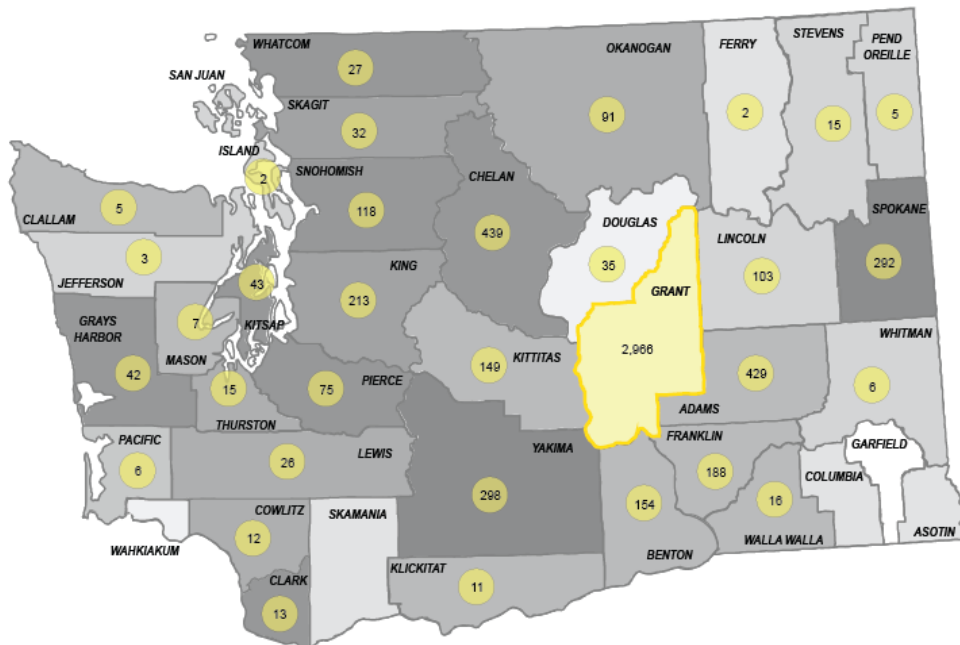
Using American Community Survey data, the number of county residents at various income levels relative to poverty status is broken down in the table below:

Grant County			
% of Poverty Level	Population: (Total 92,070)	Percent of Population	Income
Below 125%	22,449	24.38%	\$15,103
125-200%	19,206	20.86%	\$24,164
200-300%	16,735	18.18%	\$36,246
300-400%	11,830	12.85%	\$48,328

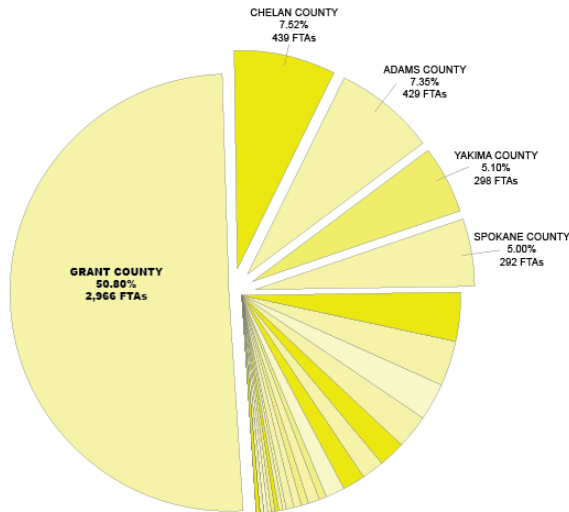
### Measures of Failure to Appear (FTA) “Diffuseness”

Using point-in-time snapshot data provided by the Department of Licensing (DOL) regarding all FTAs, the following map and pie chart were created to graphically represent the “diffuseness” of all FTAs across the state. In this context, “diffuseness” means the proportion of FTA suspensions originating from courts outside a person’s county of residence. Put differently, the map shows the number of all FTAs belonging to individuals identified as residents of Grant County and the county location of the courts that issued those FTAs. The map or pie chart do not, however, show the number of individuals subject to the FTAs.

The table below was created using different point-in-time snapshot data from DOL focused on persons who only have FTA suspensions, and shows the proportion of persons with multiple FTA suspensions originating from different courts, and whether those courts are in the same or different counties.



## APPENDIX B



Inter- and Intra-Jurisdictional FTA Suspensions for County Residents with Only FTA Suspensions			
Court Jurisdiction	County Jurisdiction		Total
	Different Counties	Same County	
Different Courts	469 18.48%	30 1.18%	499 19.66%
Same Court	0 0%	2,039 80.34%	2,039 80.34%
<b>Total</b>	<b>469</b> <b>18.48%</b>	<b>2,069</b> <b>81.52%</b>	<b>2,538</b> <b>100%</b>

### Payment Plan / Collections

- Grant County District Court does not appear to have any information available to the public online regarding payment plans.
- Coulee City Municipal Court does not appear to have any information available to the public online regarding payment plans.
- Electric City Municipal Court does not appear to have any information available to the public online regarding payment plans.
- Ephrata Municipal Court does not appear to have any information available to the public online regarding payment plans.
- George Municipal Court does not appear to have any information available to the public online regarding payment plans.
- Grand Coulee Municipal Court does not appear to have any information available to the public online regarding payment plans.
- Mattawa Municipal Court does not appear to have any information available to the public online regarding payment plans.
- Quincy Municipal Court does not appear to have any information available to the public online regarding payment plans.
- Royal City Municipal Court does not appear to have any information available to the public online regarding payment plans.
- Soap Lake Municipal Court does not appear to have any information available to the public online regarding payment plans.
- Warden Municipal Court does not appear to have any information available to the public online regarding payment plans.
- Grant County District Court contracts with Central Bonded Collectors for collection services.

### Local Relicensing Programs

From the information available to the public online, it does not appear that Grant County District Court offers a local relicensing program.

## APPENDIX B

### Grays Harbor County

- District Courts
- 37) 102 W Broadway Ave, Rm 202A Phone: 360-249-3441 Thomas A. Copland, Judge  
Montesano, WA 98563-3621 Fax: 360-249-6382 Mallin Shelton, Administrator  
[http://www.co.grays-harbor.wa.us/government/district\\_court/index.php](http://www.co.grays-harbor.wa.us/government/district_court/index.php)
- 38) **Aberdeen**  
2109 Sumner Ave, Rm 201 Phone: 360-532-7061 Thomas A. Copland, Judge  
Aberdeen, WA 98520-0035 Fax: 360-532-7704 Mallin Shelton, Administrator  
[http://www.co.grays-harbor.wa.us/government/district\\_court/index.php](http://www.co.grays-harbor.wa.us/government/district_court/index.php)
- Municipal Courts
- 39) **Aberdeen**  
210 E Market St Phone: 360-533-5411 Susan Solan, Judge  
Aberdeen, WA 98520-5242 Fax: 360-537-3247 Tammy Sund, Administrator  
<http://aberdeenwa.gov/municipal-court/>
- 40) **Cosmopolis**  
1312 1st St Phone: 360-532-9264 David S. Hatch, Judge  
PO Box 478 Fax: 360-532-9273 Shelley K. Willet, Administrator  
Cosmopolis, WA 98537-0478  
<http://cosmopolis.us.com/municipal-court.html>
- 41) **Elma**  
202 W Main Street Phone: 360-482-2603 Arthur A. Blauvelt, III, Judge  
PO Box 2013 Fax: 360-482-0103 Theresa E. Johnson, Clerk  
Elma, WA 98541-2013  
[http://www.cityofelma.com/index.asp?SEC=2EF86922-7614-4AD8-A02C-3F9C76F649F1&DE=9451819B-E34A-487B-8ECF-41094F2AFA26&Type=B\\_BASIC](http://www.cityofelma.com/index.asp?SEC=2EF86922-7614-4AD8-A02C-3F9C76F649F1&DE=9451819B-E34A-487B-8ECF-41094F2AFA26&Type=B_BASIC)
- 42) **Hoquiam**  
609 8th St Phone: 360-532-5700 William J. Stewart, Judge  
Hoquiam, WA 98550-3522 Ext. 234 Aminta J. Spencer, Administrator  
Fax: 360-533-3602  
<http://cityofhoquiam.com/our-departments/hoquiam-municipal-court/>
- 43) **Montesano**  
112 N Main St Phone: 360-249-4245 Christopher Bates, Judge  
Montesano, WA 98563-3707 ext. 113 Kay Gueller, Administrator  
Fax: 360-249-6225  
<http://cityofmontesano.com/department-directory/court-2/>
- 44) **Oakville**  
204 E Main Phone: 360-273-5531 Arthur A. Blauvelt III, Judge  
PO Box D Fax: 360-273-5120 Amy L. Durga, Administrator  
Oakville, WA 98568-0078
- 45) **Ocean Shores**  
585 Point Brown Ave NW Phone: 360-289-2486 C. Scott Sage, Judge  
PO Box 909 Fax: 360-289-7911 Jennifer Hugo, Administrator  
Ocean Shores, WA 98569-0909  
<http://www.osgov.com/Court.html>
- 46) **Westport**  
604 N Montesano St Phone: 360-268-0125 David S. Hatch, Judge  
PO Box 1208 Fax: 360-268-6158 Cindy L. Cunningham, Clerk/Administrator  
Westport, WA 98595-1208  
<http://www.ci.westport.wa.us/court.html>  
*McCleary*: See Grays Harbor District Court

## APPENDIX B

### Demographics

Grays Harbor County is located on Washington’s west coast, with Jefferson County to the north, Mason and Thurston counties to the east, and Pacific and Lewis counties to the south. As of April 1, 2015, the county’s population was estimated to be 73,110; the 18<sup>th</sup> most populous county in the state. With a land area of about 1,902 square miles, the county is Washington’s 19<sup>th</sup> most densely populated county with approximately 38.4 persons per square mile. Approximately 39% of residents live in unincorporated areas. The largest municipality in Grays Harbor County is Aberdeen with around 16,800 residents, followed by Hoquiam (8,600), Ocean Shores (5,900), and Montesano (4,100). The total number of licensed drivers residing in the county is reported as 53,566.

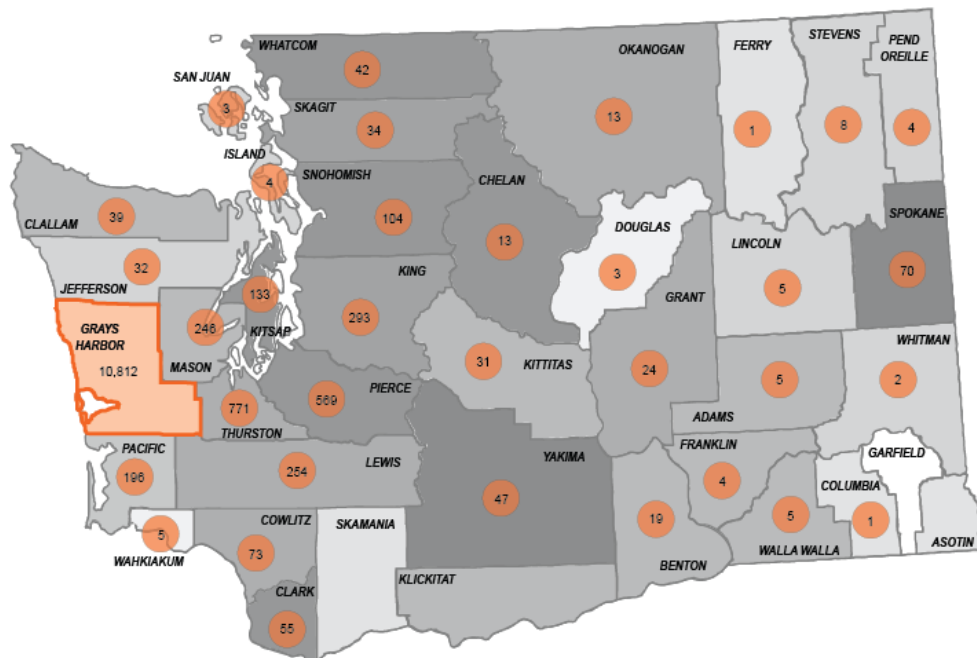
Using American Community Survey data, the number of county residents at various income levels relative to poverty status is broken down in the table below:

Grays Harbor County			
% of Poverty Level	Population: (Total 71,419)	Percent of Population	Income
Below 125%	16,707	23.39%	\$15,103
125-200%	11,469	16.06%	\$24,164
200-300%	12,517	17.53%	\$36,246
300-400%	9,256	12.96%	\$48,328

### Measures of Failure to Appear (FTA) “Diffuseness”

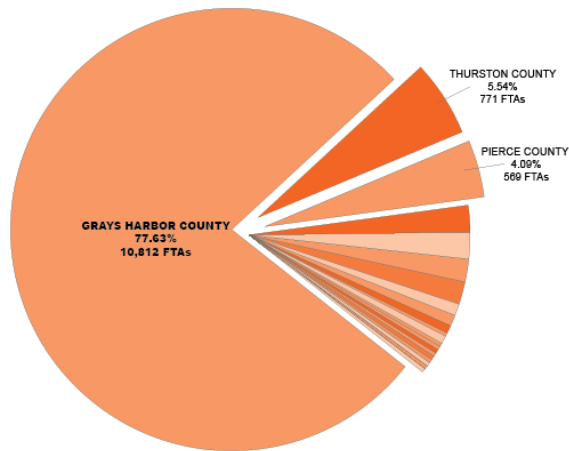
Using point-in-time snapshot data provided by the Department of Licensing (DOL) regarding all FTAs, the following map and pie chart were created to graphically represent the “diffuseness” of all FTAs across the state. In this context, “diffuseness” means the proportion of FTA suspensions originating from courts outside a person’s county of residence. Put differently, the map shows the number of all FTAs belonging to individuals identified as residents of Grays Harbor County and the county location of the courts that issued those FTAs. The map or pie chart do not, however, show the number of individuals subject to the FTAs.

The table below was created using different point-in-time snapshot data from DOL focused on persons who only have FTA suspensions, and shows the proportion of persons with multiple FTA suspensions originating from different courts, and whether those courts are in the same or different counties.





## APPENDIX B



Inter- and Intra-Jurisdictional FTA Suspensions for County Residents with Only FTA Suspensions			
Court Jurisdiction	County Jurisdiction		Total
	Different Counties	Same County	
Different Courts	426 18.82%	672 29.7%	1,098 48.52%
Same Court	0 0%	1,165 51.48%	1,165 51.48%
<b>Total</b>	<b>426</b> <b>18.82%</b>	<b>1,837</b> <b>81.18%</b>	<b>2,263</b> <b>100%</b>

### Payment Plan / Collections

- Grays Harbor County District Court specifies that payments on fines and costs are allowed, and persons unable to pay fines should contact the court for instructions on how to be given an option to perform community restitution work. All fines, costs and fees are due in full at sentencing unless the defendant is given the option to sign a payment agreement with the court, which is set up by the clerk. A one-time \$10 fee is charged to set up a monthly payment plan. The court also specifies that defendants who didn't pay on time and wish to clear the FTA, but still cannot pay in full, may file a written request on a form available in the court office for a hearing to set aside the judgment.
- Aberdeen Municipal Court does not appear to have any information available to the public online regarding payment plans.
- Cosmopolis Municipal Court does not appear to have any information available to the public online regarding payment plans.
- Elma Municipal Court does not appear to have any information available to the public online regarding payment plans.
- Hoquiam Municipal Court specifies that monthly payment arrangements may be made with the court, and a \$10 time payment administrative fee will be added to each time payment agreement.
- Montesano Municipal Court specifies in its local rules that infraction penalties shall be paid at the conclusion of any hearing or upon a schedule set by a court approved time payment agreement. The court assesses a \$10 fee per payment plan for traffic infractions. The court rules also specify that criminal time payments shall be the greater of \$50 per month or the total amount due divided by eleven, unless the court approves a different schedule.
- Oakville Municipal Court does not appear to have any information available to the public online regarding payment plans.
- Ocean Shores Municipal Court does not appear to have any information available to the public online regarding payment plans.
- Westport Municipal Court specifies in its "Mitigation by Mail" form that the monetary penalty assessed will be set up on a time payment plan and the time payment schedule and ruling are mailed to the defendant.
- Grays Harbor County District Court, and Aberdeen, Cosmopolis, Elma, Ocean Shores, and Westport municipal courts contract with Dynamic Collectors, Inc. for collection services.
- Hoquiam Municipal Court contracts with Armada Corp. for collection services.
- Montesano Municipal Court contracts with AllianceOne Receivables Management, Inc. and Dynamic Collectors, Inc. for collection services.

### Local Relicensing Programs

From the information available to the public online, it does not appear that there is a local relicensing program operating in Grays Harbor County.

## APPENDIX B

### Island County

47) District Courts  
800 SE 8th Ave Phone: 360-675-5988 W. H. Hawkins, Judge  
Oak Harbor, WA 98277-2998 Fax: 360-675-8231 Donna Rollag, Administrator  
<http://www.islandcountywa.gov/DistrictCourt/>

Municipal Courts  
*Coupeville, Langley, Oak Harbor:* See Island County District Court

#### Demographics

Island County is located in the Salish Sea in northwest Washington made up of several islands. As of April 1, 2015, the county's population was estimated to be 80,600; the 15<sup>th</sup> most populous county in the state. With a land area of about 208 square miles, the county is Washington's 5<sup>th</sup> most densely populated county with approximately 386.7 persons per square mile. Approximately 69% of residents live in unincorporated areas. The largest municipality in Island County is Oak Harbor with around 22,000 residents, followed by Coupeville (1,900) and Langley (1,100). The total number of licensed drivers residing in the county is reported as 61,939.

Using American Community Survey data, the number of county residents at various income levels relative to poverty status is broken down in the table below:

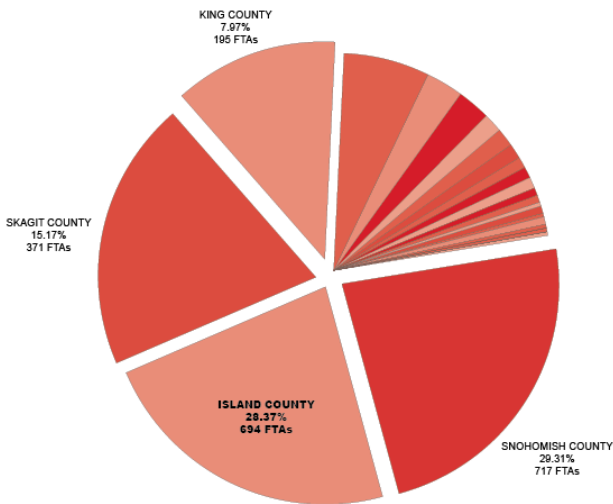
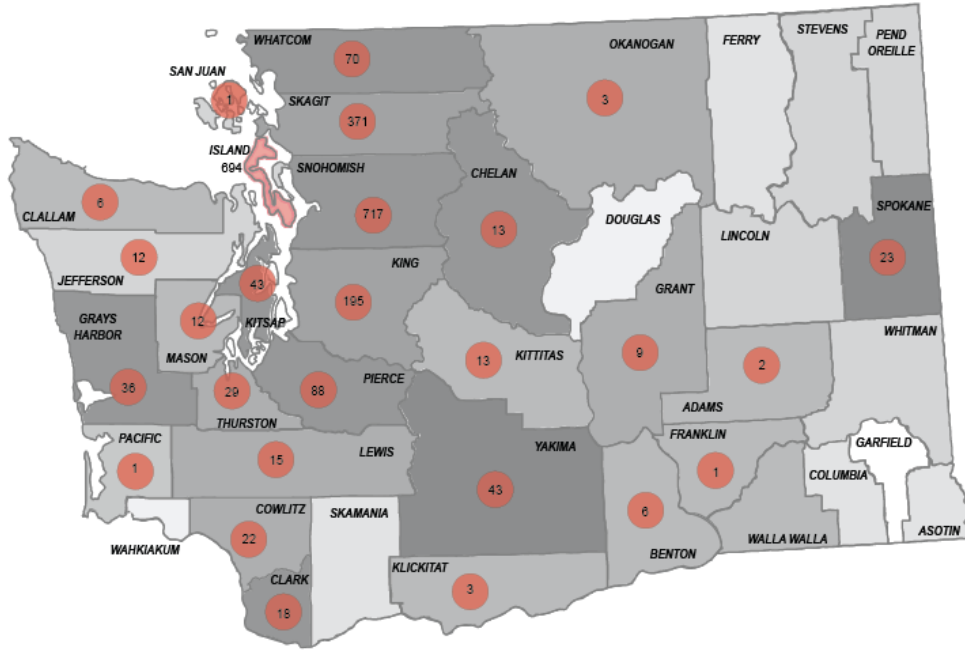
Island County			
% of Poverty Level	Population: (Total 79,329)	Percent of Population	Income
Below 125%	10,405	13.12%	\$15,103
125-200%	10,252	12.92%	\$24,164
200-300%	13,441	16.94%	\$36,246
300-400%	11,347	14.30%	\$48,328

#### Measures of Failure to Appear (FTA) "Diffuseness"

Using point-in-time snapshot data provided by the Department of Licensing (DOL) regarding all FTAs, the following map and pie chart were created to graphically represent the "diffuseness" of all FTAs across the state. In this context, "diffuseness" means the proportion of FTA suspensions originating from courts outside a person's county of residence. Put differently, the map shows the number of all FTAs belonging to individuals identified as residents of Island County and the county location of the courts that issued those FTAs. The map or pie chart do not, however, show the number of individuals subject to the FTAs.

The table below was created using different point-in-time snapshot data from DOL focused on persons who only have FTA suspensions, and shows the proportion of persons with multiple FTA suspensions originating from different courts, and whether those courts are in the same or different counties.

## APPENDIX B



Inter- and Intra-Jurisdictional FTA Suspensions for County Residents with Only FTA Suspensions			
Court Jurisdiction	County Jurisdiction		Total
	Different Counties	Same County	
Different Courts	195 22.01%	41 4.63%	236 26.64%
Same Court	0 0%	650 73.36%	650 73.36%
<b>Total</b>	<b>195</b> <b>22.01%</b>	<b>691</b> <b>77.99%</b>	<b>886</b> <b>100%</b>

### Payment Plan / Collections

- In its local rules, Island County District Court specifies that contest and mitigation hearings held by mail require the defendant to submit full payment with the hearing request unless payment in advance is waived by the court based upon a determination of financial inability to pay. The court also specifies that if a finding of committed is entered at a contested hearing, the penalty will normally not be reduced. In addition, as part of the hearing request statement, defendants may request a payment plan that includes a \$10 establishment fee. In all other cases, payment is due within 30 days from the judge’s decision.
- Island County District Court contracts with Credit Bureau of Island County and Skagit Bond and Collectors, Ltd. for collection services.

### Local Relicensing Programs

From the information available to the public online, it does not appear that Island County District Court offers a local relicensing program.

## APPENDIX B

### Jefferson County

#### District Courts

48) 1820 Jefferson St Phone: 360-385-9135 Jill I. Landes, Judge  
PO Box 1220 Fax: 360-385-9367 Tracie Bick, Administrator  
Port Townsend, WA 98368-6951  
<http://www.co.jefferson.wa.us/343/District-Court>

#### Municipal Courts

*Port Townsend:* See Jefferson County District Court

#### Demographics

Jefferson County is located on the Olympic Peninsula in the northwestern part of the state, nestled between Clallam, Mason, Grays Harbor, and Kitsap counties. As of April 1, 2015, the county's population was estimated to be 30,880; the 27th most populous county in the state. With a land area of nearly 1,803 square miles, the county is Washington's 29th most densely populated county with approximately 17.1 persons per square mile. Approximately 70% of residents live in unincorporated areas. The largest municipality in Jefferson County is Port Townsend with around 9,400 residents. The total number of licensed drivers residing in the county is reported as 61,939.

Using American Community Survey data, the number of county residents at various income levels relative to poverty status is broken down in the table below:

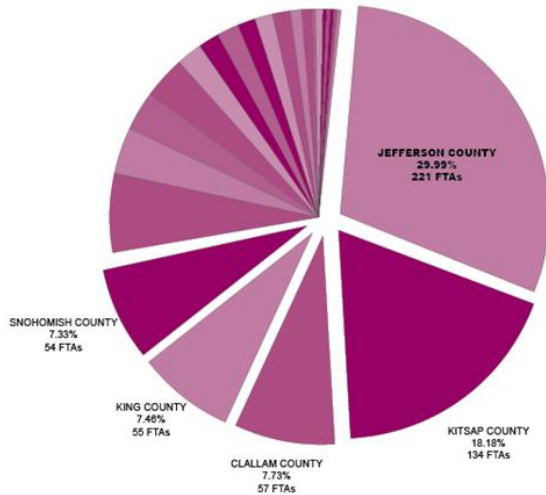
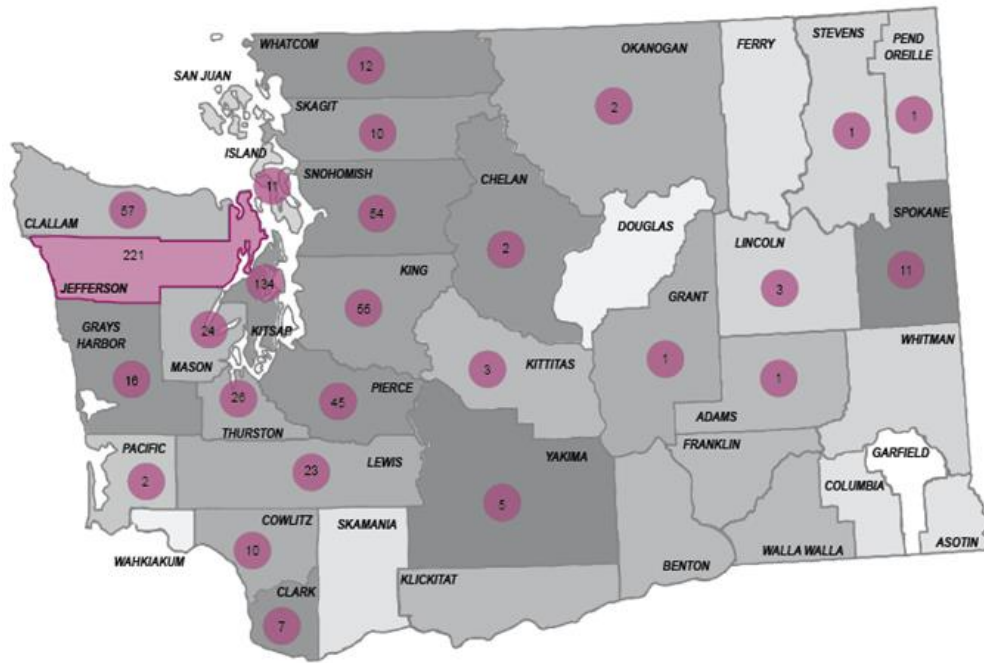
Jefferson County			
% of Poverty Level	Population: (Total 30,083)	Percent of Population	Income
Below 125%	4,551	15.13%	\$15,103
125-200%	4,559	15.15%	\$24,164
200-300%	6,143	20.42%	\$36,246
300-400%	3,847	12.79%	\$48,328

#### Measures of Failure to Appear (FTA) "Diffuseness"

Using point-in-time snapshot data provided by the Department of Licensing (DOL) regarding all FTAs, the following map and pie chart were created to graphically represent the "diffuseness" of all FTAs across the state. In this context, "diffuseness" means the proportion of FTA suspensions originating from courts outside a person's county of residence. Put differently, the map shows the number of all FTAs belonging to individuals identified as residents of Jefferson County and the county location of the courts that issued those FTAs. The map or pie chart do not, however, show the number of individuals subject to the FTAs.

The table below was created using different point-in-time snapshot data from DOL focused on persons who only have FTA suspensions, and shows the proportion of persons with multiple FTA suspensions originating from different courts, and whether those courts are in the same or different counties.

## APPENDIX B



Inter- and Intra-Jurisdictional FTA Suspensions for County Residents with Only FTA Suspensions			
Court Jurisdiction	County Jurisdiction		Total
	Different Counties	Same County	
Different Courts	51 17.59%	11 3.79%	62 21.38%
Same Court	0 0%	228 78.62%	228 78.62%
<b>Total</b>	<b>51</b> <b>17.59%</b>	<b>239</b> <b>82.41%</b>	<b>290</b> <b>100%</b>

### Payment Plan / Collections

- Jefferson County District Court specifies that when a judge rules against a defendant and the court assesses a fine, that payment is due within 60 days unless the defendant sets up a payment plan with Signal Credit Management Services. However, if the hearing is via mail, a defendant has 14 days from the date of the ruling to submit payment. The court also specifies that defendants who need to arrange to make several payments over time, or need to arrange for community service instead of payment, will need to request a hearing to explain this to the judge. The court also specifies that once the matter is referred to a collection agency, payment is required in full and the court will not accept partial payments, but the court may reconsider if a defendant can show good cause for failing to respond, appear, or pay within one year.
- Jefferson County District Court contracts with AllianceOne Receivables Management, Inc. for collection services.

### Local Relicensing Programs

From the information available to the public online, it does not appear that Jefferson County District Court offers a local relicensing program.



## APPENDIX B

- 61) <http://www.ci.enumclaw.wa.us/182/Court>  
**Federal Way**  
 33325 8th Ave S Phone: 253-835-3000 David A. Larson, Judge  
 Federal Way, WA 98003-6325 Fax: 253-835-3020 Susanne M. White, Administrator  
<http://www.cityoffederalway.com/page/municipal-court>
- 62) **Issaquah**  
 135 E Sunset Way Phone: 425-837-3170 N. Scott Stewart, Judge  
 PO Box 7005 Fax: 425-837-3178 Lynne Campeau, Administrator  
 Issaquah, WA 98027  
<http://www.ci.issaquah.wa.us/Index.aspx?NID=303>
- Seattle**  
 600 5th Ave Phone: 206-684-5600 Karen Donohue, Presiding Judge  
 PO Box 98124-4987 Fax: 425-837-3178 Elizabeth Baldwin, Administrator  
<http://www.seattle.gov/courts>

### Demographics

King County is located between Puget Sound to the west and the Cascade mountains to the east, with Snohomish County to the north and Pierce County to the south. As of April 1, 2015, the county’s population was estimated to be 2,052,800; the state’s most populous county. With a land area of nearly 2,116 square miles, the county is also Washington’s most densely populated county with approximately 970.3 persons per square mile. Approximately 12% of residents live in unincorporated areas. The largest municipality in King County is Seattle with around 662,400 residents, followed by Bellevue (135,000), Kent (122,900), and Renton (98,500). The total number of licensed drivers residing in the county is reported as 1,661,174.

Using American Community Survey data, the number of county residents at various income levels relative to poverty status is broken down in the table below:

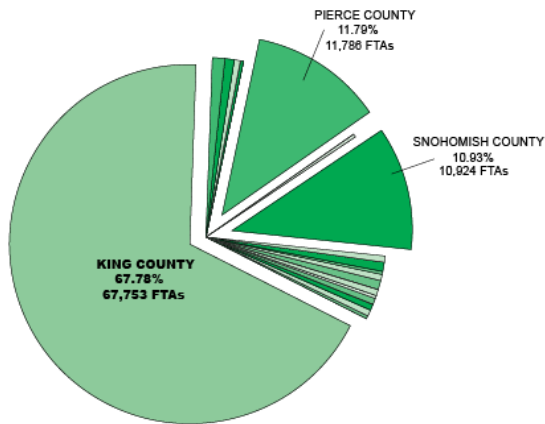
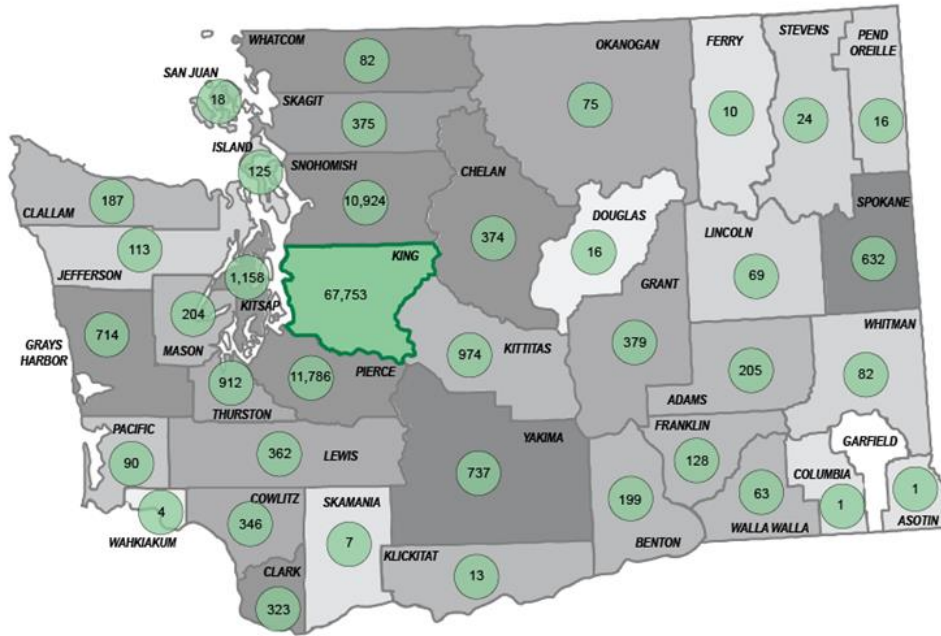
King County			
% of Poverty Level	Population: (Total 2,045,756)	Percent of Population	Income
Below 125%	287,580	14.06%	\$15,103
125-200%	194,298	9.50%	\$24,164
200-300%	256,241	12.53%	\$36,246
300-400%	235,464	11.51%	\$48,328

### Measures of Failure to Appear (FTA) “Diffuseness”

Using point-in-time snapshot data provided by the Department of Licensing (DOL) regarding all FTAs, the following map and pie chart were created to graphically represent the “diffuseness” of all FTAs across the state. In this context, “diffuseness” means the proportion of FTA suspensions originating from courts outside a person’s county of residence. Put differently, the map shows the number of all FTAs belonging to individuals identified as residents of King County and the county location of the courts that issued those FTAs. The map or pie chart do not, however, show the number of individuals subject to the FTAs.

The table below was created using different point-in-time snapshot data from DOL focused on persons who only have FTA suspensions, and shows the proportion of persons with multiple FTA suspensions originating from different courts, and whether those courts are in the same or different counties.

## APPENDIX B



Inter- and Intra-Jurisdictional FTA Suspensions for County Residents with Only FTA Suspensions			
Court Jurisdiction	County Jurisdiction		Total
	Different Counties	Same County	
Different Courts	5,054	5,103	10,157
	16.13%	16.28%	32.41%
Same Court	0	21,182	21,182
	0%	67.59%	67.59%
Total	5,054	26,285	31,339
	16.13%	83.87%	100%

### Payment Plan / Collections

- King County District Courts specify that full payment must be received by the court or a time payment plan must be established with Transworld Systems, Inc. on or before the due date to avoid having the case referred to collections. The court also specifies that defendants requiring a time payment have the responsibility to submit the time payment application before the payment deadline. The terms of the payment plan include a one-time set-up fee of \$12, a monthly fee of \$5, and a payment based on the amount of the obligation; the minimum monthly payment is 10% of the amount due if \$1,000 or less, and the greater of \$25 or 5% of the amount due if over \$1,000. The court also specifies that defendants may submit a "Request for Relief from Judgment" form if they failed to timely request a hearing, pay a ticket, or failed to appear.
- Black Diamond Municipal Court specifies that failure to pay financial obligations within 30 days will result in the account being forwarded to a collection agency unless otherwise permitted by the court, but does not appear to have any information available to the public online regarding how to request a payment plan.
- Bothell Municipal Court specifies that the court expects defendants to pay their fine on the day of their hearing, but that courts will allow 30 days to pay in full if the defendant can't pay the entire penalty at that time. The court also specifies that defendants unable to pay in 30 days will be give an application for a time payment agreement with Signal Credit Management Services.
- Des Moines Municipal Court specifies that defendants may be eligible for a 60-day payment agreement, and that any agreement beyond 60 days must be arranged through Signal Credit Management Services.
- Enumclaw Municipal Court does not appear to have any information available to the public online regarding payment plans.



## APPENDIX B

- Federal Way Municipal Court does not appear to have any information available to the public online regarding payment plans.
- Issaquah Municipal Court directs defendants wanting to request a payment plan to call the court. The court also provides a link to a time-payment collection program. The time-payment program is managed by Signal Credit Management Services, which assesses a \$15 set-up fee, a monthly fee, and sets payment based on the amount of the obligation; the minimum monthly payment amount is the greater of \$25 or 10% of the account balance if it is under \$1,000, and 5% of the account balance if it is \$1,000 or more.
- Seattle Municipal Court specifies that defendants should contact AllianceOne directly to make payment arrangements.
- King County District Courts, and Black Diamond, Des Moines, Kent, Mercer Island, Pacific, SeaTac, and Tukwila municipal courts contract with AllianceOne Receivables Management, Inc. for collection services.
- Enumclaw Municipal Court contracts with Dynamic Collectors, Inc. for collection services.
- Seattle Municipal Court contracts with AllianceOne Receivables Management and PMT Solutions for collection services.

### **Local Relicensing Programs**

Beginning October 1, 2017, King County District and Municipal Courts launched a unified payment program. The program is for individuals with traffic-related fines in multiple jurisdictions in King County and provides an easier and less expensive way to pay court-mandated fines. The program also lifts the hold on a person's driver's license before the fines are paid in full.

Participating courts include King County District Court, and the municipal courts of Algona, Auburn, Bellevue, Black Diamond, Bothell, Burien, Carnation, Clyde Hill, Des Moines, Enumclaw, Federal Way, Hunts Point, Issaquah, Kenmore, Kent, Kirkland, Lake Forest Park, Maple Valley, Medina, Mercer Island, Newcastle, Normandy Park, North Bend, Pacific, Redmond, Renton, Sammamish, SeaTac, Seattle, Shoreline, Skykomish, Tukwila, Woodinville, and Yarrow Point.

Under the program, court customers with suspended licenses due to failure to respond/pay contact a court where they have fines to receive documentation needed to complete the online application. The payment agency, Linebarger Goggan Blair & Sampson, LLP, works with individuals to determine a realistic payment plan as low as \$25 per month, which includes a \$7 monthly fee. Once the payment agency receives the first payment, participating courts will be notified and they will notify DOL to lift the hold from the person's driver's license.

The requirements for participation in the program include:

- 1) Defendants having two or more tickets in two or more courts in King County;
- 2) The tickets having a hold or potential hold against the defendant's driver's license;
- 3) Defendants having an ability to pay; and
- 4) Defendant resolving any outstanding warrants issued by a court in King County.

Many of the municipal courts in King County also offer local relicensing programs, including, for example, Seattle and Tukwila municipal courts. More information on these programs can be found at the following links:

- <http://www.tukwilawa.gov/departments/municipal-court/relicensing-support-program/>
- <http://www.seattle.gov/courts/comjust/relicensingHowTo.htm>

## APPENDIX B

### **Kitsap County**

#### District Courts

- 63) 614 Division St, MS 25 Rm 106 Phone: 360-337-7109 Claire A. Bradley, Judge  
 Port Orchard, WA 98366-4684 Fax: 360-337-4865 Clint L. Casebolt, Administrator  
<https://spf.kitsapgov.com/dc/Pages/default.aspx>

#### Municipal Courts

- 64) **Bainbridge Island**  
 10255 NE Valley Rd Phone: 206-842-5641 Sara L. McCulloch, Judge  
 PO Box 151 Fax: 206-842-0316 Telma Hauth, Administrator  
 Rollingbay, WA 98061-0151  
<http://www.ci.bainbridge-isl.wa.us/150/Municipal-Court>
- 65) **Bremerton**  
 550 Park Ave Phone: 360-473-5260 James N. Docter, Judge  
 Bremerton, WA 98337 Fax: 360-473-5262 Dawn M. Williams, Administrator  
<http://www.bremertonwa.gov/156/Municipal-Court>
- 66) **Port Orchard**  
 216 Prospect St Phone: 360-876-1701 Tarry S. Decker, Judge  
 Port Orchard, WA 98366-5326 Fax: 360-895-3071 Deborah Hunt, Administrator  
<https://www.cityofportorchard.us/departments/municipal-court/>
- 67) **Poulsbo**  
 200 NE Moe St Phone: 360-779-9846 Jeffrey L. Tolman, Judge  
 Poulsbo, WA 98370 Fax: 360-779-1584 Linda K. Baker, Administrator  
<http://www.cityofpoulsbo.com/municipal/municipal.htm>

#### **Demographics**

Kitsap County is located on the Kitsap peninsula, jutting into the Puget Sound and positioned between the Olympic Peninsula to the west and King County to the east. As of April 1, 2015, the county’s population was estimated to be 258,200; the state’s 7<sup>th</sup> most populous county. With a land area of nearly 395 square miles, the county is Washington’s 3<sup>rd</sup> most densely populated county with approximately 653.8 persons per square mile. Approximately 66% of residents live in unincorporated areas. The largest municipality in Kitsap County is Bremerton with around 39,400 residents, followed by Bainbridge Island (23,400), Port Orchard (13,500), and Poulsbo (10,000). The total number of licensed drivers residing in the county is reported as 187,045.

Using American Community Survey data, the number of county residents at various income levels relative to poverty status is broken down in the table below:

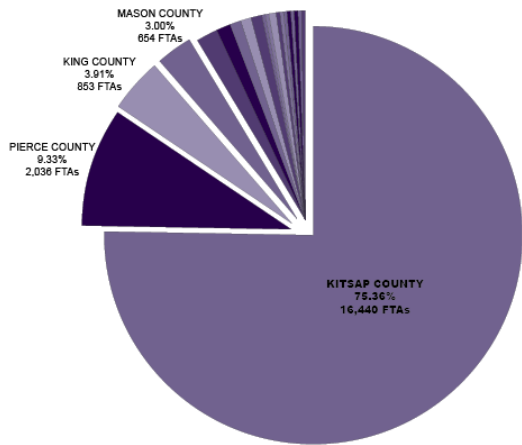
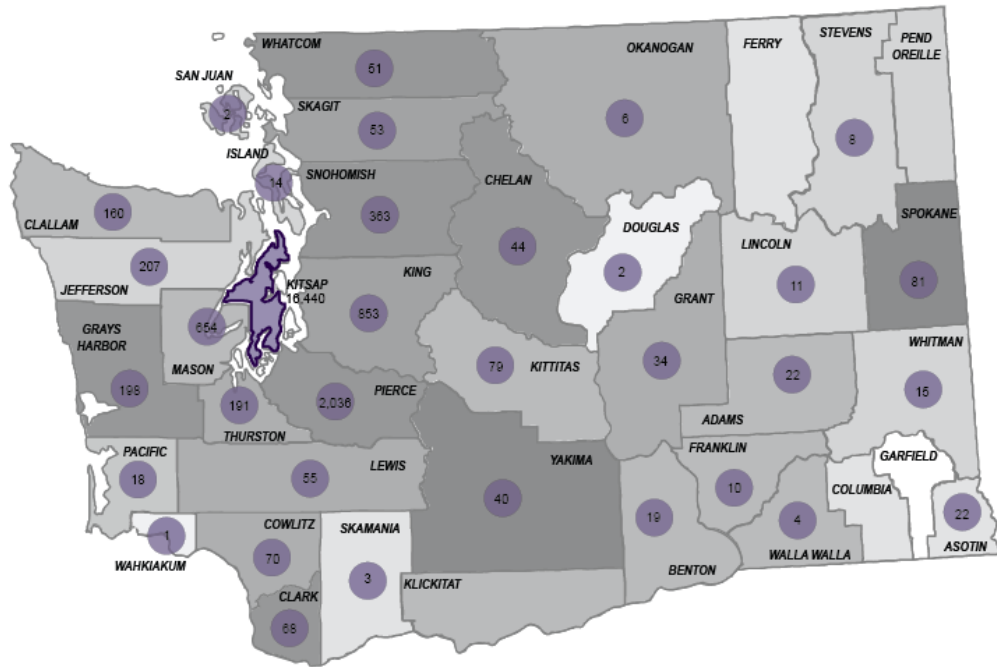
<b>Kitsap County</b>			
% of Poverty Level	Population: (Total 255,441)	Percent of Population	Income
Below 125%	35,602	13.94%	\$15,103
125-200%	27,585	10.80%	\$24,164
200-300%	42,487	16.63%	\$36,246
300-400%	36,860	14.43%	\$48,328

#### **Measures of Failure to Appear (FTA) “Diffuseness”**

Using point-in-time snapshot data provided by the Department of Licensing (DOL) regarding all FTAs, the following map and pie chart were created to graphically represent the “diffuseness” of all FTAs across the state. In this context, “diffuseness” means the proportion of FTA suspensions originating from courts outside a person’s county of residence. Put differently, the map shows the number of all FTAs belonging to individuals identified as residents of Kitsap County and the county location of the courts that issued those FTAs. The map or pie chart do not, however, show the number of individuals subject to the FTAs.

## APPENDIX B

The table below was created using different point-in-time snapshot data from DOL focused on persons who only have FTA suspensions, and shows the proportion of persons with multiple FTA suspensions originating from different courts, and whether those courts are in the same or different counties.



Inter- and Intra-Jurisdictional FTA Suspensions for County Residents with Only FTA Suspensions			
Court Jurisdiction	County Jurisdiction		Total
	Different Counties	Same County	
Different Courts	757	763	1,520
	18.24%	18.38%	36.62%
Same Court	0	2,631	2,631
	0%	63.38%	63.38%
Total	757	3,394	4,151
	18.24%	81.76%	100%

### Payment Plan / Collections

- Kitsap County District Court provides an “I Can’t Afford to Pay” motion and declaration form online exclusively for use in criminal cases. Kitsap County District Court also specifies that defendants must pay any fine ordered following a mitigation or contested hearing within 60 days, and defendants who need more time to pay a fine can apply to Court Payment Management Services, Inc. for time payment assistance, which charges a \$15 one-time set-up fee and a \$10 monthly monitoring fee.
- Bainbridge Island Municipal Court specifies that if defendants cannot pay their penalty all at once that the court clerk will explain the process for a time payment agreement with Signal Credit Management Services, which charges a \$15 account set-up fee, a monthly management fee, and requires payment amounts based on the obligation; the minimum monthly payment amount is the greater of 10% of the account balance or \$25 if the amount owed is under \$1,000, and 5% of the account balance if the amount owed is over \$1,000.
- Bremerton Municipal Court specifies that court fines are generally due in full on the date they are assessed, but that the court may grant a 30-day extension upon a defendant’s request. The court also specifies that defendants unable to pay in full within

## **APPENDIX B**

30 days may enter into a monthly payment agreement with Signal Credit Management Services. Defendants are instructed to contact the court office to verify eligibility and for further information.

- Port Orchard Municipal Court provides a link to the form for establishing a time payment agreement with Signal Credit Management Services, which charges a \$15 account set-up fee, a monthly management fee, and requires payment amounts based on the obligation; the minimum monthly payment amount is the greater of 10% of the account balance or \$25 if the amount owed is under \$1,000, and 5% of the account balance if the amount owed is over \$1,000.
- Poulsbo Municipal Court specifies that for defendants who cannot pay all of their penalty at once, the court clerk will work out a time payment agreement for a \$10 administrative fee.
- Kitsap County District Court contracts with Dynamic Collectors, Inc. for collection services.
- Bainbridge Island, Bremerton, Port Orchard, and Poulsbo municipal courts contract with AllianceOne Receivables Management, Inc. for collection services.

### **Local Relicensing Programs**

From the information available to the public online, it does not appear that there is a local relicensing program offered in Kitsap County.

## APPENDIX B

### Kittitas County

#### District Courts

68) **Lower Kittitas**  
 205 W 5th Ave, Rm 180 Phone: 509-962-7511 Janes E. Hurson, Judge  
 Ellensburg, WA 98926-2887 Christine A. Luvera, Administrator  
<http://www.co.kittitas.wa.us/courts/lower/default.aspx>

69) **Upper Kittitas**  
 700 E 1st St Phone: 509-674-5533 Darrel R. Ellis, Judge  
 Cle Elum, WA 98922 Fax: 509-674-4209 Diana MacKenzie, Administrator  
<http://www.co.kittitas.wa.us/courts/upper/default.aspx>

#### Municipal Courts

70) **Cle Elum**  
 700 E 1st St Phone: 509-674-5533 Darrel R. Ellis, Judge  
 Cle Elum, WA 98922 Diana MacKenzie, Administrator  
<https://www.ncourt.com/x-press/x-onlinepayments.aspx?juris=04c4bd4b-50ee-466c-a66f-e9c7a988d78d&affiliateID=5a40673b-2993-44c8-a3f3-5bd0f8764b70>

71) **Roslyn**  
 700 E 1st St Phone: 509-674-5533 Darrel R. Ellis, Judge  
 Cle Elum, WA 98922 Fax: 509-674-4209 Diana MacKenzie, Administrator  
<https://www.ncourt.com/x-press/x-onlinepayments.aspx?juris=5d498d97-c7cf-4575-9541-0aa066a943a5&affiliateID=2>  
*Ellensburg, Kittitas: See Lower Kittitas County District Court*

#### Demographics

Kittitas County is located in the center of the state, bordered by King County to the west, Chelan County to the north, Grant County to the east, and Yakima County to the south. As of April 1, 2015, the county’s population was estimated to be 42,670; the state’s 24th most populous county. With a land area of about 2,297 square miles, the county is Washington’s 27<sup>th</sup> most densely populated county with approximately 18.6 persons per square mile. Approximately 45% of residents live in unincorporated areas. The largest municipality in Kittitas County is Ellensburg with around 18,800 residents, followed by Cle Elum (1,900), Kittitas (1,500), and Roslyn (900). The total number of licensed drivers residing in the county is reported as 30,143.

Using American Community Survey data, the number of county residents at various income levels relative to poverty status is broken down in the table below:

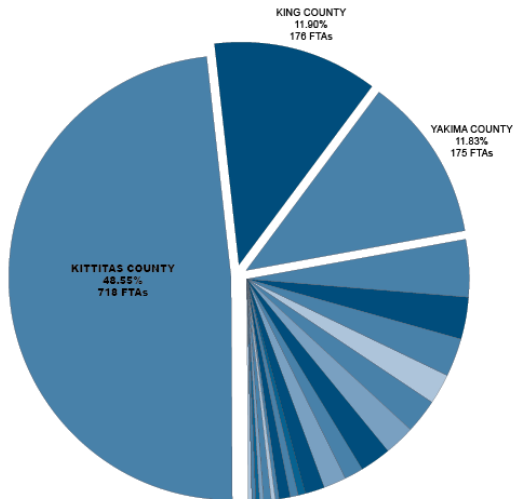
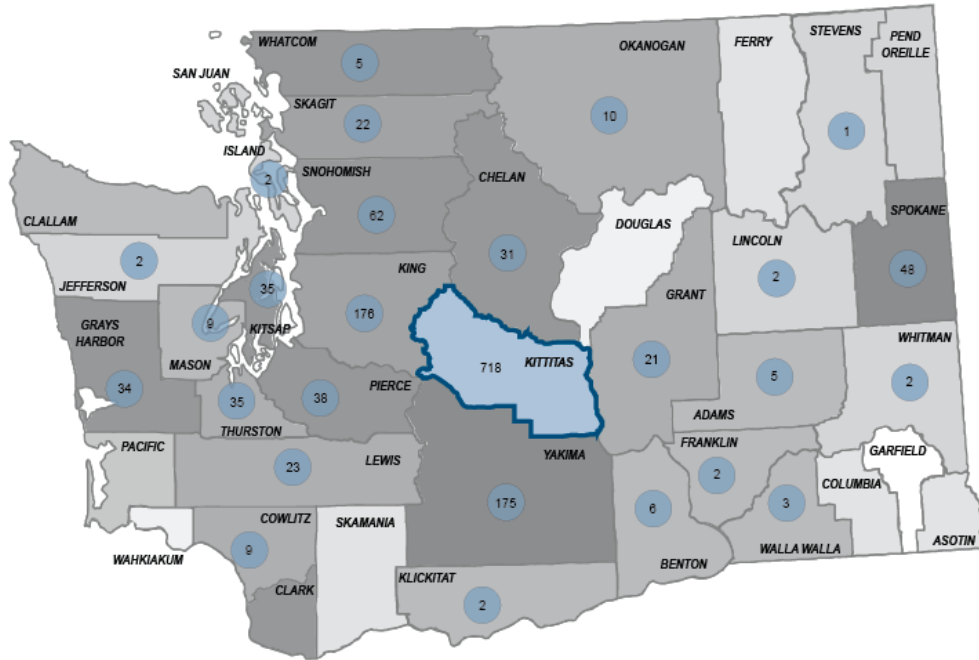
<b>Kittitas County</b>			
% of Poverty Level	Population: (Total 42,204)	Percent of Population	Income
Below 125%	10,539	24.97%	\$15,103
125-200%	4,682	11.09%	\$24,164
200-300%	7,031	16.66%	\$36,246
300-400%	5,767	13.66%	\$48,328

#### Measures of Failure to Appear (FTA) “Diffuseness”

Using point-in-time snapshot data provided by the Department of Licensing (DOL) regarding all FTAs, the following map and pie chart were created to graphically represent the “diffuseness” of all FTAs across the state. In this context, “diffuseness” means the proportion of FTA suspensions originating from courts outside a person’s county of residence. Put differently, the map shows the number of all FTAs belonging to individuals identified as residents of Kittitas County and the county location of the courts that issued those FTAs. The map or pie chart do not, however, show the number of individuals subject to the FTAs.

## APPENDIX B

The table below was created using different point-in-time snapshot data from DOL focused on persons who only have FTA suspensions, and shows the proportion of persons with multiple FTA suspensions originating from different courts, and whether those courts are in the same or different counties.



Inter- and Intra-Jurisdictional FTA Suspensions for County Residents with Only FTA Suspensions			
Court Jurisdiction	County Jurisdiction		Total
	Different Counties	Same County	
Different Courts	73	32	105
	19.36%	8.49%	27.85%
Same Court	0	272	272
	0%	72.15%	72.15%
Total	73	304	377
	19.36%	80.64%	100%

### Payment Plan / Collections

- Lower Kittitas County District Court specifies that whether a defendant can have a time payment agreement depends on the status of the case and instructs defendants to contact the court to find out. If a case qualifies for time payment, the court will either give the defendant a deadline to pay the account in full or the defendant will need to apply for an extended time payment plan through Court Payment Management Services, Inc., which charges a \$15 set-up fee and a monthly management fee. The court also specifies that while in most cases, the option for a defendant who failed to appear is to pay the fine in full, a defendant with a compelling reason may ask the court to set aside the finding and reset the hearing using the form provided.
- Upper Kittitas County District Court specifies that defendants who are unable to remit payment in full within 15 days may set up a time-payment collection arrangement with Signal Credit Management Services, which assesses a \$15 account set-up fee, a monthly management fee, and sets payment terms as a function of the obligation; the minimum monthly payment is the greater of \$25 or 10% of the account balance if the amount owed is under \$1,000, and 5% of the account balance if the amount

## **APPENDIX B**

owed is \$1,000 or more. The court also provides a form for defendants who failed to appear so they may request to vacate the finding and reset the hearing subject to court review.

- Cle Elum Municipal Court specifies that individuals wanting to establish monthly recurring payments should follow a link and instructions through a website that requires registration with nCourt.
- Roslyn Municipal Court specifies that individuals wanting to establish monthly recurring payments should follow a link and instructions through a website that requires registration with nCourt.
- Lower Kittitas County District Court contracts with Dynamic Collectors, Inc. for collection services.
- Upper Kittitas County District Court contracts with AllianceOne Receivables Management, Inc. for collection services.

### **Local Relicensing Programs**

From the information available to the public online, it does not appear that Kittitas County District Court offers a local relicensing program.

## APPENDIX B

### ***Klickitat County***

#### District Courts

##### **East Klickitat**

- 72) 205 S Columbus Ave, MS CH-11 Phone: 509-773-4670 Rick L. Hansen, Judge  
Goldendale, WA 98620-9279 Fax: 509-773-4653 Kelsey L. Endicott, Administrator  
<http://klickitatcounty.org/498/District-Court-East>

##### **West Klickitat**

- 73) 501 NE Washington St Phone: 509-493-1190 Jeffrey J. Baker, Judge  
PO Box 435 Fax: 509-493-4469 Sally Houlden, Administrator  
White Salmon, WA 98672  
<http://klickitatcounty.org/525/District-Court-West>

#### Municipal Courts

*Bingen, White Salmon:* See West Klickitat District Court; *Goldendale:* See East Klickitat District Court

#### **Demographics**

Klickitat County is located in south central Washington, and is bordered Skamania County on the west, Yakima County on the north, and Benton County on the east. As of April 1, 2015, the county's population was estimated to be 21,000; the state's 30th most populous county. With a land area of about 1,871 square miles, the county is Washington's 31<sup>st</sup> most densely populated county with approximately 11.2 persons per square mile. Approximately 69% of residents live in unincorporated areas. The largest municipality in Klickitat County is Goldendale with around 3,400 residents, followed by White Salmon (2,400) and Bingen (700). The total number of licensed drivers residing in the county is reported as 18,523.

Using American Community Survey data, the number of county residents at various income levels relative to poverty status is broken down in the table below:

<b>Klickitat County</b>			
% of Poverty Level	Population: (Total 20,820)	Percent of Population	Income
Below 125%	4,077	19.58%	\$15,103
125-200%	3,617	17.37%	\$24,164
200-300%	4,378	21.03%	\$36,246
300-400%	2,650	12.73%	\$48,328

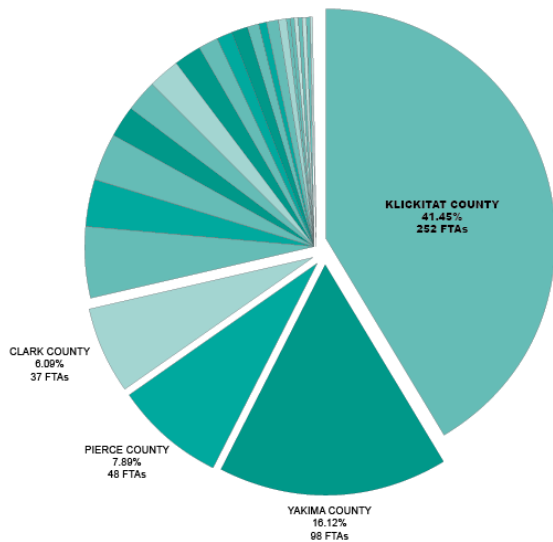
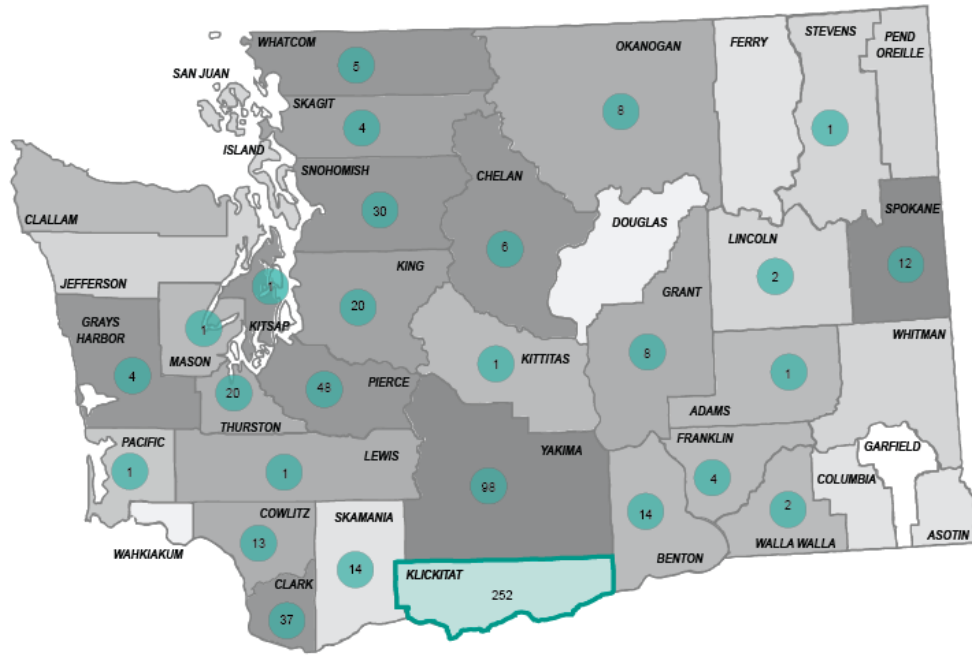
#### **Measures of Failure to Appear (FTA) "Diffuseness"**

Using point-in-time snapshot data provided by the Department of Licensing (DOL) regarding all FTAs, the following map and pie chart were created to graphically represent the "diffuseness" of all FTAs across the state. In this context, "diffuseness" means the proportion of FTA suspensions originating from courts outside a person's county of residence. Put differently, the map shows the number of all FTAs belonging to individuals identified as residents of Klickitat County and the county location of the courts that issued those FTAs. The map or pie chart do not, however, show the number of individuals subject to the FTAs.

The table below was created using different point-in-time snapshot data from DOL focused on persons who only have FTA suspensions, and shows the proportion of persons with multiple FTA suspensions originating from different courts, and whether those courts are in the same or different counties.



## APPENDIX B



Inter- and Intra-Jurisdictional FTA Suspensions for County Residents with Only FTA Suspensions			
Court Jurisdiction	County Jurisdiction		Total
	Different Counties	Same County	
Different Courts	39	20	59
	12.34%	6.33%	18.67%
Same Court	0	257	257
	0%	81.33%	81.33%
Total	39	277	316
	12.34%	87.66%	100%

### Payment Plan / Collections

- Klickitat County District Court East specifies that all financial obligations are due in full within 30 days of resolution of the case, unless otherwise ordered by the court. The court also specifies that it offers a time payment program to defendants unable to pay in full within 30 days.
- Klickitat County District Court West specifies that all financial obligations are due in full upon resolution of the case, unless otherwise ordered by the court. The court also specifies that people who are unable to pay the full amount when due may sign up for a time payment plan.
- Klickitat County District Court contracts with AllianceOne Receivables Management, Inc. for collection services.

### Local Relicensing Programs

From the information available to the public online, there does not appear to be a local relicensing program in Klickitat County.

## APPENDIX B

### Lewis County

- District Courts
- 74) Law and Justice Center                      Phone: 360-740-1203                      R. W. Buzzard, Judge  
 345 W Main St, Fl 3                              Fax: 360-740-2779                      Clint L. Casebolt, Administrator  
 PO Box 600  
 Chehalis, WA 98532-0600  
<http://lewiscountywa.gov/districtcourt>
- Municipal Courts
- 75) **Centralia**  
 118 W Maple St                                  Phone: 360-330-7667                      James M.B. Buzzard, Judge  
 PO Box 609    Fax: 360-330-7668                      Rachel M. Dunnagan, Administrator  
 Centralia, WA 98531-0609  
<http://www.cityofcentralia.com/SectionIndex.asp?SectionID=10>
- 76) **Chehalis**  
 350 N Market Blvd, Rm 105                      Phone: 360-345-1025                      Dale A. McBeth, Judge  
 Chehalis, WA 98532-2626                      Fax: 360-345-1050                      Melody K. Guenther, Administrator  
<http://ci.chehalis.wa.us/municipalcourt>
- 77) **Napavine**  
 407 SW Birch Ave                                  Fax: 360-262-9885                      Joseph M. Mano, Jr., Judge  
 PO Box 179    Katie Clark, Administrator  
 Napavine, WA 98565  
<http://cityofnapavine.com/municipalcourt.html>
- 78) **Winlock**  
 323 NE 1st St                                      Phone: 360-785-3811                      Steven R. Buzzard, Judge  
 PO Box 777    Theda K. Curry, Administrator  
 Winlock, WA 98596-0777  
<http://cityofwinlock.com/winlock-municipal-court.html>  
*Morton, Mossyrock, Pe Ell, Toledo: See Lewis County District Court; Vader: See Winlock Municipal Court*

### Demographics

Lewis County is located in southwestern Washington surrounded by Pacific, Grays Harbor, Thurston, Pierce, Yakima, Skamania, Cowlitz, and Wahkiakum counties. As of April 1, 2015, the county’s population was estimated to be 76,660; the state’s 16th most populous county. With a land area of about 2,402 square miles, the county is Washington’s 22nd most densely populated county with approximately 31.9 persons per square mile. Approximately 59% of residents live in unincorporated areas. The largest municipality in Lewis County is Centralia with around 16,800 residents, followed by Chehalis (7,400), Napavine (1,800), and Winlock (1,300). The total number of licensed drivers residing in the county is reported as 62,900.

Using American Community Survey data, the number of county residents at various income levels relative to poverty status is broken down in the table below:

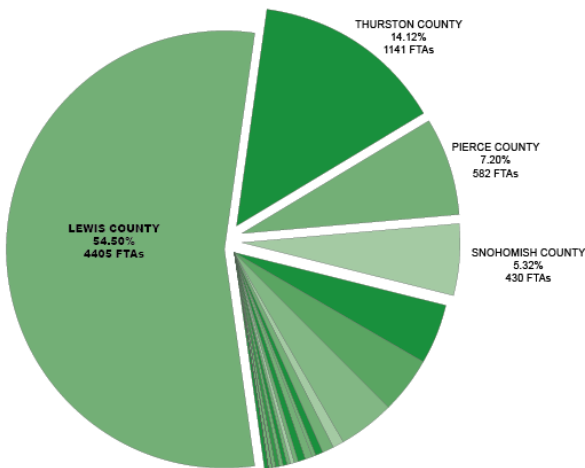
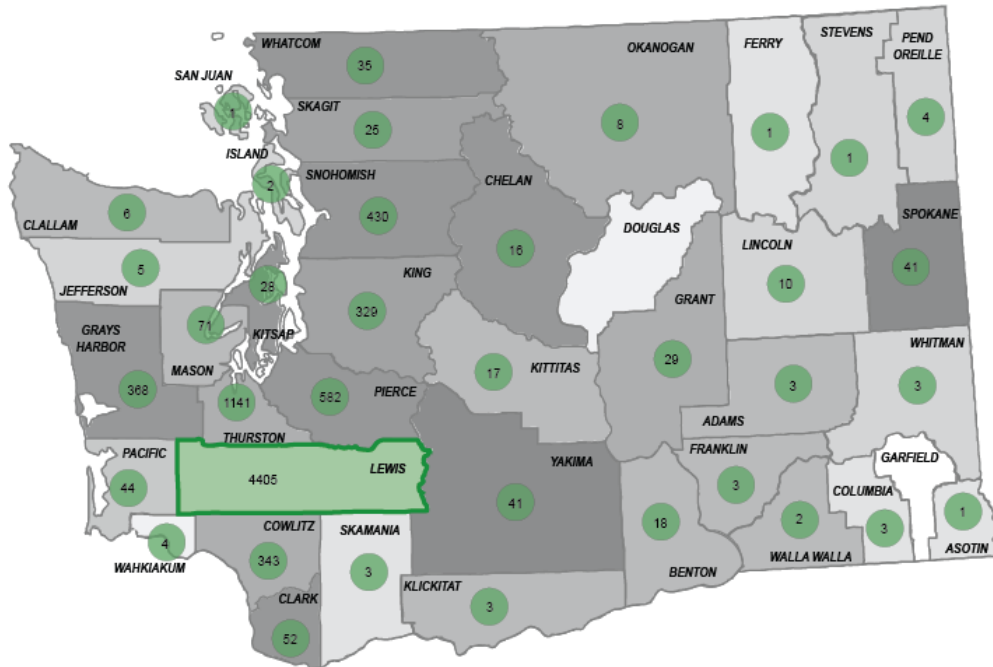
Lewis County			
% of Poverty Level	Population: (Total 75,515)	Percent of Population	Income
Below 125%	16,118	21.34%	\$15,103
125-200%	12,648	16.75%	\$24,164
200-300%	14,860	19.68%	\$36,246
300-400%	10,828	14.34%	\$48,328

## APPENDIX B

### Measures of Failure to Appear (FTA) “Diffuseness”

Using point-in-time snapshot data provided by the Department of Licensing (DOL) regarding all FTAs, the following map and pie chart were created to graphically represent the “diffuseness” of all FTAs across the state. In this context, “diffuseness” means the proportion of FTA suspensions originating from courts outside a person’s county of residence. Put differently, the map shows the number of all FTAs belonging to individuals identified as residents of Lewis County and the county location of the courts that issued those FTAs. The map or pie chart do not, however, show the number of individuals subject to the FTAs.

The table below was created using different point-in-time snapshot data from DOL focused on persons who only have FTA suspensions, and shows the proportion of persons with multiple FTA suspensions originating from different courts, and whether those courts are in the same or different counties.



Inter- and Intra-Jurisdictional FTA Suspensions for County Residents with Only FTA Suspensions			
Court Jurisdiction	County Jurisdiction		Total
	Different Counties	Same County	
Different Courts	386 23.64%	265 16.23%	651 39.87%
Same Court	0 0%	982 60.13%	982 60.13%
<b>Total</b>	<b>386</b> <b>23.64%</b>	<b>1,247</b> <b>76.36%</b>	<b>1,633</b> <b>100%</b>

### Payment Plan / Collections

- Lewis County District Court’s infraction forms to have a line where defendants can request up to 6 months maximum to pay the penalty in full. The court also provides a form to move the court to vacate a finding of the commission of an infraction based on failure to appear or pay.
- Centralia Municipal Court does not appear to have any information available to the public online regarding payment plans.

## **APPENDIX B**

- Chehalis Municipal Court specifies that the court expects payment in full immediately following infraction hearings or at sentencing in criminal cases, but that defendants may request a time payment agreement if they can't pay the entire penalty at the time of the hearing. The court's request for infraction hearing form specifies that the court may allow time payments in some cases, but only in the context of requesting a mitigation hearing.
- Napavine Municipal Court does not appear to have any information available to the public online regarding payment plans.
- Winlock Municipal Court does not appear to have any information available to the public online regarding payment plans.
- Lewis County District Court and Centralia, Chehalis, Napavine, and Winlock municipal courts contract with Dynamic Collectors, Inc. for collection services.

### **Local Relicensing Programs**

From the information available to the public online, there does not appear to be a local relicensing program in Lewis County.

## APPENDIX B

### Lincoln County

#### District Courts

79) 406 Sinclair Phone: 509-725-2281 Dan B. Johnson, Judge  
PO Box 329 Fax: 509-725-6481 Renee Honey, Administrator  
Davenport, WA 99122-0329  
<https://www.co.lincoln.wa.us/districtcourt/>

#### Municipal Courts

*Almira, Creston, Davenport, Harrington, Odessa, Reardan, Sprague, Wilbur:* See Lincoln County District Court

#### Demographics

Lincoln County is located in eastern Washington at the northern edge of the Palouse region, and is surrounded by Grant, Okanogan, Ferry, Stevens, Spokane, Whitman, and Adams counties. As of April 1, 2015, the county's population was estimated to be 10,720; the state's 35<sup>th</sup> most populous county. With a land area of about 2,310 square miles, the county is Washington's 37<sup>th</sup> most densely populated county with approximately 4.6 persons per square mile. Approximately 49% of residents live in unincorporated areas. The largest municipality in Lincoln County is Davenport with around 1,700 residents, followed by Odessa (900), Wilbur (900), and Reardan (600). The total number of licensed drivers residing in the county is reported as 8,972.

Using American Community Survey data, the number of county residents at various income levels relative to poverty status is broken down in the table below:

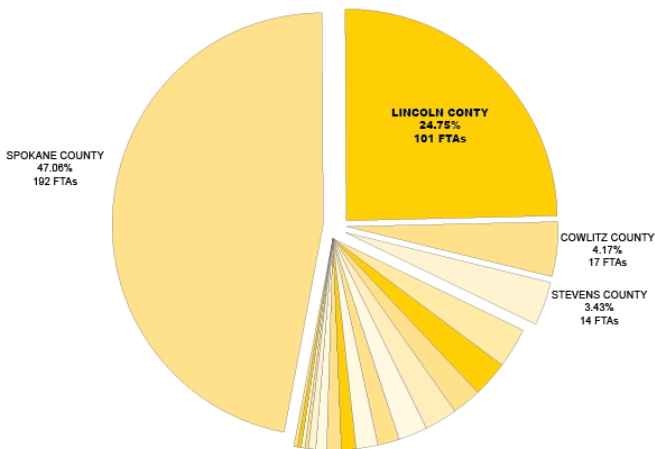
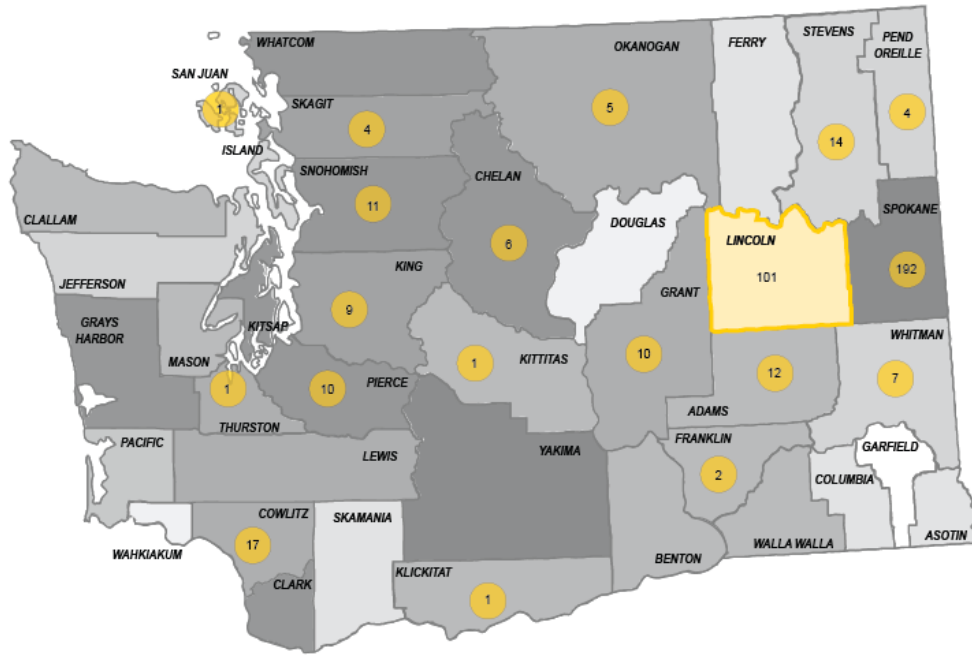
Lincoln County			
% of Poverty Level	Population: (Total 10,363)	Percent of Population	Income
Below 125%	2,094	20.21%	\$15,103
125-200%	1,292	12.47%	\$24,164
200-300%	2,316	22.35%	\$36,246
300-400%	1,558	15.03%	\$48,328

#### Measures of Failure to Appear (FTA) "Diffuseness"

Using point-in-time snapshot data provided by the Department of Licensing (DOL) regarding all FTAs, the following map and pie chart were created to graphically represent the "diffuseness" of all FTAs across the state. In this context, "diffuseness" means the proportion of FTA suspensions originating from courts outside a person's county of residence. Put differently, the map shows the number of all FTAs belonging to individuals identified as residents of Lincoln County and the county location of the courts that issued those FTAs. The map or pie chart do not, however, show the number of individuals subject to the FTAs.

The table below was created using different point-in-time snapshot data from DOL focused on persons who only have FTA suspensions, and shows the proportion of persons with multiple FTA suspensions originating from different courts, and whether those courts are in the same or different counties.

## APPENDIX B



Inter- and Intra-Jurisdictional FTA Suspensions for County Residents with Only FTA Suspensions			
Court Jurisdiction	County Jurisdiction		Total
	Different Counties	Same County	
Different Courts	40 32.26%	6 4.84%	46 37.1%
Same Court	0 0%	78 62.9%	78 62.9%
<b>Total</b>	<b>40</b> <b>32.26%</b>	<b>84</b> <b>67.74%</b>	<b>124</b> <b>100%</b>

### Payment Plan / Collections

- Lincoln County District Court specifies that defendants should contact Court Payment Management Services, Inc. to set up a payment plan and that the first payment should be made within 30 days of receiving an infraction or from the date the fine was ordered.
- Lincoln County District Court contracts with Dynamic Collectors, Inc. for collection services.

### Local Relicensing Programs

From the information available to the public online, it does not appear that Lincoln County District Court offers a local relicensing program.

## APPENDIX B

### **Mason County**

#### District Courts

- 80) 419 N 4th St, Fl 1 Phone: 360-427-9670 Victoria C. Meadows, Judge  
 PO Box O Fax: 360-427-7776 Patsy Robinson, Administrator  
 Shelton, WA 98584-0090  
[http://www.co.mason.wa.us/district\\_court/index.php](http://www.co.mason.wa.us/district_court/index.php)

#### Municipal Courts

- 81) **Shelton**  
 Civic Center, 525 W Cota St Phone: 360-426-9772 George A. Steele, Judge  
 Shelton, WA 98584-2239 Fax: 360-426-3301 Shelby Conklin, Administrator  
[http://www.sheltonwa.gov/government/municipal\\_court/index.php](http://www.sheltonwa.gov/government/municipal_court/index.php)

#### **Demographics**

Mason County is located in western Washington and encompasses part of south Puget Sound, bordered by Jefferson County to the north, Grays Harbor County to the west, Kitsap County to the east, and Thurston County to the south. As of April 1, 2015, the county’s population was estimated to be 62,200; the state’s 20<sup>th</sup> most populous county. With a land area of roughly 959 square miles, the county is Washington’s 15<sup>th</sup> most densely populated county with about 64.8 persons per square mile. Approximately 84% of residents live in unincorporated areas. The largest municipality in Mason County is Shelton with around 10,100 residents. The total number of licensed drivers residing in the county is reported as 44,497.

Using American Community Survey data, the number of county residents at various income levels relative to poverty status is broken down in the table below:

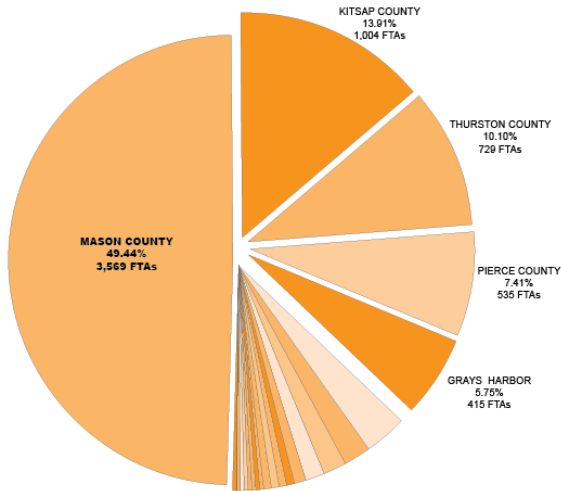
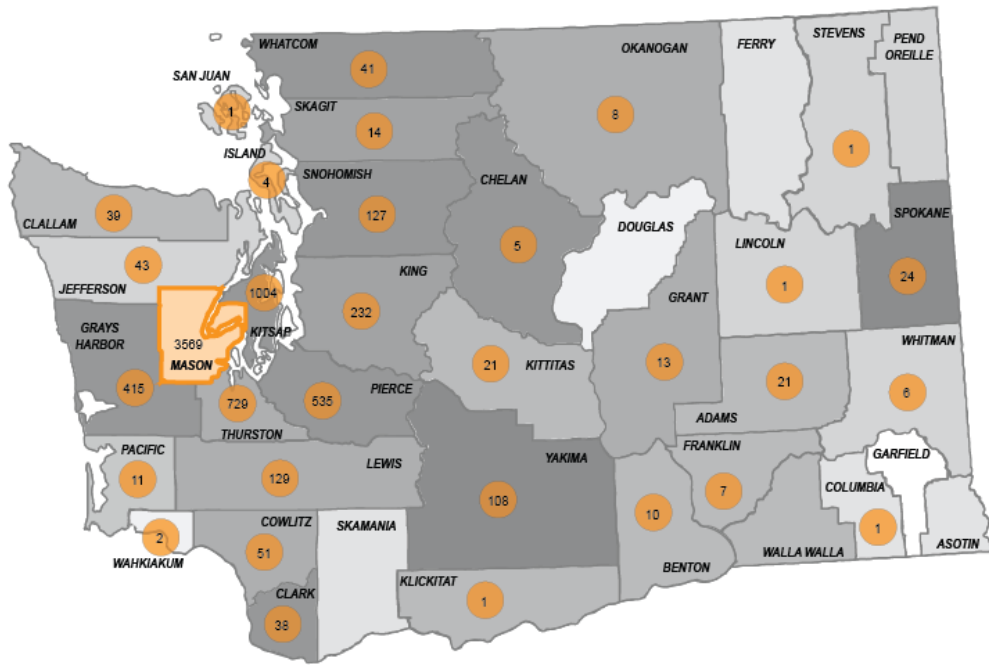
<b>Mason County</b>			
% of Poverty Level	Population: (Total 60,791)	Percent of Population	Income
Below 125%	12,699	20.89%	\$15,103
125-200%	8,961	14.74%	\$24,164
200-300%	10,461	17.21%	\$36,246
300-400%	8,809	14.49%	\$48,328

#### **Measures of Failure to Appear (FTA) “Diffuseness”**

Using point-in-time snapshot data provided by the Department of Licensing (DOL) regarding all FTAs, the following map and pie chart were created to graphically represent the “diffuseness” of all FTAs across the state. In this context, “diffuseness” means the proportion of FTA suspensions originating from courts outside a person’s county of residence. Put differently, the map shows the number of all FTAs belonging to individuals identified as residents of Mason County and the county location of the courts that issued those FTAs. The map or pie chart do not, however, show the number of individuals subject to the FTAs.

The table below was created using different point-in-time snapshot data from DOL focused on persons who only have FTA suspensions, and shows the proportion of persons with multiple FTA suspensions originating from different courts, and whether those courts are in the same or different counties.

## APPENDIX B



Inter- and Intra-Jurisdictional FTA Suspensions for County Residents with Only FTA Suspensions			
Court Jurisdiction	County Jurisdiction		Total
	Different Counties	Same County	
Different Courts	374 26.71%	149 10.64%	523 37.36%
Same Court	0 0%	877 62.64%	877 62.64%
Total	374 26.71%	1,026 73.29%	1,400 100%

### Payment Plan / Collections

- Mason County District Court specifies that all financial obligations are payable in full upon resolution of the case unless otherwise ordered by the court, and the judge or clerk will work out a time payment agreement that includes a set-up fee for defendants who cannot pay their penalty all at once.
- Shelton Municipal Court does not appear to have any information available to the public online regarding payment plans.
- Mason County District Court and Shelton Municipal Court contract with AllianceOne Receivables Management, Inc. and Dynamic Collectors, Inc. for collection services.

### Local Relicensing Programs

From the information available to the public online, it does not appear that Lincoln County District Court offers a local relicensing program.



## APPENDIX B

### Okanogan County

- District Courts
- 82) 149 N 3rd Ave, Rm 306 Phone: 509-422-7170 Charles D. Short, Judge  
 PO Box 980 Fax: 509-422-7174 Darla Schreckengast, Administrator  
 Okanogan, WA 98840  
<http://www.okanogancounty.org/DC/>
- Municipal Courts
- 83) **Brewster**  
 105 S 3rd St Phone: 509-689-2756 David Ebenger, Judge  
 PO Box 1074 Fax: 509-689-3096 Juana Garcia Escobar, Administrator  
 Brewster, WA 98812-1074
- 84) **Omak**  
 2 N Ash Phone: 509-826-2971 David Ebenger, Judge  
 PO Box 72 Fax: 509-826-6531 Denise M. Hardy, Administrator  
 Omak, WA 98841  
<http://www.omakcity.com/municipal.html>
- 85) **Tonasket**  
 209 S Whitcomb Ave Phone: 509-486-2132 Roger Castelda, Judge  
 PO Box 487 Fax: 509-486-1831 Joel Pilkinton, Clerk  
 Tonasket, WA 98855-0487  
<http://www.tonasketcity.org/town-hall/>
- 86) **Twisp**  
 118 S Glover St Phone: 509-997-6112 David Ebenger, Judge  
 PO Box 278 Jackie Moriarty, Administrator  
 Twisp, WA 98856-0278
- 87) **Winthrop**  
 208 Riverside Ave Phone: 509-996-2320 David Ebenger, Judge  
 PO Box 459 Michelle Gains, Court Administrator  
 Winthrop, WA 98862-0459  
*Coulee Dam, Elmer City, Okanogan, Oroville, Pateros, Riverside:* See Okanogan County District Court

### Demographics

Okanogan County is located in north-central Washington on the Canadian border with Whatcom and Skagit counties to the west, Chelan and Douglas counties to the south, and Ferry County to the east. As of April 1, 2015, the county's population was estimated to be 41,860; the state's 25th most populous county. With a land area of roughly 5,268 square miles, the county is Washington's 34th most densely populated county with about 8 persons per square mile. Approximately 60% of residents live in unincorporated areas. The largest municipality in Okanogan County is Omak with around 4,900 residents, followed by Okanogan (2,600), Brewster (2,400), and Oroville (1,700). The total number of licensed drivers residing in the county is reported as 32,193.

Using American Community Survey data, the number of county residents at various income levels relative to poverty status is broken down in the table below:

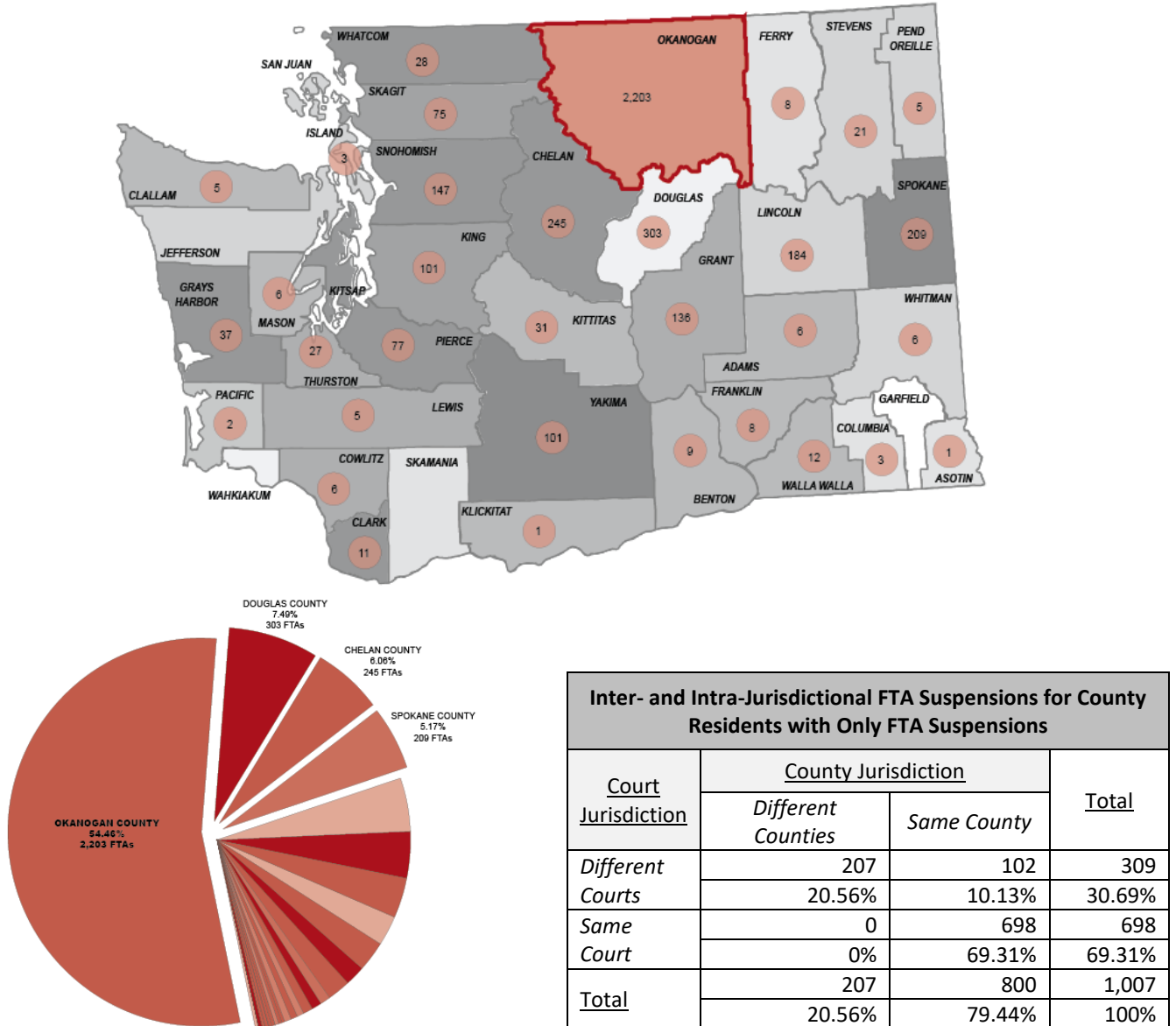
Okanogan County			
% of Poverty Level	Population: (Total 41,332)	Percent of Population	Income
Below 125%	11,180	27.05%	\$15,103
125-200%	7,939	19.21%	\$24,164
200-300%	7,342	17.76%	\$36,246
300-400%	4,796	11.60%	\$48,328

## APPENDIX B

### Measures of Failure to Appear (FTA) “Diffuseness”

Using point-in-time snapshot data provided by the Department of Licensing (DOL) regarding all FTAs, the following map and pie chart were created to graphically represent the “diffuseness” of all FTAs across the state. In this context, “diffuseness” means the proportion of FTA suspensions originating from courts outside a person’s county of residence. Put differently, the map shows the number of all FTAs belonging to individuals identified as residents of Okanogan County and the county location of the courts that issued those FTAs. The map or pie chart do not, however, show the number of individuals subject to the FTAs.

The table below was created using different point-in-time snapshot data from DOL focused on persons who only have FTA suspensions, and shows the proportion of persons with multiple FTA suspensions originating from different courts, and whether those courts are in the same or different counties.



### Payment Plan / Collections

- Okanogan County District Court specifies that if infraction or criminal defendants can’t pay all of their penalty, they will be offered a time payment agreement. In its mitigation by mail form, the court specifies that defendants must pay 30 days from the date of the order or make monthly payments in the amount of \$50. The court also specifies that it will assess a \$10 time

## **APPENDIX B**

payment fee for each charge. The court also provides a form for defendants seeking to have the court release the FTA and/or waive the FTA fee payment requirement.

- Brewster Municipal Court does not appear to have any information available to the public online regarding payment plans.
- Omak Municipal Court provides contact information for PayAssist, but does not appear to explicitly mention payment plans in the information available to the public online.
- Tonasket Municipal Court does not appear to have any information available to the public online regarding payment plans.
- Twisp Municipal Court does not appear to have any information available to the public online regarding payment plans.
- Winthrop Municipal Court does not appear to have any information available to the public online regarding payment plans.
  
- Okanogan County District Court contracts with AllianceOne Receivables Management, Inc. for collection services.
- Omak Municipal Court contracts with Armada Corp. for collection services.

### **Local Relicensing Programs**

From the information available to the public online, it does not appear that Lincoln County District Court offers a local relicensing program.

## APPENDIX B

### **Pacific County**

#### District Courts

- 88) **North Pacific**  
 300 Memorial Dr Phone: 360-875-9354 Elizabeth Penoyar, Judge  
 PO Box 134 Fax: 360-875-9359 Jan Wilson, Administrator  
 South Bend, WA 98586  
<http://www.co.pacific.wa.us/courts/ndc/>

- 89) **South Pacific**  
 7013 Sandridge Road Phone: 360-642-9417 Nancy R. McAllister, Judge  
 Long Beach, WA 98631 Fax: 360-642-9416 Kim Hamilton, Administrator  
<http://www.co.pacific.wa.us/courts/sdc/>

#### Municipal Courts

- 90) **Ilwaco**  
 7013 Sandridge Road Phone: 360-642-9417 Kristopher A. Kaino, Judge  
 Long Beach, WA 98631 Fax: 360-642-9416 Kim Hamilton, Administrator

- 91) **Long Beach**  
 7013 Sandridge Road Phone: 360-642-9417 Kristopher A. Kaino, Judge  
 Long Beach, WA 98631 Fax: 360-642-9416 Kim Hamilton, Administrator

- 92) **Raymond**  
 230 2nd St Phone: 360-942-4102 Michael S. Turner, Judge  
 Raymond, WA 98577-2406 Fax: 360-942-4137 Tena M. Boggs, Administrator  
<http://www.cityofraymond.com/court.htm>

- 93) **South Bend**  
 1102 W 1st St Phone: 360-875-5571 Michael S. Turner, Judge  
 PO Box 9 Fax: 360-875-4009 Dee Roberts, Administrator  
 South Bend, WA 98586  
<http://www.southbend-wa.gov/respond-to-a-ticket>

#### **Demographics**

Pacific County is located in the southwestern part of the state with the Pacific Ocean on its western border, Grays Harbor County to the north, Lewis County to the east, and Wahkiakum to the south. As of April 1, 2015, the county's population was estimated to be 21,210; the state's 29th most populous county. With a land area of roughly 933 square miles, the county is Washington's 24th most densely populated county with about 22.7 persons per square mile. Approximately 67% of residents live in unincorporated areas. The largest municipality in Pacific County is Raymond with around 2,900 residents, followed by South Bend (1,600), Long Beach (1,400), and Ilwaco (900). The total number of licensed drivers residing in the county is reported as 17,560.

Using American Community Survey data, the number of county residents at various income levels relative to poverty status is broken down in the table below:

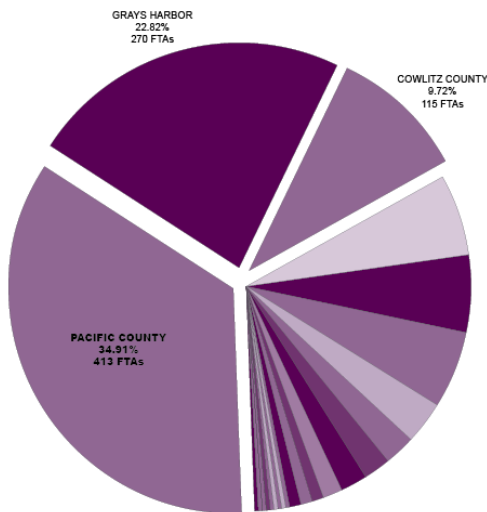
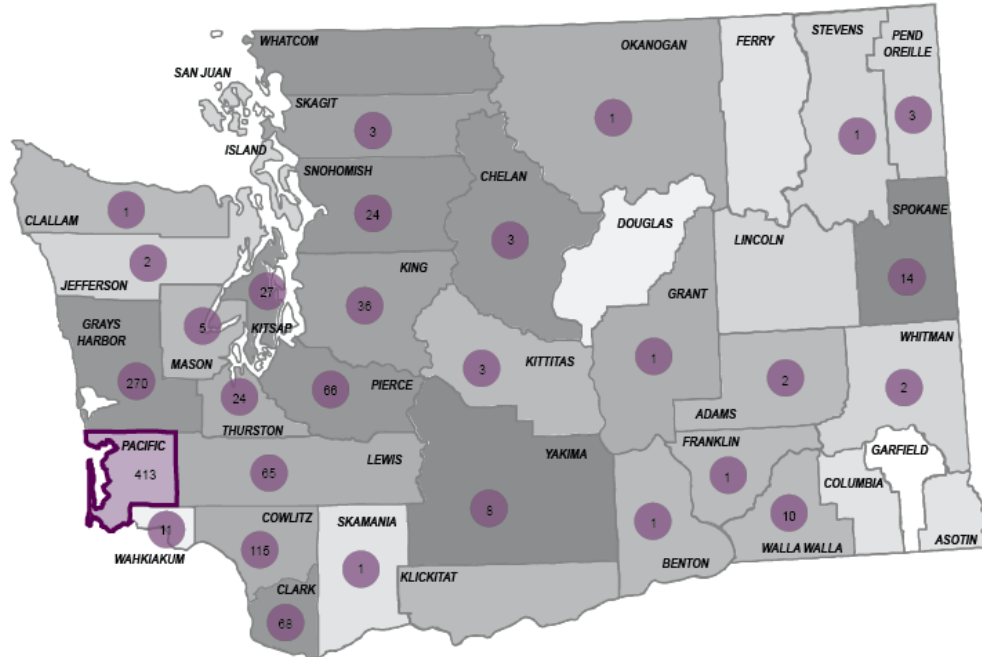
<b>Pacific County</b>			
% of Poverty Level	Population: (Total 20,645)	Percent of Population	Income
Below 125%	5,221	25.29%	\$15,103
125-200%	3,941	19.09%	\$24,164
200-300%	3,772	18.27%	\$36,246
300-400%	2,440	11.82%	\$48,328

## APPENDIX B

### Measures of Failure to Appear (FTA) “Diffuseness”

Using point-in-time snapshot data provided by the Department of Licensing (DOL) regarding all FTAs, the following map and pie chart were created to graphically represent the “diffuseness” of all FTAs across the state. In this context, “diffuseness” means the proportion of FTA suspensions originating from courts outside a person’s county of residence. Put differently, the map shows the number of all FTAs belonging to individuals identified as residents of Pacific County and the county location of the courts that issued those FTAs. The map or pie chart do not, however, show the number of individuals subject to the FTAs.

The table below was created using different point-in-time snapshot data from DOL focused on persons who only have FTA suspensions, and shows the proportion of persons with multiple FTA suspensions originating from different courts, and whether those courts are in the same or different counties.



Inter- and Intra-Jurisdictional FTA Suspensions for County Residents with Only FTA Suspensions			
Court Jurisdiction	County Jurisdiction		Total
	Different Counties	Same County	
Different Courts	82 20.2%	38 9.36%	120 29.56%
Same Court	0 0%	286 70.44%	286 70.44%
<b>Total</b>	<b>82</b> <b>20.2%</b>	<b>324</b> <b>79.8%</b>	<b>406</b> <b>100%</b>

### Payment Plan / Collections

- Pacific County District Court does not appear to have any information available to the public online regarding payment plans for either the North or South locations.
- Ilwaco Municipal Court does not appear to have any information available to the public online regarding payment plans.

## **APPENDIX B**

- Long Beach Municipal Court does not appear to have any information available to the public online regarding payment plans.
- Raymond Municipal Court does not appear to have any information available to the public online regarding payment plans.
- Sound Bend Municipal Court, in its mitigation by mail form, specifies that all fines, fees and costs ordered are due within 30 days of the court order. The form also provides defendants an option to request a payment plan with a minimum monthly payment of \$50 and a \$10 administrative fee assessed per ticket per payment plan.
- Pacific County District Court (North & South), South Bend Municipal Court, and Raymond Municipal Court contract with McDonald Credit Service for collection services.
- Ilwaco Municipal Court and Long Beach Municipal Court contract with Dynamic Collectors, Inc. for collection services.

### **Local Relicensing Programs**

From the information available to the public online, it does not appear that Lincoln County District Court offers a local relicensing program.

## APPENDIX B

### ***Pend Oreille County***

94) District Courts  
229 S Garden Ave Phone: 509-447-4110 Philip J. Van de Veer, Judge  
PO Box 5030 Fax: 509-447-5724 Rachel Johnson, Administrator  
Newport, WA 99156-5030  
<http://pendoreilleco.org/your-government/district-court/>

#### **Demographics**

Pend Oreille County is located in the northeast corner of Washington along the Canada and Idaho borders, with Stevens County to the west and Spokane County to the south. As of April 1, 2015, the county's population was estimated to be 13,240; the state's 33rd most populous county. With a land area of roughly 1,400 square miles, the county is Washington's 33rd most densely populated county with about 9.5 persons per square mile. Approximately 76% of residents live in unincorporated areas. The largest municipality in Pend Oreille County is Newport with around 2,200 residents, followed by Lone (400), Metaline Falls (200), and Cusick (200). The total number of licensed drivers residing in the county is reported as 9,726.

Using American Community Survey data, the number of county residents at various income levels relative to poverty status is broken down in the table below:

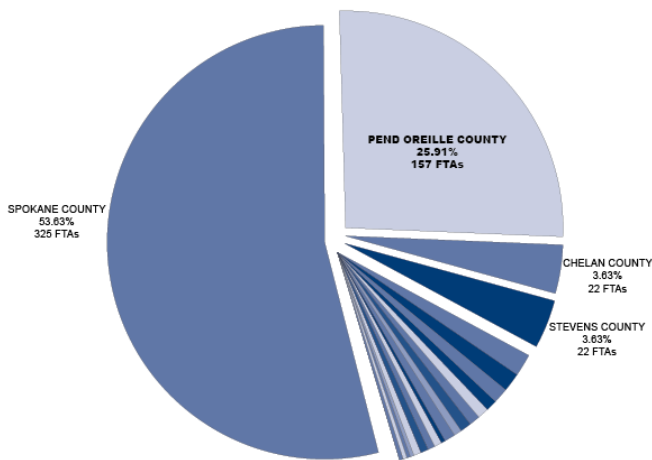
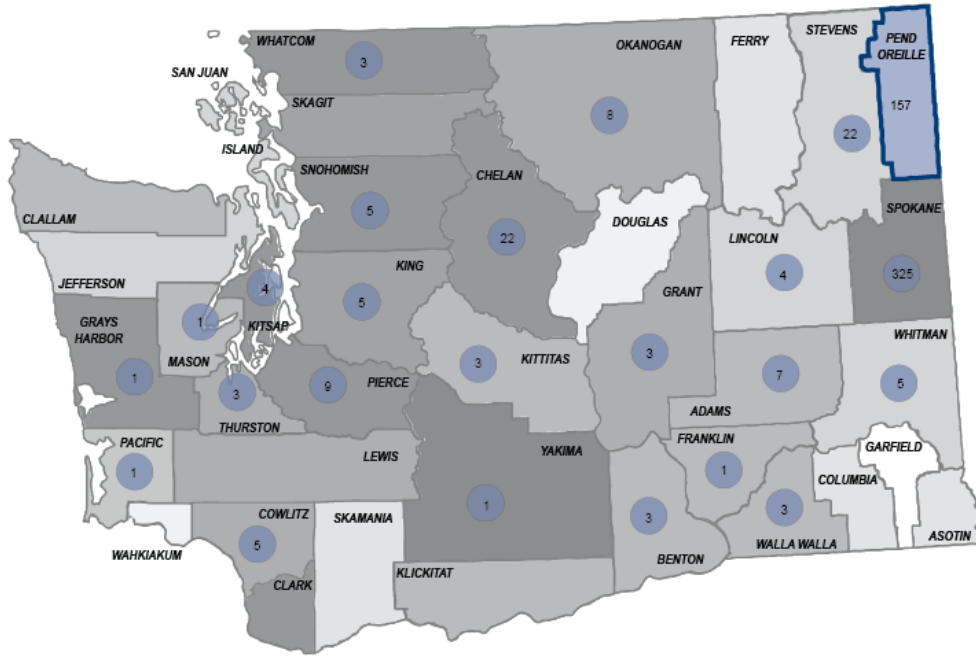
<b>Pend Oreille County</b>			
<b>% of Poverty Level</b>	<b>Population: (Total 12,968)</b>	<b>Percent of Population</b>	<b>Income</b>
Below 125%	3,592	27.70%	\$15,103
125-200%	2,204	17.00%	\$24,164
200-300%	2,711	20.91%	\$36,246
300-400%	1,386	10.69%	\$48,328

#### **Measures of Failure to Appear (FTA) "Diffuseness"**

Using point-in-time snapshot data provided by the Department of Licensing (DOL) regarding all FTAs, the following map and pie chart were created to graphically represent the "diffuseness" of all FTAs across the state. In this context, "diffuseness" means the proportion of FTA suspensions originating from courts outside a person's county of residence. Put differently, the map shows the number of all FTAs belonging to individuals identified as residents of Pend Oreille County and the county location of the courts that issued those FTAs. The map or pie chart do not, however, show the number of individuals subject to the FTAs.

The table below was created using different point-in-time snapshot data from DOL focused on persons who only have FTA suspensions, and shows the proportion of persons with multiple FTA suspensions originating from different courts, and whether those courts are in the same or different counties.

## APPENDIX B



Inter- and Intra-Jurisdictional FTA Suspensions for County Residents with Only FTA Suspensions			
Court Jurisdiction	County Jurisdiction		Total
	Different Counties	Same County	
Different Courts	42 23.46%	9 5.03%	51 28.49%
Same Court	0 0%	128 71.51%	128 71.51%
Total	42 23.46%	137 76.54%	179 100%

### Payment Plan / Collections

- Pend Oreille County District Court specifies that defendants wishing to arrange monthly payments may contact the court, which charges a \$10 time pay set up fee.
- Pend Oreille County District Court contracts with Armada Corp. for collection services.

### Local Relicensing Programs

From the information available to the public online, it does not appear that Pend Oreille County District Court offers a local relicensing program.



## APPENDIX B

### Pierce County

#### District Courts

- 95) 930 Tacoma Ave S Rm 239 Phone: 253-798-7487 Karla E. Buttorff, Judge  
Tacoma, WA 98402-2115 Fax: 253-798-6616 Charles D. Ramey, Administrator  
<https://www.piercecountywa.org/101/District-Court>

#### Municipal Courts

- 96) **Bonney Lake**  
9002 Main St E, Ste 100 Phone: 253-862-6606 Ronald D. Heslop, Judge  
Bonney Lake, WA 98391-8987 Fax: 253-862-3053 Katheryn Seymour, Administrator  
[http://www.ci.bonney-lake.wa.us/section\\_government/municipal\\_court/index.shtml](http://www.ci.bonney-lake.wa.us/section_government/municipal_court/index.shtml)
- 97) **Buckley**  
811 Main St Phone: 360-829-2118 Marjorie G. Tedrick, Judge  
PO Box 1452 Fax: 360-234-0994 Jessica Cash, Administrator  
Buckley, WA 98321-1452  
[http://www.cityofbuckley.com/index.asp?Type=B\\_BASIC&SEC=%7BD65D6DE8-51E9-4533-885B-307A9CF3D1F8%7D](http://www.cityofbuckley.com/index.asp?Type=B_BASIC&SEC=%7BD65D6DE8-51E9-4533-885B-307A9CF3D1F8%7D)
- 98) **Fife**  
3737 Pacific Hwy E Phone: 253-922-6635 Kevin G. Ringus, Judge  
Fife, WA 98424-1135 Fax: 253-926-5435 Tena M. Boggs, Administrator  
<http://cityoffife.org/city-departments/municipal-court>
- 99) **Fircrest**  
115 Ramsdell St Phone: 253-564-8922 John A. Miller, Judge  
Fircrest, WA 98466-6912 Fax: 253-564-3645 Kristi E. Perry, Administrator  
[http://www.cityoffircrest.net/Municipal\\_Courts\\_and\\_Passpo.html](http://www.cityoffircrest.net/Municipal_Courts_and_Passpo.html)
- 100) **Gig Harbor**  
3510 Grandview St Phone: 253-851-7808 Michael A. Dunn, Judge  
Gig Harbor, WA 98335-1214 Fax: 253-853-5483 Stacy Colberg, Administrator  
<http://www.cityofgigharbor.net/court/>
- 101) **Lakewood**  
6000 Main St SW Phone: 253-512-2258 Susan Adams, Judge  
Lakewood, WA 98499-5027 Fax: 253-512-2267 Deana L. Wright, Administrator  
<https://www.cityoflakewood.us/municipal-court>
- 102) **Milton**  
929 E Main, Ste 120 Phone: 253-851-7808 Michael A. Dunn, Judge  
Puyallup, WA 98372-3116 Fax: 253-853-5483 Stacy Colberg, Administrator  
<http://www.cityofgigharbor.net/court/>
- 103) **Orting**  
401 Washington Ave SE Phone: 360-893-3160 John Curry, Judge  
PO Box 489 Fax: 888-491-2202 Kaaren Woods, Administrator  
Orting, WA 98360-0489  
<http://cityoforting.org/city-government/court/>
- 104) **Puyallup**  
929 E Main, Ste 120 Phone: 253-841-5450 Andrea L. Beall, Judge  
Puyallup, WA 98372-3116 Fax: 253-770-3365 Tina D. Marusich, Administrator  
<http://www.cityofpuyallup.org/558/Municipal-Court>
- 105) **Roy**  
216 McNaught St S Phone: 253-843-0463 Thomas M. Ellington, Judge  
PO Box 700 Fax: 253-843-0279 Katy E. Henricksen, Clerk/Administrator  
Roy, WA 98580-0700  
<http://www.cityofroywa.us/municipal-court.html>
- 106) **Ruston**  
5117 N Winnifred St Phone: 253-759-8545 Sandra L. Allen, Judge  
Ruston, WA 98407-6512 Fax: 253-752-3754 Ginnava Hooff, Administrator

## APPENDIX B

<http://www.rustonwa.org/services/court>

- 107) **Sumner**  
 - 9002 Main St E, Ste 100 Phone: 253-759-8545 Sandra L. Allen, Judge  
 Bonney Lake, WA 98391-8987 Fax: 253-752-3754 Ginnava Hooft, Administrator  
<http://sumnerwa.gov/government/city-services/municipal-court/>
- 108) **Tacoma**  
 930 Tacoma Ave S, Rm 841 Phone: 253-591-5357 Drew Ann Henke, Judge  
 Tacoma, WA 98402-2181 Fax: 253-591-5301 Michelle Petrich, Administrator  
[http://www.cityoftacoma.org/government/city\\_departments/municipal\\_court/](http://www.cityoftacoma.org/government/city_departments/municipal_court/)
- 109) **Wilkeson**  
 540 Church St Phone: 360-829-0171 Robert W. Hamilton, Judge  
 PO Box 409 Fax: 360-829-4292 Shelly A. Undlin, Administrator  
 Wilkeson, WA 98396-9800  
<http://townofwilkeson.com/municipal-court/>  
*Carbonado: See Buckley Municipal Court; DuPont, Steilacoom, University Place: See Lakewood Municipal Court; Eatonville, South Prairie, Sumner: See Bonney Lake Municipal Court*

### Demographics

Pierce County is an inland area in the northwest part of the state that includes Puget Sound, the Puget Sound lowlands and the surrounding region west of the Cascade Range and east of the Olympic Mountains. As of April 1, 2015, Pierce County's population was estimated to be 830,120; the 2<sup>nd</sup> most populous county in the state. With a land area of about 1,670 square miles, Pierce County is Washington's 4<sup>th</sup> most densely populated county with almost 515 persons per square mile. Approximately 46% of residents live in unincorporated areas. The largest city in Pierce County is Tacoma with over 202,300 residents. The total number of licensed drivers residing in Pierce County is reported as 578,224.

Using American Community Survey data, the number of Pierce County residents at various income levels relative to poverty status is broken down in the table below:

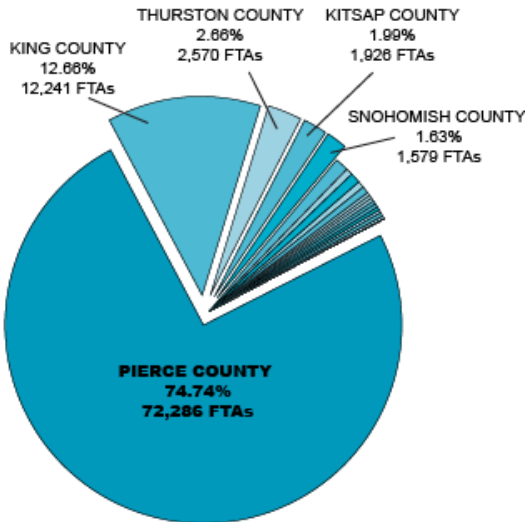
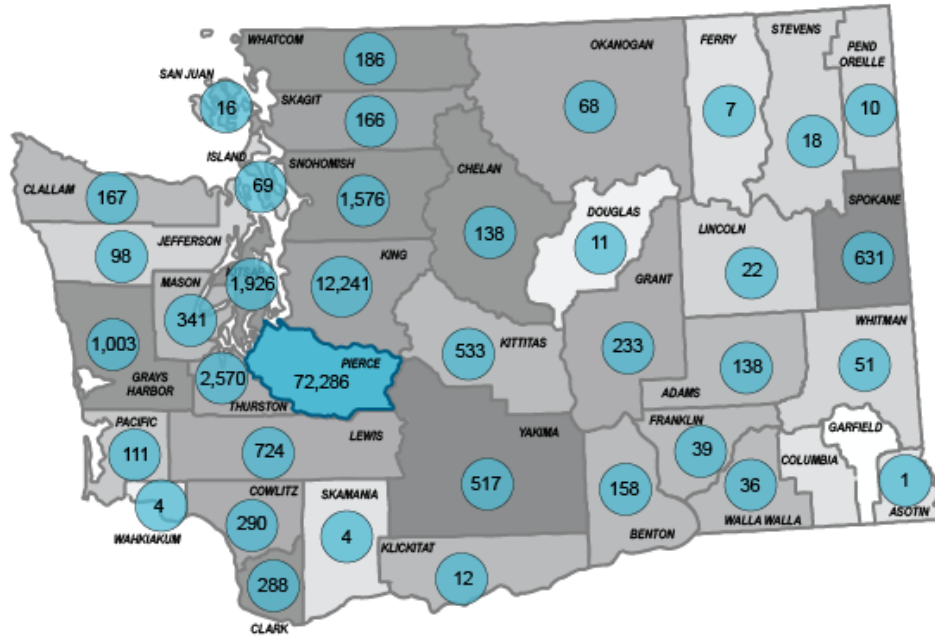
Pierce County			
% of Poverty Level	Population: (Total 821,952)	Percent of Population	Income
Below 125%	135,128	16.44%	\$15,103
125-200%	103,586	12.60%	\$24,164
200-300%	138,728	16.88%	\$36,246
300-400%	118,079	14.37%	\$48,328

### Measures of Failure to Appear (FTA) "Diffuseness"

Using point-in-time snapshot data provided by the Department of Licensing (DOL) regarding all FTAs, the following map and pie chart were created to graphically represent the "diffuseness" of all FTAs across the state. In this context, "diffuseness" means the proportion of FTA suspensions originating from courts outside a person's county of residence. Put differently, the map shows the number of all FTAs belonging to individuals identified as residents of Pierce County and the county location of the courts that issued those FTAs. The map or pie chart do not, however, show the number of individuals subject to the FTAs.

The table below was created using different point-in-time snapshot data from DOL focused on persons who only have FTA suspensions, and shows the proportion of persons with multiple FTA suspensions originating from different courts, and whether those courts are in the same or different counties.

## APPENDIX B



Inter- and Intra-Jurisdictional FTA Suspensions for County Residents with Only FTA Suspensions			
Court Jurisdiction	County Jurisdiction		Total
	Different Counties	Same County	
Different Courts	4,133	4,069	8,202
	20.31%	20%	40.31%
Same Court	0	12,147	12,147
	0%	59.69%	59.69%
<b>Total</b>	<b>4,133</b>	<b>16,216</b>	<b>20,349</b>
	<b>20.31%</b>	<b>79.69%</b>	<b>100%</b>

### Online Information on Payment Plan / Collections

- Pierce County District Court mentions the potential for a payment plan online, but does not appear to include information on how to arrange for one.
- Bonney Lake Municipal Court instructs individuals who want a payment plan to contact the court.
- Buckley Municipal Court does not appear to have any information available to the public online regarding payment plans.
- Fife Municipal Court identifies Signal as its contracted Time Payment Agency, but does not appear to provide any information online on how to arrange a payment plan.
- Fircrest Municipal Court does not appear to have any information available to the public online regarding payment plans.
- Gig Harbor Municipal Court offers information on how to establish a payment plan administered by Signal Credit Management Services with minimum monthly payments appearing to be a function of the balance owed.
- Lakewood Municipal Court provides information about setting up both “short term” and “long term” payment arrangements with Court Payment Management Services, Inc.
- Milton Municipal Court does not appear to have any information available to the public online regarding payment plans.
- Orting Municipal Court does not appear to have any information available to the public online regarding payment plans.

## **APPENDIX B**

- Puyallup Municipal Court offers information on how to make payment arrangements at a usual monthly minimum payment of \$50.
- Roy Municipal Court instructs individuals who want a payment plan to contact the court.
- Ruston Municipal Court does not appear to have any information available to the public online regarding payment plans.
- Tacoma Municipal Court indicates online that payment arrangements are available with approval of the judge.
  
- Pierce County District Court and Tacoma Municipal Court contract with Transworld System, Inc. for collection services.
- Bonney Lake Municipal Court contracts with Puget Sound Collections, Inc. for collection services.
- Buckley, Fife, Gig Harbor municipal courts contract with AllianceOne Receivables Management, Inc. for collection services.
- Lakewood and Milton municipal courts contract with AllianceOne Receivables Management, Inc. and Dynamic Collectors, Inc. for collection services.
- Puyallup Municipal Court contracts with Dynamic Collectors, Inc. for collection services.
- Roy Municipal Court contracts with AllianceOne Receivables Management, Inc. and Armada Corp. for collection services.

### **Local Relicensing Programs**

None of the courts of limited jurisdiction appear to offer or have any information about agency-administered relicensing programs, but some courts that contract with AllianceOne mention that the company has a Payment in Adjudication (PIA) Re-licensing Program, which is administered by the collection agency. When offered, this program allows defendants with delinquent obligations to reinstate driving privileges while on the program and continued participation in the program contingent on timely payment of required amounts, with qualifications and conditions for participation mutually agreed to by the contracting parties.

## APPENDIX B

### *San Juan County*

#### District Courts

110) 350 Court Street  
PO Box 127  
Friday Harbor, WA 98250-0127

Phone: 360-378-4017  
Fax: 360-378-4099

Stewart R. Andrew, Judge  
Mellissa Derksema, Administrator

<http://www.sanjuanco.com/231/District-Court>

#### Municipal Courts

*Friday Harbor:* See San Juan County District Court

#### Demographics

San Juan County is located in northwest Washington and is comprised entirely of islands, including San Juan, Orcas, Lopez, Shaw, and more. As of April 1, 2015, the county's population was estimated to be 16,180; the state's 32nd most populous county. With a land area of roughly 174 square miles, the county is Washington's 11<sup>th</sup> most densely populated county with about 93 persons per square mile. Approximately 86% of residents live in unincorporated areas. The largest municipality in San Juan County is Friday Harbor with around 2,200 residents. The total number of licensed drivers residing in the county is reported as 14,488.

Using American Community Survey data, the number of county residents at various income levels relative to poverty status is broken down in the table below:

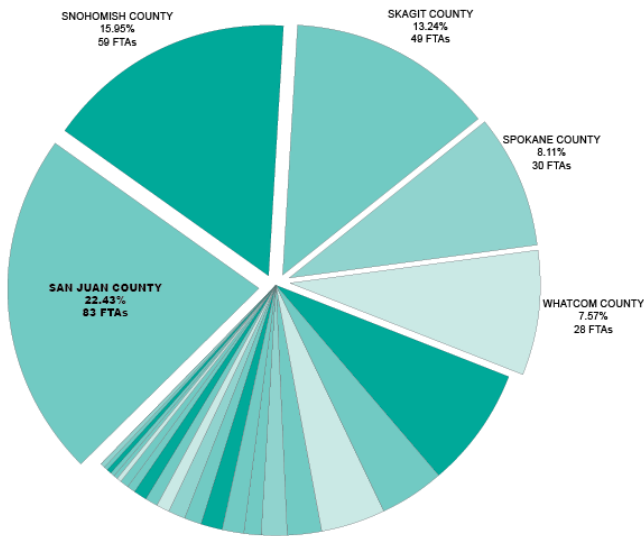
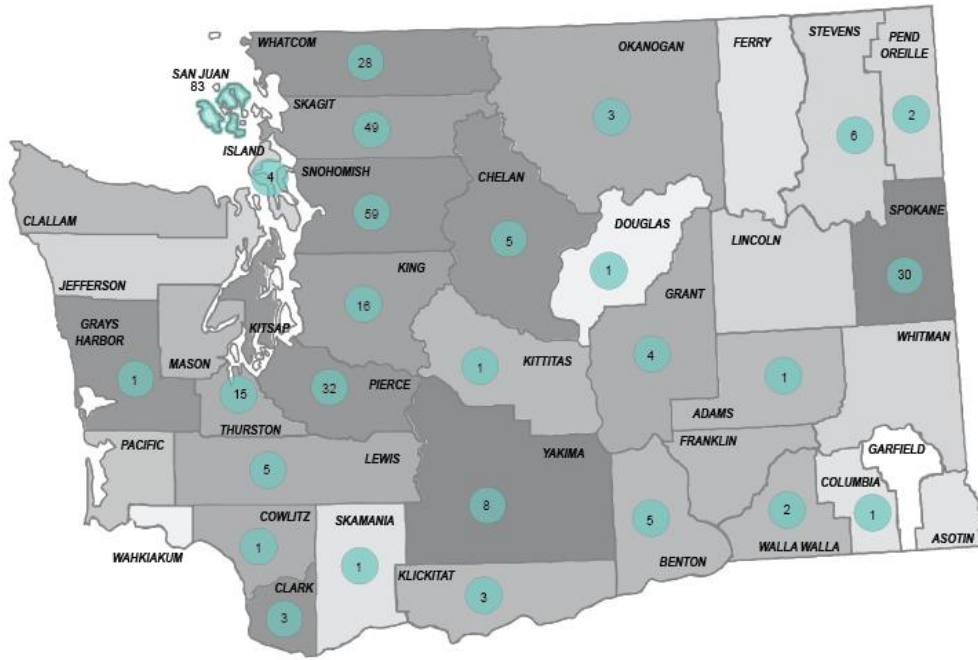
San Juan County			
% of Poverty Level	Population: (Total 15,956)	Percent of Population	Income
Below 125%	2,448	15.34%	\$15,103
125-200%	1,963	12.30%	\$24,164
200-300%	2,910	18.24%	\$36,246
300-400%	2,062	12.92%	\$48,328

#### Measures of Failure to Appear (FTA) "Diffuseness"

Using point-in-time snapshot data provided by the Department of Licensing (DOL) regarding all FTAs, the following map and pie chart were created to graphically represent the "diffuseness" of all FTAs across the state. In this context, "diffuseness" means the proportion of FTA suspensions originating from courts outside a person's county of residence. Put differently, the map shows the number of all FTAs belonging to individuals identified as residents of San Juan County and the county location of the courts that issued those FTAs. The map or pie chart do not, however, show the number of individuals subject to the FTAs.

The table below was created using different point-in-time snapshot data from DOL focused on persons who only have FTA suspensions, and shows the proportion of persons with multiple FTA suspensions originating from different courts, and whether those courts are in the same or different counties.

## APPENDIX B



Inter- and Intra-Jurisdictional FTA Suspensions for County Residents with Only FTA Suspensions			
Court Jurisdiction	County Jurisdiction		Total
	Different Counties	Same County	
Different Courts	22	4	26
	18.8%	3.42%	22.22%
Same Court	0	91	91
	0%	77.78%	77.78%
Total	22	95	117
	18.8%	81.2%	100%

### Payment Plan / Collections

- San Juan County District Court does not appear to have any information available to the public online regarding payment plans.
- San Juan County District Court contracts with AllianceOne Receivables Management, Inc. for collection services.

### Local Relicensing Programs

From the information available to the public online, it does not appear that San Juan County District Court offers a local relicensing program.

## APPENDIX B

### Skagit County

#### District Courts

- 111) **600 S 3rd St** Phone: 360-416-1250 Warren M. Gilbert, Judge  
**PO Box 340** Fax: 360-416-1251 Deannie Nelson, Administrator  
**Mount Vernon, WA 98273-0340**  
<http://www.skagitcounty.net/Departments/DistrictCourt/main.htm>

#### Municipal Courts

- 112) **Anacortes**  
**1218 24th St** Phone: 360-293-1913 Warren M. Gilbert, Judge  
**Anacortes, WA 98221-2565** Fax: 360-293-4224 Rebecca K. Welch, Administrator  
[http://www.cityofanacortes.org/municipal\\_court1/index.php#.UyyLznrn9ok](http://www.cityofanacortes.org/municipal_court1/index.php#.UyyLznrn9ok)
- 113) **Burlington**  
**311 Cedar, Ste A** Phone: 360-755-0492 Warren M. Gilbert, Judge  
**Burlington, WA 98233-2803** Fax: 360-755-2391 Mickey Zitkovich, Administrator  
<http://www.burlingtonwa.gov/index.aspx?NID=102>
- 114) **Mount Vernon**  
**1805 Continental Pl** Phone: 360-336-6205 Warren M. Gilbert, Judge  
**Mount Vernon, WA 98273-5625** Fax: 360-336-6254 Deannie Nelson, Administrator  
<http://www.mountvernonwa.gov/Index.aspx?NID=209>
- 115) **Sedro-Woolley**  
**325 Metcalf St** Phone: 360-855-0366 Brock D. Stiles, Judge  
**Sedro Woolley, WA 98284** Fax: 360-855-1526 Heidi Stendal, Clerk  
<http://www.ci.sedro-woolley.wa.us/MunicipalCourt/main.htm>

#### Demographics

Skagit County is located in northwest Washington and is bordered by Whatcom County to the north, Snohomish County to the south, and Okanogan and Chelan counties to the east. As of April 1, 2015, the county's population was estimated to be 120,620; the state's 11th most populous county. With a land area of roughly 1,731 square miles, the county is Washington's 14th most densely populated county with about 70 persons per square mile. Approximately 41% of residents live in unincorporated areas. The largest municipality in Skagit County is Mount Vernon with around 33,500 residents, followed by Anacortes (16,300), Sedro-Woolley (10,700), and Burlington (8,500). The total number of licensed drivers residing in the county is reported as 93,885.

Using American Community Survey data, the number of county residents at various income levels relative to poverty status is broken down in the table below:

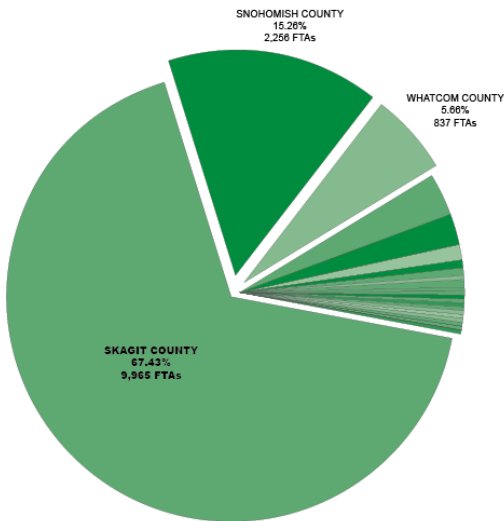
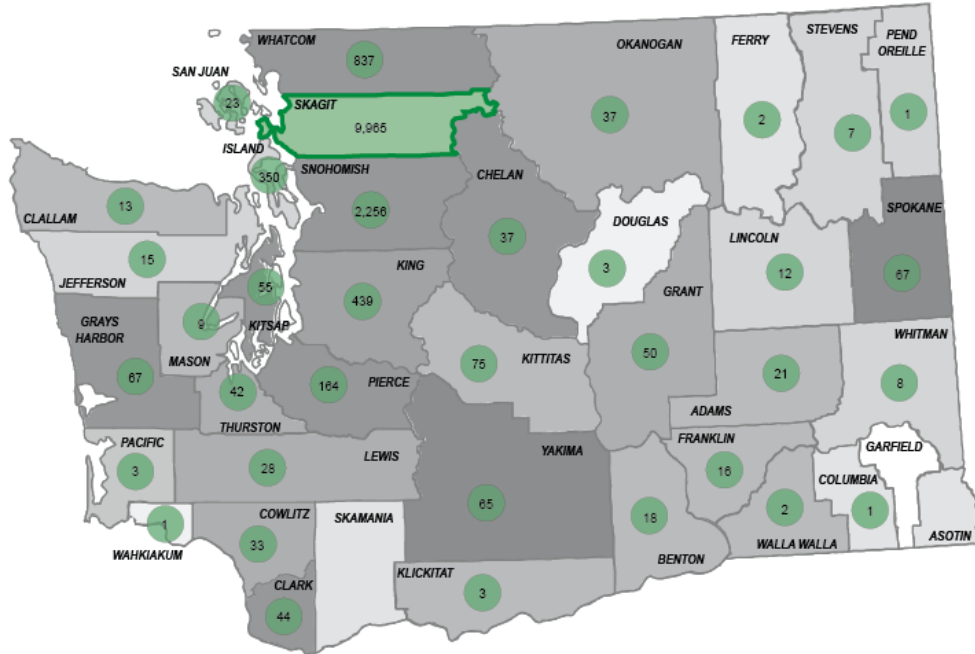
<b>Skagit County</b>			
% of Poverty Level	Population: (Total 119,343)	Percent of Population	Income
Below 125%	24,130	20.22%	\$15,103
125-200%	17,511	14.67%	\$24,164
200-300%	20,878	17.49%	\$36,246
300-400%	15,251	12.78%	\$48,328

#### Measures of Failure to Appear (FTA) "Diffuseness"

Using point-in-time snapshot data provided by the Department of Licensing (DOL) regarding all FTAs, the following map and pie chart were created to graphically represent the "diffuseness" of all FTAs across the state. In this context, "diffuseness" means the proportion of FTA suspensions originating from courts outside a person's county of residence. Put differently, the map shows the number of all FTAs belonging to individuals identified as residents of Skagit County and the county location of the courts that issued those FTAs. The map or pie chart do not, however, show the number of individuals subject to the FTAs.

## APPENDIX B

The table below was created using different point-in-time snapshot data from DOL focused on persons who only have FTA suspensions, and shows the proportion of persons with multiple FTA suspensions originating from different courts, and whether those courts are in the same or different counties.



Inter- and Intra-Jurisdictional FTA Suspensions for County Residents with Only FTA Suspensions			
Court Jurisdiction	County Jurisdiction		Total
	Different Counties	Same County	
Different Courts	621 23.1%	402 14.96%	1,023 38.06%
Same Court	0 0%	1,665 61.94%	1,665 61.94%
Total	621 23.1%	2,067 76.9%	2,688 100%

### Payment Plan / Collections

- Skagit County District Court specifies that infraction defendants who are unable to pay the penalty in full may send or deliver a written request for time pay to the court within the 15 day response time period. The court also specifies that defendants may ask the judge for time pay at the conclusion of a mitigation or contested hearing where a penalty is imposed. If time pay is granted, there is an additional \$10 fee added to the total amount due.
- Anacortes Municipal Court provides a link to a document that specifies that if a defendant requests a mitigation hearing, that the court may allow time payments. The court also provides a form for defendants seeking to set aside a judgment for failing to respond, appear, or pay.
- Burlington Municipal Court specifies that the judge or clerk will work out a time payment agreement for a \$10 charge for defendants who are unable to pay the entire penalty at the time of hearing.
- Mount Vernon Municipal Court does not appear to have any information available to the public online regarding payment plans.



## APPENDIX B

- Sedro-Woolley Municipal Court does not appear to have any information available online regarding how to obtain a payment plan, but does provide a form for defendants seeking to set aside a judgment for failing to respond, appear, or pay.
- Skagit County District Court and Mount Vernon Municipal Court contract with SB&C for collection services.
- Anacortes Municipal Court contracts with Debt Recovery Specialists for collection services.
- Burlington Municipal Court contracts with AllianceOne Receivables Management, Inc. for collection services.

### Local Relicensing Programs

Skagit County District Court, and Anacortes, Burlington, and Mount Vernon Municipal Courts have a “Fine Payment Relicensing Program.” If a defendant’s fines have *not* been turned over to a collection agency, the defendant may make a written request for a payment plan. If a defendant’s fines are at a collection agency, the defendant must try to make payments with the agency. The courts instruct defendants to make a written offer for a fixed monthly payment based upon the defendant’s income. The expected court contract payment ranges from \$70 for individuals with \$1,000 in monthly income to \$420 for individuals with \$2,800 in monthly income. Defendants seeking lower payments because of other debts or obligations can fill out a longer form and provide proof of such debts or obligations. If the collection agency refuses to accept the payment plan, the defendant can ask a judge to set up a payment plan. The courts specify that the judge will not set up a payment plan unless the defendant (1) has made a payment offer to the collection agency which was not accepted, and (2) provides the court with the collection agency’s written response. Once a defendant sets up a payment plan, he or she may become relicensed as long as payments are being made.

## APPENDIX B

### **Skamania County**

#### District Courts

- 116) 240 Vancouver Ave, Rm 35                      Phone: 509-427-3780                      Ronald H. Reynier, Jr, Judge  
 PO Box 790    Fax: 509-427-3777                      Karen S. Wyninger, Administrator  
 Stevenson, WA 98648-0790  
<http://www.skamaniacounty.org/district-court/>

#### Municipal Courts

- 117) **North Bonneville**  
 240 Vancouver Ave, Rm 35                      Phone: 509-427-3780                      Ronald H. Reynier, Jr, Judge  
 PO Box 790    Fax: 509-427-3777                      Karen S. Wyninger, Administrator  
 Stevenson, WA 98648-0790
- 118) **Stevenson**  
 240 Vancouver Ave, Rm 35                      Phone: 509-427-5970                      Karen S. Wyninger, Administrator  
 PO Box 790    Fax: 509-427-8202  
 Stevenson, WA 98648-0790  
<http://ci.stevenson.wa.us/government/court/>

#### **Demographics**

Skamania County is located in southwest Washington along the Columbia River, with Cowlitz and Clark counties to the west, Lewis County to the north, and Yakima and Klickitat counties to the east. As of April 1, 2015, the county’s population was estimated to be 11,430; the 34th most populous county in the state. With a land area of roughly 1,655 square miles, the county is Washington’s 35th most densely populated county with approximately 6.9 persons per square mile. Approximately 78% of residents live in unincorporated areas. The largest municipality in Skamania County is Stevenson with about 1,500 residents, followed by North Bonneville (1,000). The total number of licensed drivers residing in the county is reported as 8,332.

Using American Community Survey data, the number of county residents at various income levels relative to poverty status is broken down in the table below:

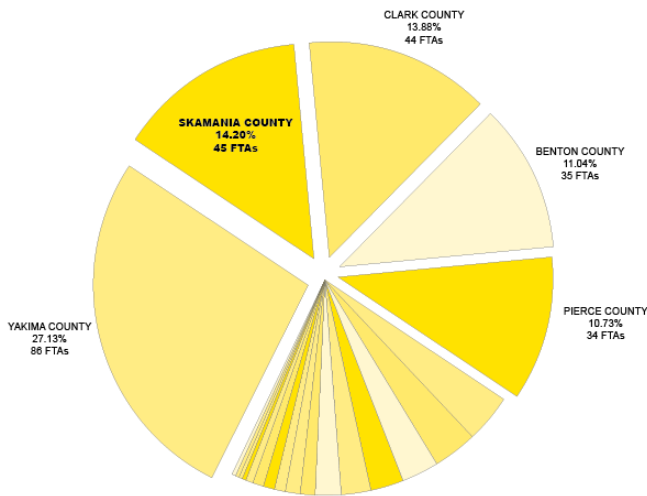
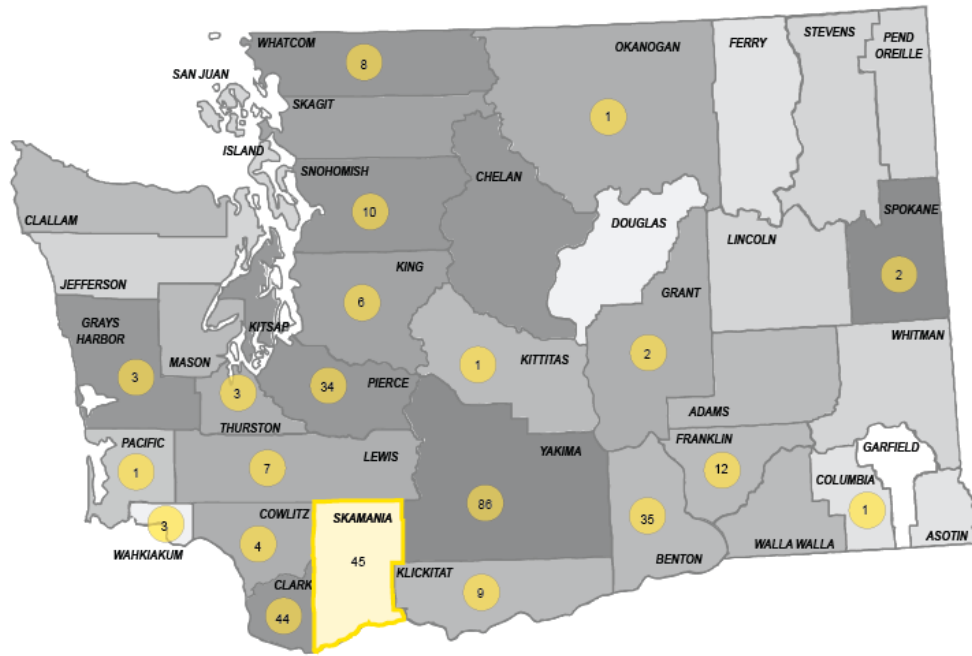
<b>Skamania County</b>			
% of Poverty Level	Population: (Total 11,243)	Percent of Population	Income
Below 125%	1,961	17.44%	\$15,103
125-200%	1,636	14.55%	\$24,164
200-300%	1,745	15.52%	\$36,246
300-400%	1,185	10.54%	\$48,328

#### **Measures of Failure to Appear (FTA) “Diffuseness”**

Using point-in-time snapshot data provided by the Department of Licensing (DOL) regarding all FTAs, the following map and pie chart were created to graphically represent the “diffuseness” of all FTAs across the state. In this context, “diffuseness” means the proportion of FTA suspensions originating from courts outside a person’s county of residence. Put differently, the map shows the number of all FTAs belonging to individuals identified as residents of Skamania County and the county location of the courts that issued those FTAs. The map or pie chart do not, however, show the number of individuals subject to the FTAs.

The table below was created using different point-in-time snapshot data from DOL focused on persons who only have FTA suspensions, and shows the proportion of persons with multiple FTA suspensions originating from different courts, and whether those courts are in the same or different counties.

## APPENDIX B



Inter- and Intra-Jurisdictional FTA Suspensions for County Residents with Only FTA Suspensions			
Court Jurisdiction	County Jurisdiction		Total
	Different Counties	Same County	
Different Courts	28 22.76%	10 8.13%	38 30.89%
Same Court	0 0%	85 69.11%	85 69.11%
Total	28 22.76%	95 77.24%	123 100%

### Payment Plan / Collections

- Skamania County District Court specifies that all financial obligations are payable in full upon resolution of a defendant’s case unless otherwise ordered by the court, but for defendants unable to pay the full amount when due, they may set up a time payment plan.
- North Bonneville Municipal Court does not appear to have any information available to the public online regarding payment plans.
- Stevenson Municipal Court does not appear to have any information available to the public online regarding payment plans.
- Skamania County District Court contracts with AllianceOne Receivables Management, Inc. for collection services.
- Stevenson Municipal Court contracts with Professional Credit Service for collection services.

### Local Relicensing Programs

From the information available to the public online, there does not appear to be any local relicensing program offered by Skamania County District Court, or North Bonneville and Stevenson municipal courts.

## APPENDIX B

### Snohomish County

#### District Courts

- 119) **Everett Division, SCDC**  
3000 Rockefeller Ave, MS 508 Phone: 425-388-3331 Tam T. Bui, Judge  
Everett, WA 98201-4046 Fax: 425-388-3565 Marianne Boggie, Division Supervisor  
<http://www.snohomishcountywa.gov/Directory.aspx?DID=75>
- 120) **Cascade Division, SCDC**  
415 E Burke Ave Phone: 360-435-7700 Kristen Olbrechts, Judge  
Arlington, WA 98223-1010 Fax: 360-435-7701 Michelle R. Wilson, Division Supervisor  
<http://www.snohomishcountywa.gov/Directory.aspx?DID=74>
- 121) **Evergreen Division, SCDC**  
14414 179th Ave SE Phone: 360-805-6776 Steve M. Clough, Judge  
Monroe, WA 98272-0625 Fax: 360-805-6755 Elizabeth Greely, Division Supervisor  
<http://www.snohomishcountywa.gov/Directory.aspx?DID=76>
- 122) **South Division, SCDC**  
20520 68th Ave W Phone: 425-774-8803 Douglas J. Fair, Judge  
Lynnwood, WA 98036-7406 Fax: 425-744-6820 Rachael Eagen, Division Supervisor  
<http://www.snohomishcountywa.gov/Directory.aspx?DID=77>

#### Municipal Courts

- 123) **Arlington Violations Bureau**  
238 N Olympic Phone: 360-435-5785 Kathy Peterson, Clerk  
Arlington, WA 98223-1339 Fax: 360-435-6055
- 124) **Brier Violations Bureau**  
2901 228th St SW Phone: 425-775-5452 Mickie Halverson, Clerk  
Brier, WA 98036-8399 Fax: 425-672-9025
- 125) **Darrington Violations Bureau**  
60 Emens Ave Phone: 360-436-1131 Lyla Boyd, Clerk  
PO Box 397  
Darrington, WA 98241-0397
- 126) **Edmonds**  
250 5th Ave N Phone: 425-771-0210 Linda Coburn, Judge  
Edmonds, WA 98020-3146 Fax: 425-771-0269 Sharon Whittaker, Administrator  
<http://www.edmondswa.gov/government/municipal-court.html>
- 127) **Everett**  
3028 Wetmore Ave Phone: 425-257-8778 Laura Van Slyck, Judge  
Everett, WA 98201-4018 Fax: 425-257-8678 Katie M. Traenkenschuh, Administrator  
<https://www.everettwa.gov/316/Municipal-Court>
- 128) **Gold Bar Violations Bureau**  
107 5th St Phone: 360-793-1101 Cheryl Crumpler, Clerk  
Gold Bar, WA 98251-9275 Fax: 360-793-2282
- 129) **Granite Falls Violations Bureau**  
206 S Granite Ave Phone: 360-691-6441 Gerry James, Clerk  
Granite Falls, WA 98252 Fax: 360-691-6734
- 130) **Lake Stevens Violations Bureau**  
1812 Main St Phone: 425-334-1012 Diana Bennett, Deputy Treasurer  
PO Box 257 Fax: 425-334-0835  
Lake Stevens, WA 98258-0257
- 131) **Lynnwood**  
19321 44th Ave W Phone: 425-670-5100 Stephen E. Moore, Judge  
Lynnwood, WA 98036-5664 Fax: 425-774-7039 Paulette Revoir, Court Administrator  
<http://www.ci.lynnwood.wa.us/Government/City-Departments/Municipal-Court.htm>

## APPENDIX B

- 132) **Marysville**  
 1015 State Ave Phone: 360-363-8050 Fred L. Gillings, Judge  
 Marysville, WA 98270-4240 Fax: 360-657-2960 Suzanne G. Elsner, Administrator  
<http://marysvillewa.gov/index.aspx?NID=144>
- 133) **Mill Creek Violations Bureau**  
 15728 Mill Creek Blvd Phone: 425-337-1115  
 Mill Creek, WA 98012-1227 Fax: 425-745-4680  
<http://www.cityofmillcreek.com/Index.aspx?NID=245>
- 134) **Monroe**  
 806 W Main St Phone: 360-863-4548 Mara J. Rozzano, Judge  
 Monroe, WA 98272 Fax: 360-863-4628 Pamela J. Haley, Administrator  
<http://www.monroewa.gov/index.aspx?nid=530>
- 135) **Mountlake Terrace Violations Bureau**  
 23204 58th Ave W Phone: 425-744-6211 Cindy Kriner, Clerk  
 PO Box 72 Fax: 425-778-6421  
 Mountlake Terrace, WA 98043-0072  
<http://marysvillewa.gov/index.aspx?NID=144>
- 136) **Mukilteo Violations Bureau**  
 10500 47th PL W Phone: 425-263-8100 Cindy Thomas, Supervisor  
 Mukilteo, WA 98275-4708
- 137) **Snohomish Violations Bureau**  
 230 Maple Phone: 360-568-0888 Linda Hardy, Records Manager  
 Snohomish, WA 98290-2524
- 138) **Stanwood Violations Bureau**  
 10220 270th St NW Phone: 360-629-2181 Sandy Horn, Clerk  
 Stanwood, WA 98292-8064 Fax: 360-629-3009
- 139) **Sultan Violations Bureau**  
 515 Main St Phone: 360-793-1051 Caroline Pepperell, Administrative Director  
 PO Box 1650  
 Sultan, WA 98294-1650
- 140) **Woodway Violations Bureau**  
 23920 113th Place W Phone: 206-542-4443 Janet Sweeting, Deputy Clerk  
 Woodway, WA 98020 Fax: 206-546-9453

### Demographics

Snohomish County is located between the Puget Sound to the west and the Cascade Range to the east, with Skagit County to the north and King County to the south. As of April 1, 2015, the county's population was estimated to be 757,600; the 3rd most populous county in the state. With a land area of roughly 2,087 square miles, it is Washington's 7th most densely populated county with about 362.9 persons per square mile. Approximately 43% of residents live in unincorporated areas. The largest municipality in Snohomish County is Everett with about 105,800 residents, followed by Marysville (64,100), Edmonds (40,500), and Lynnwood (36,400). The total number of licensed drivers residing in the county is reported as 531,009.

Using American Community Survey data, the number of county residents at various income levels relative to poverty status is broken down in the table below:

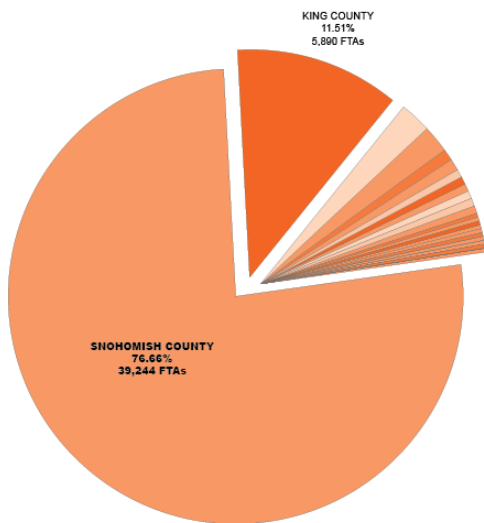
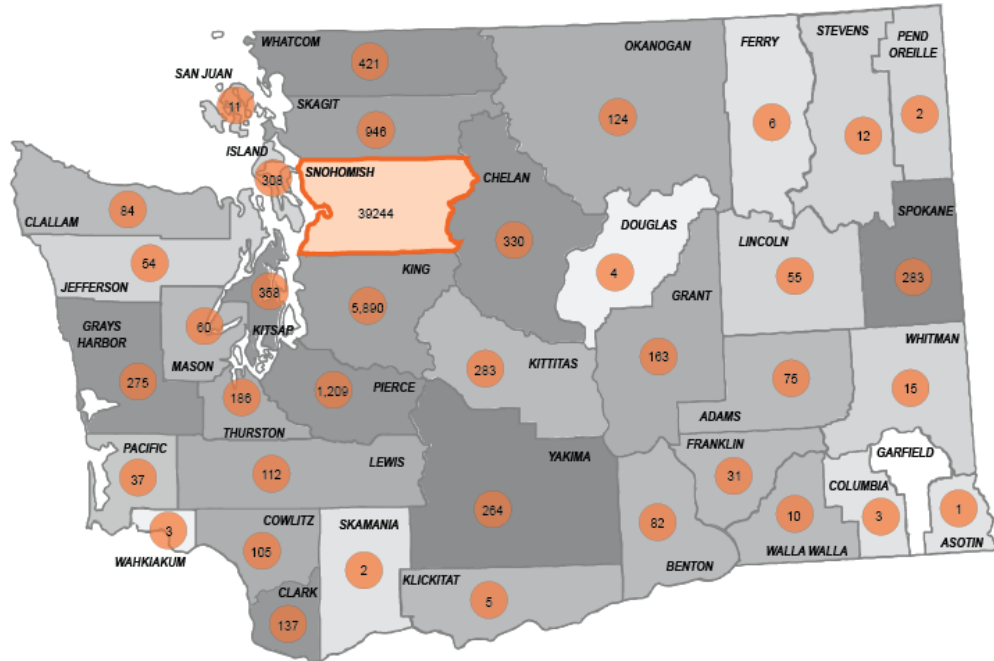
Snohomish County			
% of Poverty Level	Population: (Total 746,653)	Percent of Population	Income
Below 125%	95,087	12.74%	\$15,103
125-200%	79,888	10.70%	\$24,164
200-300%	114,868	15.38%	\$36,246
300-400%	112,949	15.13%	\$48,328

## APPENDIX B

### Measures of Failure to Appear (FTA) “Diffuseness”

Using point-in-time snapshot data provided by the Department of Licensing (DOL) regarding all FTAs, the following map and pie chart were created to graphically represent the “diffuseness” of all FTAs across the state. In this context, “diffuseness” means the proportion of FTA suspensions originating from courts outside a person’s county of residence. Put differently, the map shows the number of all FTAs belonging to individuals identified as residents of Snohomish County and the county location of the courts that issued those FTAs. The map or pie chart do not, however, show the number of individuals subject to the FTAs.

The table below was created using different point-in-time snapshot data from DOL focused on persons who only have FTA suspensions, and shows the proportion of persons with multiple FTA suspensions originating from different courts, and whether those courts are in the same or different counties.



Inter- and Intra-Jurisdictional FTA Suspensions for County Residents with Only FTA Suspensions			
Court Jurisdiction	County Jurisdiction		Total
	Different Counties	Same County	
Different Courts	2,033 18.05%	2,242 19.91%	4,275 37.96%
Same Court	0 0%	6,986 62.04%	6,986 62.04%
<b>Total</b>	<b>2,033</b> <b>18.05%</b>	<b>9,228</b> <b>81.95%</b>	<b>11,261</b> <b>100%</b>

## APPENDIX B

### Payment Plan / Collections

- Snohomish County District Court specifies that if defendants cannot pay fines within 30 days, they should pursue a payment plan through Signal Credit Management Services, which assesses a \$15 account set-up fee and charges a minimum monthly payment based on the amount of the obligation.
- Edmonds Municipal Court specifies that the court will assess an administrative fee of \$10 for each infraction placed on a time payment agreement, and provides a link to a time payment application form. The form specifies that all payments must be made within 30 days and that the minimum monthly payment is \$50.
- Everett Municipal Court specifies that defendants who need time to pay should fill out the form attached to the ticket and return it to the court within 15 days. The court further specifies that defendants who need time to pay may be given up to 60 days to pay in full. Those needing additional time can make time payment arrangements with Signal Credit Management Services, which charges a \$15 set-up fee and monthly monitoring charges. The minimum payment is the greater of \$25 or 10% of the account balance.
- Lynnwood Municipal Court specifies that payment is due in full the day fines and fees are assessed, but that defendants needing time to pay a \$10 time pay fee to have up to 120 days to pay in full. If additional time is needed beyond 120 days, a payment plan may be set up with Signal Credit Management Services.
- Marysville Municipal Court does not appear to have any information available to the public online regarding payment plans.
- Mill Creek Violations Bureau does not appear to have any information available to the public online regarding payment plans.
- Monroe Municipal Court does not appear to have any information available to the public online regarding payment plans.
- Snohomish County District Courts, and Edmonds, Everett, Lynnwood, and Marysville municipal courts contract with AllianceOne Receivables Management, Inc. for collection services.

### Local Relicensing Programs

Everett offers a voluntary “Relicensing Assistance Program” for defendants that have a suspended driver’s license and have been cited for the infraction “No Valid License with Identification.” Individuals eligible to participate in the Relicensing Assistance Program need to file a mitigation hearing with the court and contact the office. The program appears to be operated in conjunction with Friendship Diversion. See <https://everettwa.gov/640/Relicensing-Assistance-Program> for more information.

In 2008, using a grant from the Washington State Traffic Safety Commission, the Snohomish County Prosecuting Attorney’s Office launched a diversion program that offered some offenders an opportunity to get their license reinstated by giving them time to pay court fines instead of racking up a misdemeanor charge and more fines. However, the Snohomish County Prosecutor’s Office does not appear to have any information available to the public online regarding the program if it is still in operation. Instead, the Prosecutor’s Office specifies that getting a driver’s license back after a suspension is not handled by the office, and it refers individuals to the Department of Licensing.

## APPENDIX B

### **Spokane County**

#### District Courts

- 141) **Public Safety Bldg, Fl 1** Phone: 509-477-4770 Patricia Connolly Walker, Judge  
 1100 W Mallon Ave Fax: 509-477-6445 John C. Witter, Administrator  
 Spokane, WA 99260-0150  
<http://www.spokanecounty.org/2779/Traffic-TicketInfraction-Cases>

#### Municipal Courts

- 142) **Airway Heights** Phone: 509-244-2773 Jennifer Fassbender, Judge  
 Community Center Fax: 509-244-1852 Bree Breza, Administrator  
 13120 W 13th Ave, 2nd Fl  
 1208 S Lundstrom  
 Airway Heights, WA 99001  
<http://www.cawh.org/departments/municipal-court>
- 143) **Cheney** Phone: 509-498-9231 Gregory J. Tripp, Judge  
 611 2nd St Fax: 509-498-9332 Terri K. Cooper, Administrator  
 Cheney, WA 99004-1697  
<http://www.cityofcheney.org/index.php?section=judicial>
- 144) **Spokane** Phone: 509-625-4400 Mary C Logan, Judge  
 1100 W Mallon Ave Fax: 509-625-4442 Howard F. Delaney, Administrator  
 Spokane, WA 99260  
<http://spokanemunicipalcourt.org/>  
*Deer Park: See Spokane District Court; Medical Lake: See Cheney Municipal Court*

#### **Demographics**

Spokane County is located in eastern Washington next to the Idaho border, with Pend Oreille and Stevens counties to the north, Lincoln County to the west, and Whitman County to the south. As of April 1, 2015, Spokane County’s population was estimated to be 488,310; the 4th most populous county in the state. With a land area of about 1,764 square miles, Spokane County is Washington’s 8th most densely populated county with almost 276.9 persons per square mile. Approximately 29% of residents live in unincorporated areas. The largest city in Spokane County is Spokane with over 213,100 residents followed by the cities of Spokane Valley (93,300), Cheney (11,400), and Liberty Lake (9,000). The total number of licensed drivers residing in Spokane County is reported as 348,547.

Using American Community Survey data, the number of Spokane County residents at various income levels relative to poverty status is broken down in the table below:

<b>Spokane County</b>			
% of Poverty Level	Population: (Total 480,832)	Percent of Population	Income
Below 125%	98,644	20.52%	\$15,103
125-200%	67,585	14.06%	\$24,164
200-300%	83,287	17.32%	\$36,246
300-400%	68,790	14.31%	\$48,328

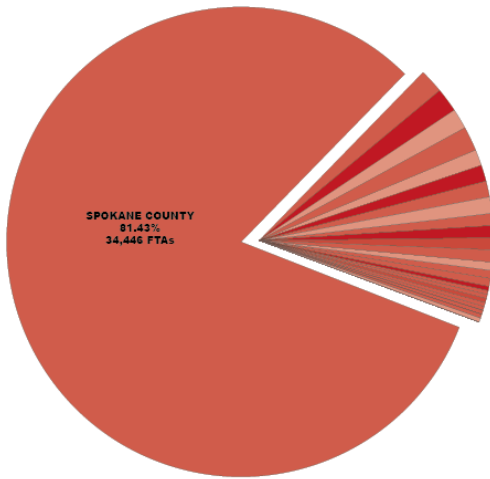
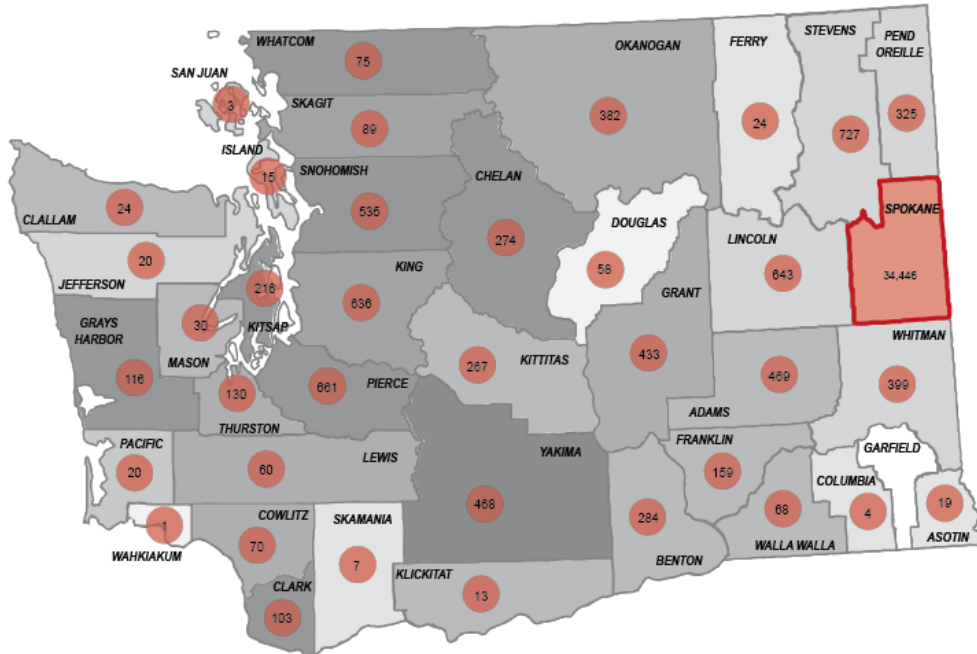
#### **Measures of Failure to Appear (FTA) “Diffuseness”**

Using point-in-time snapshot data provided by the Department of Licensing (DOL) regarding all FTAs, the following map and pie chart were created to graphically represent the “diffuseness” of all FTAs across the state. In this context, “diffuseness” means the proportion of FTA suspensions originating from courts outside a person’s county of residence. Put differently, the map shows the number of all FTAs belonging to individuals identified as residents of Spokane County and the county location of the courts that issued those FTAs. The map or pie chart do not, however, show the number of individuals subject to the FTAs.



## APPENDIX B

The table below was created using different point-in-time snapshot data from DOL focused on persons who only have FTA suspensions, and shows the proportion of persons with multiple FTA suspensions originating from different courts, and whether those courts are in the same or different counties.



Inter- and Intra-Jurisdictional FTA Suspensions for County Residents with Only FTA Suspensions			
Court Jurisdiction	County Jurisdiction		Total
	Different Counties	Same County	
Different Courts	1,326	1,986	3,312
	13.48%	20.19%	33.67%
Same Court	0	6,526	6,526
	0%	66.33%	66.33%
Total	1,326	8,512	9,838
	13.48%	86.52%	100%

### Online Information on Payment Plan / Collections

- Spokane County District Court specifies that monthly time payments are managed for the court by PAR Acceptance and that the monthly payment amount is a function of the amount owed pursuant to a schedule setup by the court, but that PAR has the authority to adjust payment amounts after financial review of ability to pay.
- Airway Heights Municipal Court has payment plan application forms available online and mentions that time payment accounts can be assigned to Pay Assist, which sets payments as a function of the amount owed, and directs individuals to contact the court to arrange a payment plan.
- Cheney Municipal Court mentions that PAR Acceptance manages time pay agreements and directs individuals to contact the court for payment arrangement information. Cheney Municipal Court specifies that payment plans may be managed by PAR Acceptance, and that payment plans for misdemeanor tickets are established by the judge at the time of sentencing and that individuals may request a payment plan for an infraction ticket by request either in person, by mail, or at a hearing.
- Spokane Municipal Court specifies that defendants that payment plans for misdemeanor tickets are established by the judge at the time of sentencing, and that defendants can request a payment plan at a contested or mitigation infraction hearing.

## APPENDIX B

- Spokane County, Cheney, and Spokane contract with Valley Empire Collections for collection services.
- Airway Heights contracts with Armada Corp. for collection services.

### Local Relicensing Programs

The Spokane City Prosecutor administers a relicensing program. The Relicensing Program is for people whose driving privileges are currently suspended third degree for failing to pay traffic fines in the City of Spokane, County of Spokane, Pend Oreille County, Medical Lake, Airway Heights, and Cheney. According to the program, it provides opportunities for participants to develop a personalized plan to become a licensed and insured driver, to waive collection fees to help with the reinstatement of driving privileges, to combine all traffic offense fine payments from participating jurisdictions into a manageable monthly amount, and to have all participating jurisdictions release the holds on a participant's driving privileges based upon successful progress in completing the program.

To be eligible for the program, prospective participants must meet the following criteria:

- Have resolved all outstanding warrants, alcohol holds, out of jurisdiction holds, child support holds and financial responsibility holds;
- Have suspension of driving privileges in the third degree based upon unpaid fines, whether actually imposed by the court or which resulted from failure to respond or appear.
- Have all fines causing the suspension to be in the City and County of Spokane, or one of the other participating jurisdictions;
- Not have been convicted of a "sex offense", "serious violent offense," or a "most serious offense" as defined in the Revised Code of Washington; and
- Not have a criminal history demonstrating a pattern of felony, assault, drug and/or weapons charges.

Prospective participants are asked to come in person to Relicensing Program office and complete a financial sheet as part of the application process. If a person is subsequently determined to be eligible to participate, he or she pays a \$100 non-refundable administrative fee. Monthly payment amounts are determined by income level. Provided that participants fulfill their obligations under the reinstatement plan, the program assists them in restoring driving privileges.

## APPENDIX B

### Stevens County

#### District Courts

145) 215 S Oak St, Rm 213 Phone: 509-684-5249 Gina A. Tveit, Judge  
Colville, WA 99114-2862 Fax: 509-684-7571 Nadine Borders, Administrator  
<http://www.co.stevens.wa.us/distcourt/index.htm>

#### Municipal Courts

*Chewelah, Colville, Kettle Falls, Springdale:* See Stevens County District Court

#### Demographics

Stevens County is located in the northeast corner of Washington along the Canadian border, with Ferry County to the west, Pend Oreille County to the east, and Lincoln and Spokane counties to the south. As of April 1, 2015, the county's population was estimated to be 44,030; the 23rd most populous county in the state. With a land area of roughly 2,478 square miles, the county is Washington's 28th most densely populated county with approximately 17.8 persons per square mile. Approximately 78% of residents live in unincorporated areas. The largest municipality in Stevens County is Colville with about 4,700 residents, followed by Chewelah (2,700), Kettle Falls (1,600), and Northport (300). The total number of licensed drivers residing in the county is reported as 31,228.

Using American Community Survey data, the number of county residents at various income levels relative to poverty status is broken down in the table below:

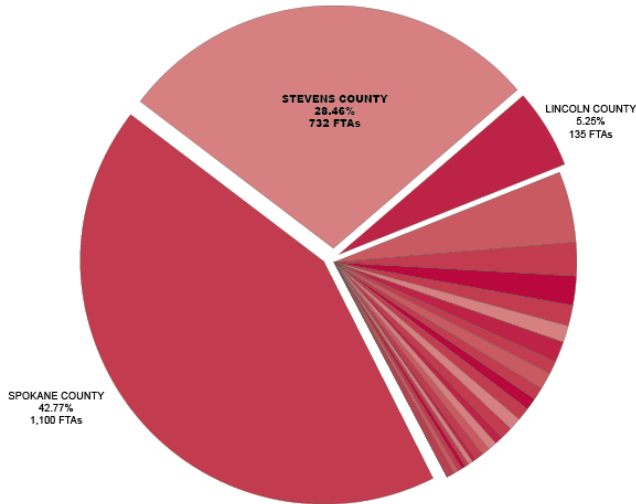
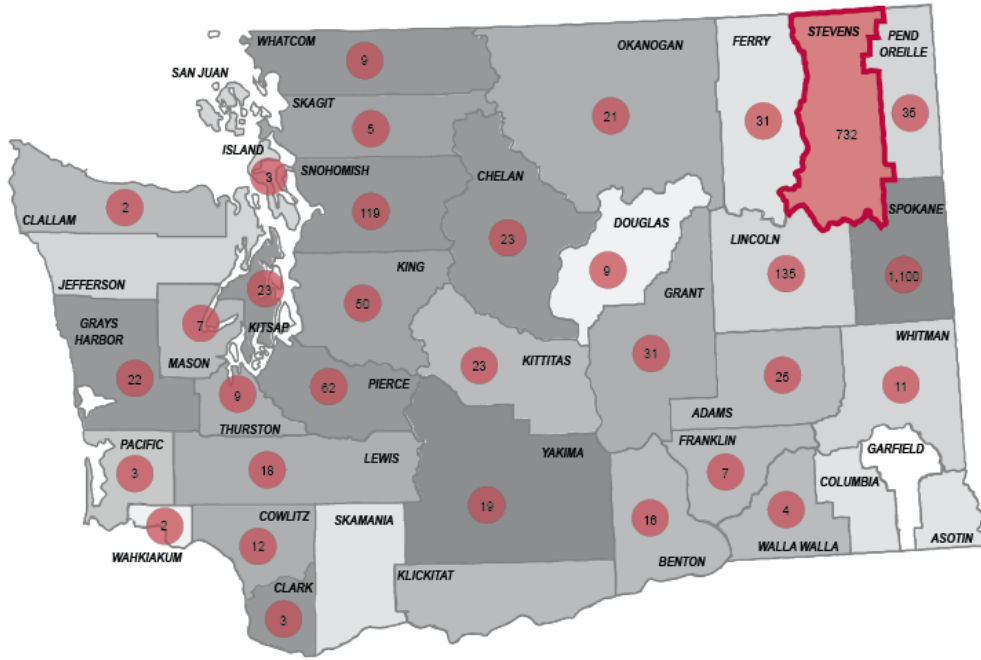
Stevens County			
% of Poverty Level	Population: (Total 43,548)	Percent of Population	Income
Below 125%	10,017	23.00%	\$15,103
125-200%	7,576	17.40%	\$24,164
200-300%	7,974	18.31%	\$36,246
300-400%	6,687	15.36%	\$48,328

#### Measures of Failure to Appear (FTA) "Diffuseness"

Using point-in-time snapshot data provided by the Department of Licensing (DOL) regarding all FTAs, the following map and pie chart were created to graphically represent the "diffuseness" of all FTAs across the state. In this context, "diffuseness" means the proportion of FTA suspensions originating from courts outside a person's county of residence. Put differently, the map shows the number of all FTAs belonging to individuals identified as residents of Stevens County and the county location of the courts that issued those FTAs. The map or pie chart do not, however, show the number of individuals subject to the FTAs.

The table below was created using different point-in-time snapshot data from DOL focused on persons who only have FTA suspensions, and shows the proportion of persons with multiple FTA suspensions originating from different courts, and whether those courts are in the same or different counties.

## APPENDIX B



Inter- and Intra-Jurisdictional FTA Suspensions for County Residents with Only FTA Suspensions			
Court Jurisdiction	County Jurisdiction		Total
	Different Counties	Same County	
Different Courts	166 23.85%	37 5.32%	203 29.17%
Same Court	0 0%	493 70.83%	493 70.83%
<b>Total</b>	<b>166</b> <b>23.85%</b>	<b>530</b> <b>76.15%</b>	<b>696</b> <b>100%</b>

### Payment Plan / Collections

- Stevens County District Court specifies that defendants who cannot pay their entire penalty at the time of the hearing can work out a time payment agreement with the judge or clerk, which can cost from \$10-\$25 to establish.
- Stevens County District Court contracts with Armada Corp. for collection services.

### Local Relicensing Programs

From the information available to the public online, it does not appear that there is a local relicensing program operating in Stevens County.

## APPENDIX B

### Thurston County

#### District Courts

- 146) **2000 Lakeridge Dr SW, Bldg 3** Phone: 360-786-5450 Brett Buckley, Judge  
**Olympia, WA 98502-6001** Fax: 360-754-3359 Jennifer C. Creighton, Administrator  
<http://www.co.thurston.wa.us/distcrt/>

#### Municipal Courts

- 147) **Lacey Violations Bureau**  
**420 College St SE** Phone: 360-491-3211 Stephanie Tonellato, Administrator  
**Lacey, WA 98503-1238** Fax: 360-438-2669
- 148) **Olympia**  
**900 Plum St. SE** Phone: 360-753-8312 Scott K. Ahlf, Judge  
**PO Box 1967** Fax: 360-753-8775 Maryam Olson, Administrator  
**Olympia, WA 98507-1967**  
<http://olympiawa.gov/city-government/municipal-court.aspx>
- 149) **Tenino**  
**149 Hodgden St S** Phone: 360-264-4157 Thomas L. Meyer, Judge  
**PO Box 4019** Fax: 360-264-5772 Veronica Barnes, Clerk  
**Tenino, WA 98589-4019**  
[http://www.ci.tenino.wa.us/Municipal\\_Court](http://www.ci.tenino.wa.us/Municipal_Court)
- 150) **Tumwater Violations Bureau**  
**555 Israel Rd SW** Phone: 360-754-4190 Cory Hofland, Administrator  
**Tumwater, WA 98501-6515** Fax: 360-754-4138  
<http://www.ci.tumwater.wa.us/departments/court/infractions-tickets>
- 151) **Yelm**  
**206 McKenzie Ave SE** Phone: 360-458-3242 Thomas L. Meyer, Judge  
**Yelm, WA 98597-8831** Fax: 360-458-3566 Sonia S. Ramirez, Administrator  
[http://www.ci.yelm.wa.us/municipal\\_court/](http://www.ci.yelm.wa.us/municipal_court/)  
*Bucoda:* See Tenino Municipal Court; *Lacey, Rainier:* See Thurston County District Court

#### Demographics

Thurston County is located in western Washington on the southern end of Puget Sound and is bordered by Grays Harbor, Mason, Pierce, and Lewis counties. As of April 1, 2015, the county's population was estimated to be 267,410; the 6th most populous county in the state. With a land area of roughly 722 square miles, the county is Washington's 6th most densely populated county with approximately 370.4 persons per square mile. Approximately 52% of residents live in unincorporated areas. The largest municipality in Thurston County is Olympia with about 51,000 residents, followed by Lacey (46,000), Tumwater (19,100), and Yelm (8,200). The total number of licensed drivers residing in the county is reported as 198,948.

Using American Community Survey data, the number of county residents at various income levels relative to poverty status is broken down in the table below:

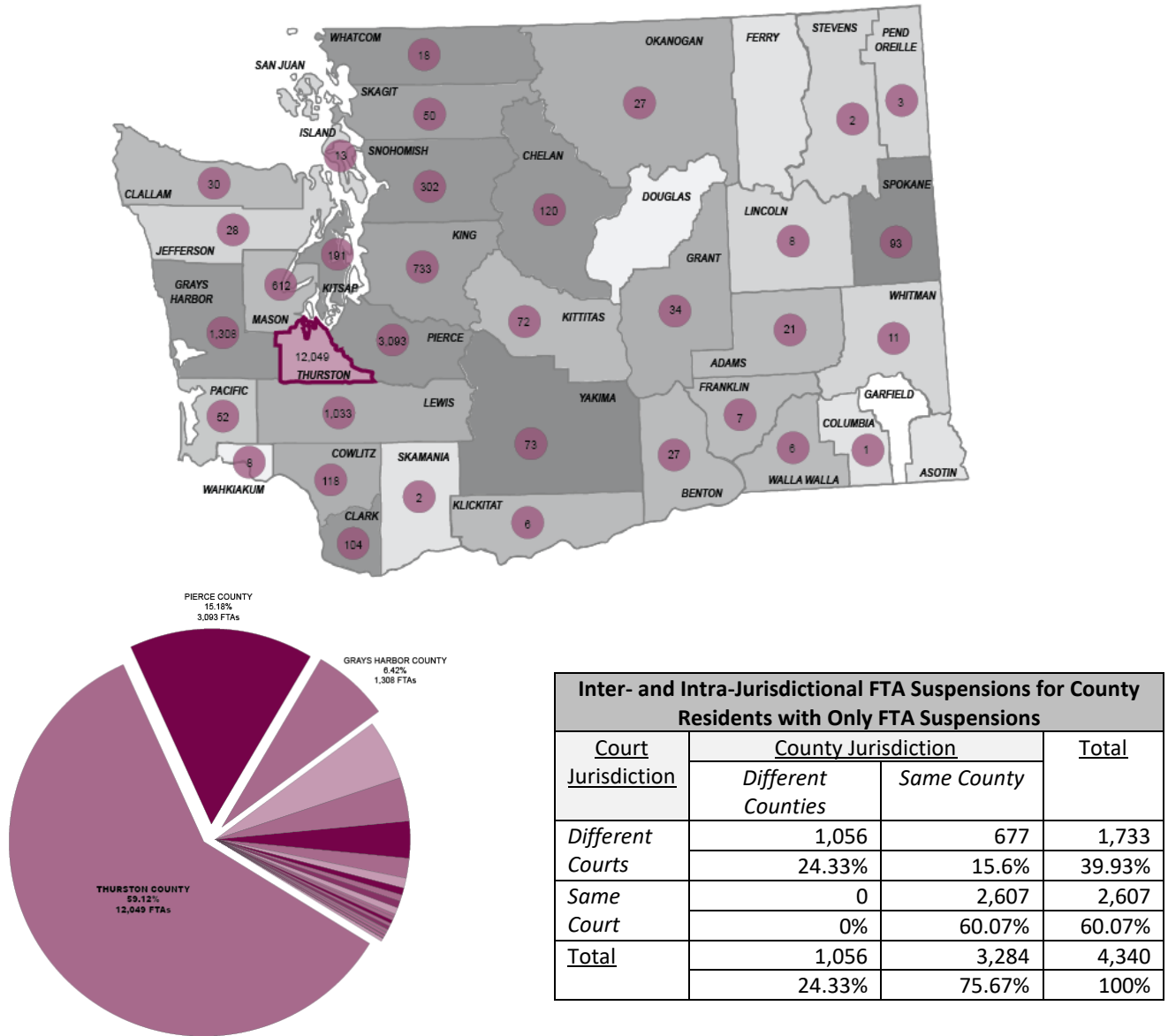
Thurston County			
% of Poverty Level	Population: (Total 262,723)	Percent of Population	Income
Below 125%	41,917	15.95%	\$15,103
125-200%	29,385	11.18%	\$24,164
200-300%	41,925	15.96%	\$36,246
300-400%	41,172	15.67%	\$48,328

## APPENDIX B

### Measures of Failure to Appear (FTA) “Diffuseness”

Using point-in-time snapshot data provided by the Department of Licensing (DOL) regarding all FTAs, the following map and pie chart were created to graphically represent the “diffuseness” of all FTAs across the state. In this context, “diffuseness” means the proportion of FTA suspensions originating from courts outside a person’s county of residence. Put differently, the map shows the number of all FTAs belonging to individuals identified as residents of Thurston County and the county location of the courts that issued those FTAs. The map or pie chart do not, however, show the number of individuals subject to the FTAs.

The table below was created using different point-in-time snapshot data from DOL focused on persons who only have FTA suspensions, and shows the proportion of persons with multiple FTA suspensions originating from different courts, and whether those courts are in the same or different counties.



Inter- and Intra-Jurisdictional FTA Suspensions for County Residents with Only FTA Suspensions			
Court Jurisdiction	County Jurisdiction		Total
	Different Counties	Same County	
Different Courts	1,056	677	1,733
	24.33%	15.6%	39.93%
Same Court	0	2,607	2,607
	0%	60.07%	60.07%
Total	1,056	3,284	4,340
	24.33%	75.67%	100%

### Payment Plan / Collections

- Thurston County District Court specifies that defendants are expected to pay any penalty of \$110 or less in full following a hearing. For defendants who cannot pay fines of greater amounts in full within 30 days after imposition need to make payment

## **APPENDIX B**

arrangements through Court Account Management, which specifies that the amount a defendant has to pay to establish a payment plan is based on the amount owed and includes a \$6.00 monthly service fee.

- Olympia Municipal Court does not appear to have any information available to the public online regarding payment plans.
- Yelm Municipal Court specifies that defendants may make payment arrangements with the court within 30 days or with the collection agency if it has been referred.
  
- Thurston County District Court and Lacey Violations Bureau contract with Grimm Collections for collection services.
- Olympia Municipal Court and Tenino Municipal Court contract with AllianceOne Receivables Management, Inc. for collection services.
- Yelm Municipal Court contracts with AllianceOne Receivables Management, Inc. and Dynamic Collectors, Inc. for collection services.

### **Local Relicensing Programs**

From the information available to the public online, there does not appear to be a local relicensing program in Thurston County.

## APPENDIX B

### **Wahkiakum County**

District Courts

152) 64 Main St Phone: 360-795-3461 William J. Faubion, Judge  
 PO Box 144 Fax: 360-795-6506 Diana Plampin, Administrator  
 Cathlamet, WA 98612-0144  
<http://www.co.wahkiakum.wa.us/depts/districtcourt/index.htm>

Municipal Courts

153) **Cathlamet**  
 102 Main St, Ste 203 Phone: 360-795-3203 Dennis P. Maher, Judge  
 PO Box 68 Fax: 360-795-8500 Kerrie McNally, Clerk  
 Cathlamet, WA 98612-0068

**Demographics**

Wahkiakum County is located in southwestern Washington, bordered by Pacific, Lewis, and Cowlitz counties. As of April 1, 2015, the county’s population was estimated to be 3,980; the 38st most populous county in the state. With a land area of roughly 263 square miles, the county is Washington’s 30th most densely populated county with approximately 15.1 persons per square mile. Approximately 88% of residents live in unincorporated areas. The largest municipality in Wahkiakum County is Cathlamet with about 500 residents. The total number of licensed drivers residing in the county is reported as 3,027.

Using American Community Survey data, the number of county residents at various income levels relative to poverty status is broken down in the table below:

<b>Wahkiakum County</b>			
% of Poverty Level	Population: (Total 4,035)	Percent of Population	Income
Below 125%	927	22.97%	\$15,103
125-200%	477	11.82%	\$24,164
200-300%	594	14.72%	\$36,246
300-400%	703	17.42%	\$48,328

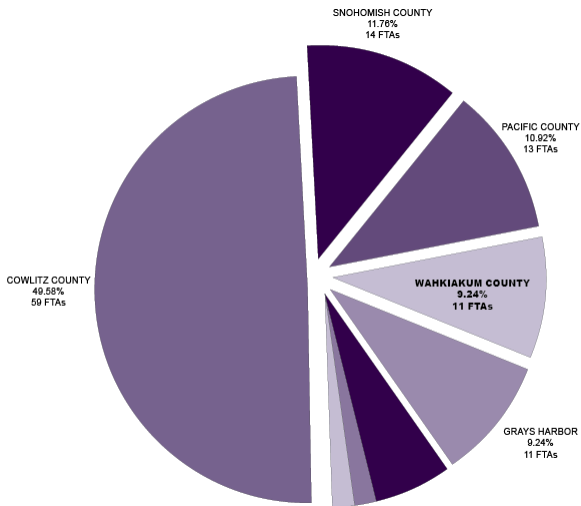
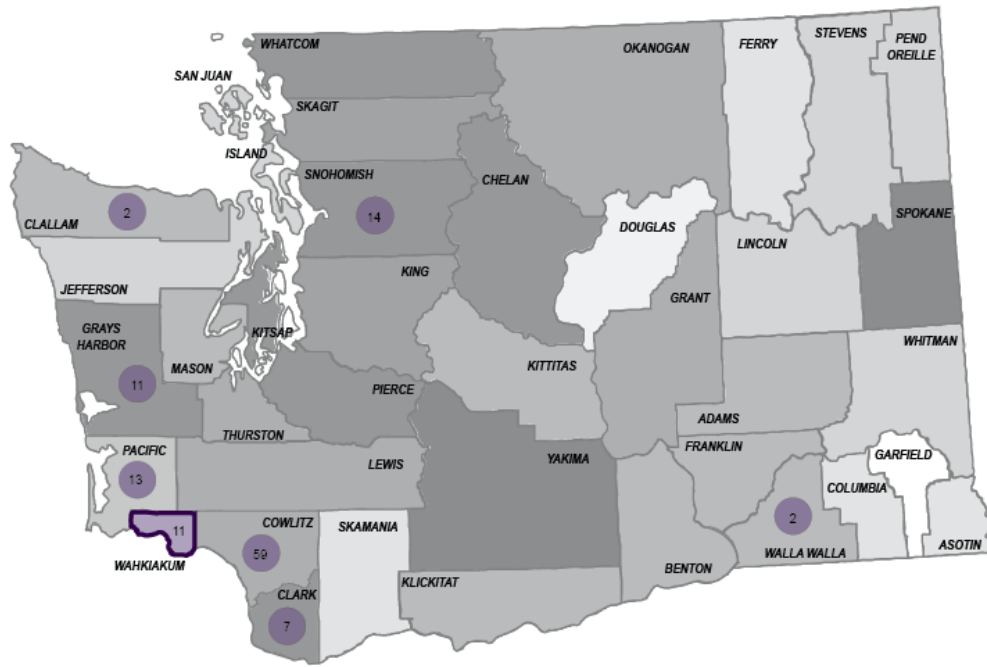
**Measures of Failure to Appear (FTA) “Diffuseness”**

Using point-in-time snapshot data provided by the Department of Licensing (DOL) regarding all FTAs, the following map and pie chart were created to graphically represent the “diffuseness” of all FTAs across the state. In this context, “diffuseness” means the proportion of FTA suspensions originating from courts outside a person’s county of residence. Put differently, the map shows the number of all FTAs belonging to individuals identified as residents of Wahkiakum County and the county location of the courts that issued those FTAs. The map or pie chart do not, however, show the number of individuals subject to the FTAs.

The table below was created using different point-in-time snapshot data from DOL focused on persons who only have FTA suspensions, and shows the proportion of persons with multiple FTA suspensions originating from different courts, and whether those courts are in the same or different counties.



## APPENDIX B



Inter- and Intra-Jurisdictional FTA Suspensions for County Residents with Only FTA Suspensions			
Court Jurisdiction	County Jurisdiction		Total
	Different Counties	Same County	
Different Courts	8	0	8
	28.57%	0%	28.57%
Same Court	0	20	20
	0%	71.43%	71.43%
Total	8	20	28
	28.57%	71.43%	100%

### Payment Plan / Collections

- Wahkiakum County District Court does not appear to have any information available to the public online regarding payment plans.
- Cathlamet Municipal Court does not appear to have any information available to the public online regarding payment plans.
- Wahkiakum County District Court contracts with Dynamic Collectors for collection services.

### Local Relicensing Programs

Wahkiakum County District Court and Cathlamet Municipal Court do not appear to offer local relicensing programs.

## APPENDIX B

### Walla Walla County

#### District Courts

154) 317 W Rose St Phone: 509-524-2760 Kristian E. Hedine, Judge  
Walla Walla, WA 99362-1881 Fax: 509-524-2775 Clara Grant, Administrator  
<http://www.co.walla-walla.wa.us/Departments/DCO/index.shtml>

#### Municipal Courts

*Burbank, College Place, Prescott, Waitsburg, Walla Walla:* See Walla Walla County District Court

#### Demographics

Walla Walla County is located in southeastern Washington, bordered by Columbia County to the east, Franklin County to the northwest, and Benton County to the west. As of April 1, 2015, the county's population was estimated to be 60,650; the 21st most populous county in the state. With a land area of roughly 1,270 square miles, the county is Washington's 17th most densely populated county with approximately 47.8 persons per square mile. Approximately 27% of residents live in unincorporated areas. The largest municipality in Walla Walla County is Walla Walla with about 33,400 residents, followed by College Place (9,100), Waitsburg (1,200), and Prescott (300). The total number of licensed drivers residing in the county is reported as 43,984.

Using American Community Survey data, the number of county residents at various income levels relative to poverty status is broken down in the table below:

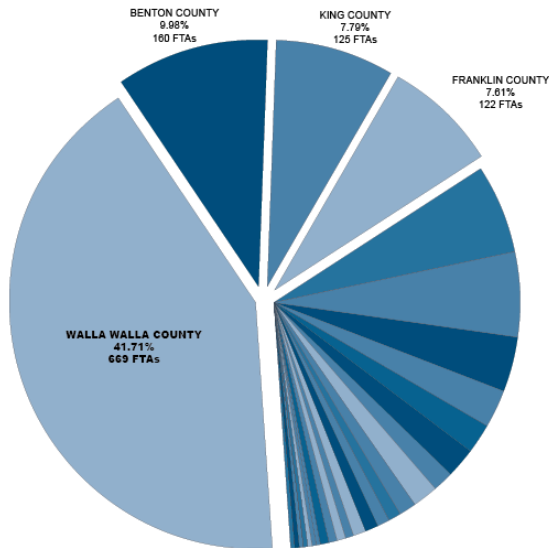
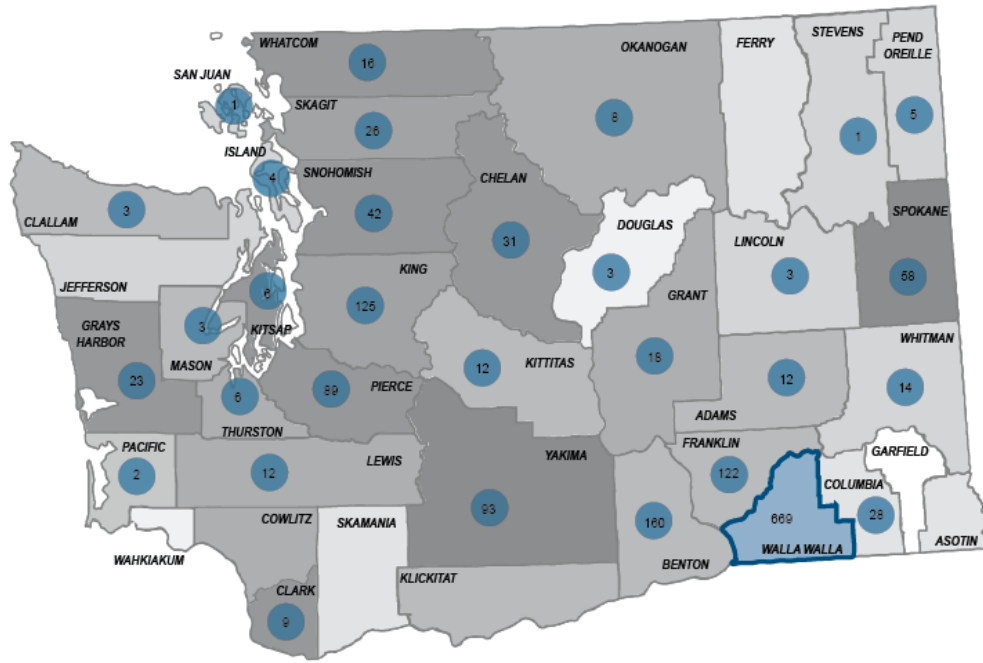
Walla Walla County			
% of Poverty Level	Population: (Total 59,726)	Percent of Population	Income
Below 125%	12,129	20.31%	\$15,103
125-200%	8,121	13.60%	\$24,164
200-300%	9,507	15.92%	\$36,246
300-400%	7,769	13.01%	\$48,328

#### Measures of Failure to Appear (FTA) "Diffuseness"

Using point-in-time snapshot data provided by the Department of Licensing (DOL) regarding all FTAs, the following map and pie chart were created to graphically represent the "diffuseness" of all FTAs across the state. In this context, "diffuseness" means the proportion of FTA suspensions originating from courts outside a person's county of residence. Put differently, the map shows the number of all FTAs belonging to individuals identified as residents of Walla Walla County and the county location of the courts that issued those FTAs. The map or pie chart do not, however, show the number of individuals subject to the FTAs.

The table below was created using different point-in-time snapshot data from DOL focused on persons who only have FTA suspensions, and shows the proportion of persons with multiple FTA suspensions originating from different courts, and whether those courts are in the same or different counties.

## APPENDIX B



Inter- and Intra-Jurisdictional FTA Suspensions for County Residents with Only FTA Suspensions			
Court Jurisdiction	County Jurisdiction		Total
	Different Counties	Same County	
Different Courts	158	17	175
	18.48%	1.99%	20.47%
Same Court	0	680	680
	0%	79.53%	79.53%
<b>Total</b>	158	697	855
	18.48%	81.52%	100%

### Payment Plan / Collections

- Walla Walla County District Court specifies that defendants can contact the clerk within the 15-day response period to request up to 30 days to pay the citation in full. The court also states that defendants can contact Court Payment Management Services, Inc. before the deadline to set up payment arrangements, which charges a one-time set-up fee of \$15 and a monthly monitoring fee.
- Walla Walla County District Court contracts with Dynamic Collectors, Inc. for collection services.

### Local Relicensing Programs

From the information available to the public online, there does not appear to be a local relicensing program in operation in Walla Walla County.

## APPENDIX B

### Whatcom County

#### District Courts

- 155) 311 Grand Ave, Ste 401 Phone: 360-778-5400 Matthew S. Elich, Judge  
 Bellingham, WA 98225-4046 Fax: 360-778-5401 Bruce Van Glubt, Administrator  
<http://www.co.whatcom.wa.us/districtcourt/>

#### Municipal Courts

- 156) **Bellingham**  
 2014 C St Phone: 360-778-8150 Debra A. Lev, Judge  
 Bellingham, WA 98225-4019 Fax: 360-778-8151 Darlene L. Peterson, Court Administrator  
<http://www.cob.org/court/index.htm>
- 157) **Blaine**  
 435 Martin St., Ste. 4000 Phone: 360-332-8310 Michael B. Bobbink, Judge  
 Blaine, WA 98230-4107 Fax: 360-543-9835 Raylene King, Court Administrator  
<http://www.ci.blaine.wa.us/index.aspx?nid=166>
- 158) **Everson-Nooksack**  
 111 W Main St Phone: 360-966-3411 Michael B. Bobbink, Judge  
 PO Box 315 Fax: 360-966-3466 Rhonda Hanowell, Administrator  
 Everson, WA 98247-0315  
<http://www.ci.everson.wa.us/municipal-court.html>
- 159) **Ferndale**  
 2220 Main St Phone: 360-384-2827 Terrance G. Lewis, Judge  
 PO Box 291 Fax: 360-312-0106 Faith M. Miller, Manager  
 Ferndale, WA 98248-0291  
<http://ferndalecourts.org/>
- 160) **Lynden**  
 300 4th St Phone: 360-354-4270 Terrance G. Lewis, Judge  
 Lynden, WA 98264-1905 Fax: 360-318-0301 Tamara Graham, Administrator  
<http://www.lyndenwa.org/court/>
- 161) **Sumas**  
 433 Cherry St Phone: 360-988-5711 Michael B. Bobbink, Judge  
 PO Box 9 Fax: 360-988-8855 Michelle Quinn, Clerk  
 Sumas, WA 98295-0009  
<https://www.cityofsumas.com/sumas-municipal-court/>

#### Demographics

Whatcom County is on the state's northern border, with Skagit County to its south and Okanagan County to its east. As of April 1, 2015, the county's population was estimated to be 209,790; the 9th most populous county in the state. With a land area of nearly 2,107 square miles, the county is Washington's 10th most densely populated county with approximately 99.6 persons per square mile. Approximately 43% of residents live in unincorporated areas. The largest municipality in Whatcom County is Bellingham with about 83,600 residents, followed by Lynden (13,100), Ferndale (12,900), and Blaine (4,900). The total number of licensed drivers residing in the county is reported as 156,497.

Using American Community Survey data, the number of county residents at various income levels relative to poverty status is broken down in the table below:

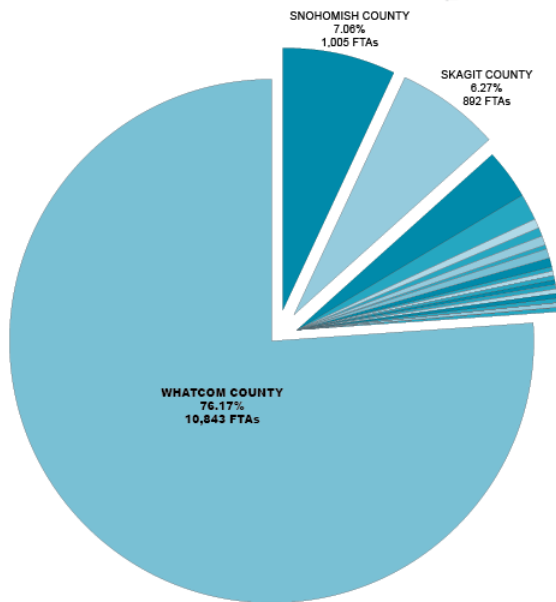
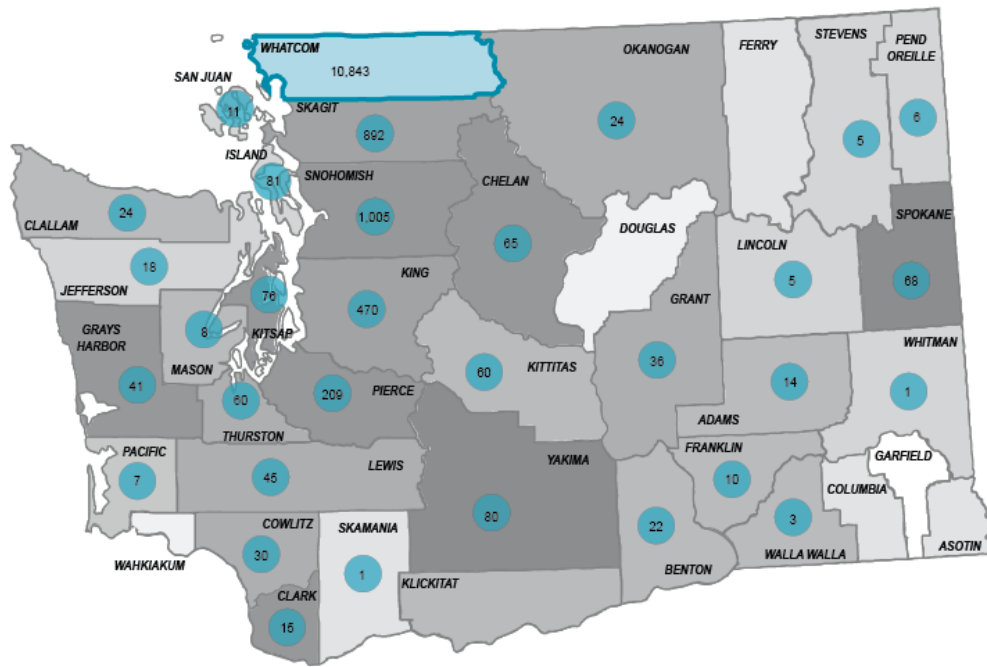
<b>Whatcom County</b>			
% of Poverty Level	Population: (Total 207,100)	Percent of Population	Income
Below 125%	41,494	20.04%	\$15,103
125-200%	27,781	13.41%	\$24,164
200-300%	35,557	17.17%	\$36,246
300-400%	28,277	13.65%	\$48,328

## APPENDIX B

### Measures of Failure to Appear (FTA) “Diffuseness”

Using point-in-time snapshot data provided by the Department of Licensing (DOL) regarding all FTAs, the following map and pie chart were created to graphically represent the “diffuseness” of all FTAs across the state. In this context, “diffuseness” means the proportion of FTA suspensions originating from courts outside a person’s county of residence. Put differently, the map shows the number of all FTAs belonging to individuals identified as residents of Whatcom County and the county location of the courts that issued those FTAs. The map or pie chart do not, however, show the number of individuals subject to the FTAs.

The table below was created using different point-in-time snapshot data from DOL focused on persons who only have FTA suspensions, and shows the proportion of persons with multiple FTA suspensions originating from different courts, and whether those courts are in the same or different counties.



Inter- and Intra-Jurisdictional FTA Suspensions for County Residents with Only FTA Suspensions			
Court Jurisdiction	County Jurisdiction		Total
	Different Counties	Same County	
Different Courts	478	724	1,202
	14.56%	22.05%	36.61%
Same Court	0	2,081	2,081
	0%	63.39%	63.39%
Total	478	2,805	3,283
	14.56%	85.44%	100%

## APPENDIX B

### Payment Plan / Collections

- Whatcom County District Court specifies that defendants may use the provided payment plan request form to request payment arrangements for traffic infractions. The time pay agreement form must be submitted within 30 days of the date of the violation. If it has been over 30 days, defendants are instructed to contact the court for options. The payment plan is offered with monthly payments of \$25 and a one-time \$10 time pay fee is added to each infraction that is set up on a payment plan.
- Bellingham Municipal Court specifies that defendants should pay the total balance of all fines, fees and penalties within 60 days to avoid additional fees and charges. The court also specifies that defendants who are unable to pay in full at sentencing or within 60 days can make time payment arrangements with Signal Credit Management Services, which charges a \$15 account set-up fee, a monthly management fee, and sets monthly payments based on the amount of the obligation; the minimum monthly payment is the greater of \$25 or 10% of the account balance if the amount owed is under \$1,000, and 5% of the account balance if the total amount owed is \$1,000 or more.
- Blaine Municipal Court specifies that it expects defendants to pay on the day of a mitigation or contested hearing. The court also specifies that it offers qualifying defendants the opportunity of paying their fines in several preset monthly installments. The court's payment plan is managed by Signal Credit Management Services, which charges a one-time account set-up fee of \$15, monthly management fees, and sets the minimum monthly payment amount as the greater of \$25 or 10% of the account balance.
- Everson-Nooksack Municipal Court specifies that time payments are managed by Signal Credit Management Services, which charges a \$15 account set-up fee, a monthly management fee, and sets monthly payments based on the amount of the obligation; the minimum monthly payment is the greater of \$25 or 10% of the account balance if the amount owed is under \$1,000, and 5% of the account balance if the total amount owed is \$1,000 or more.
- Ferndale Municipal Court specifies that defendants may request time to pay at the time of sentencing and will be required to pay in full within 30 days. Defendants unable to pay in full within 30 days can make time payment arrangements with Signal Credit Management Services, which charges a \$15 account set-up fee, a monthly management fee, and sets monthly payments based on the amount of the obligation; the minimum monthly payment is the greater of \$25 or 10% of the account balance if the amount owed is under \$1,000, and 5% of the account balance if the total amount owed is \$1,000 or more.
- Lynden Municipal Court does not appear to have any information available to the public online regarding payment plans.
- Sumas Municipal Court does not appear to have any information available to the public online regarding payment plans.
- Whatcom County District Court, and Bellingham, Blaine, Everson-Nooksack, Ferndale, and Lynden municipal courts contract with AllianceOne Receivables Management, Inc. for collection services.

### Local Relicensing Programs

From the information available to the public online, it does not appear that Pend Oreille County District Court offers a local relicensing program.

## APPENDIX B

### Whitman County

- District Courts
- 162) 400 N Main St Phone: 509-397-6260 Douglas B. Robinson, Judge  
 PO Box 230 Fax: 509-397-5584 Marlynn Markley, Administrator  
 Colfax, WA 99111-0230  
<http://www.whitmancounty.org/Page.aspx?pn=District+Court>
- 163) **Pullman Branch**  
 325 SE Paradise St Phone: 509-332-2065 Douglas B. Robinson, Judge  
 Pullman, WA 99163-2631 Fax: 509-338-3318 Marlynn Markley, Administrator  
<http://www.whitmancounty.org/Page.aspx?pn=District+Court>
- Municipal Courts
- 164) **Albion**  
 3rd and F Sts Phone: 509-332-5095 Starr Cathey, Clerk  
 PO Box 38  
 Albion, WA 99102-0038
- 165) **Colfax**  
 400 N Mills St Phone: 509-397-3861 John H. Hart, Judge  
 PO Box 229 Fax: 509-397-3044 Kris Thompson, Administrator  
 Colfax, WA 99111-0229  
<http://www.colfaxwa.org/court>
- 166) **Colton**  
 706 Broadway Phone: 509-229-3887 Dan LeBeau, Judge  
 PO Box 157 Fax: 509-229-3294 Jenni Straughan, Clerk  
 Colton, WA 99113-0157  
<http://coltonwashington.us/court.html>
- 167) **Uniontown**  
 City Hall, 110 S Montgomery St Phone: 509-229-3805 Marlynn Markley, Judge  
 PO Box 87 Fax: 509-229-3748 Jaci A. Moneymaker, Clerk  
 Uniontown, WA 99179-0087

#### Demographics

Whitman County is located in southeastern part of the state on the Idaho border surrounded by the seven counties of Adams, Lincoln, Spokane, Asotin, Garfield, Columbia, and Franklin. As of April 1, 2015, the county's population was estimated to be 47,250; the 22nd most populous county in the state. With a land area of approximately 2,159 square miles, the county is Washington's 26th most densely populated county with approximately 21.9 persons per square mile. Approximately 13% of residents live in unincorporated areas. The largest municipality in Whitman County is Pullman with over 32,100 residents, followed by Colfax (2,800), Palouse (1,000), and Tekoa (800). The total number of licensed drivers residing in the county is reported as 29,063.

Using American Community Survey data, the number of county residents at various income levels relative to poverty status is broken down in the table below:

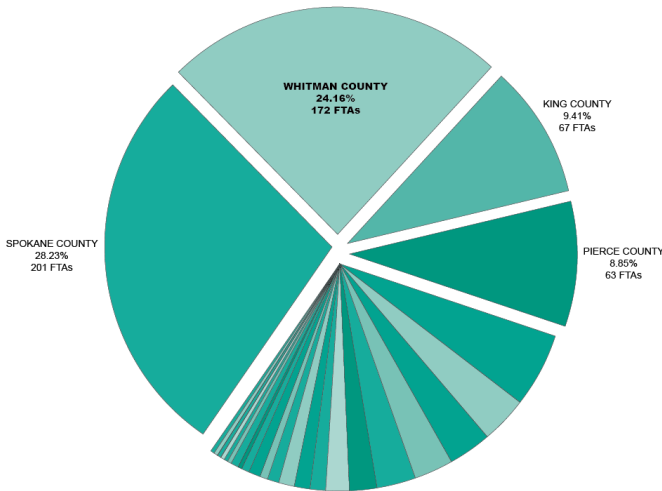
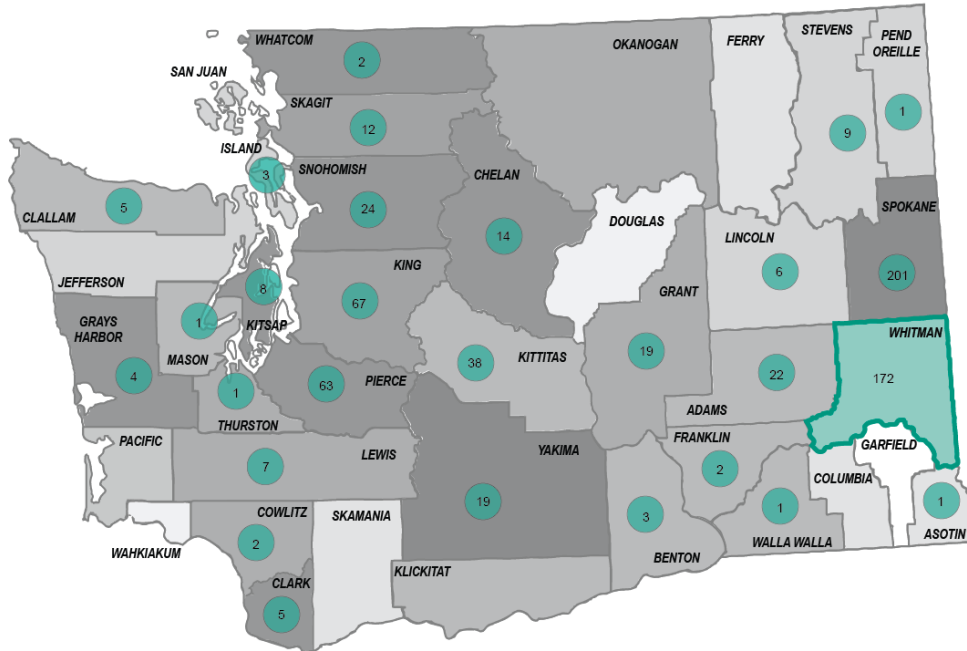
<b>Whitman County</b>			
% of Poverty Level	Population: (Total 46,737)	Percent of Population	Income
Below 125%	14,454	30.93%	\$15,103
125-200%	5,308	11.36%	\$24,164
200-300%	5,154	11.03%	\$36,246
300-400%	4,110	8.79%	\$48,328

## APPENDIX B

### Measures of Failure to Appear (FTA) “Diffuseness”

Using point-in-time snapshot data provided by the Department of Licensing (DOL) regarding all FTAs, the following map and pie chart were created to graphically represent the “diffuseness” of all FTAs across the state. In this context, “diffuseness” means the proportion of FTA suspensions originating from courts outside a person’s county of residence. Put differently, the map shows the number of all FTAs belonging to individuals identified as residents of Whitman County and the county location of the courts that issued those FTAs. The map or pie chart do not, however, show the number of individuals subject to the FTAs.

The table below was created using different point-in-time snapshot data from DOL focused on persons who only have FTA suspensions, and shows the proportion of persons with multiple FTA suspensions originating from different courts, and whether those courts are in the same or different counties.



Inter- and Intra-Jurisdictional FTA Suspensions for County Residents with Only FTA Suspensions			
Court Jurisdiction	County Jurisdiction		Total
	Different Counties	Same County	
Different Courts	62 17.97%	18 5.22%	80 23.19%
Same Court	0 0%	265 76.81%	265 76.81%
<b>Total</b>	<b>62</b> <b>17.97%</b>	<b>283</b> <b>82.03%</b>	<b>345</b> <b>100%</b>

### Payment Plan / Collections

- Whitman County District Court specifies that it uses Court Payment Management Services, Inc. to administer time pay cases and that defendants should contact the court’s Financial Coordinator to set up a payment plan.



## **APPENDIX B**

- Colfax Municipal Court mentions that a time pay option may be requested in the context of providing information for individuals living too far away from the court.
- Albion Municipal Court does not appear to have any information available to the public online regarding payment plans.
- Colton Municipal Court does not appear to have any information available to the public online regarding payment plans.
- Uniontown Municipal Court does not appear to have any information available to the public online regarding payment plans.
  
- Whitman County District Court contracts with AllianceOne Receivables Management, Inc. for collection services.
- Colfax Municipal Court and Colton Municipal Court contract with Armada Corp. for collection services.

### **Local Relicensing Programs**

From the information available to the public online, there does not appear to be any local relicensing programs operating in Whitman County.

## APPENDIX B

### Yakima County

#### District Courts

168) 128 N 2nd St, Ste 225 Phone: 509-574-1800 Donald W. Engel, Judge  
Yakima, WA 98901-2639 Fax: 509-574-1801 Robyn D. Berndt, Director  
<http://www.yakimacounty.us/districtcourt>

169) **Grandview Branch**  
1313 W Wine County Rd Phone: 509-574-1800 Donald W. Engel, Judge  
PO Box 100 Fax: 509-574-1801 Robyn D. Berndt, Director  
Grandview, WA 98930-0100  
<http://www.yakimacounty.us/districtcourt/>

#### Municipal Courts

170) **Granger**  
102 Main St Phone: 509-854-0238 Kathleen E. Hitchcock, Judge  
PO Box 1100 Fax: 509-854-2103 Janie Crowder, Administrator  
Granger, WA 98932-1100  
<http://grangerwashington.org/municipal-court/>

171) **Moxee City**  
255 W Seattle Phone: 509-575-8851 Susan C. Arb, Judge  
PO Box 249 Fax: 509-575-8852 Lorene I. Thaxton, Clerk  
Moxee City, WA 98936-0249  
[http://www.cityofmoxee.us/Moxee-Municipal-Court\\_c\\_64.html](http://www.cityofmoxee.us/Moxee-Municipal-Court_c_64.html)

172) **Selah**  
115 W Naches Ave Phone: 509-698-7329 Bronson Faul, Judge  
Selah, WA 98942-1323 Fax: 509-698-7338 Vanessa Ibarra, Administrator  
<http://www.selahwa.gov/municipal-court/>

173) **Sunnyside**  
401 Homer St Phone: 509-839-4427 Steven L. Michels, Judge  
Sunnyside, WA 98944-1354 Fax: 509-836-6272 Debbie Mendoza, Administrator  
<http://www.ci.sunnyside.wa.us/index.aspx?nid=135>

174) **Toppenish**  
21 W 1st Ave Phone: 509-865-5959 John "Jack" E. Maxwell, Judge  
Toppenish, WA 98948-1524 Fax: 509-865-3864 Becky Pina, Administrator  
[http://www.cityoftoppenish.us/departments/municipal\\_court.asp](http://www.cityoftoppenish.us/departments/municipal_court.asp)

175) **Wapato**  
205 S Simcoe Ave Phone: 509-877-6269 Douglas K. Garrison, Judge  
Wapato, WA 98951-1352 Fax: 509-877-4589 Nona Jacobs-Cook, Administrator/Clerk  
<https://www.wapato-city.org/municipal-court/>

176) **Yakima**  
200 S 3rd St Phone: 509-575-3050 Kelley C. Olwell, Judge  
Yakima, WA 98901-2830 Fax: 509-575-3020 Linda S. Hagert, Court Services Manager  
<http://www.yakimawa.gov/services/municipal-court/>

177) **Zillah**  
111 7th St Phone: 509-829-3543 Therese Murphy, Judge  
PO Box 388 Fax: 509-829-5605 Kimm M. Ward, Administrator  
Zillah, WA 98953-0388  
<http://www.cityofzillah.us/COZ%20Court.html>

*Grandview, Tieton:* See Yakima County District Court Grandview Branch; *Mabton:* See Sunnyside Municipal Court; *Union Gap:* See Yakima District Court

## APPENDIX B

### Demographics

Yakima County is located in south central Washington among the seven neighboring counties of Lewis, Pierce, Kittitas, Grant, Benton, Klickitat, and Skamania. As of April 1, 2015, the county’s population was estimated to be 249,970; the 8th most populous county in the state. With a land area of over 4,295 square miles, the county is Washington’s 16th most densely populated county with approximately 58.2 persons per square mile. Approximately 34% of residents live in unincorporated areas. The largest municipality in Yakima County is Yakima with over 93,200 residents, followed by Sunnyside (16,300), Grandview (11,200), and Toppenish (9,000). The total number of licensed drivers residing in the county is reported as 175,107.

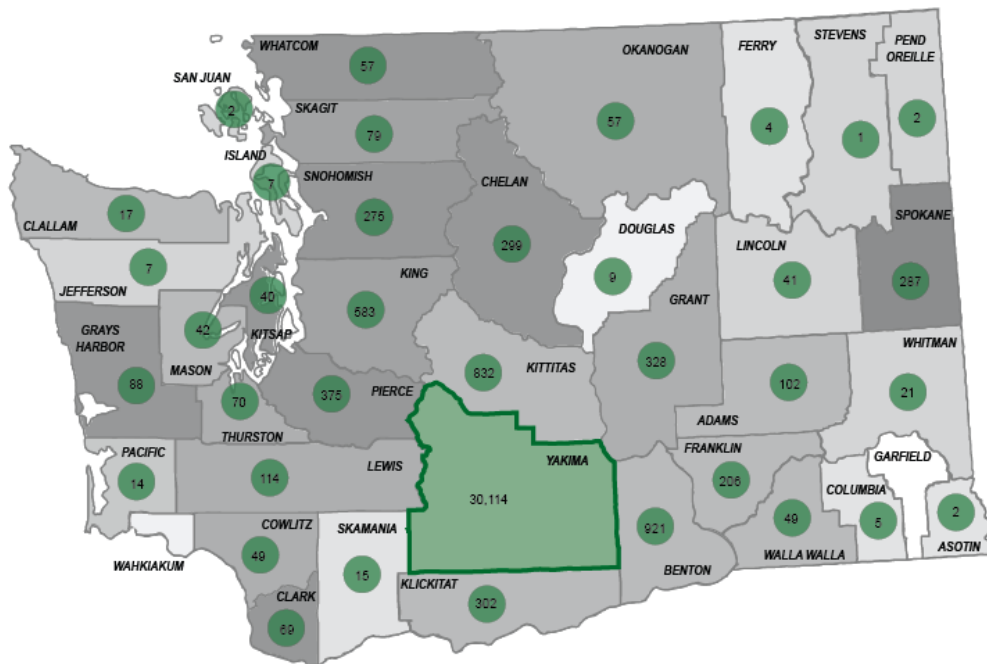
Using American Community Survey data, the number of county residents at various income levels relative to poverty status is broken down in the table below:

Yakima County			
% of Poverty Level	Population: (Total 247,408)	Percent of Population	Income
Below 125%	71,263	28.80%	\$15,103
125-200%	49,250	19.91%	\$24,164
200-300%	45,812	18.52%	\$36,246
300-400%	26,777	10.82%	\$48,328

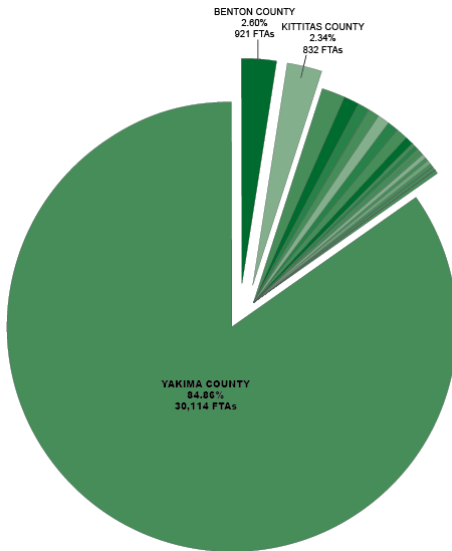
### Measures of Failure to Appear (FTA) “Diffuseness”

Using point-in-time snapshot data provided by the Department of Licensing (DOL) regarding all FTAs, the following map and pie chart were created to graphically represent the “diffuseness” of all FTAs across the state. In this context, “diffuseness” means the proportion of FTA suspensions originating from courts outside a person’s county of residence. Put differently, the map shows the number of all FTAs belonging to individuals identified as residents of Yakima County and the county location of the courts that issued those FTAs. The map or pie chart do not, however, show the number of individuals subject to the FTAs.

The table below was created using different point-in-time snapshot data from DOL focused on persons who only have FTA suspensions, and shows the proportion of persons with multiple FTA suspensions originating from different courts, and whether those courts are in the same or different counties.



## APPENDIX B



Inter- and Intra-Jurisdictional FTA Suspensions for County Residents with Only FTA Suspensions			
Court Jurisdiction	County Jurisdiction		Total
	Different Counties	Same County	
Different Courts	992 13.01%	1,515 19.86%	2,507 32.87%
Same Court	0 0%	5,120 67.13%	5,120 67.13%
<b>Total</b>	<b>992</b> <b>13.01%</b>	<b>6,635</b> <b>86.99%</b>	<b>7,627</b> <b>100%</b>

### Payment Plan / Collections

- Yakima County District Court specifies that defendants have 30 days from the date of the violation to pay in full, but that defendants who owe penalties for traffic infractions must report to the cashier immediately after leaving the courtroom and failure to do so will be considered failure to pay. The court offers a \$50 monthly payment program for individuals who are unable to pay their ticket in full. There is a one-time \$10 establishment fee and the time pay contract must be executed within 30 days of the date of the violation.
- Granger Municipal Court does not appear to have any information available to the public online regarding payment plans.
- Moxee City Municipal Court does not appear to have any information available to the public online regarding payment plans.
- Selah Municipal Court specifies that persons needing to arrange a payment plan should contract the court for more information.
- Sunnyside Municipal Court specifies that payments are allowed on tickets suspending a license, and that payment is required in full before the court will report it as adjudicated with the Department of Licensing, but does not appear to offer any information online regarding establishing payment plans in advance of the license suspension being issued.
- Toppenish Municipal Court mentions due dates for time payment agreements, and indicates in its FAQs that defendants should contact the court.
- Wapato Municipal Court specifies that time payments are granted only if the defendant has appeared in court before a judge, and that time payment agreements are managed by Evergreen Billing Solutions. The agreement is signed in court upon final disposition.
- Yakima Municipal Court does not appear to have any information available to the public online regarding payment plans.
- Zillah Municipal Court specifies that within 30 days of the date of violation and for a \$10 one-time fee, it offers \$60 monthly payments for defendants unable to pay in full.
- Yakima County District Court, Moxee City Municipal Court, and Yakima Municipal Court contract with YCCS for collection services.
- Granger Municipal Court and Wapato Municipal Court contract with Evergreen Financial Services, Inc. for collection services.
- Selah Municipal Court contracts with AllianceOne for collection services.
- Sunnyside Municipal Court and Zillah Municipal Court contract with Genesis Credit Management for collection services.
- Toppenish Municipal Court contracts with Sunnyside Municipal Court for collection services.

### Local Relicensing Programs

The City of Yakima appears to operate a local driver's relicensing program, but there is the information available to the public online about the program does not provide any specifics.