

1 List of Figures

Figure A1: O ₃ trends of monthly mean characterised by loess regression.....	3
Figure A2: Seasonal cycles of O ₃ (ppbv) for the period 1996-2005 inclusive.....	11
Figure B1: Loess trends of CHIMERE simulated monthly mean O ₃	45

2 List of Tables

Table A1: Characterisation and categorisation of O ₃ time series by loess.....	19
Table A2: Quantification of trends in O ₃ monthly mean 1996-2005.....	20
Table A3: Quantification of trends in O ₃ monthly 5 th percentiles 1996-2005.....	24
Table A4: Quantification of trends in O ₃ monthly 95 th percentiles 1996-2005.....	28
Table A5: Quantification of trends in seasonal mean O ₃ 1996-2005.....	32
Table A6: Quantification of trends in seasonal O ₃ 5 th percentiles 1996-2005.....	36
Table A7: Quantification of trends in seasonal O ₃ 95 th percentiles 1996-2005.....	40
Table B1: Quantification of annual CHIMERE model trends in mean O ₃ 1996-2005..	53
Table B2: Quantification of annual CHIMERE model trends in O ₃ 5 th percentiles 1996-2005.....	57
Table B3: Quantification of annual CHIMERE model trends in O ₃ 95 th percentiles 1996-2005.....	61
Table C1: Sites used in this study and their categorisation.....	66

3 Observed annual and seasonal trends

A compilation of loess trends of monthly mean O_3 for all stations in this study are given in Figure ?? and Table ?? in addition to annual 5th and 95th percentiles of O_3 . 75% coverage of monthly data was required to calculate statistics.

Trend tables summarising trends in annual mean, 5th and 95th percentiles for 158 European measurement sites are give in Tables ?? - ??, respectively. A compilation of seasonal cycles from daily mean, 5th, and 95th percentiles of O_3 for all stations in this study are given in Figure ?. Trend tables summarising trends in seasonal (winter [DJF], spring [MAM], summer [JJA] and autumn [SON]) mean, 5th and 95th percentiles for 158 European measurement sites are give in Tables ?? - ??, respectively.

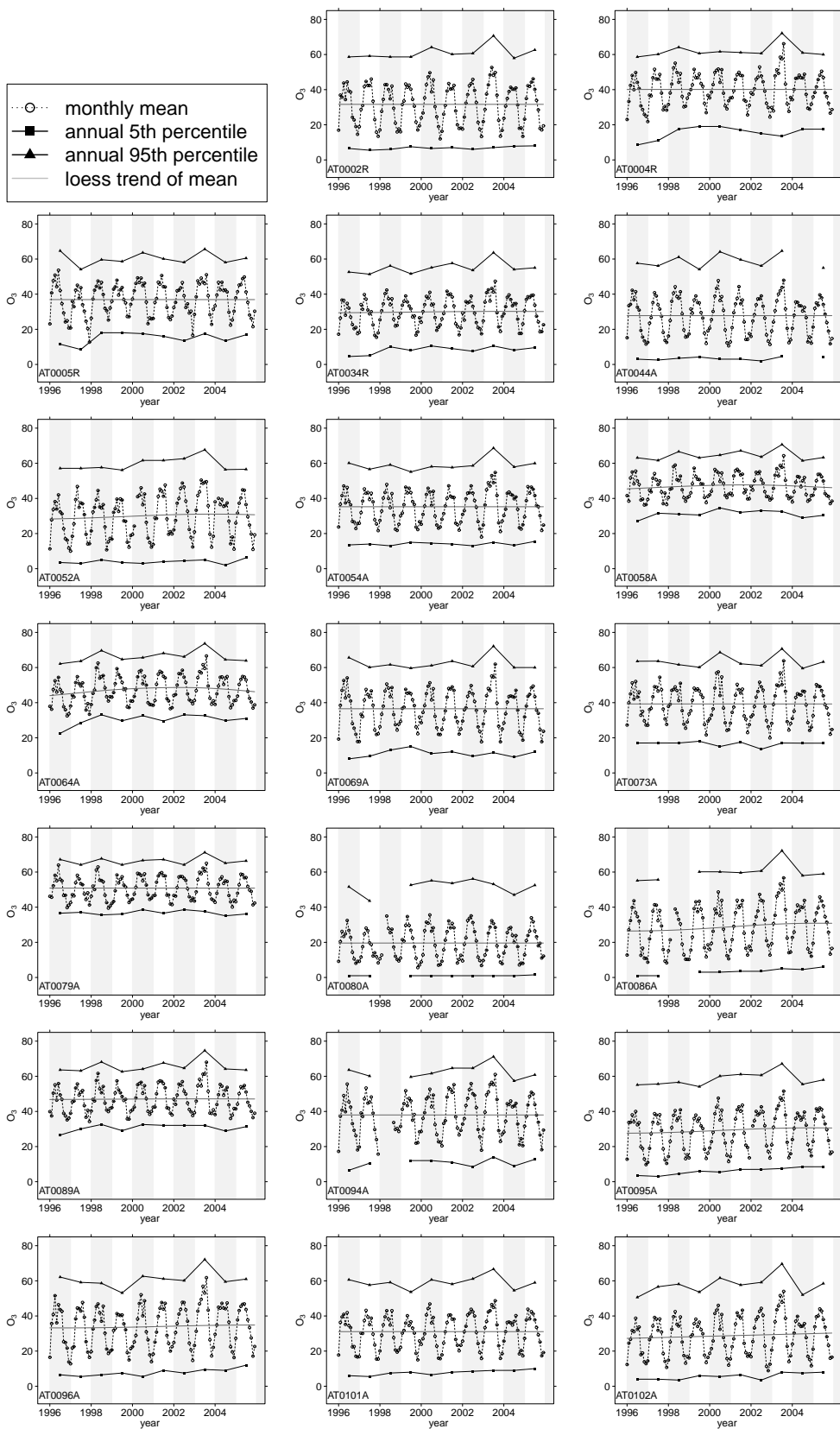


Figure A1: O_3 trends of monthly mean characterised by loess regression

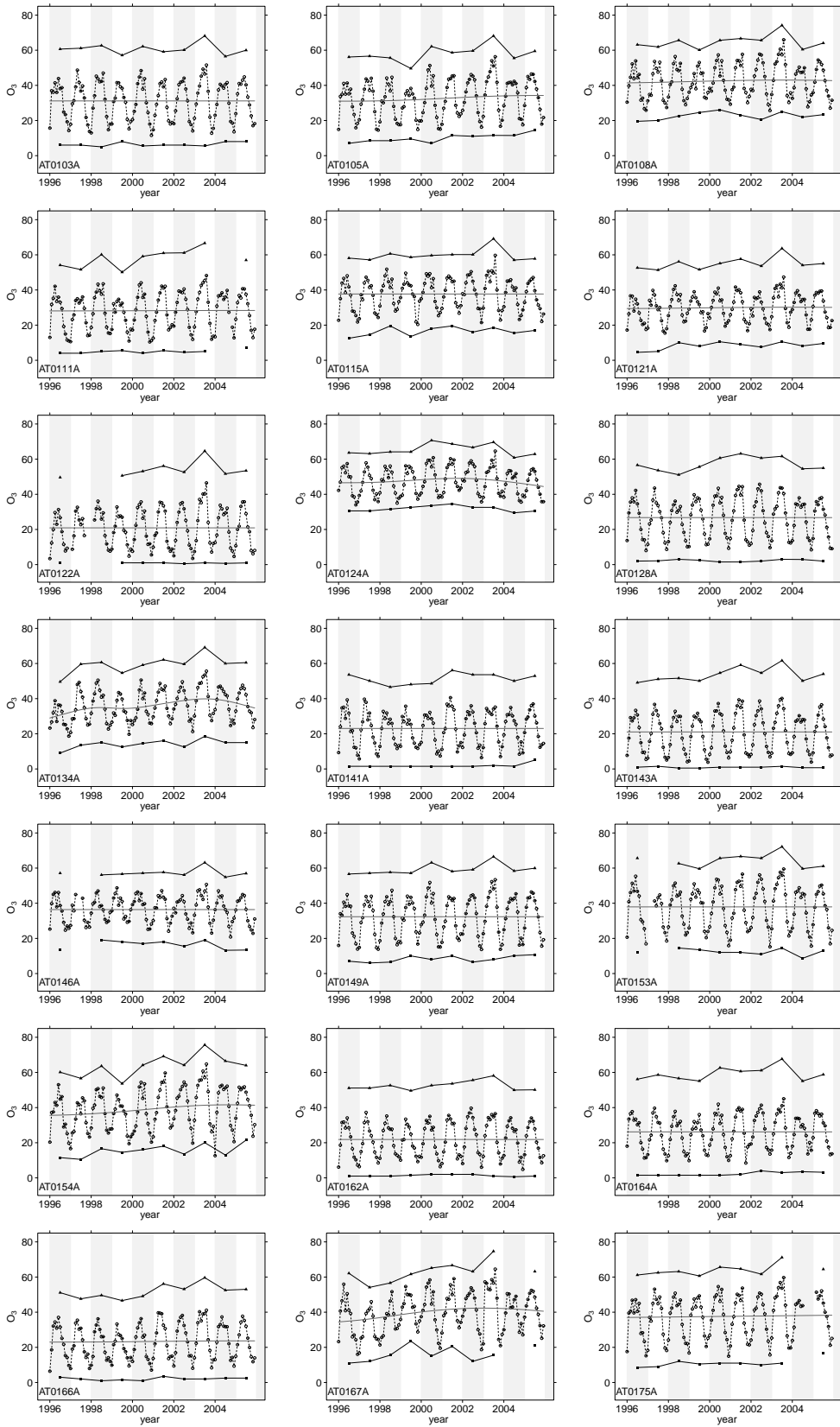


Figure A1: continued. O_3 trends of monthly mean characterised by loess regression

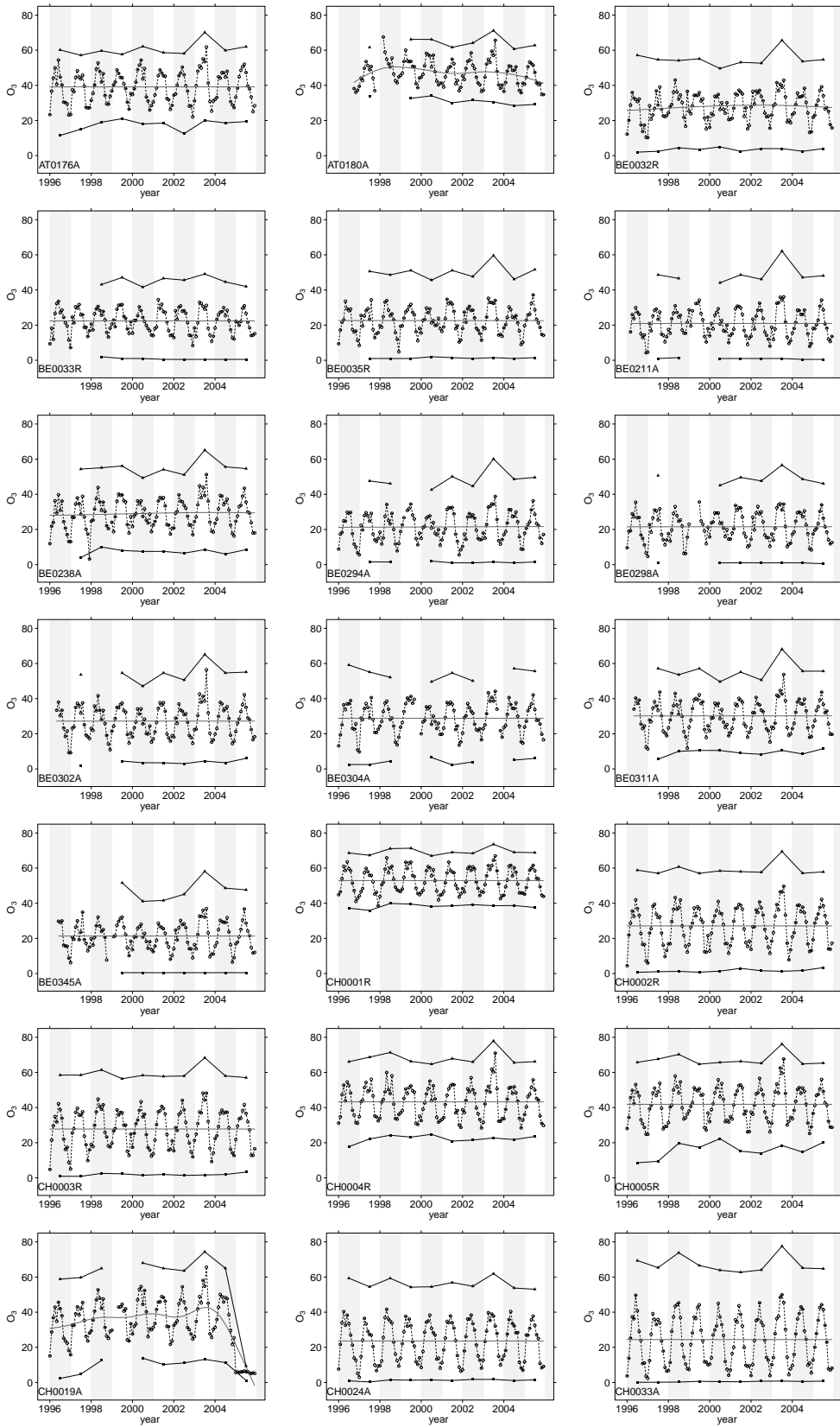


Figure A1: continued. O_3 trends of monthly mean characterised by loess regression

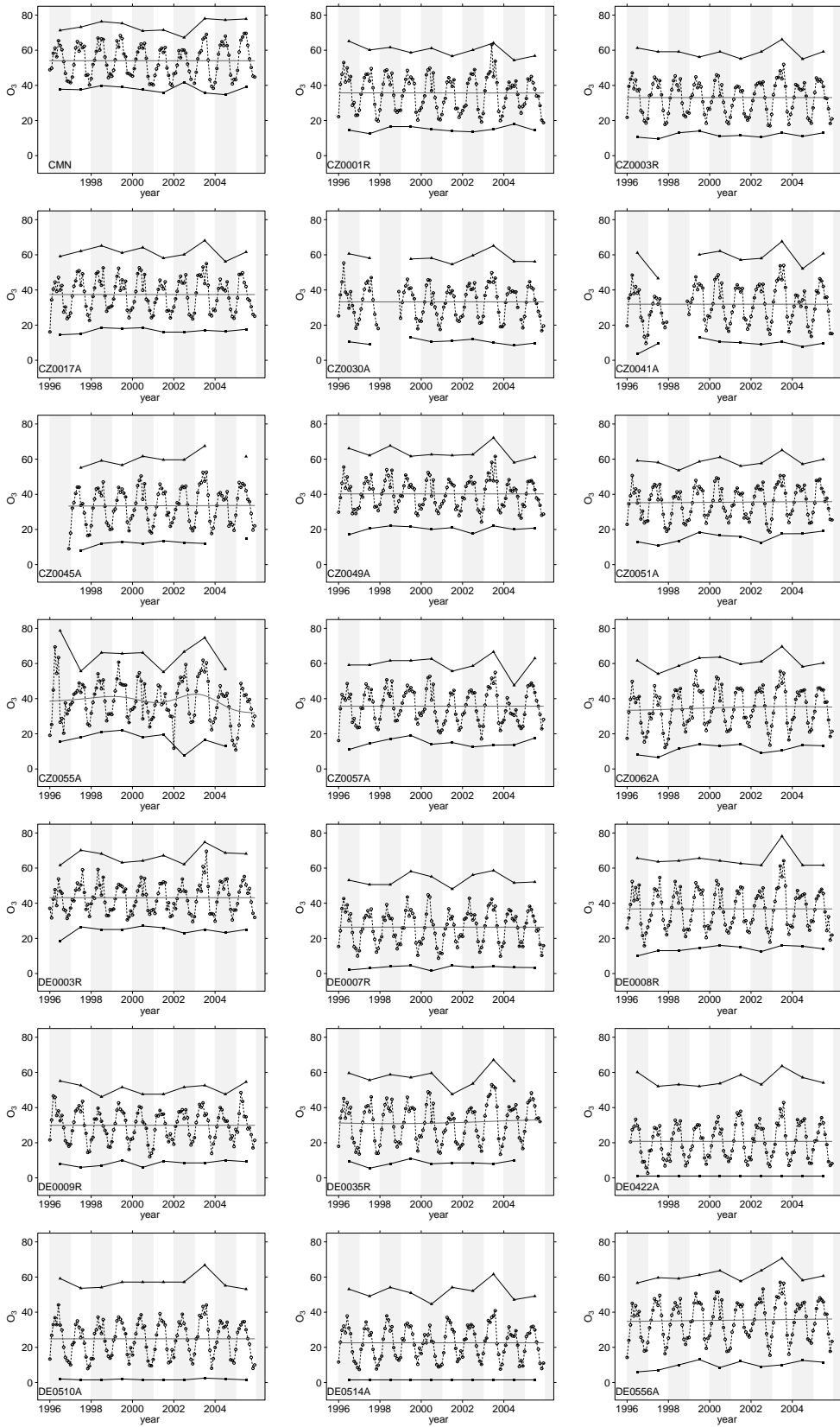


Figure A1: continued. O_3 trends of monthly mean characterised by loess regression

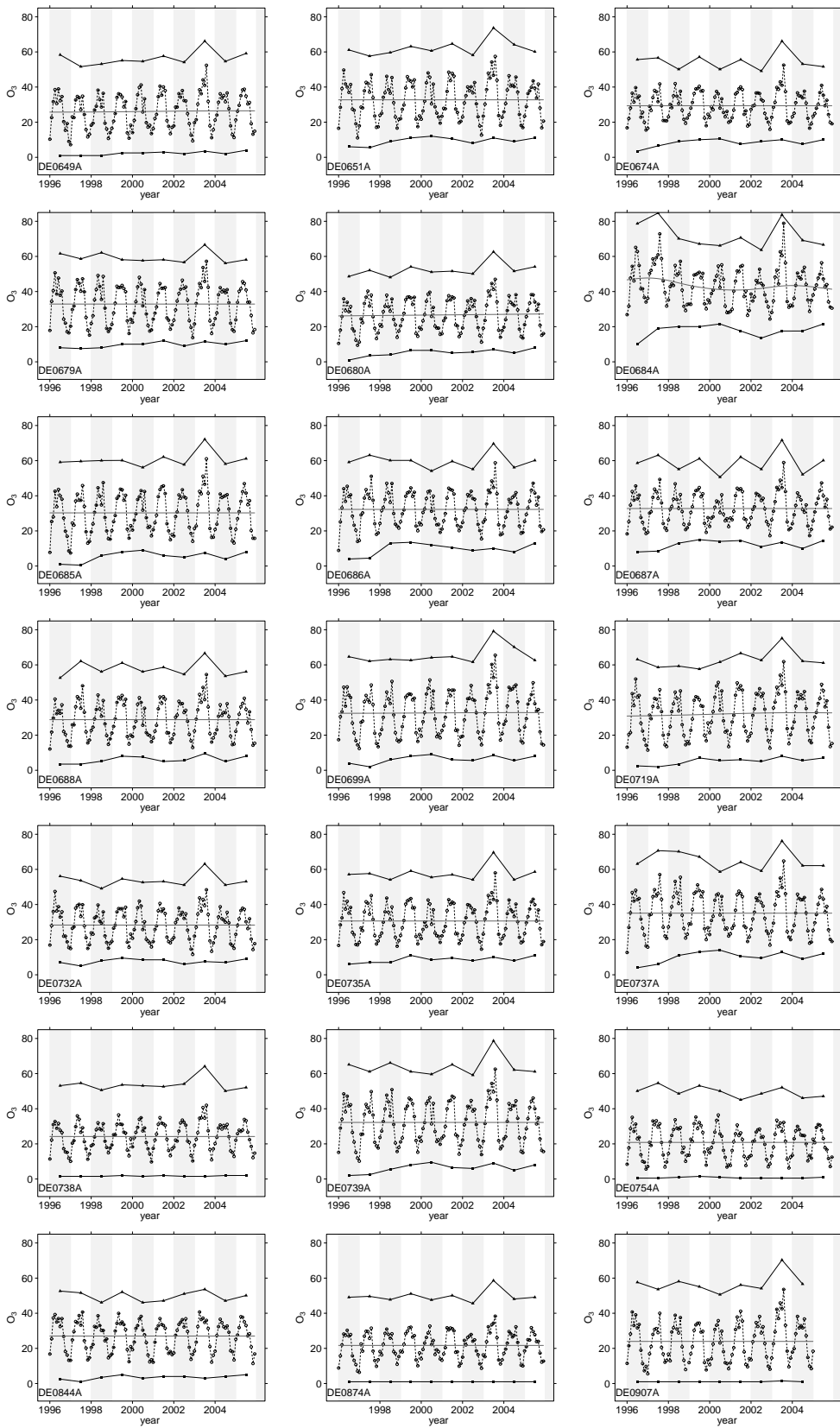


Figure A1: continued. O₃ trends of monthly mean characterised by loess regression

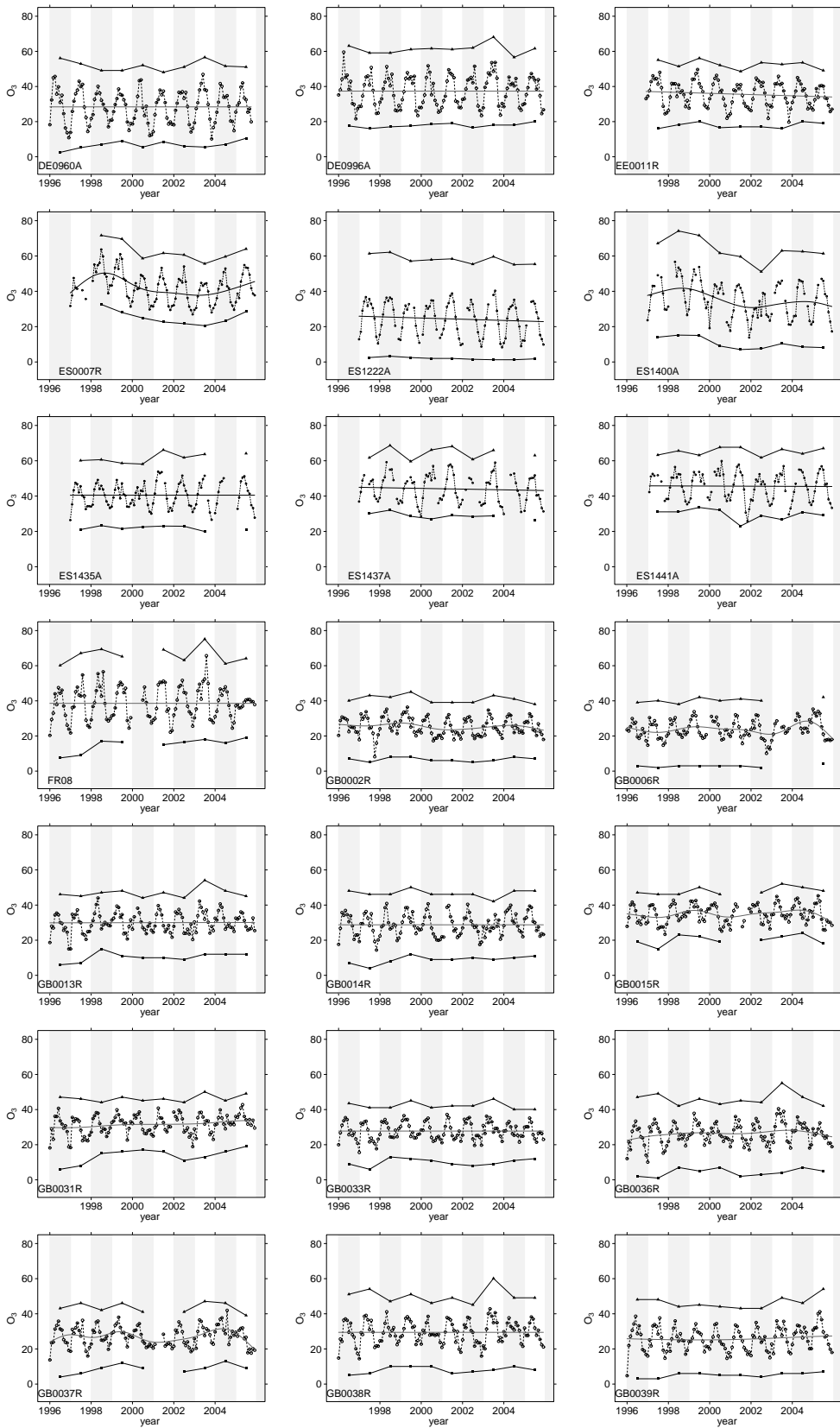


Figure A1: continued. O_3 trends of monthly mean characterised by loess regression

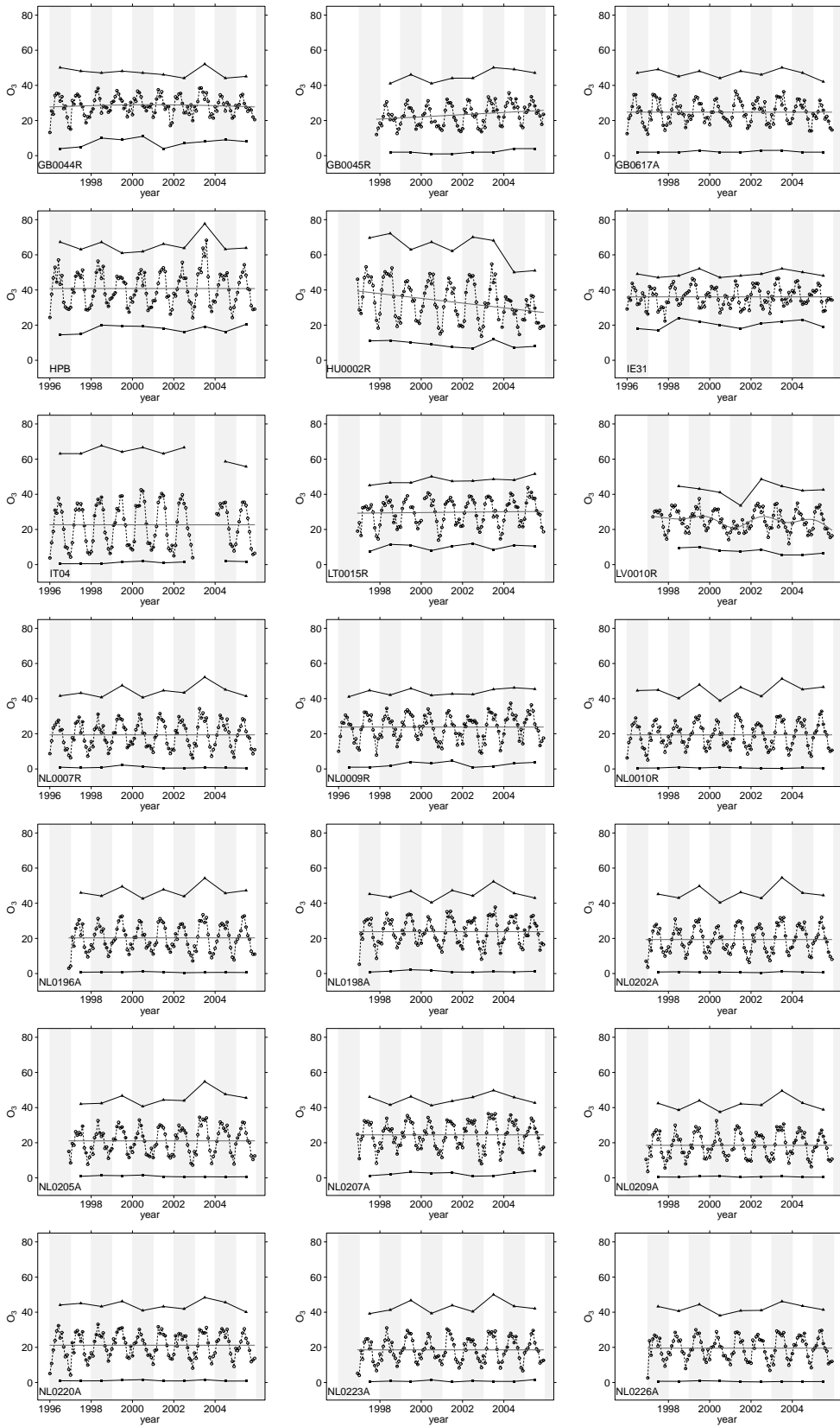


Figure A1: continued. O_3 trends of monthly mean characterised by loess regression

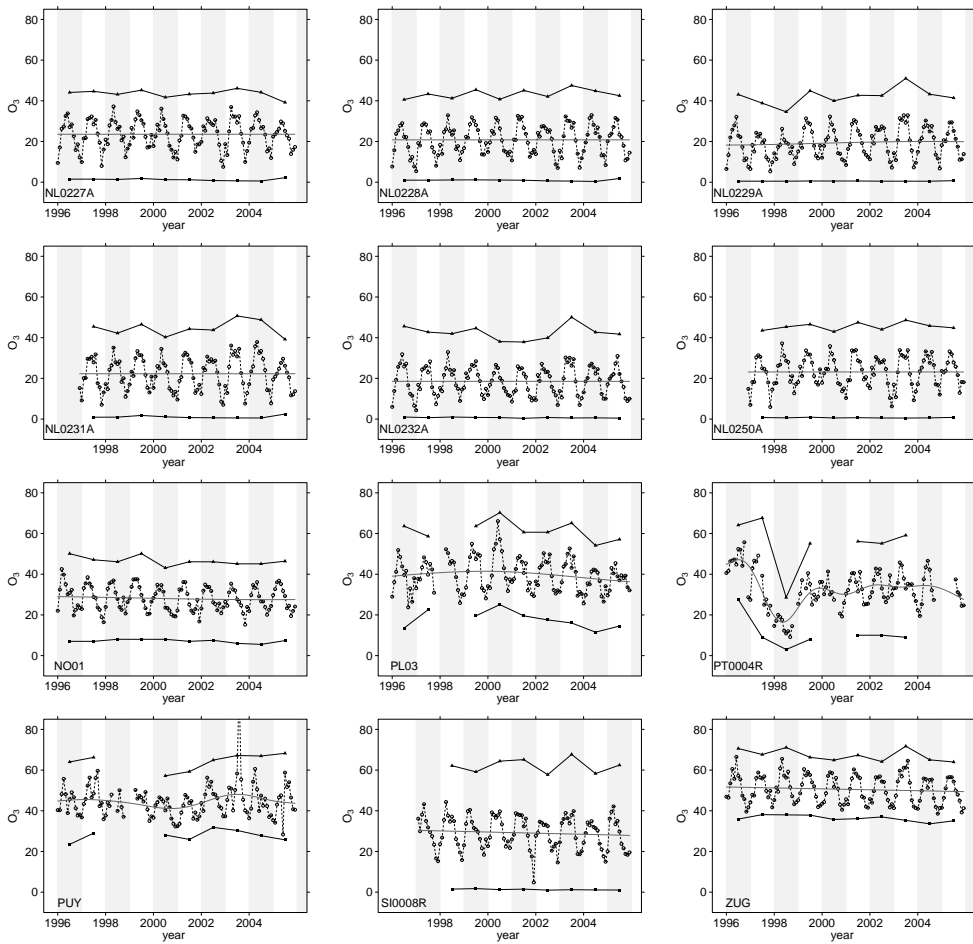


Figure A1: continued. O_3 trends of monthly mean characterised by loess regression

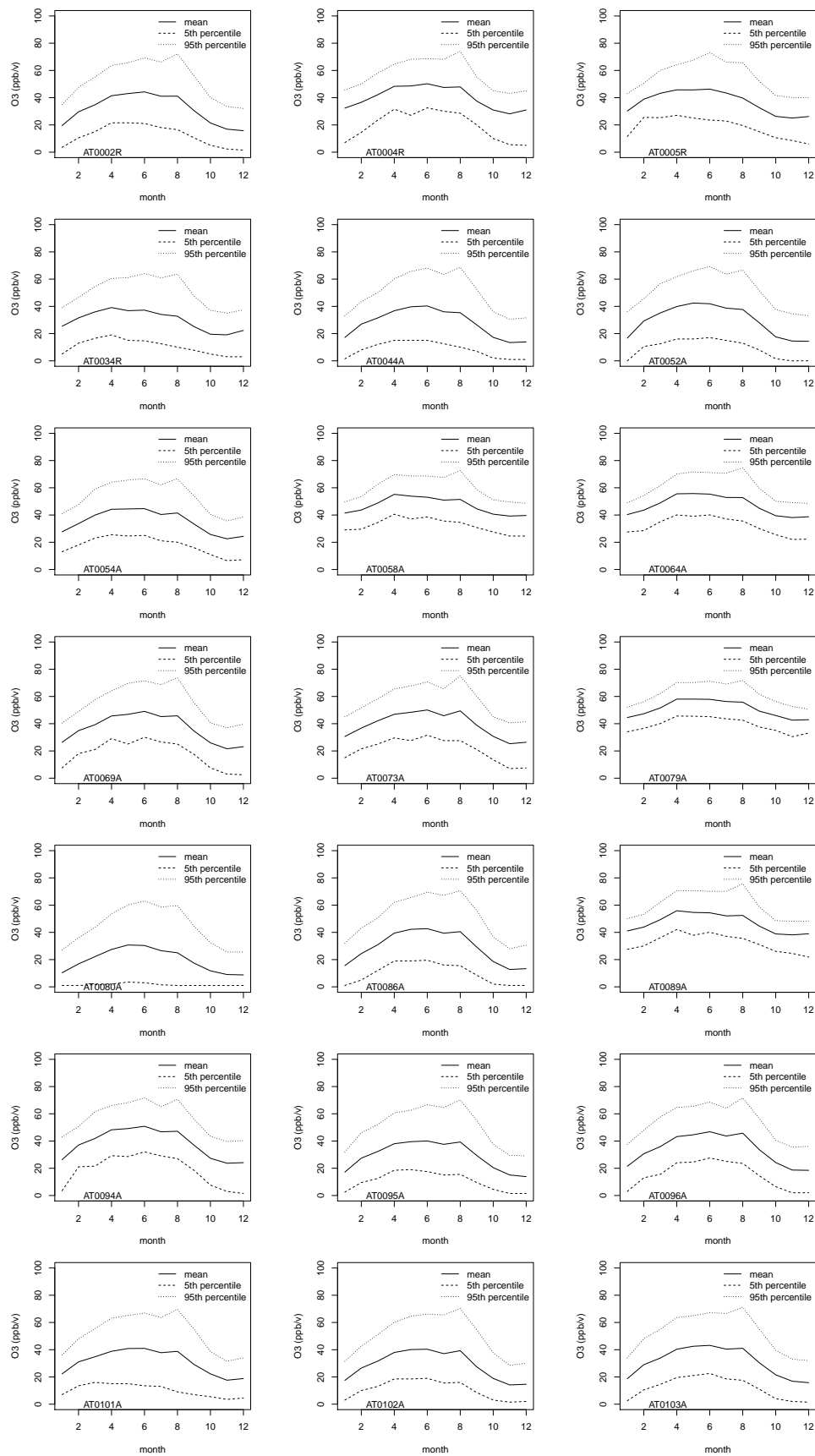


Figure A2: Seasonal cycles of O₃ (ppbv) for the period 1996-2005 inclusive

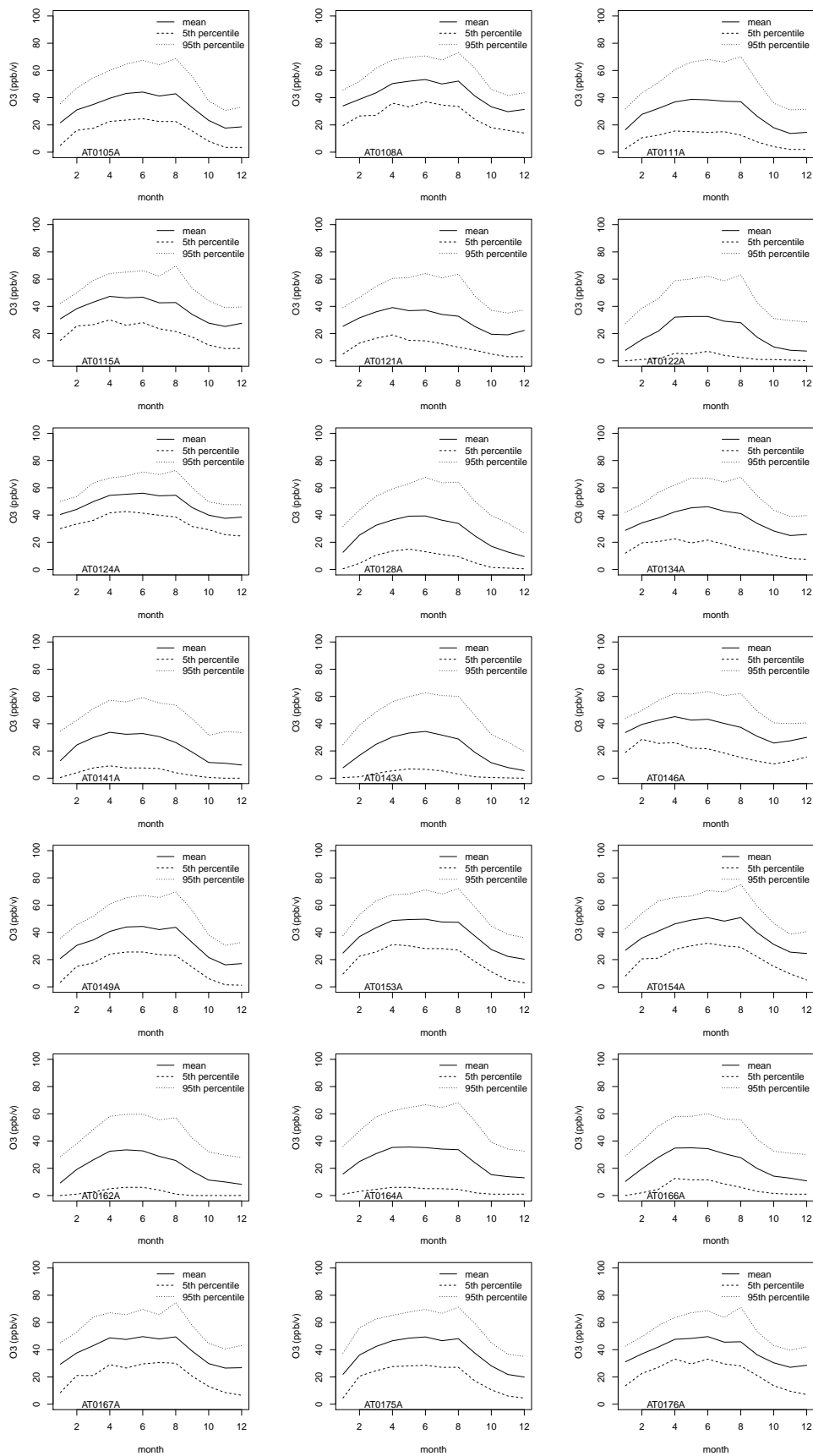


Figure A2: continued. Seasonal cycles of O₃ (ppbv) for the period 1996-2005 inclusive

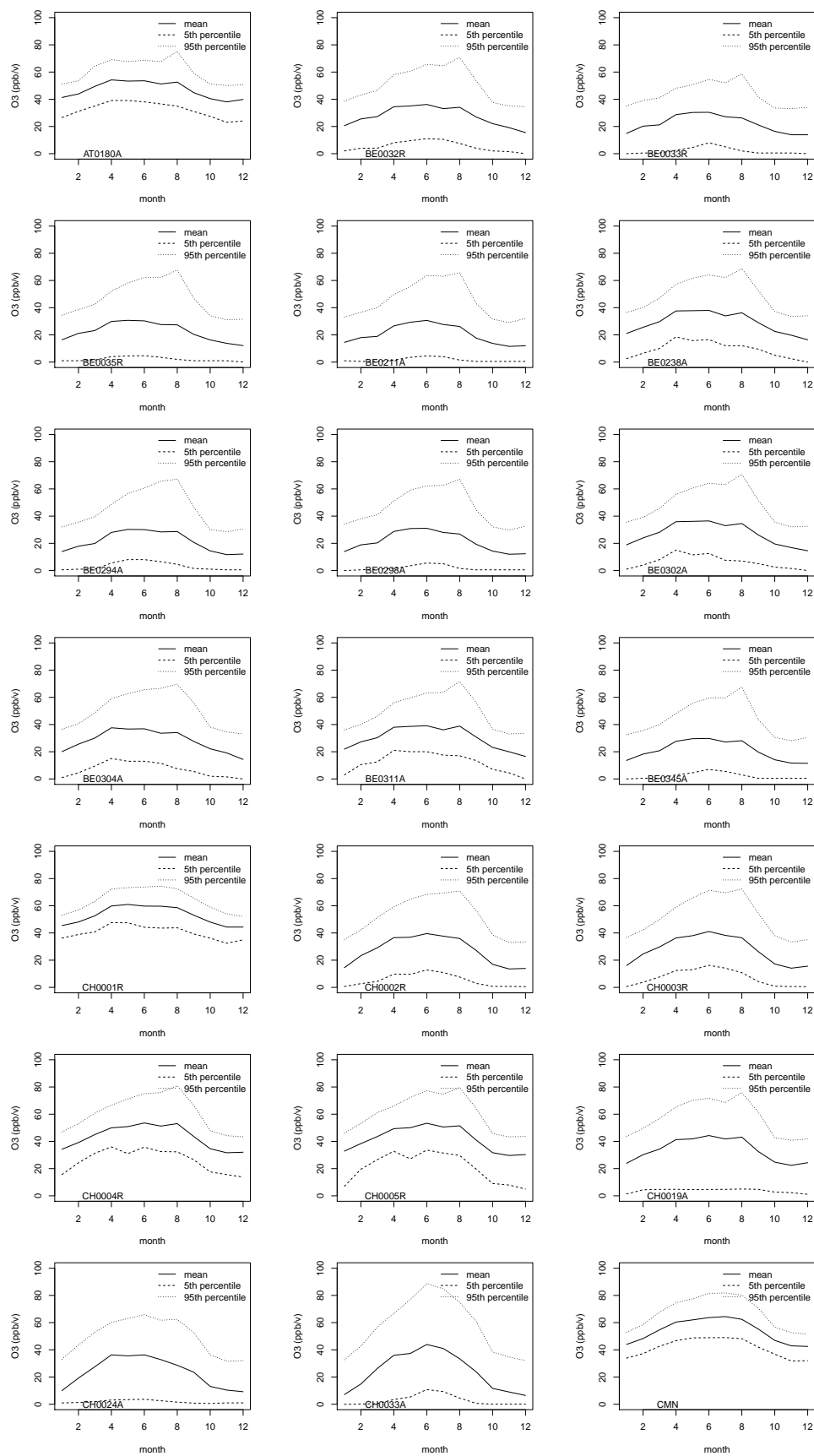


Figure A2: continued. Seasonal cycles of O₃ (ppbv) for the period 1996-2005 inclusive

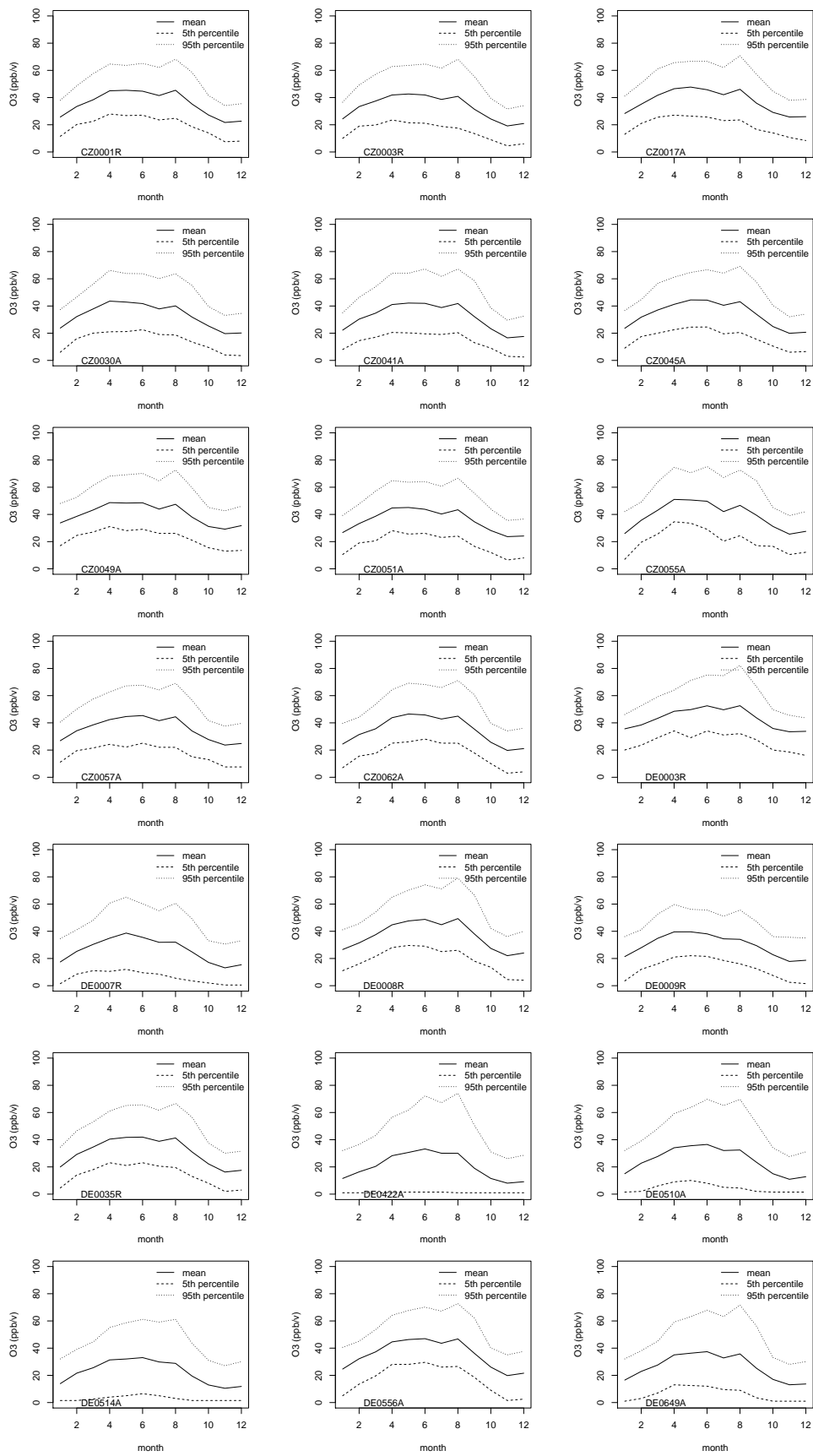


Figure A2: continued. Seasonal cycles of O₃ (ppbv) for the period 1996-2005 inclusive

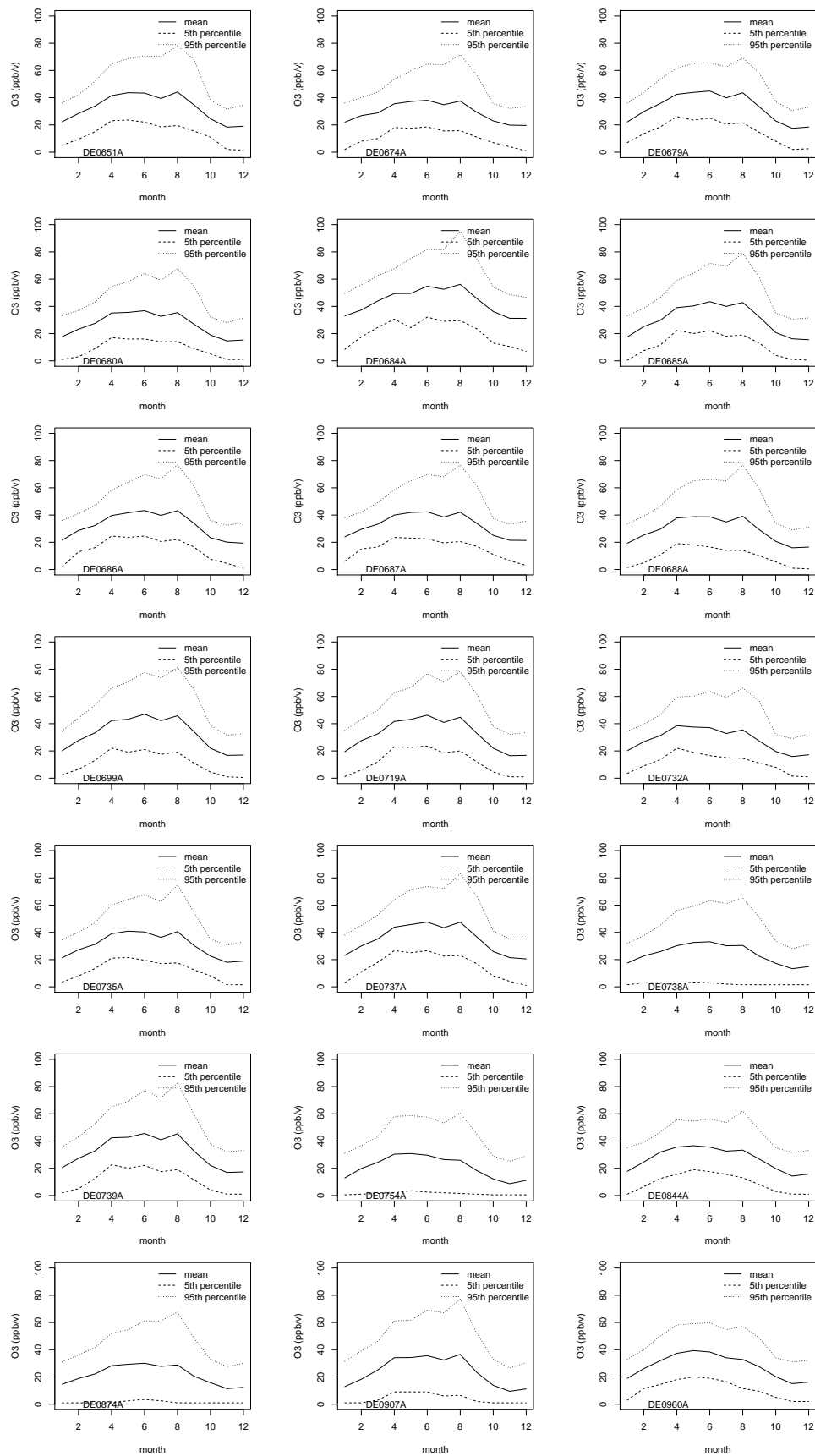


Figure A2: continued. Seasonal cycles of O₃ (ppbv) for the period 1996-2005 inclusive

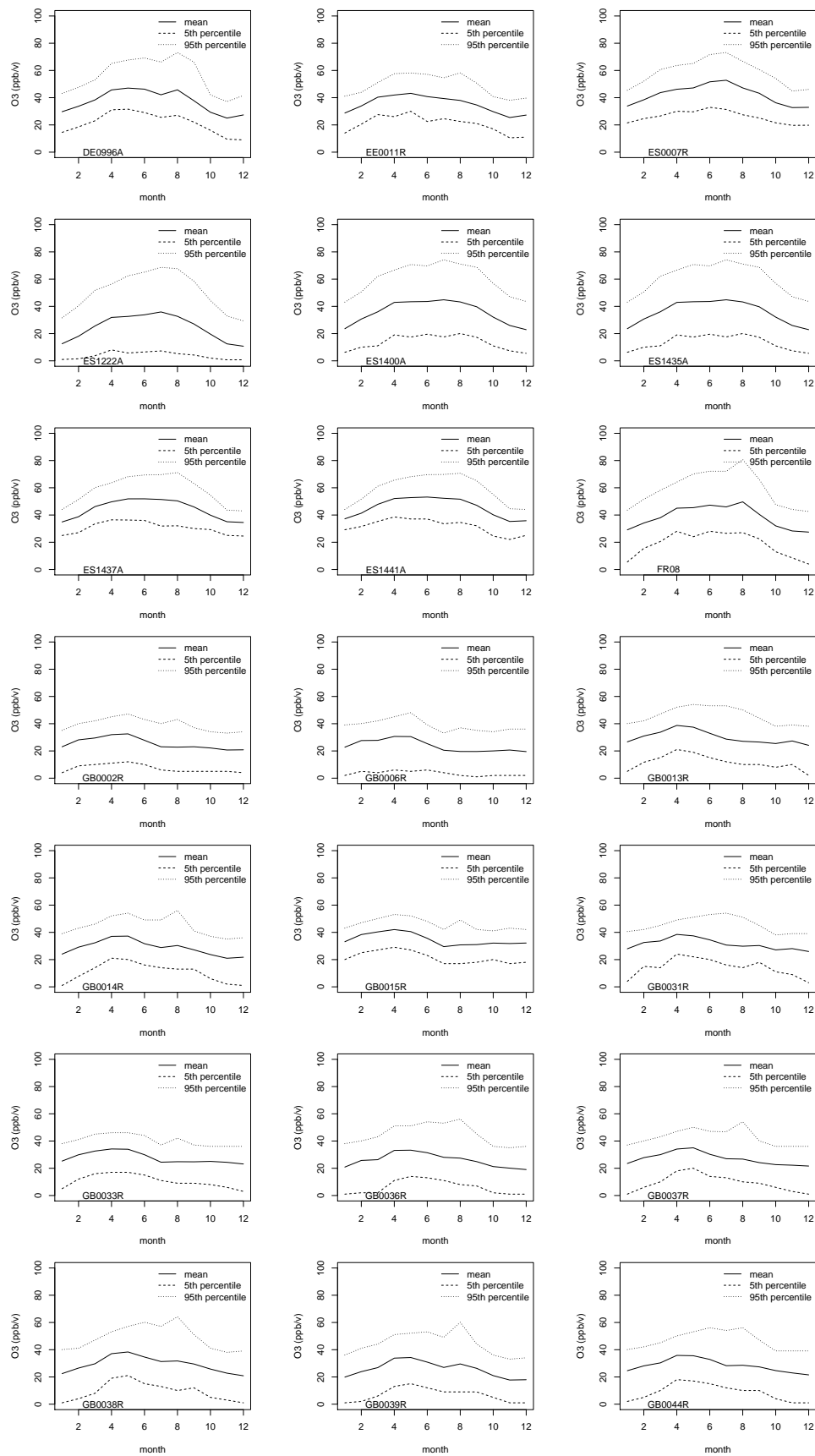


Figure A2: continued. Seasonal cycles of O₃ (ppbv) for the period 1996-2005 inclusive

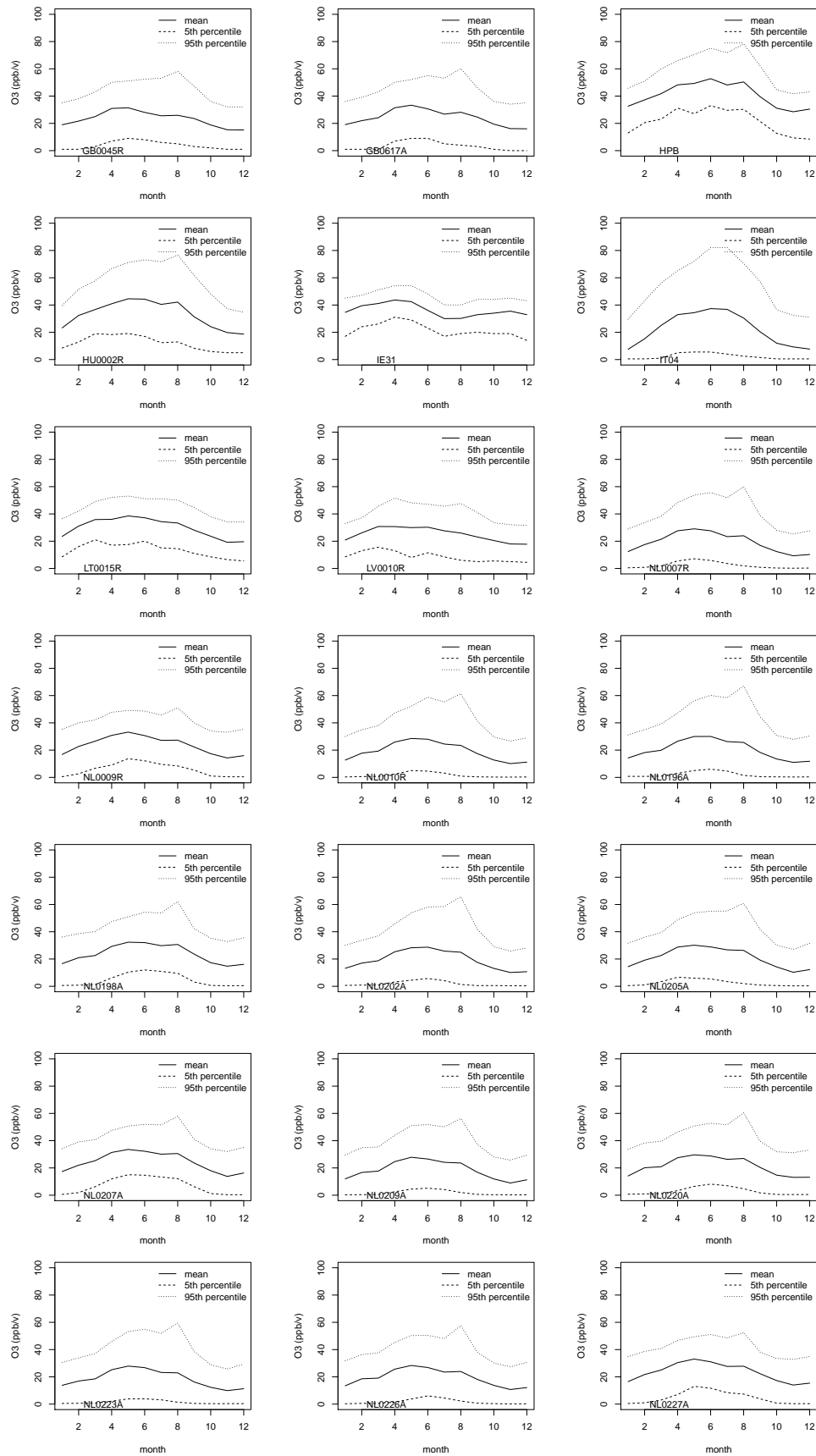


Figure A2: continued. Seasonal cycles of O₃ (ppbv) for the period 1996-2005 inclusive

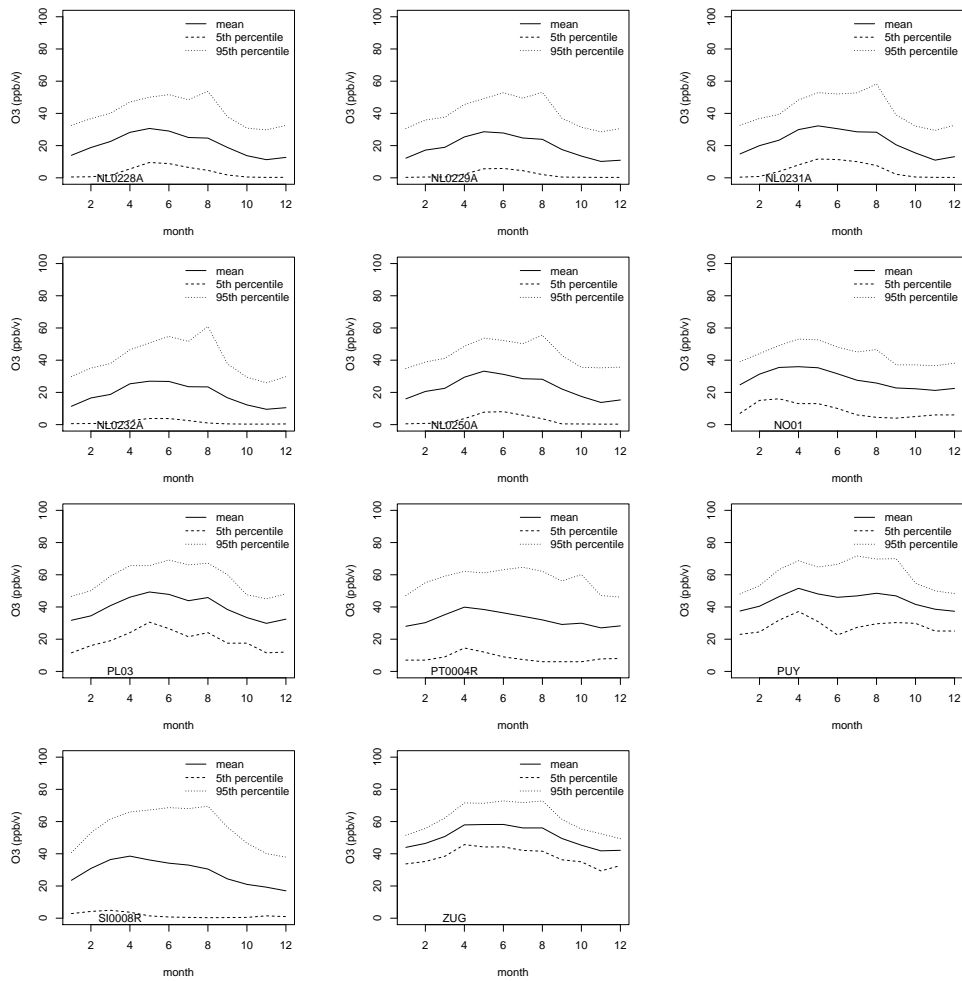


Figure A2: continued. Seasonal cycles of O₃ (ppbv) for the period 1996-2005 inclusive

Table A1: Characterisation and categorisation of monthly mean O₃ time series by loess smoothing. NT-no trend, P-positive trend, N-negative trend, I + D increasing then decreasing levels, D + I - decreasing then increasing levels, C - complex behaviour

NT	P	N	I + D	D + I	C
AT0002R BE0302A DE0674A NL0009R	AT0034R GB0045R	EE0011R	AT0058A	GB0039R	AT0134A
AT0004R BE0304A DE0679A NL0010R	AT0052A LT0015R	ES1222A	AT0064A		AT0180A
AT0005R BE0311A DE0685A NL0196A	AT0086A NL0229A	ES1437A	AT0124A		CH0019A
AT0044A BE0345A DE0686A NL0198A	AT0089A	ES1441A	AT0167A		CZ0055A
AT0054A CH0001R DE0687A NL0202A	AT0095A	HU0002R	BE0032R		DE0684A
AT0069A CH0002R DE0688A NL0205A	AT0096A	NO01	GB0036R		ES0007R
AT0073A CH0003R DE0732A NL0207A	AT0102A	SI0008R	GB0044R		ES1400A
AT0079A CH0004R DE0735A NL0209A	AT0105A	ZUG	PL03		GB0002R
AT0080A CH0005R DE0737A NL0220A	AT0108A				GB0006R
AT0094A CH0024A DE0738A NL0223A	AT0111A				GB0015R
AT0101A CH0033A DE0739A NL0226A	AT0121A				GB0037R
AT0103A CMN DE0754A NL0227A	AT0154A				LV0010R
AT0115A CZ0001R DE0844A NL0228A	AT0166A				PT0004R
AT0122A CZ0003R DE0874A NL0231A	AT0175A				PUY
AT0128A CZ0017A DE0907A NL0232A	BE0238A				
AT0141A CZ0030A DE0960A NL0250A	BE0294A				
AT0143A CZ0041A DE0996A	CZ0045A				
AT0146A CZ0049A ES14356	CZ0051A				
AT0149A CZ0057A FR08	CZ0062A				
AT0153A DE0003R GB0014R	DE0035R				
AT0162A DE0007R GB0033R	DE0556A				
AT0164A DE0008R GB0038R	DE0649A				
AT0176A DE0009R GB0617A	DE0680A				
BE0033R DE0422A HPB	DE0699A				
BE0035R DE0510A IE31	DE0719A				
BE0211A DE0514A IT04	GB0013R				
BE0298A DE0651A NL0007R	GB0031R				

Table A2: Quantification of trends (ppbv/yr and %/yr) in O₃ monthly mean 1996-2005. 95% confidence interval given in brackets. *** significant at 99.9% level, ** significant at 99.0% level, * significant at 95.0% level, + significant at 90.0% level. † high altitude sites (>1000 m). ‡ 2σ error. ◊ significant trends only

ID	Trend (ppbv/yr)	Sig.	p value	Trend (%/yr)	Sig.	p value
AT0002R	0.16 (-0.05 - 0.38)		0.125	0.73 (-0.06 - 1.60)	+	0.073
†AT0004R	0.19 (-0.03 - 0.42)	+	0.075	0.56 (-0.11 - 1.21)	+	0.074
†AT0005R	0.28 (0.00 - 0.54)	*	0.044	0.78 (0.03 - 1.66)	*	0.040
†AT0034R	0.38 (0.18 - 0.61)	***	<0.001	1.42 (0.57 - 2.47)	**	0.001
AT0044A	-0.03 (-0.27 - 0.18)		0.768	0.04 (-1.01 - 1.18)		0.949
AT0052A	0.36 (0.13 - 0.62)	**	0.004	1.74 (0.67 - 2.71)	**	0.002
AT0054A	0.19 (0.00 - 0.41)	*	0.035	0.50 (-0.11 - 1.37)		0.101
†AT0058A	0.15 (-0.03 - 0.33)	+	0.076	0.29 (-0.12 - 0.74)		0.110
†AT0064A	0.32 (0.10 - 0.57)	**	0.002	0.73 (0.21 - 1.28)	**	0.003
AT0069A	0.07 (-0.16 - 0.32)		0.496	0.34 (-0.38 - 1.18)		0.312
AT0073A	-0.02 (-0.26 - 0.19)		0.852	-0.11 (-0.81 - 0.58)		0.737
†AT0079A	0.16 (0.02 - 0.32)	*	0.026	0.34 (0.04 - 0.69)	*	0.033
AT0080A	0.23 (0.06 - 0.44)	*	0.011	2.61 (1.16 - 4.04)	***	<0.001
AT0086A	0.89 (0.64 - 1.16)	***	<0.001	4.83 (3.56 - 6.21)	***	<0.001
†AT0089A	0.17 (0.01 - 0.36)	*	0.042	0.34 (-0.06 - 0.84)	+	0.087
AT0094A	0.28 (-0.01 - 0.71)	+	0.072	0.74 (-0.21 - 2.01)	+	0.100
AT0095A	0.70 (0.51 - 0.92)	***	<0.001	3.51 (2.58 - 4.55)	***	<0.001
AT0096A	0.53 (0.23 - 0.84)	***	<0.001	2.04 (0.92 - 3.46)	***	<0.001
AT0101A	0.37 (0.17 - 0.58)	***	<0.001	2.04 (1.23 - 2.87)	***	<0.001
AT0102A	0.65 (0.44 - 0.85)	***	<0.001	2.90 (2.05 - 3.80)	***	<0.001
AT0103A	0.09 (-0.11 - 0.28)		0.404	0.39 (-0.38 - 1.14)		0.316
AT0105A	0.69 (0.44 - 0.92)	***	<0.001	2.68 (1.81 - 3.55)	***	<0.001
†AT0108A	0.37 (0.10 - 0.64)	**	0.004	0.96 (0.32 - 1.73)	**	0.002
AT0111A	0.41 (0.19 - 0.64)	**	0.001	1.54 (0.51 - 2.69)	**	0.003
AT0115A	0.10 (-0.11 - 0.33)		0.297	0.26 (-0.36 - 0.93)		0.414
AT0121A	0.38 (0.18 - 0.61)	***	<0.001	1.42 (0.57 - 2.47)	**	0.001
AT0122A	0.31 (0.06 - 0.54)	**	0.006	2.62 (0.69 - 4.39)	**	0.002
†AT0124A	0.04 (-0.18 - 0.27)		0.670	0.08 (-0.42 - 0.60)		0.754
AT0128A	0.13 (-0.09 - 0.39)		0.204	0.50 (-0.66 - 1.65)		0.320
AT0134A	0.82 (0.50 - 1.09)	***	<0.001	2.65 (1.72 - 3.60)	***	<0.001
AT0141A	0.32 (0.06 - 0.55)	**	0.007	2.03 (0.65 - 3.58)	**	0.002
AT0143A	0.28 (0.12 - 0.47)	***	<0.001	1.18 (-0.25 - 2.81)	+	0.095
†AT0146A	0.02 (-0.16 - 0.25)		0.810	0.06 (-0.60 - 0.74)		0.828
AT0149A	0.43 (0.26 - 0.62)	***	<0.001	1.75 (0.95 - 2.57)	***	<0.001
AT0153A	0.18 (-0.09 - 0.51)		0.181	0.65 (-0.26 - 1.68)		0.126
AT0154A	1.05 (0.73 - 1.36)	***	<0.001	2.88 (2.04 - 3.66)	***	<0.001
AT0162A	0.16 (-0.03 - 0.37)		0.123	1.54 (-0.29 - 2.96)	+	0.070
AT0164A	0.39 (0.16 - 0.62)	***	<0.001	3.35 (2.04 - 4.79)	***	<0.001
AT0166A	0.42 (0.25 - 0.63)	***	<0.001	2.55 (1.29 - 3.90)	***	<0.001
AT0167A	0.98 (0.62 - 1.38)	***	<0.001	2.25 (1.28 - 3.41)	***	<0.001
AT0175A	0.46 (0.17 - 0.75)	***	<0.001	1.49 (0.64 - 2.46)	***	<0.001
AT0176A	0.31 (0.11 - 0.53)	**	0.002	0.88 (0.36 - 1.46)	**	0.001

Table A2: continued. Quantification of trends (ppbv/yr and %/yr) in O₃ monthly mean 1996-2005. 95% confidence interval given in brackets. *** significant at 99.9% level, ** significant at 99.0% level, * significant at 95.0% level, + significant at 90.0% level. † high altitude sites (>1000 m). ‡ 2σ error. ◊ significant trends only

ID	Trend (ppbv/yr)	Sig.	p value	Trend (%/yr)	Sig.	p value
†AT0180A	-0.42 (-0.69 - -0.13)	**	0.001	-0.88 (-1.42 - -0.19)	**	0.006
BE0032R	0.29 (0.05 - 0.54)	*	0.017	1.46 (0.26 - 2.74)	*	0.017
BE0033R	-0.35 (-0.50 - -0.18)	***	<0.001	-3.18 (-4.63 - -1.86)	***	<0.001
BE0035R	0.26 (0.05 - 0.49)	*	0.013	1.55 (0.21 - 2.80)	*	0.023
BE0211A	0.07 (-0.14 - 0.27)		0.544	-0.71 (-2.31 - 0.71)		0.357
BE0238A	0.37 (0.22 - 0.56)	***	<0.001	1.95 (1.27 - 2.83)	***	<0.001
BE0294A	0.04 (-0.18 - 0.30)		0.771	0.47 (-0.88 - 1.72)		0.532
BE0298A	0.23 (0.00 - 0.45)	*	0.039	0.40 (-1.47 - 1.91)		0.706
BE0302A	0.28 (0.11 - 0.47)	**	0.004	1.46 (0.62 - 2.37)	**	0.001
BE0304A	0.35 (0.10 - 0.60)	**	0.005	1.60 (0.51 - 2.72)	**	0.004
BE0311A	0.01 (-0.16 - 0.20)		0.898	0.46 (-0.25 - 1.08)		0.249
BE0345A	-0.31 (-0.61 - -0.05)	*	0.016	-3.23 (-5.11 - -1.41)	***	<0.001
†CH0001R	0.11 (-0.02 - 0.23)	+	0.091	0.20 (-0.06 - 0.45)		0.124
CH0002R	0.33 (0.16 - 0.55)	***	<0.001	2.27 (1.29 - 3.54)	***	<0.001
CH0003R	0.16 (-0.03 - 0.38)	+	0.099	0.94 (-0.08 - 2.24)	+	0.075
†CH0004R	-0.01 (-0.19 - 0.17)		0.949	0.04 (-0.43 - 0.48)		0.852
†CH0005R	0.24 (0.04 - 0.46)	*	0.026	0.90 (0.33 - 1.59)	**	0.007
CH0019A	0.30 (-0.30 - 0.78)		0.165	1.05 (-0.88 - 2.46)		0.109
CH0024A	0.19 (0.00 - 0.41)	*	0.041	2.15 (0.84 - 3.96)	**	0.002
CH0033A	0.03 (-0.12 - 0.19)		0.715	2.54 (1.21 - 4.30)	**	0.001
†CMN	0.08 (-0.15 - 0.28)		0.460	0.10 (-0.31 - 0.47)		0.574
CZ0001R	-0.25 (-0.48 - -0.02)	*	0.031	-0.73 (-1.39 - 0.04)	*	0.036
CZ0003R	0.09 (-0.10 - 0.30)		0.284	0.43 (-0.27 - 1.20)		0.198
CZ0017A	-0.10 (-0.28 - 0.09)		0.271	-0.17 (-0.73 - 0.50)		0.647
CZ0030A	0.13 (-0.13 - 0.38)		0.295	0.42 (-0.63 - 1.39)		0.348
CZ0041A	0.40 (0.01 - 0.78)	*	0.034	1.38 (0.13 - 2.63)	*	0.030
CZ0045A	0.44 (0.22 - 0.68)	***	<0.001	1.60 (0.82 - 2.46)	***	<0.001
†CZ0049A	-0.06 (-0.27 - 0.13)		0.517	-0.12 (-0.67 - 0.42)		0.650
CZ0051A	0.37 (0.17 - 0.60)	***	<0.001	1.37 (0.68 - 2.24)	***	<0.001
†CZ0055A	-0.58 (-1.07 - -0.12)	**	0.005	-1.66 (-3.12 - -0.32)	**	0.004
CZ0057A	0.04 (-0.22 - 0.30)		0.734	0.09 (-0.76 - 0.86)		0.789
CZ0062A	0.53 (0.27 - 0.81)	***	<0.001	1.72 (0.88 - 2.66)	***	<0.001
†DE0003R	0.25 (0.01 - 0.44)	*	0.021	0.59 (0.02 - 1.11)	*	0.017
DE0007R	0.15 (-0.05 - 0.37)		0.202	0.52 (-0.52 - 1.57)		0.384
DE0008R	0.23 (-0.02 - 0.47)	*	0.047	0.88 (-0.02 - 1.68)	*	0.030
DE0009R	0.10 (-0.09 - 0.29)		0.314	0.60 (-0.26 - 1.34)		0.132
DE0035R	0.33 (0.08 - 0.59)	*	0.013	1.63 (0.57 - 2.74)	**	0.002
DE0422A	0.31 (0.14 - 0.51)	***	<0.001	1.66 (0.27 - 3.24)	*	0.013
DE0510A	0.13 (-0.06 - 0.36)		0.148	0.69 (-0.47 - 2.09)		0.211
DE0514A	0.10 (-0.07 - 0.27)		0.334	0.91 (-0.23 - 1.96)		0.125
DE0556A	0.51 (0.30 - 0.72)	***	<0.001	1.80 (1.18 - 2.65)	***	<0.001
DE0649A	0.43 (0.24 - 0.63)	***	<0.001	2.52 (1.58 - 3.38)	***	<0.001

Table A2: continued. Quantification of trends (ppbv/yr and %/yr) in O₃ monthly mean 1996-2005. 95% confidence interval given in brackets. *** significant at 99.9% level, ** significant at 99.0% level, * significant at 95.0% level, + significant at 90.0% level. † high altitude sites (>1000 m). ‡ 2σ error. ◊ significant trends only

ID	Trend (ppbv/yr)	Sig.	p value	Trend (%/yr)	Sig.	p value
DE0651A	0.29 (0.09 - 0.53)	*	0.011	1.30 (0.62 - 2.10)	**	0.001
DE0674A	0.09 (-0.06 - 0.33)		0.244	0.81 (0.03 - 1.65)	+	0.051
DE0679A	0.11 (-0.08 - 0.33)		0.247	0.70 (-0.17 - 1.52)	+	0.075
DE0680A	0.38 (0.20 - 0.61)	***	<0.001	1.96 (1.10 - 3.05)	***	<0.001
DE0684A	-0.46 (-0.84 - -0.06)	*	0.012	-1.03 (-2.03 - -0.08)	*	0.018
DE0685A	0.30 (0.14 - 0.54)	***	<0.001	1.60 (0.88 - 2.50)	***	<0.001
DE0686A	0.04 (-0.12 - 0.26)		0.552	0.27 (-0.46 - 0.99)		0.488
DE0687A	0.16 (-0.02 - 0.39)	+	0.070	0.74 (0.09 - 1.53)	*	0.014
DE0688A	0.16 (-0.05 - 0.39)		0.140	1.12 (0.26 - 2.17)	*	0.011
DE0699A	0.44 (0.19 - 0.71)	***	<0.001	1.88 (0.94 - 2.89)	***	<0.001
DE0719A	0.54 (0.31 - 0.80)	***	<0.001	2.44 (1.58 - 3.42)	***	<0.001
DE0732A	0.03 (-0.16 - 0.23)		0.806	0.49 (-0.36 - 1.43)		0.261
DE0735A	0.31 (0.13 - 0.51)	***	<0.001	1.45 (0.70 - 2.11)	***	<0.001
DE0737A	-0.15 (-0.32 - 0.05)		0.107	0.03 (-0.66 - 0.75)		0.949
DE0738A	0.25 (0.08 - 0.42)	**	0.003	1.79 (0.76 - 2.73)	***	<0.001
DE0739A	0.22 (0.01 - 0.43)	*	0.038	1.28 (0.48 - 2.13)	**	0.002
DE0754A	-0.06 (-0.25 - 0.16)		0.627	0.59 (-0.94 - 2.10)		0.441
DE0844A	0.11 (-0.06 - 0.25)		0.226	0.70 (-0.03 - 1.34)	+	0.067
DE0874A	0.23 (0.05 - 0.41)	**	0.009	2.16 (1.04 - 3.28)	***	<0.001
DE0907A	0.44 (0.16 - 0.72)	**	0.003	2.49 (1.07 - 3.89)	**	0.002
DE0960A	0.07 (-0.14 - 0.29)		0.525	0.15 (-0.77 - 1.09)		0.764
DE0996A	0.20 (0.01 - 0.40)	*	0.042	0.65 (0.08 - 1.26)	*	0.022
EE0011R	-0.38 (-0.57 - -0.17)	***	<0.001	-1.15 (-1.79 - -0.52)	***	<0.001
†ES0007R	-0.54 (-1.09 - -0.03)	*	0.017	-1.48 (-2.96 - -0.19)	*	0.010
ES1222A	-0.38 (-0.54 - -0.25)	***	<0.001	-2.55 (-3.85 - -1.58)	***	<0.001
ES1400A	-1.02 (-1.36 - -0.63)	***	<0.001	-3.27 (-4.49 - -2.17)	***	<0.001
†ES1435A	0.10 (-0.07 - 0.33)		0.263	0.22 (-0.28 - 0.74)		0.378
†ES1437A	-0.54 (-0.75 - -0.35)	***	<0.001	-1.39 (-1.88 - -0.94)	***	<0.001
†ES1441A	-0.19 (-0.37 - -0.03)	*	0.041	-0.45 (-0.89 - -0.06)	*	0.036
FR08	0.29 (-0.01 - 0.58)	*	0.036	0.95 (0.14 - 1.99)	*	0.024
GB0002R	-0.12 (-0.28 - 0.04)		0.198	-0.24 (-1.03 - 0.51)		0.540
GB0006R	0.26 (0.02 - 0.50)	*	0.015	1.72 (0.43 - 2.87)	**	0.002
GB0013R	0.18 (0.01 - 0.36)	+	0.071	0.70 (-0.06 - 1.43)	+	0.075
GB0014R	0.21 (0.01 - 0.40)	*	0.039	1.15 (0.29 - 1.94)	**	0.006
GB0015R	0.23 (0.04 - 0.44)	*	0.019	0.60 (0.02 - 1.27)	*	0.045
GB0031R	0.43 (0.21 - 0.67)	***	<0.001	1.59 (0.81 - 2.46)	***	<0.001
GB0033R	0.07 (-0.09 - 0.24)		0.404	0.48 (-0.19 - 1.24)		0.132
GB0036R	0.21 (-0.01 - 0.49)	+	0.060	1.52 (0.39 - 2.84)	**	0.009
GB0037R	0.14 (-0.14 - 0.40)		0.314	0.90 (-0.20 - 1.89)		0.101
GB0038R	0.20 (0.00 - 0.42)	+	0.078	0.95 (0.11 - 1.89)	*	0.044
GB0039R	0.30 (0.07 - 0.49)	**	0.006	1.41 (0.45 - 2.40)	**	0.005
GB0044R	-0.07 (-0.23 - 0.14)		0.453	-0.07 (-0.82 - 0.88)		0.881

Table A2: continued. Quantification of trends (ppbv/yr and %/yr) in O₃ monthly mean 1996-2005. 95% confidence interval given in brackets. *** significant at 99.9% level, ** significant at 99.0% level, * significant at 95.0% level, + significant at 90.0% level. † high altitude sites (>1000 m). ‡ 2σ error. ◊ significant trends only

ID	Trend (ppbv/yr)	Sig.	p value	Trend (%/yr)	Sig	p value
GB0045R	0.65 (0.46 - 0.86)	***	<0.001	3.67 (2.54 - 5.06)	***	<0.001
GB0617A	0.00 (-0.18 - 0.18)		0.962	0.35 (-0.69 - 1.28)		0.552
HPB	0.16 (-0.04 - 0.34)	+	0.085	0.44 (-0.14 - 1.01)		0.101
HU0002R	-1.28 (-1.64 - -0.87)	***	<0.001	-4.11 (-5.46 - -2.89)	***	<0.001
IE31	0.09 (-0.08 - 0.33)		0.251	0.32 (-0.22 - 1.08)		0.247
IT04	0.23 (-0.04 - 0.51)	+	0.080	6.05 (3.94 - 8.74)	***	<0.001
LT0015R	0.31 (0.13 - 0.50)	**	0.001	1.14 (0.41 - 1.76)	**	0.004
LV0010R	-0.33 (-0.53 - -0.16)	**	0.003	-1.92 (-2.84 - -1.04)	***	<0.001
NL0007R	0.12 (-0.05 - 0.29)		0.209	0.70 (-0.45 - 1.86)		0.244
NL0009R	0.32 (0.09 - 0.52)	**	0.002	1.52 (0.50 - 2.71)	**	0.004
NL0010R	0.20 (0.03 - 0.37)	*	0.024	0.08 (-1.35 - 1.43)		0.895
NL0196A	0.06 (-0.13 - 0.26)		0.534	-0.24 (-1.52 - 1.28)		0.766
NL0198A	0.13 (-0.06 - 0.33)		0.172	0.90 (-0.36 - 2.08)		0.120
NL0202A	0.25 (0.04 - 0.47)	*	0.021	1.90 (0.23 - 3.46)	*	0.019
NL0205A	0.22 (0.01 - 0.43)	*	0.033	0.76 (-0.50 - 1.75)		0.217
NL0207A	0.20 (-0.04 - 0.41)	+	0.074	1.18 (0.24 - 2.21)	*	0.013
NL0209A	0.21 (0.01 - 0.44)	*	0.043	2.02 (0.43 - 4.03)	*	0.015
NL0220A	0.02 (-0.14 - 0.24)		0.828	0.36 (-0.76 - 1.59)		0.543
NL0223A	0.08 (-0.08 - 0.26)		0.400	1.33 (0.29 - 2.70)	*	0.043
NL0226A	0.08 (-0.06 - 0.24)		0.250	0.04 (-1.44 - 1.31)		0.924
NL0227A	0.05 (-0.13 - 0.27)		0.640	0.47 (-0.75 - 1.75)		0.451
NL0228A	0.22 (0.05 - 0.42)	*	0.013	1.05 (0.02 - 2.18)	+	0.057
NL0229A	0.45 (0.27 - 0.65)	***	<0.001	3.56 (2.21 - 4.93)	***	<0.001
NL0231A	0.09 (-0.18 - 0.35)		0.503	0.97 (-0.42 - 2.22)		0.120
NL0232A	0.05 (-0.12 - 0.26)		0.608	0.01 (-1.40 - 1.57)		0.993
NL0250A	0.15 (-0.07 - 0.40)		0.183	0.72 (-0.69 - 2.24)		0.396
NO01	-0.16 (-0.31 - -0.03)	*	0.022	-0.87 (-1.50 - -0.32)	**	0.001
†PL03	-0.43 (-0.78 - -0.12)	**	0.003	-1.38 (-2.44 - -0.42)	**	0.003
PT0004R	0.32 (-0.39 - 0.96)		0.263	0.30 (-2.04 - 2.86)		0.750
†PUY	0.03 (-0.21 - 0.28)		0.821	0.16 (-0.40 - 0.75)		0.577
SI0008R	-0.24 (-0.48 - 0.03)	*	0.045	-2.22 (-3.55 - -0.64)	**	0.001
†ZUG	-0.29 (-0.41 - -0.17)	***	<0.001	-0.57 (-0.83 - -0.28)	***	<0.001
European average [†]	0.16 ± 0.02 ppbv/yr			0.83 ± 0.08 %/yr		
Range [◊]	-1.28 to 1.05 ppbv/yr			-4.12 to 6.05 %/yr		

Table A3: Quantification of trends (ppbv/yr and %/yr) in O₃ monthly 5th percentiles 1996-2005. 95% confidence interval given in brackets. *** significant at 99.9% level, ** significant at 99.0% level, * significant at 95.0% level, + significant at 90.0% level. † high altitude sites (>1000 m). ‡ 2σ error. ◊ significant trends only

ID	Trend (ppbv/yr)	Sig.	p value	Trend (%/yr)	Sig.	p value
AT0002R	0.09 (-0.05 - 0.25)		0.212	1.75 (0.16 - 3.67)	*	0.017
†AT0004R	0.33 (0.03 - 0.65)	*	0.038	1.44 (-0.26 - 3.25)	+	0.090
†AT0005R	0.31 (0.06 - 0.60)	*	0.019	1.58 (0.38 - 3.09)	*	0.019
†AT0034R	0.47 (0.22 - 0.72)	***	<0.001	3.88 (1.49 - 6.16)	***	<0.001
AT0044A	0.02 (-0.11 - 0.13)		0.779	1.10 (-1.25 - 3.50)		0.381
AT0052A	0.43 (0.13 - 0.69)	***	<0.001	4.87 (2.43 - 7.40)	***	<0.001
AT0054A	0.20 (-0.05 - 0.46)	+	0.088	0.93 (-0.49 - 2.29)		0.162
†AT0058A	0.03 (-0.22 - 0.27)		0.782	0.06 (-0.64 - 0.86)		0.852
†AT0064A	0.33 (0.02 - 0.63)	*	0.029	0.74 (-0.11 - 1.74)	+	0.082
AT0069A	0.17 (-0.03 - 0.38)	+	0.095	1.01 (-0.44 - 2.89)		0.206
AT0073A	-0.06 (-0.32 - 0.25)		0.666	-0.48 (-1.88 - 0.96)		0.493
†AT0079A	0.06 (-0.12 - 0.25)		0.490	0.15 (-0.33 - 0.61)		0.528
AT0080A	0.03 (0.00 - 0.07)	***	<0.001	0.79 (0.14 - 2.79)	***	<0.001
AT0086A	0.59 (0.40 - 0.83)	***	<0.001	7.05 (5.01 - 9.09)	***	<0.001
†AT0089A	0.14 (-0.14 - 0.45)		0.341	0.41 (-0.44 - 1.34)		0.369
AT0094A	0.34 (0.01 - 0.74)	*	0.044	2.40 (-0.04 - 5.35)	*	0.033
AT0095A	0.45 (0.29 - 0.64)	***	<0.001	6.08 (4.03 - 8.12)	***	<0.001
AT0096A	0.54 (0.34 - 0.73)	***	<0.001	4.44 (2.63 - 6.78)	***	<0.001
AT0101A	0.50 (0.30 - 0.70)	***	<0.001	5.49 (3.58 - 7.73)	***	<0.001
AT0102A	0.49 (0.33 - 0.71)	***	<0.001	5.01 (3.20 - 7.39)	***	<0.001
AT0103A	0.18 (0.01 - 0.34)	*	0.023	1.82 (-0.07 - 3.75)	+	0.053
AT0105A	0.73 (0.53 - 0.94)	***	<0.001	4.89 (3.34 - 6.80)	***	<0.001
†AT0108A	0.50 (0.19 - 0.80)	***	<0.001	1.76 (0.64 - 2.90)	***	<0.001
AT0111A	0.29 (0.16 - 0.44)	***	<0.001	2.36 (0.62 - 3.94)	**	0.007
AT0115A	0.25 (-0.05 - 0.54)	+	0.057	0.86 (-0.68 - 2.36)		0.211
AT0121A	0.47 (0.22 - 0.72)	***	<0.001	3.88 (1.49 - 6.16)	***	<0.001
AT0122A	0.16 (0.06 - 0.28)	***	<0.001	4.16 (0.73 - 7.36)	*	0.011
†AT0124A	-0.04 (-0.30 - 0.23)		0.775	-0.04 (-0.75 - 0.69)		0.931
AT0128A	0.02 (-0.11 - 0.14)		0.765	1.81 (-0.49 - 4.44)		0.121
AT0134A	0.67 (0.40 - 0.98)	***	<0.001	3.72 (2.08 - 5.47)	***	<0.001
AT0141A	0.14 (0.02 - 0.26)	*	0.013	2.93 (-0.63 - 6.27)	+	0.054
AT0143A	0.00 (-0.06 - 0.09)		0.764	-0.01 (-4.36 - 4.03)		0.987
†AT0146A	-0.05 (-0.32 - 0.29)		0.751	-0.57 (-2.14 - 1.00)		0.396
AT0149A	0.44 (0.27 - 0.60)	***	<0.001	3.40 (1.86 - 4.95)	***	<0.001
AT0153A	0.28 (0.00 - 0.57)	*	0.040	1.14 (-0.10 - 2.74)	+	0.065
AT0154A	0.98 (0.69 - 1.26)	***	<0.001	4.31 (3.15 - 5.68)	***	<0.001
AT0162A	0.13 (0.03 - 0.21)	**	0.002	3.39 (-0.58 - 6.97)	+	0.070
AT0164A	0.26 (0.19 - 0.37)	***	<0.001	9.07 (6.59 - 11.83)	***	<0.001
AT0166A	0.27 (0.12 - 0.44)	***	<0.001	4.94 (1.82 - 8.40)	**	0.002
AT0167A	0.98 (0.57 - 1.35)	***	<0.001	3.50 (1.68 - 5.22)	***	<0.001
AT0175A	0.46 (0.20 - 0.77)	***	<0.001	2.61 (1.22 - 4.09)	***	<0.001
AT0176A	0.41 (0.18 - 0.63)	***	<0.001	1.76 (0.86 - 3.06)	***	<0.001

Table A3: continued. Quantification of trends (ppbv/yr and %/yr) in O₃ monthly 5th percentiles 1996-2005. 95% confidence interval given in brackets. *** significant at 99.9% level, ** significant at 99.0% level, * significant at 95.0% level, + significant at 90.0% level. † high altitude sites (>1000 m). ‡ 2σ error. ◊ significant trends only

ID	Trend (ppbv/yr)	Sig.	p value	Trend (%/yr)	Sig.	p value
†AT0180A	-0.53 (-0.79 - -0.22)	**	0.002	-1.53 (-2.31 - -0.64)	**	0.004
BE0032R	0.12 (-0.01 - 0.25)	+	0.085	2.50 (-0.10 - 5.14)	+	0.061
BE0033R	-0.09 (-0.19 - 0.00)	*	0.037	-6.32 (-10.53 - -2.54)	***	<0.001
BE0035R	0.00 (-0.05 - 0.05)		0.892	0.30 (-1.99 - 3.06)		0.522
BE0211A	-0.05 (-0.10 - 0.00)	*	0.040	-4.51 (-7.24 - -1.87)	**	0.003
BE0238A	0.41 (0.27 - 0.57)	***	<0.001	5.05 (2.98 - 6.97)	***	<0.001
BE0294A	-0.01 (-0.10 - 0.08)		0.854	-1.84 (-5.20 - 0.96)		0.279
BE0298A	-0.04 (-0.08 - -0.01)	*	0.012	-2.90 (-6.02 - -0.57)	*	0.010
BE0302A	0.12 (0.01 - 0.24)	*	0.027	3.18 (0.84 - 5.67)	**	0.005
BE0304A	0.19 (0.04 - 0.35)	*	0.011	2.43 (-0.28 - 4.83)	+	0.054
BE0311A	0.06 (-0.15 - 0.25)		0.637	0.61 (-0.68 - 2.08)		0.479
BE0345A	-0.06 (-0.15 - 0.00)		0.110	-5.74 (-10.18 - -1.09)	**	0.004
†CH0001R	-0.01 (-0.20 - 0.18)		0.906	-0.01 (-0.52 - 0.48)		0.960
CH0002R	0.37 (0.23 - 0.49)	***	<0.001	7.21 (5.11 - 9.56)	***	<0.001
CH0003R	0.16 (0.06 - 0.26)	**	0.002	2.98 (0.78 - 5.06)	**	0.006
†CH0004R	0.12 (-0.08 - 0.35)		0.280	0.58 (-0.27 - 1.63)		0.212
†CH0005R	0.53 (0.25 - 0.87)	***	<0.001	2.69 (1.30 - 4.61)	***	<0.001
CH0019A	0.44 (0.01 - 0.92)	*	0.021	2.73 (-1.31 - 5.89)	+	0.068
CH0024A	0.09 (0.04 - 0.15)	***	<0.001	4.88 (2.42 - 8.05)	***	<0.001
CH0033A	0.07 (0.04 - 0.12)	***	<0.001	8.45 (5.16 - 12.38)	***	<0.001
†CMN	0.02 (-0.18 - 0.22)		0.849	0.00 (-0.55 - 0.48)		0.975
CZ0001R	-0.09 (-0.33 - 0.14)		0.511	-0.34 (-1.55 - 0.88)		0.561
CZ0003R	0.18 (-0.01 - 0.38)	+	0.060	1.56 (0.08 - 2.92)	*	0.024
CZ0017A	-0.04 (-0.31 - 0.24)		0.739	-0.22 (-1.58 - 1.18)		0.736
CZ0030A	-0.09 (-0.36 - 0.17)		0.406	-0.03 (-2.11 - 2.37)		0.967
CZ0041A	0.18 (-0.11 - 0.49)		0.193	2.06 (0.14 - 3.97)	*	0.033
CZ0045A	0.43 (0.21 - 0.70)	***	<0.001	2.76 (1.23 - 4.52)	***	<0.001
†CZ0049A	0.07 (-0.16 - 0.33)		0.574	0.17 (-0.93 - 1.48)		0.700
CZ0051A	0.57 (0.34 - 0.82)	***	<0.001	2.74 (1.54 - 4.14)	***	<0.001
†CZ0055A	-0.64 (-1.06 - -0.22)	**	0.001	-3.06 (-4.97 - -1.18)	***	0.001
CZ0057A	0.10 (-0.16 - 0.38)		0.401	0.82 (-0.72 - 2.32)		0.257
CZ0062A	0.39 (0.16 - 0.62)	***	<0.001	2.59 (1.06 - 4.22)	***	<0.001
†DE0003R	0.15 (-0.12 - 0.37)		0.264	0.30 (-0.72 - 1.26)		0.565
DE0007R	-0.06 (-0.20 - 0.08)		0.348	-0.37 (-3.35 - 2.56)		0.835
DE0008R	0.24 (-0.01 - 0.48)	*	0.033	1.32 (-0.02 - 2.85)	*	0.033
DE0009R	0.11 (-0.06 - 0.29)		0.178	1.10 (-0.18 - 3.06)		0.101
DE0035R	0.27 (0.03 - 0.50)	*	0.027	2.31 (0.42 - 4.78)	*	0.016
DE0422A	0.00 (0.00 - 0.00)		0.445	-0.67 (-0.72 - -0.42)	***	<0.001
DE0510A	0.01 (-0.01 - 0.08)		0.772	0.10 (-0.70 - 1.61)		0.796
DE0514A	0.00 (-0.03 - 0.02)		0.391	-0.03 (-0.59 - 0.64)		0.608
DE0556A	0.38 (0.19 - 0.60)	***	<0.001	2.78 (1.17 - 5.19)	***	<0.001
DE0649A	0.18 (0.10 - 0.31)	***	<0.001	4.40 (2.77 - 6.02)	***	<0.001

Table A3: continued. Quantification of trends (ppbv/yr and %/yr) in O₃ monthly 5th percentiles 1996-2005. 95% confidence interval given in brackets. *** significant at 99.9% level, ** significant at 99.0% level, * significant at 95.0% level, + significant at 90.0% level. † high altitude sites (>1000 m). ‡ 2σ error. ◊ significant trends only

ID	Trend (ppbv/yr)	Sig.	p value	Trend (%/yr)	Sig.	p value
DE0651A	0.25 (0.07 - 0.44)	**	0.009	2.43 (0.74 - 4.21)	**	0.004
DE0674A	0.31 (0.09 - 0.51)	**	0.002	2.70 (0.98 - 4.64)	**	0.002
DE0679A	0.18 (-0.03 - 0.45)	+	0.091	1.94 (0.16 - 3.90)	*	0.022
DE0680A	0.41 (0.27 - 0.56)	***	<0.001	3.70 (2.05 - 5.54)	***	<0.001
DE0684A	-0.34 (-0.73 - 0.05)	+	0.053	-1.50 (-2.94 - 0.36)	+	0.072
DE0685A	0.34 (0.19 - 0.53)	***	<0.001	4.20 (2.59 - 6.33)	***	<0.001
DE0686A	0.11 (-0.10 - 0.30)		0.235	0.46 (-0.96 - 2.49)		0.474
DE0687A	0.25 (0.04 - 0.48)	*	0.013	1.91 (0.51 - 3.82)	**	0.007
DE0688A	0.34 (0.15 - 0.52)	***	<0.001	4.48 (2.41 - 6.82)	***	<0.001
DE0699A	0.35 (0.15 - 0.57)	***	<0.001	6.02 (3.66 - 8.51)	***	<0.001
DE0719A	0.45 (0.29 - 0.66)	***	<0.001	4.05 (2.39 - 6.18)	***	<0.001
DE0732A	-0.02 (-0.21 - 0.12)		0.703	0.45 (-0.90 - 2.19)		0.531
DE0735A	0.33 (0.15 - 0.51)	***	<0.001	3.62 (1.98 - 5.51)	***	<0.001
DE0737A	0.19 (-0.05 - 0.42)	+	0.078	1.43 (-0.15 - 3.28)	*	0.049
DE0738A	0.10 (0.04 - 0.15)	***	<0.001	3.67 (1.64 - 5.62)	***	<0.001
DE0739A	0.32 (0.11 - 0.53)	**	0.001	2.32 (0.29 - 4.58)	*	0.016
DE0754A	0.00 (-0.06 - 0.03)		0.799	-0.43 (-5.03 - 1.81)		0.543
DE0844A	0.07 (0.00 - 0.17)	*	0.047	0.48 (0.02 - 1.47)	*	0.026
DE0874A	0.00 (0.00 - 0.01)	***	<0.001	0.00 (0.00 - 0.00)	*	0.017
DE0907A	0.01 (0.00 - 0.09)		0.193	0.67 (0.01 - 2.28)	*	0.013
DE0960A	0.00 (-0.18 - 0.19)		0.943	-0.04 (-1.68 - 1.88)		0.965
DE0996A	0.26 (0.12 - 0.42)	**	0.004	1.51 (0.75 - 2.40)	***	<0.001
EE0011R	-0.38 (-0.62 - -0.10)	**	0.004	-1.54 (-2.69 - -0.10)	*	0.014
†ES0007R	-0.62 (-1.16 - -0.14)	**	0.007	-2.39 (-4.47 - -0.54)	**	0.005
ES1222A	-0.11 (-0.18 - -0.05)	**	0.007	-4.88 (-7.44 - -2.83)	***	<0.001
ES1400A	-0.69 (-0.98 - -0.38)	***	<0.001	-5.14 (-7.61 - -2.94)	***	<0.001
†ES1435A	0.11 (-0.14 - 0.32)		0.345	0.43 (-0.67 - 1.27)		0.370
†ES1437A	-0.49 (-0.72 - -0.20)	***	0.001	-1.70 (-2.51 - -0.76)	***	<0.001
†ES1441A	-0.11 (-0.37 - 0.14)		0.421	-0.37 (-1.25 - 0.30)		0.310
FR08	0.27 (-0.07 - 0.62)	+	0.085	1.45 (-0.44 - 3.73)	+	0.099
GB0002R	0.04 (-0.07 - 0.19)		0.407	0.87 (-1.04 - 2.98)		0.329
GB0006R	0.26 (0.11 - 0.40)	***	<0.001	6.92 (3.19 - 10.08)	***	<0.001
GB0013R	0.22 (-0.01 - 0.45)	+	0.060	1.54 (-0.16 - 3.45)		0.102
GB0014R	0.32 (0.17 - 0.50)	***	<0.001	3.34 (1.74 - 5.55)	***	<0.001
GB0015R	0.08 (-0.13 - 0.36)		0.427	0.38 (-0.68 - 1.62)		0.451
GB0031R	0.53 (0.16 - 0.86)	**	0.003	3.27 (1.04 - 5.55)	**	0.002
GB0033R	0.17 (-0.05 - 0.43)		0.174	1.86 (0.00 - 3.89)	+	0.082
GB0036R	0.24 (0.07 - 0.44)	**	0.003	2.86 (0.30 - 5.54)	*	0.024
GB0037R	0.26 (0.03 - 0.46)	*	0.024	2.50 (0.62 - 4.89)	*	0.010
GB0038R	0.13 (-0.03 - 0.30)	+	0.100	1.54 (-0.27 - 3.36)		0.105
GB0039R	0.25 (0.10 - 0.40)	**	0.002	4.35 (2.21 - 7.14)	***	<0.001
GB0044R	0.15 (-0.04 - 0.33)		0.106	1.30 (-0.57 - 3.22)		0.187

Table A3: continued. Quantification of trends (ppbv/yr and %/yr) in O₃ monthly 5th percentiles 1996-2005. 95% confidence interval given in brackets. *** significant at 99.9% level, ** significant at 99.0% level, * significant at 95.0% level, + significant at 90.0% level. † high altitude sites (>1000 m). ‡ 2σ error. ◊ significant trends only

ID	Trend (ppbv/yr)	Sig.	p value	Trend (%/yr)	Sig.	p value
GB0045R	0.38 (0.26 - 0.50)	***	<0.001	10.64 (7.67 - 13.97)	***	<0.001
GB0617A	0.04 (-0.02 - 0.14)		0.206	1.63 (0.04 - 4.53)	+	0.053
HPB	0.16 (-0.09 - 0.41)		0.201	1.01 (-0.21 - 2.28)	+	0.077
HU0002R	-0.70 (-1.00 - -0.39)	***	<0.001	-4.87 (-6.93 - -2.74)	***	<0.001
IE31	0.19 (-0.16 - 0.56)		0.228	0.48 (-0.93 - 2.35)		0.457
IT04	0.67 (0.52 - 0.80)	***	<0.001	20.02 (16.91 - 23.46)	***	<0.001
LT0015R	0.36 (0.05 - 0.65)	*	0.023	2.40 (-0.08 - 4.57)	+	0.053
LV0010R	-0.45 (-0.59 - -0.29)	***	<0.001	-5.31 (-7.71 - -3.29)	***	<0.001
NL0007R	0.02 (-0.04 - 0.09)		0.571	-0.68 (-4.44 - 2.93)		0.660
NL0009R	0.08 (0.02 - 0.19)	*	0.022	2.92 (1.08 - 4.90)	**	0.004
NL0010R	-0.01 (-0.05 - 0.04)		0.468	-2.39 (-5.94 - 0.63)	+	0.086
NL0196A	-0.03 (-0.08 - 0.00)	+	0.062	-4.83 (-8.63 - -0.63)	*	0.017
NL0198A	0.00 (-0.06 - 0.08)		0.894	-0.27 (-3.19 - 2.81)		0.848
NL0202A	0.04 (-0.01 - 0.09)		0.117	1.85 (-2.20 - 5.83)		0.347
NL0205A	-0.05 (-0.13 - 0.03)		0.223	-2.76 (-6.51 - 0.74)		0.108
NL0207A	0.15 (0.03 - 0.29)	**	0.008	2.19 (0.18 - 4.83)	+	0.052
NL0209A	0.03 (-0.03 - 0.11)		0.345	3.13 (-2.44 - 8.79)		0.197
NL0220A	0.03 (-0.02 - 0.11)		0.198	0.98 (-1.80 - 4.14)		0.508
NL0223A	0.09 (0.04 - 0.15)	**	0.001	6.16 (2.87 - 9.35)	**	0.002
NL0226A	-0.03 (-0.07 - 0.01)		0.197	-3.94 (-8.38 - 0.25)	+	0.093
NL0227A	0.00 (-0.06 - 0.11)		0.895	-2.50 (-5.76 - 1.06)		0.165
NL0228A	0.03 (-0.02 - 0.09)		0.249	0.92 (-2.04 - 4.24)		0.465
NL0229A	0.04 (0.01 - 0.10)	*	0.013	4.28 (0.73 - 7.71)	*	0.012
NL0231A	0.03 (-0.05 - 0.15)		0.432	0.85 (-3.03 - 4.48)		0.610
NL0232A	-0.02 (-0.04 - 0.01)		0.199	-2.79 (-5.26 - 0.10)	+	0.066
NL0250A	-0.06 (-0.12 - -0.01)	*	0.023	-3.65 (-6.48 - 0.28)	+	0.059
NO01	-0.26 (-0.42 - -0.07)	**	0.003	-3.33 (-5.42 - -1.04)	**	0.002
†PL03	-0.88 (-1.51 - -0.37)	***	<0.001	-4.11 (-7.53 - -1.40)	**	0.002
PT0004R	-0.39 (-0.93 - 0.08)	*	0.042	-3.82 (-9.33 - 1.70)	+	0.084
†PUY	0.13 (-0.18 - 0.46)		0.435	0.43 (-0.51 - 1.51)		0.374
SI0008R	-0.05 (-0.09 - 0.02)		0.116	-4.90 (-8.75 - -0.75)	*	0.011
†ZUG	-0.34 (-0.55 - -0.15)	**	0.003	-0.90 (-1.39 - -0.43)	**	0.002
European average [†]	0.13 ± 0.02 ppbv/yr			1.40 ± 0.19 %/yr		
Range [◊]	-0.88 to 0.98 ppbv/yr			-6.32 to 20.02 %/yr		

Table A4: Quantification of trends (ppbv/yr and %/yr) in O₃ monthly 95th percentiles 1996-2005. 95% confidence interval given in brackets. *** significant at 99.9% level, ** significant at 99.0% level, * significant at 95.0% level, + significant at 90.0% level. † high altitude sites (>1000 m). ‡ 2σ error. ◊ significant trends only

ID	Trend (ppbv/yr)	Sig.	p value	Trend (%/yr)	Sig.	p value
AT0002R	0.23 (-0.02 - 0.49)	+	0.074	0.50 (-0.06 - 1.00)	+	0.075
†AT0004R	0.25 (-0.01 - 0.55)	*	0.046	0.44 (-0.04 - 0.99)	+	0.058
†AT0005R	0.35 (0.07 - 0.62)	*	0.021	0.69 (0.15 - 1.18)	*	0.018
†AT0034R	0.45 (0.20 - 0.69)	***	<0.001	0.91 (0.41 - 1.47)	***	<0.001
AT0044A	-0.06 (-0.40 - 0.30)		0.810	-0.16 (-0.92 - 0.75)		0.686
AT0052A	0.31 (-0.03 - 0.66)	+	0.093	0.59 (-0.04 - 1.25)	+	0.089
AT0054A	0.25 (0.01 - 0.53)	*	0.046	0.41 (-0.05 - 1.01)	+	0.083
†AT0058A	0.19 (-0.04 - 0.48)	+	0.070	0.37 (-0.05 - 0.84)	+	0.061
†AT0064A	0.25 (0.02 - 0.50)	*	0.033	0.44 (-0.03 - 0.93)	+	0.060
AT0069A	0.22 (-0.07 - 0.50)		0.132	0.40 (-0.14 - 0.94)		0.148
AT0073A	0.00 (-0.29 - 0.29)		0.971	-0.12 (-0.67 - 0.36)		0.686
†AT0079A	0.22 (0.00 - 0.40)	*	0.031	0.36 (-0.01 - 0.66)	*	0.031
AT0080A	0.11 (-0.29 - 0.44)		0.537	0.19 (-0.76 - 0.98)		0.651
AT0086A	0.79 (0.39 - 1.17)	***	<0.001	1.75 (1.00 - 2.71)	***	<0.001
†AT0089A	0.19 (0.01 - 0.43)	*	0.030	0.49 (0.12 - 0.88)	**	0.007
AT0094A	0.21 (-0.15 - 0.68)		0.264	0.36 (-0.35 - 1.19)		0.316
AT0095A	0.75 (0.44 - 1.08)	***	<0.001	1.77 (1.10 - 2.47)	***	<0.001
AT0096A	0.56 (0.21 - 0.96)	**	0.003	1.12 (0.41 - 1.89)	**	0.004
AT0101A	0.32 (0.02 - 0.62)	*	0.035	0.63 (0.07 - 1.23)	*	0.032
AT0102A	0.63 (0.31 - 0.93)	***	<0.001	1.24 (0.52 - 2.00)	**	0.002
AT0103A	-0.01 (-0.30 - 0.30)		0.935	-0.03 (-0.59 - 0.62)		0.921
AT0105A	0.64 (0.31 - 1.01)	***	<0.001	1.28 (0.52 - 1.98)	***	<0.001
†AT0108A	0.33 (-0.04 - 0.70)	+	0.053	0.57 (-0.09 - 1.19)	*	0.046
AT0111A	0.68 (0.32 - 1.02)	***	<0.001	1.44 (0.56 - 2.24)	**	0.001
AT0115A	0.18 (-0.13 - 0.50)		0.198	0.35 (-0.26 - 0.99)		0.196
AT0121A	0.45 (0.20 - 0.69)	***	<0.001	0.91 (0.41 - 1.47)	***	<0.001
AT0122A	0.31 (-0.11 - 0.73)		0.127	0.59 (-0.47 - 1.50)		0.231
†AT0124A	-0.02 (-0.30 - 0.34)		0.881	-0.01 (-0.53 - 0.60)		0.967
AT0128A	0.31 (-0.07 - 0.66)	+	0.094	0.65 (-0.12 - 1.50)	+	0.078
AT0134A	0.76 (0.43 - 1.18)	***	<0.001	1.55 (0.87 - 2.38)	***	<0.001
AT0141A	0.33 (0.10 - 0.59)	*	0.010	0.69 (0.17 - 1.31)	*	0.012
AT0143A	0.52 (0.21 - 0.82)	***	<0.001	1.31 (0.52 - 2.18)	***	<0.001
†AT0146A	0.14 (-0.07 - 0.36)		0.157	0.28 (-0.17 - 0.72)		0.181
AT0149A	0.56 (0.30 - 0.81)	***	<0.001	1.18 (0.67 - 1.68)	***	<0.001
AT0153A	0.13 (-0.20 - 0.51)		0.457	0.27 (-0.37 - 1.00)		0.430
AT0154A	1.16 (0.79 - 1.52)	***	<0.001	2.06 (1.39 - 2.74)	***	<0.001
AT0162A	0.24 (-0.07 - 0.56)	+	0.097	0.52 (-0.21 - 1.29)		0.144
AT0164A	0.45 (0.01 - 0.85)	*	0.018	0.82 (0.08 - 1.57)	*	0.012
AT0166A	0.73 (0.48 - 1.02)	***	<0.001	1.61 (0.94 - 2.34)	***	<0.001
AT0167A	1.21 (0.79 - 1.67)	***	<0.001	2.04 (1.30 - 2.94)	***	<0.001
AT0175A	0.41 (0.05 - 0.79)	*	0.012	0.74 (0.06 - 1.35)	*	0.019
AT0176A	0.48 (0.17 - 0.76)	**	0.002	0.81 (0.24 - 1.37)	**	0.004

Table A4: continued. Quantification of trends (ppbv/yr and %/yr) in O₃ monthly 95th percentiles 1996-2005. 95% confidence interval given in brackets. *** significant at 99.9% level, ** significant at 99.0% level, * significant at 95.0% level, + significant at 90.0% level. † high altitude sites (>1000 m). ‡ 2σ error. ◊ significant trends only

ID	Trend (ppbv/yr)	Sig.	p value	Trend (%/yr)	Sig.	p value
†AT0180A	-0.37 (-0.71 - 0.06)	*	0.031	-0.62 (-1.23 - 0.10)	*	0.025
BE0032R	0.29 (-0.08 - 0.69)		0.124	0.66 (-0.15 - 1.53)	+	0.098
BE0033R	-0.28 (-0.56 - 0.01)	*	0.031	-0.72 (-1.36 - -0.07)	*	0.023
BE0035R	0.21 (-0.09 - 0.55)		0.221	0.57 (-0.03 - 1.25)	+	0.086
BE0211A	0.17 (-0.21 - 0.60)		0.390	0.14 (-0.73 - 1.23)		0.710
BE0238A	0.30 (0.01 - 0.61)	+	0.053	0.61 (0.01 - 1.25)	+	0.053
BE0294A	-0.02 (-0.46 - 0.50)		0.913	0.08 (-0.90 - 1.08)		0.872
BE0298A	0.40 (-0.07 - 0.87)	+	0.064	0.84 (-0.11 - 1.90)	*	0.048
BE0302A	0.46 (0.19 - 0.73)	**	0.003	1.03 (0.42 - 1.64)	**	0.002
BE0304A	0.48 (0.09 - 0.87)	*	0.014	1.05 (0.28 - 1.82)	*	0.013
BE0311A	-0.11 (-0.45 - 0.21)		0.500	-0.22 (-0.90 - 0.49)		0.506
BE0345A	-0.46 (-0.88 - 0.05)	*	0.043	-0.84 (-1.83 - 0.08)	*	0.049
†CH0001R	0.15 (-0.01 - 0.28)	+	0.072	0.24 (-0.02 - 0.48)	+	0.068
CH0002R	0.25 (-0.04 - 0.58)	+	0.072	0.43 (-0.13 - 1.05)		0.107
CH0003R	0.04 (-0.24 - 0.36)		0.831	0.06 (-0.50 - 0.77)		0.856
†CH0004R	0.00 (-0.29 - 0.30)		0.993	-0.12 (-0.62 - 0.39)		0.631
†CH0005R	0.13 (-0.10 - 0.38)		0.318	0.16 (-0.22 - 0.57)		0.457
CH0019A	0.10 (-0.59 - 0.60)		0.653	0.13 (-1.05 - 1.03)		0.768
CH0024A	0.02 (-0.30 - 0.35)		0.903	0.03 (-0.65 - 0.75)		0.892
CH0033A	-0.40 (-0.76 - -0.02)	*	0.041	-0.72 (-1.40 - 0.03)	+	0.051
†CMN	0.14 (-0.26 - 0.42)		0.471	0.17 (-0.42 - 0.60)		0.462
CZ0001R	-0.30 (-0.60 - 0.02)	*	0.049	-0.62 (-1.23 - 0.04)	+	0.053
CZ0003R	0.05 (-0.22 - 0.33)		0.696	0.10 (-0.44 - 0.69)		0.634
CZ0017A	-0.24 (-0.51 - 0.07)		0.111	-0.44 (-0.98 - 0.11)		0.100
CZ0030A	0.22 (-0.13 - 0.66)		0.144	0.54 (-0.29 - 1.40)		0.149
CZ0041A	0.51 (-0.01 - 1.09)	*	0.038	1.06 (-0.21 - 2.21)	+	0.053
CZ0045A	0.47 (0.15 - 0.85)	**	0.003	0.96 (0.34 - 1.66)	**	0.002
†CZ0049A	-0.23 (-0.49 - 0.05)		0.112	-0.46 (-0.91 - 0.05)	+	0.085
CZ0051A	0.16 (-0.13 - 0.48)		0.266	0.32 (-0.23 - 0.96)		0.236
†CZ0055A	-0.61 (-1.27 - 0.10)	*	0.044	-1.17 (-2.32 - 0.12)	*	0.034
CZ0057A	0.03 (-0.37 - 0.40)		0.906	0.01 (-0.81 - 0.68)		0.975
CZ0062A	0.49 (0.21 - 0.85)	**	0.001	0.80 (0.23 - 1.53)	**	0.007
†DE0003R	0.42 (0.03 - 0.78)	*	0.031	0.58 (0.03 - 1.14)	*	0.043
DE0007R	0.36 (0.05 - 0.69)	+	0.052	0.79 (0.11 - 1.49)	+	0.052
DE0008R	0.26 (-0.07 - 0.64)		0.101	0.46 (-0.20 - 1.16)		0.178
DE0009R	0.14 (-0.14 - 0.41)		0.334	0.35 (-0.28 - 0.97)		0.288
DE0035R	0.39 (-0.02 - 0.81)	*	0.041	0.88 (0.05 - 1.70)	*	0.026
DE0422A	0.81 (0.47 - 1.15)	***	<0.001	1.74 (1.00 - 2.48)	***	<0.001
DE0510A	0.26 (-0.04 - 0.63)		0.114	0.51 (-0.26 - 1.32)		0.168
DE0514A	0.10 (-0.19 - 0.46)		0.528	0.21 (-0.45 - 0.99)		0.555
DE0556A	0.51 (0.24 - 0.86)	***	<0.001	1.02 (0.54 - 1.65)	***	<0.001
DE0649A	0.59 (0.28 - 0.90)	***	<0.001	1.33 (0.70 - 1.98)	***	<0.001

Table A4: continued. Quantification of trends (ppbv/yr and %/yr) in O₃ monthly 95th percentiles 1996-2005. 95% confidence interval given in brackets. *** significant at 99.9% level, ** significant at 99.0% level, * significant at 95.0% level, + significant at 90.0% level. † high altitude sites (>1000 m). ‡ 2σ error. ◊ significant trends only

ID	Trend (ppbv/yr)	Sig.	p value	Trend (%/yr)	Sig.	p value
DE0651A	0.40 (0.12 - 0.77)	*	0.014	0.73 (0.12 - 1.42)	*	0.033
DE0674A	0.00 (-0.24 - 0.25)		0.967	-0.02 (-0.50 - 0.52)		0.928
DE0679A	-0.03 (-0.31 - 0.28)		0.835	-0.19 (-0.74 - 0.36)		0.496
DE0680A	0.54 (0.25 - 0.87)	***	<0.001	1.21 (0.55 - 1.89)	***	<0.001
DE0684A	-0.44 (-1.06 - 0.15)		0.169	-0.77 (-1.75 - 0.20)		0.121
DE0685A	0.40 (0.13 - 0.75)	**	0.002	0.82 (0.24 - 1.52)	**	0.004
DE0686A	-0.11 (-0.35 - 0.21)		0.394	-0.23 (-0.75 - 0.43)		0.485
DE0687A	0.10 (-0.17 - 0.39)		0.488	0.21 (-0.39 - 0.80)		0.519
DE0688A	-0.05 (-0.30 - 0.22)		0.680	-0.14 (-0.72 - 0.56)		0.657
DE0699A	0.64 (0.33 - 0.96)	***	<0.001	1.22 (0.63 - 1.82)	***	<0.001
DE0719A	0.57 (0.25 - 0.93)	**	0.002	1.10 (0.49 - 1.80)	**	0.001
DE0732A	0.20 (-0.09 - 0.52)		0.166	0.44 (-0.24 - 1.11)		0.187
DE0735A	0.40 (0.14 - 0.71)	**	0.004	0.91 (0.38 - 1.47)	**	0.003
DE0737A	-0.39 (-0.67 - -0.03)	*	0.023	-0.88 (-1.42 - -0.25)	**	0.006
DE0738A	0.20 (-0.11 - 0.55)		0.198	0.35 (-0.28 - 1.10)		0.295
DE0739A	0.25 (-0.07 - 0.60)	+	0.100	0.37 (-0.29 - 1.13)		0.247
DE0754A	-0.10 (-0.43 - 0.22)		0.519	-0.27 (-1.10 - 0.56)		0.488
DE0844A	0.03 (-0.22 - 0.26)		0.810	0.02 (-0.60 - 0.59)		0.949
DE0874A	0.28 (0.05 - 0.55)	*	0.022	0.50 (-0.06 - 1.18)	+	0.078
DE0907A	0.51 (0.10 - 0.99)	*	0.040	1.31 (0.28 - 2.34)	*	0.022
DE0960A	0.16 (-0.18 - 0.50)		0.341	0.37 (-0.40 - 1.07)		0.341
DE0996A	0.23 (-0.18 - 0.65)		0.196	0.48 (-0.27 - 1.29)		0.175
EE0011R	-0.51 (-0.76 - -0.23)	***	<0.001	-1.11 (-1.72 - -0.48)	***	<0.001
†ES0007R	-0.75 (-1.36 - -0.15)	**	0.006	-1.38 (-2.54 - -0.28)	**	0.005
ES1222A	-0.63 (-0.85 - -0.40)	***	<0.001	-1.39 (-1.96 - -0.88)	***	<0.001
ES1400A	-1.41 (-1.86 - -0.97)	***	<0.001	-2.48 (-3.23 - -1.74)	***	<0.001
†ES1435A	0.34 (0.08 - 0.65)	*	0.023	0.49 (0.02 - 1.04)	+	0.060
†ES1437A	-0.65 (-0.96 - -0.29)	***	<0.001	-1.28 (-1.93 - -0.67)	***	<0.001
†ES1441A	-0.19 (-0.44 - 0.04)		0.184	-0.38 (-0.84 - 0.00)		0.100
FR08	0.25 (-0.18 - 0.68)		0.253	0.42 (-0.42 - 1.24)		0.310
GB0002R	-0.40 (-0.60 - -0.22)	***	<0.001	-1.03 (-1.55 - -0.57)	***	<0.001
GB0006R	0.14 (-0.13 - 0.41)		0.246	0.29 (-0.40 - 1.02)		0.352
GB0013R	0.18 (-0.03 - 0.39)	+	0.100	0.47 (-0.02 - 0.94)	+	0.066
GB0014R	0.20 (-0.03 - 0.41)		0.110	0.47 (-0.07 - 0.97)		0.120
GB0015R	0.22 (-0.02 - 0.41)	+	0.070	0.46 (-0.12 - 0.88)	+	0.098
GB0031R	0.39 (0.09 - 0.64)	**	0.002	0.90 (0.24 - 1.45)	**	0.002
GB0033R	-0.04 (-0.23 - 0.19)		0.525	-0.11 (-0.59 - 0.47)		0.707
GB0036R	0.20 (-0.05 - 0.49)		0.115	0.45 (-0.24 - 1.21)		0.157
GB0037R	0.08 (-0.29 - 0.41)		0.657	0.16 (-0.77 - 1.00)		0.686
GB0038R	0.18 (-0.17 - 0.52)		0.293	0.33 (-0.32 - 1.05)		0.323
GB0039R	0.32 (0.00 - 0.61)	*	0.025	0.81 (0.08 - 1.51)	*	0.015
GB0044R	-0.21 (-0.45 - 0.00)	*	0.044	-0.44 (-1.02 - 0.01)	+	0.065

Table A4: continued. Quantification of trends (ppbv/yr and %/yr) in O₃ monthly 95th percentiles 1996-2005. 95% confidence interval given in brackets. *** significant at 99.9% level, ** significant at 99.0% level, * significant at 95.0% level, + significant at 90.0% level. † high altitude sites (>1000 m). ‡ 2σ error. ◊ significant trends only

ID	Trend (ppbv/yr)	Sig.	p value	Trend (%/yr)	Sig.	p value
GB0045R	0.76 (0.50 - 1.02)	***	<0.001	2.09 (1.36 - 2.76)	***	<0.001
GB0617A	-0.06 (-0.30 - 0.16)		0.546	-0.14 (-0.67 - 0.38)		0.654
HPB	0.23 (0.00 - 0.51)	+	0.078	0.32 (-0.05 - 0.72)		0.122
HU0002R	-1.62 (-2.23 - -1.09)	***	<0.001	-3.12 (-4.05 - -2.07)	***	<0.001
IE31	-0.05 (-0.23 - 0.12)		0.525	-0.11 (-0.52 - 0.24)		0.502
IT04	-0.57 (-1.17 - 0.07)	*	0.045	-0.75 (-1.88 - 0.55)		0.226
LT0015R	0.26 (-0.08 - 0.54)	+	0.063	0.55 (-0.24 - 1.25)	+	0.081
LV0010R	-0.32 (-0.62 - -0.04)	*	0.040	-0.86 (-1.58 - -0.05)	*	0.042
NL0007R	0.12 (-0.19 - 0.46)		0.457	0.41 (-0.39 - 1.29)		0.367
NL0009R	0.50 (0.25 - 0.71)	***	<0.001	1.16 (0.52 - 1.69)	***	<0.001
NL0010R	0.32 (0.01 - 0.65)	*	0.039	0.77 (-0.02 - 1.62)	*	0.045
NL0196A	0.13 (-0.16 - 0.46)		0.393	0.34 (-0.33 - 1.12)		0.361
NL0198A	0.15 (-0.18 - 0.49)		0.420	0.36 (-0.39 - 1.21)		0.361
NL0202A	0.24 (-0.07 - 0.58)		0.122	0.38 (-0.47 - 1.23)		0.345
NL0205A	0.46 (0.09 - 0.85)	*	0.014	1.11 (0.18 - 2.01)	*	0.023
NL0207A	0.14 (-0.15 - 0.41)		0.353	0.25 (-0.29 - 0.95)		0.487
NL0209A	0.24 (-0.12 - 0.59)		0.167	0.70 (-0.27 - 1.60)		0.153
NL0220A	-0.04 (-0.32 - 0.32)		0.761	-0.11 (-0.79 - 0.82)		0.741
NL0223A	-0.01 (-0.42 - 0.38)		0.973	0.10 (-0.84 - 1.01)		0.842
NL0226A	0.30 (0.00 - 0.57)	+	0.053	0.78 (-0.01 - 1.49)	+	0.053
NL0227A	-0.05 (-0.24 - 0.17)		0.650	-0.17 (-0.65 - 0.38)		0.525
NL0228A	0.34 (0.06 - 0.63)	*	0.017	0.78 (0.07 - 1.49)	*	0.027
NL0229A	0.51 (0.23 - 0.83)	**	0.001	1.44 (0.66 - 2.30)	***	<0.001
NL0231A	0.01 (-0.38 - 0.40)		0.958	-0.11 (-1.03 - 0.92)		0.836
NL0232A	0.10 (-0.26 - 0.47)		0.517	0.15 (-0.84 - 1.13)		0.730
NL0250A	0.32 (0.09 - 0.60)	**	0.006	0.76 (0.21 - 1.42)	*	0.010
NO01	-0.05 (-0.28 - 0.15)		0.621	-0.22 (-0.72 - 0.31)		0.430
†PL03	-0.35 (-0.69 - 0.03)	*	0.043	-0.58 (-1.24 - 0.07)	+	0.062
PT0004R	0.99 (0.22 - 2.01)	**	0.006	2.15 (0.47 - 4.03)	**	0.004
†PUY	-0.12 (-0.38 - 0.19)		0.454	-0.16 (-0.63 - 0.41)		0.568
SI0008R	-0.09 (-0.47 - 0.25)		0.680	-0.20 (-0.86 - 0.45)		0.543
†ZUG	-0.32 (-0.52 - -0.12)	**	0.002	-0.53 (-0.82 - -0.18)	**	0.002
European average [‡]	0.16 ± 0.03 ppbv/yr			0.35 ± 0.06 %/yr		
Range [◊]	-1.62 to 1.21 ppbv/yr			-3.12 to 2.16 %/yr		

Table A5: Quantification of trends (ppbv/yr) in seasonal mean O₃ 1996-2005. 95% confidence interval are given in brackets. Values in bold indicate significant trends p < 0.1. † represents high altitude sites (>1000 m)

ID	Winter (DJF)	Spring (MAM)	Summer (JJA)	Autumn (SON)
AT0002R	0.25 (-0.74 - 1.35)	0.27 (-0.22 - 1.05)	0.16 (-0.38 - 0.95)	-0.22 (-1.10 - 0.80)
†AT0004R	0.27 (-0.45 - 1.21)	0.12 (-0.56 - 0.78)	0.34 (-0.30 - 1.16)	0.08 (-0.50 - 0.75)
†AT0005R	0.73 (-0.55 - 1.58)	0.13 (-0.24 - 0.64)	0.04 (-0.97 - 0.83)	0.11 (-0.51 - 0.78)
†AT0034R	0.55 (-0.36 - 1.39)	0.32 (-0.07 - 0.81)	0.49 (-0.10 - 1.22)	-0.14 (-0.45 - 0.42)
AT0044A	0.35 (-0.68 - 1.31)	-0.18 (-0.79 - 0.50)	0.33 (-0.66 - 1.32)	-0.37 (-0.99 - 0.24)
AT0052A	0.46 (-1.12 - 2.18)	0.54 (-0.15 - 1.17)	0.94 (-0.18 - 2.14)	-0.18 (-1.06 - 0.77)
AT0054A	0.20 (-0.48 - 1.08)	0.47 (-0.11 - 1.00)	0.28 (-0.44 - 1.02)	-0.13 (-0.64 - 0.61)
†AT0058A	0.28 (-0.21 - 0.71)	-0.05 (-0.73 - 0.59)	0.20 (-0.42 - 1.01)	0.04 (-0.52 - 0.49)
†AT0064A	0.33 (-0.17 - 0.83)	0.35 (-0.42 - 0.92)	0.49 (-0.05 - 1.31)	0.17 (-0.44 - 0.81)
AT0069A	0.34 (-0.85 - 1.35)	0.09 (-0.62 - 0.80)	0.14 (-0.69 - 1.06)	-0.29 (-1.09 - 0.41)
AT0073A	-0.05 (-1.03 - 0.74)	0.23 (-0.38 - 0.59)	-0.12 (-0.96 - 0.51)	-0.55 (-1.22 - 0.37)
†AT0079A	0.14 (-0.29 - 0.65)	0.26 (-0.18 - 0.82)	0.10 (-0.37 - 0.67)	0.01 (-0.47 - 0.49)
AT0080A	0.21 (-0.26 - 0.95)	0.45 (-0.26 - 1.01)	0.14 (-0.56 - 0.80)	-0.06 (-0.59 - 0.50)
AT0086A	0.90 (0.15 - 2.07)	0.79 (-0.03 - 1.71)	1.11 (0.28 - 2.26)	0.68 (-0.53 - 1.79)
†AT0089A	0.25 (-0.20 - 0.65)	0.08 (-0.29 - 0.74)	0.37 (-0.26 - 1.23)	0.05 (-0.44 - 0.56)
AT0094A	0.39 (-0.78 - 1.51)	0.38 (-0.39 - 1.24)	0.16 (-0.75 - 1.44)	-0.55 (-1.45 - 0.56)
AT0095A	0.81 (-0.01 - 2.09)	0.68 (0.28 - 1.23)	0.61 (-0.04 - 1.47)	0.39 (-0.43 - 1.13)
AT0096A	0.87 (-0.45 - 2.07)	0.82 (0.04 - 1.55)	0.30 (-0.24 - 1.34)	-0.14 (-0.85 - 0.83)
AT0101A	0.52 (-0.66 - 1.77)	0.31 (-0.17 - 0.83)	0.43 (-0.20 - 1.11)	0.17 (-0.67 - 0.91)
AT0102A	0.72 (-0.29 - 1.86)	1.01 (0.39 - 1.46)	0.65 (0.03 - 1.80)	-0.02 (-0.73 - 0.87)
AT0103A	0.22 (-0.97 - 1.31)	0.17 (-0.42 - 0.76)	0.25 (-0.41 - 0.92)	-0.40 (-1.05 - 0.34)
AT0105A	0.78 (-0.44 - 2.11)	1.25 (0.64 - 1.76)	0.78 (0.15 - 1.71)	0.18 (-0.78 - 1.09)
†AT0108A	0.42 (-0.43 - 1.07)	0.72 (0.03 - 1.59)	0.40 (-0.42 - 1.61)	-0.10 (-0.82 - 0.72)
AT0111A	0.38 (-0.81 - 1.72)	0.40 (0.01 - 0.98)	0.73 (-0.04 - 1.56)	0.06 (-0.84 - 1.19)
AT0115A	0.40 (-0.61 - 1.21)	0.15 (-0.33 - 0.51)	0.01 (-0.72 - 0.98)	-0.12 (-0.80 - 0.51)
AT0121A	0.55 (-0.36 - 1.39)	0.32 (-0.07 - 0.81)	0.49 (-0.10 - 1.22)	-0.14 (-0.45 - 0.42)
AT0122A	0.43 (-0.48 - 1.30)	0.69 (-0.09 - 1.39)	0.84 (0.07 - 1.87)	-0.23 (-1.03 - 0.42)
†AT0124A	-0.01 (-0.52 - 0.61)	-0.12 (-0.51 - 0.35)	0.18 (-0.51 - 1.11)	-0.04 (-0.73 - 0.58)
AT0128A	0.19 (-0.85 - 1.06)	0.03 (-0.35 - 0.73)	0.30 (-0.51 - 1.31)	-0.26 (-0.86 - 0.45)
AT0134A	1.30 (0.56 - 1.84)	1.33 (0.44 - 2.25)	0.64 (-0.23 - 1.76)	0.32 (-0.30 - 0.88)
AT0141A	0.87 (-0.09 - 1.88)	0.06 (-0.56 - 0.60)	0.30 (-0.47 - 1.08)	-0.02 (-0.54 - 0.55)
AT0143A	0.54 (-0.12 - 1.36)	0.27 (-0.24 - 0.89)	0.26 (-0.55 - 1.13)	-0.09 (-0.68 - 0.61)
†AT0146A	0.47 (-0.61 - 1.12)	0.13 (-0.32 - 0.64)	-0.17 (-1.20 - 0.92)	-0.30 (-0.70 - 0.09)
AT0149A	0.42 (-0.61 - 1.70)	0.63 (0.08 - 1.30)	0.50 (-0.13 - 1.02)	-0.03 (-0.84 - 0.96)
AT0153A	0.27 (-1.18 - 1.50)	0.23 (-0.30 - 0.80)	0.67 (-0.37 - 1.97)	-0.40 (-1.20 - 0.62)
AT0154A	0.92 (-0.40 - 1.98)	1.59 (0.99 - 2.69)	0.82 (-0.02 - 1.85)	0.26 (-0.67 - 1.26)
AT0162A	0.28 (-0.65 - 1.25)	0.16 (-0.31 - 0.57)	0.21 (-0.53 - 1.03)	-0.33 (-0.94 - 0.47)
AT0164A	0.70 (0.05 - 1.93)	0.15 (-0.30 - 0.88)	0.41 (-0.24 - 1.46)	0.13 (-0.41 - 0.78)
AT0166A	0.51 (-0.07 - 1.29)	0.49 (-0.02 - 1.29)	0.59 (-0.11 - 1.33)	-0.07 (-0.47 - 0.39)
AT0167A	1.31 (-0.27 - 2.86)	1.65 (0.85 - 2.86)	1.15 (0.13 - 2.21)	0.47 (-0.81 - 1.49)
AT0175A	0.20 (-1.46 - 1.14)	0.57 (0.01 - 1.24)	0.63 (-0.28 - 1.60)	0.22 (-1.27 - 1.38)
AT0176A	0.08 (-0.61 - 1.10)	0.30 (-0.30 - 1.09)	0.50 (-0.05 - 1.20)	-0.04 (-0.58 - 0.66)
†AT0180A	-0.54 (-1.30 - 0.09)	-0.36 (-1.15 - 0.53)	-0.19 (-0.82 - 0.85)	-0.32 (-1.09 - 0.27)
BE0032R	-0.19 (-1.14 - 0.91)	0.65 (-0.30 - 1.74)	0.41 (-0.26 - 0.91)	0.03 (-1.00 - 0.66)
BE0033R	-0.35 (-1.20 - 0.34)	-0.33 (-0.81 - 0.25)	-0.09 (-0.58 - 0.37)	-0.73 (-1.28 - -0.21)
BE0035R	0.17 (-0.44 - 0.77)	0.89 (0.05 - 1.64)	-0.01 (-0.55 - 0.68)	-0.14 (-0.78 - 0.54)
BE0211A	0.37 (-0.73 - 1.58)	0.33 (-0.65 - 0.92)	0.21 (-0.32 - 0.92)	-0.45 (-1.17 - 0.24)
BE0238A	0.58 (-0.38 - 1.44)	0.54 (-0.29 - 1.26)	0.27 (-0.53 - 0.90)	0.03 (-0.79 - 0.79)
BE0294A	0.18 (-0.39 - 1.26)	0.38 (-0.76 - 0.82)	0.25 (-0.32 - 0.88)	-0.68 (-1.58 - 0.23)
BE0298A	0.42 (-0.61 - 1.26)	0.28 (-0.43 - 1.00)	0.26 (-0.48 - 0.83)	-0.65 (-1.98 - 0.17)
BE0302A	0.28 (-0.48 - 1.22)	0.23 (-1.00 - 1.56)	0.18 (-0.33 - 0.88)	0.05 (-0.79 - 0.56)

Table A5: continued. Quantification of trends (ppbv/yr) in seasonal mean O₃ 1996-2005. 95% confidence interval are given in brackets. Values in bold indicate significant trends $p < 0.1$. † represents high altitude sites (>1000 m).

ID	Winter (DJF)	Spring (MAM)	Summer (JJA)	Autumn (SON)
BE0304A	0.16 (-0.68 - 1.15)	0.74 (-0.02 - 1.41)	0.08 (-0.61 - 0.89)	0.28 (-0.40 - 1.07)
BE0311A	-0.04 (-0.82 - 0.67)	0.03 (-1.00 - 0.82)	0.04 (-0.46 - 0.73)	0.00 (-0.98 - 0.74)
BE0345A	-0.63 (-1.37 - 0.42)	0.28 (-0.35 - 0.92)	0.44 (-0.36 - 1.09)	-0.56 (-1.68 - 0.57)
†CH0001R	0.10 (-0.20 - 0.51)	0.20 (-0.26 - 0.66)	0.03 (-0.44 - 0.53)	-0.05 (-0.61 - 0.62)
CH0002R	0.80 (-0.19 - 1.84)	0.24 (-0.33 - 0.93)	0.34 (-0.21 - 1.03)	-0.23 (-1.07 - 0.64)
CH0003R	0.71 (-0.24 - 1.73)	0.18 (-0.36 - 0.61)	0.14 (-0.54 - 0.79)	-0.37 (-0.97 - 0.54)
†CH0004R	0.05 (-0.55 - 0.56)	0.15 (-0.42 - 0.61)	0.07 (-0.50 - 0.93)	-0.31 (-0.93 - 0.45)
†CH0005R	0.30 (-0.55 - 1.14)	0.18 (-0.26 - 0.76)	0.26 (-0.45 - 1.03)	0.02 (-0.65 - 0.86)
CH0019A	0.04 (-1.27 - 1.07)	0.37 (-1.43 - 1.38)	0.54 (-1.16 - 1.62)	-0.33 (-2.21 - 0.81)
CH0024A	0.47 (-0.41 - 1.33)	0.13 (-0.70 - 0.57)	0.04 (-0.64 - 0.69)	-0.21 (-1.10 - 0.66)
CH0033A	0.26 (-0.45 - 1.20)	0.06 (-0.43 - 1.43)	0.08 (-0.69 - 1.10)	-0.43 (-1.63 - 0.27)
†CMN	-0.08 (-0.55 - 0.49)	0.32 (-0.29 - 1.06)	0.35 (-0.21 - 0.84)	-0.31 (-1.19 - 0.48)
CZ0001R	0.00 (-0.90 - 0.78)	-0.33 (-0.93 - 0.27)	-0.63 (-1.18 - 0.09)	-0.20 (-0.94 - 0.57)
CZ0003R	0.15 (-0.88 - 1.23)	0.06 (-0.45 - 0.61)	0.05 (-0.45 - 0.68)	-0.01 (-0.69 - 0.80)
CZ0017A	-0.10 (-0.94 - 0.84)	0.41 (-0.22 - 0.90)	-0.36 (-0.97 - 0.26)	-0.17 (-0.81 - 0.34)
CZ0030A	-0.04 (-0.99 - 0.93)	-0.02 (-0.45 - 0.66)	0.05 (-0.68 - 1.00)	-0.05 (-1.20 - 1.10)
CZ0041A	0.08 (-1.19 - 1.27)	0.21 (-0.95 - 1.33)	0.43 (-0.29 - 1.39)	0.09 (-0.79 - 1.14)
CZ0045A	0.41 (-0.75 - 1.78)	0.49 (0.04 - 1.08)	0.21 (-0.64 - 1.16)	0.03 (-1.11 - 0.94)
†CZ0049A	0.00 (-0.70 - 0.58)	0.13 (-0.42 - 0.61)	-0.20 (-0.92 - 0.53)	-0.14 (-0.73 - 0.48)
CZ0051A	0.64 (-0.09 - 1.43)	0.78 (0.05 - 1.33)	0.15 (-0.30 - 0.81)	0.11 (-0.73 - 0.99)
†CZ0055A	-0.50 (-1.59 - 0.77)	0.15 (-1.02 - 1.33)	0.06 (-1.42 - 2.25)	-0.55 (-1.99 - 0.87)
CZ0057A	0.25 (-0.72 - 1.21)	0.25 (-0.80 - 1.14)	-0.35 (-1.17 - 0.54)	-0.34 (-1.13 - 0.25)
CZ0062A	0.40 (-0.54 - 1.33)	0.58 (-0.26 - 1.57)	0.62 (0.05 - 1.34)	0.22 (-1.05 - 1.58)
†DE0003R	-0.11 (-0.63 - 0.50)	0.59 (-0.11 - 1.08)	0.45 (-0.27 - 1.02)	0.12 (-0.41 - 0.87)
DE0007R	0.52 (-0.36 - 1.64)	0.36 (-0.15 - 1.02)	-0.32 (-0.81 - 0.12)	-0.24 (-1.02 - 0.53)
DE0008R	0.31 (-0.37 - 0.86)	0.43 (-0.30 - 1.15)	0.04 (-0.47 - 0.92)	0.02 (-0.91 - 1.15)
DE0009R	0.28 (-0.34 - 1.05)	0.34 (-0.48 - 1.00)	-0.40 (-0.94 - 0.11)	-0.10 (-0.81 - 0.83)
DE0035R	0.40 (-0.78 - 1.53)	0.45 (-0.13 - 1.16)	0.13 (-0.62 - 0.84)	0.09 (-1.23 - 1.28)
DE0422A	0.54 (-0.35 - 1.25)	0.29 (-0.22 - 0.94)	0.49 (0.02 - 1.14)	0.00 (-0.63 - 0.69)
DE0510A	0.37 (-0.49 - 1.41)	0.06 (-0.30 - 0.64)	0.20 (-0.58 - 0.92)	-0.23 (-0.91 - 0.72)
DE0514A	0.40 (-0.34 - 1.31)	0.09 (-0.47 - 0.57)	-0.06 (-0.82 - 0.63)	-0.17 (-0.76 - 0.53)
DE0556A	0.61 (-0.16 - 1.48)	0.65 (-0.01 - 1.26)	0.37 (-0.09 - 1.23)	0.14 (-0.96 - 1.38)
DE0649A	0.56 (-0.36 - 1.49)	0.38 (-0.20 - 1.09)	0.36 (-0.27 - 1.08)	0.17 (-0.52 - 0.98)
DE0651A	0.29 (-0.52 - 1.07)	0.15 (-0.44 - 0.96)	0.28 (-0.39 - 1.08)	-0.03 (-1.04 - 1.01)
DE0674A	0.13 (-0.51 - 0.78)	0.15 (-0.44 - 0.72)	0.09 (-0.61 - 0.68)	-0.10 (-0.69 - 0.72)
DE0679A	0.31 (-0.70 - 1.21)	0.12 (-0.55 - 0.78)	-0.12 (-0.75 - 0.74)	-0.01 (-0.99 - 0.89)
DE0680A	0.47 (-0.35 - 1.20)	0.42 (-0.17 - 1.05)	0.37 (-0.29 - 1.09)	0.13 (-0.66 - 0.91)
DE0684A	0.03 (-0.77 - 0.65)	-0.45 (-1.13 - 0.20)	-1.00 (-1.87 - 0.33)	-0.80 (-1.60 - 0.07)
DE0685A	0.31 (-0.52 - 1.28)	0.51 (-0.28 - 1.22)	0.26 (-0.44 - 0.93)	0.03 (-0.95 - 0.86)
DE0686A	0.32 (-0.45 - 1.40)	0.03 (-0.67 - 0.71)	0.02 (-0.54 - 0.61)	-0.18 (-0.98 - 0.56)
DE0687A	0.40 (-0.32 - 1.11)	0.28 (-0.31 - 0.82)	0.09 (-0.63 - 1.03)	-0.07 (-0.94 - 0.74)
DE0688A	0.33 (-0.49 - 1.06)	0.17 (-0.55 - 0.76)	-0.04 (-0.83 - 0.79)	-0.13 (-0.90 - 0.69)
DE0699A	0.65 (-0.49 - 1.45)	0.75 (-0.08 - 1.47)	0.58 (-0.42 - 1.39)	0.03 (-0.99 - 0.99)
DE0719A	0.65 (-0.16 - 1.49)	0.48 (-0.30 - 1.22)	0.48 (-0.38 - 1.29)	0.11 (-0.82 - 1.17)
DE0732A	0.28 (-0.56 - 0.97)	0.00 (-0.64 - 0.61)	-0.31 (-1.03 - 0.44)	-0.27 (-1.06 - 0.82)
DE0735A	0.48 (-0.25 - 1.19)	0.30 (-0.55 - 1.08)	0.18 (-0.62 - 0.77)	-0.06 (-0.66 - 0.70)
DE0737A	0.09 (-0.84 - 1.06)	-0.16 (-0.72 - 0.53)	-0.22 (-0.99 - 0.44)	-0.37 (-1.26 - 0.42)
DE0738A	0.43 (-0.30 - 1.16)	-0.08 (-0.53 - 0.54)	0.42 (-0.03 - 0.91)	-0.02 (-0.47 - 0.52)
DE0739A	0.35 (-0.72 - 1.10)	0.45 (-0.36 - 1.18)	-0.03 (-0.69 - 0.89)	0.13 (-0.80 - 1.01)
DE0754A	0.32 (-0.37 - 1.16)	-0.03 (-0.53 - 0.64)	-0.68 (-1.22 - 0.02)	-0.16 (-0.95 - 0.41)
DE0844A	0.33 (-0.47 - 1.13)	0.09 (-0.34 - 0.49)	-0.24 (-0.67 - 0.25)	-0.13 (-0.98 - 0.68)

Table A5: continued. Quantification of trends (ppbv/yr) in seasonal mean O₃ 1996-2005. 95% confidence interval are given in brackets. Values in bold indicate significant trends $p < 0.1$. † represents high altitude sites (>1000 m)

ID	Winter (DJF)	Spring (MAM)	Summer (JJA)	Autumn (SON)
DE0874A	0.25 (-0.52 - 1.02)	0.26 (-0.27 - 0.71)	0.07 (-0.36 - 0.58)	0.12 (-0.33 - 0.85)
DE0907A	0.32 (-0.52 - 1.14)	0.52 (-0.47 - 1.47)	0.50 (-0.19 - 1.79)	-0.02 (-0.65 - 1.08)
DE0960A	0.24 (-0.81 - 1.11)	0.10 (-0.72 - 0.84)	-0.32 (-0.91 - 0.40)	0.06 (-0.92 - 0.75)
DE0996A	0.08 (-0.45 - 0.75)	0.02 (-0.71 - 0.63)	0.11 (-0.48 - 0.82)	0.06 (-0.62 - 1.01)
EE0011R	-0.41 (-0.95 - 0.31)	-0.41 (-0.93 - 0.08)	-0.36 (-1.07 - 0.34)	-0.49 (-1.87 - 0.33)
†ES0007R	-0.65 (-1.99 - 0.26)	-0.85 (-2.00 - 0.26)	-0.90 (-1.94 - 0.84)	-0.79 (-2.37 - 0.55)
ES1222A	-0.36 (-0.86 - 0.23)	-0.34 (-0.91 - 0.46)	-0.15 (-0.72 - 0.46)	-1.22 (-2.07 - 0.03)
ES1400A	-0.88 (-1.66 - 0.18)	-0.79 (-3.15 - 0.36)	-1.07 (-2.08 - 0.15)	-1.78 (-3.07 - -0.67)
†ES1435A	-0.16 (-0.79 - 0.53)	0.13 (-0.52 - 0.67)	0.84 (0.10 - 1.37)	-0.29 (-1.27 - 0.24)
†ES1437A	-0.72 (-1.32 - -0.17)	-0.18 (-0.67 - 0.28)	-0.05 (-1.23 - 0.86)	-0.89 (-1.88 - 0.00)
†ES1441A	-0.32 (-0.95 - 0.14)	-0.25 (-0.71 - 0.33)	0.10 (-0.56 - 0.52)	-0.63 (-1.82 - 0.19)
FR08	0.97 (0.17 - 1.56)	0.09 (-1.12 - 0.89)	-0.11 (-0.98 - 0.64)	0.46 (-0.85 - 1.36)
GB0002R	-0.05 (-0.73 - 0.59)	0.03 (-0.30 - 0.20)	-0.39 (-0.82 - 0.04)	-0.05 (-0.45 - 0.51)
GB0006R	0.38 (-0.59 - 1.33)	0.48 (0.20 - 0.75)	-0.07 (-0.53 - 0.54)	0.19 (-0.28 - 0.81)
GB0013R	0.31 (-0.29 - 1.21)	0.21 (-0.31 - 0.71)	-0.22 (-0.66 - 0.36)	0.23 (-0.11 - 0.59)
GB0014R	0.56 (-0.14 - 1.31)	0.28 (-0.46 - 0.65)	-0.32 (-0.65 - 0.17)	0.16 (-0.33 - 0.69)
GB0015R	0.31 (-0.37 - 0.97)	0.24 (-0.04 - 0.70)	-0.17 (-0.83 - 0.54)	-0.02 (-0.36 - 0.84)
GB0031R	0.50 (-0.43 - 1.42)	0.46 (0.07 - 0.96)	0.01 (-0.49 - 0.41)	0.79 (0.11 - 1.33)
GB0033R	0.28 (-0.39 - 0.93)	0.01 (-0.28 - 0.37)	-0.21 (-0.75 - 0.34)	0.29 (0.07 - 0.59)
GB0036R	0.45 (-0.49 - 1.27)	0.39 (-0.14 - 1.09)	-0.18 (-0.66 - 0.54)	0.11 (-0.35 - 0.78)
GB0037R	0.42 (-0.39 - 1.15)	0.33 (-0.12 - 0.75)	-0.46 (-1.06 - 0.16)	-0.03 (-0.58 - 0.75)
GB0038R	0.42 (-0.45 - 1.14)	0.16 (-0.31 - 0.93)	0.00 (-0.63 - 0.55)	0.28 (-0.37 - 0.77)
GB0039R	0.47 (-0.34 - 1.21)	0.29 (-0.11 - 0.88)	-0.22 (-0.82 - 0.44)	0.21 (-0.51 - 1.00)
GB0044R	0.00 (-0.61 - 0.83)	0.04 (-0.35 - 0.58)	-0.44 (-0.84 - 0.11)	0.05 (-0.34 - 0.49)
GB0045R	0.57 (-0.21 - 1.48)	0.62 (0.08 - 1.48)	0.68 (0.02 - 1.31)	0.60 (-0.03 - 1.41)
GB0617A	0.12 (-0.55 - 0.70)	-0.02 (-0.67 - 0.76)	-0.16 (-0.75 - 0.38)	-0.17 (-0.88 - 0.53)
HPB	0.09 (-0.55 - 0.82)	0.16 (-0.31 - 0.85)	0.19 (-0.47 - 1.18)	-0.06 (-0.88 - 0.58)
HU0002R	-0.27 (-1.58 - 1.02)	-1.88 (-2.52 - -0.81)	-1.27 (-2.71 - 0.08)	-1.60 (-2.64 - -0.42)
IE31	0.27 (-0.60 - 1.06)	0.28 (-0.01 - 0.73)	-0.17 (-0.65 - 0.34)	0.05 (-0.30 - 0.51)
IT04	0.76 (-0.13 - 1.36)	0.52 (-0.16 - 1.43)	0.07 (-0.77 - 0.57)	-0.32 (-1.07 - 0.61)
LT0015R	0.42 (-0.41 - 1.74)	0.68 (0.15 - 1.07)	0.22 (-0.54 - 0.62)	0.06 (-0.83 - 0.88)
LV0010R	-0.02 (-1.03 - 1.13)	0.16 (-0.76 - 0.71)	-0.67 (-1.31 - -0.18)	-0.65 (-1.19 - 0.10)
NL0007R	0.18 (-0.46 - 0.80)	0.47 (-0.21 - 1.03)	-0.02 (-0.52 - 0.55)	-0.14 (-0.65 - 0.42)
NL0009R	0.63 (-0.48 - 1.30)	0.45 (-0.15 - 0.97)	0.06 (-0.37 - 0.42)	-0.14 (-0.80 - 0.55)
NL0010R	0.19 (-0.53 - 1.02)	0.58 (0.08 - 1.27)	0.16 (-0.29 - 0.64)	-0.24 (-0.71 - 0.41)
NL0196A	-0.09 (-0.84 - 0.75)	0.33 (-0.27 - 1.18)	-0.05 (-0.62 - 0.64)	-0.08 (-0.66 - 0.53)
NL0198A	0.02 (-1.04 - 1.04)	0.13 (-0.54 - 0.93)	0.16 (-0.30 - 0.68)	-0.03 (-0.78 - 0.88)
NL0202A	0.16 (-0.71 - 1.10)	0.36 (-0.39 - 1.11)	0.25 (-0.37 - 0.90)	0.01 (-0.72 - 0.85)
NL0205A	-0.15 (-0.86 - 0.73)	0.61 (0.03 - 1.30)	0.37 (-0.25 - 0.86)	-0.22 (-0.77 - 0.72)
NL0207A	0.37 (-0.66 - 1.17)	0.29 (-0.25 - 0.91)	0.18 (-0.31 - 0.73)	-0.11 (-0.95 - 0.82)
NL0209A	0.20 (-0.74 - 1.05)	0.23 (-0.51 - 1.17)	0.08 (-0.45 - 0.59)	-0.03 (-0.54 - 0.85)
NL0220A	0.45 (-0.48 - 1.48)	0.11 (-0.44 - 0.70)	-0.04 (-0.49 - 0.41)	-0.30 (-0.70 - 0.26)
NL0223A	0.00 (-0.90 - 0.74)	0.34 (-0.50 - 1.01)	0.20 (-0.46 - 0.82)	0.29 (-0.38 - 1.01)
NL0226A	-0.41 (-1.14 - 0.38)	0.30 (-0.29 - 0.93)	0.09 (-0.39 - 0.70)	-0.25 (-0.71 - 0.39)
NL0227A	0.45 (-0.44 - 0.97)	0.25 (-0.41 - 0.75)	-0.17 (-0.59 - 0.27)	-0.22 (-0.75 - 0.47)
NL0228A	0.17 (-0.58 - 0.97)	0.37 (-0.16 - 0.88)	0.15 (-0.34 - 0.56)	-0.10 (-0.54 - 0.56)
NL0229A	0.45 (-0.44 - 1.10)	0.57 (-0.07 - 1.12)	0.67 (0.17 - 1.22)	0.30 (-0.31 - 0.81)
NL0231A	0.02 (-0.85 - 0.70)	0.30 (-0.55 - 1.16)	0.08 (-0.52 - 0.47)	-0.12 (-0.86 - 1.00)
NL0232A	0.46 (-0.38 - 1.13)	0.19 (-0.31 - 0.78)	-0.31 (-0.79 - 0.34)	-0.14 (-0.69 - 0.43)
NL0250A	0.18 (-0.51 - 0.93)	0.19 (-0.65 - 1.00)	0.14 (-0.32 - 0.70)	-0.13 (-0.77 - 0.87)
NO01	0.06 (-0.63 - 0.83)	-0.35 (-0.73 - -0.03)	-0.39 (-0.82 - 0.11)	-0.05 (-0.39 - 0.24)

Table A5: continued. Quantification of trends (ppbv/yr) in seasonal mean O₃ 1996-2005. 95% confidence interval are given in brackets. Values in bold indicate significant trends $p < 0.1$. † represents high altitude sites (>1000 m)

ID	Winter (DJF)	Spring (MAM)	Summer (JJA)	Autumn (SON)
† PL03	-0.32 (-0.83 - 0.17)	-0.59 (-1.31 - 0.23)	-0.32 (-1.43 - 0.69)	-0.19 (-1.30 - 0.97)
PT0004R	-0.47 (-2.27 - 1.32)	-0.54 (-1.44 - 2.92)	0.31 (-1.67 - 2.85)	0.20 (-1.83 - 1.53)
† PUY	-0.07 (-0.48 - 0.42)	-0.08 (-1.10 - 1.11)	0.24 (-0.95 - 1.13)	0.14 (-0.43 - 0.97)
SI0008R	0.18 (-0.77 - 1.84)	-0.51 (-1.15 - 0.30)	-0.42 (-1.08 - 0.35)	-0.59 (-0.99 - 0.01)
† ZUG	-0.40 (-0.63 - -0.04)	-0.14 (-0.64 - 0.38)	-0.25 (-0.82 - 0.20)	-0.46 (-0.99 - -0.04)

Table A6: Quantification of trends (ppbv/yr) in seasonal O₃ 5th percentiles 1996-2005. 95% confidence interval are given in brackets. Values in bold indicate significant trends $p < 0.1$. † represents high altitude sites (>1000 m).

ID	Winter (DJF)	Spring (MAM)	Summer (JJA)	Autumn (SON)
AT0002R	0.25 (-0.28 - 1.03)	0.27 (-0.50 - 0.76)	0.16 (-0.47 - 0.56)	-0.22 (-0.50 - 0.62)
†AT0004R	0.27 (-0.58 - 1.82)	0.12 (-0.76 - 1.19)	0.34 (0.12 - 1.35)	0.08 (-1.10 - 0.76)
†AT0005R	0.73 (-0.41 - 2.13)	0.13 (-0.51 - 0.77)	0.04 (-0.50 - 0.70)	0.11 (-0.83 - 0.58)
†AT0034R	0.55 (-0.29 - 1.80)	0.32 (-0.15 - 1.12)	0.49 (0.10 - 1.00)	-0.14 (-0.25 - 0.38)
AT0044A	0.35 (-0.13 - 0.37)	-0.18 (-0.38 - 0.54)	0.33 (-0.63 - 0.72)	-0.37 (-0.31 - 0.14)
AT0052A	0.46 (-0.49 - 1.23)	0.54 (0.00 - 1.44)	0.94 (-0.03 - 1.55)	-0.18 (-0.31 - 0.50)
AT0054A	0.20 (-0.48 - 1.50)	0.47 (-0.23 - 0.87)	0.28 (-0.40 - 0.67)	-0.13 (-1.03 - 0.54)
†AT0058A	0.28 (-0.91 - 0.87)	-0.05 (-0.49 - 0.82)	0.20 (-0.25 - 0.82)	0.04 (-0.89 - 0.46)
†AT0064A	0.33 (-0.80 - 1.08)	0.35 (-0.46 - 1.04)	0.49 (0.17 - 1.17)	0.17 (-0.78 - 1.12)
AT0069A	0.34 (-0.43 - 1.63)	0.09 (-0.36 - 1.46)	0.14 (-0.46 - 0.70)	-0.29 (-1.12 - 0.74)
AT0073A	-0.05 (-0.89 - 1.44)	0.23 (-0.71 - 1.14)	-0.12 (-0.74 - 0.40)	-0.55 (-1.70 - 0.40)
†AT0079A	0.14 (-0.54 - 0.53)	0.26 (-0.50 - 0.67)	0.10 (-0.39 - 0.67)	0.01 (-0.70 - 0.39)
AT0080A	0.21 (0.00 - 0.00)	0.45 (0.00 - 0.33)	0.14 (-0.12 - 0.22)	-0.06 (0.00 - 0.00)
AT0086A	0.90 (0.00 - 0.85)	0.79 (0.38 - 1.77)	1.11 (0.41 - 1.50)	0.68 (-0.10 - 0.71)
†AT0089A	0.25 (-1.05 - 0.70)	0.08 (-0.48 - 0.75)	0.37 (0.14 - 1.41)	0.05 (-0.98 - 0.46)
AT0094A	0.39 (-1.00 - 1.62)	0.38 (-0.83 - 1.47)	0.16 (-0.58 - 1.14)	-0.55 (-1.51 - 0.67)
AT0095A	0.81 (-0.20 - 1.17)	0.68 (0.33 - 1.15)	0.61 (0.00 - 0.99)	0.39 (-0.33 - 0.64)
AT0096A	0.87 (-0.33 - 1.99)	0.82 (0.51 - 1.89)	0.30 (-0.12 - 1.15)	-0.14 (-0.53 - 0.94)
AT0101A	0.52 (0.00 - 1.81)	0.31 (-0.42 - 0.88)	0.43 (0.10 - 0.86)	0.17 (0.00 - 0.65)
AT0102A	0.72 (0.00 - 1.28)	1.01 (0.34 - 1.46)	0.65 (0.19 - 1.34)	-0.02 (-0.35 - 0.46)
AT0103A	0.22 (-0.50 - 0.83)	0.17 (-0.30 - 1.16)	0.25 (-0.18 - 0.99)	-0.40 (-0.60 - 0.27)
AT0105A	0.78 (-0.10 - 2.35)	1.25 (0.63 - 1.69)	0.78 (0.16 - 1.36)	0.18 (-0.42 - 1.07)
†AT0108A	0.42 (-0.08 - 1.53)	0.72 (0.21 - 1.75)	0.40 (-0.15 - 1.43)	-0.10 (-1.15 - 0.57)
AT0111A	0.38 (-0.22 - 0.89)	0.40 (-0.17 - 0.87)	0.73 (-0.10 - 0.89)	0.06 (-0.49 - 0.40)
AT0115A	0.40 (-0.62 - 1.88)	0.15 (-0.35 - 1.06)	0.01 (-0.57 - 0.67)	-0.12 (-0.75 - 0.76)
AT0121A	0.55 (-0.29 - 1.80)	0.32 (-0.15 - 1.12)	0.49 (0.10 - 1.00)	-0.14 (-0.25 - 0.38)
AT0122A	0.43 (-0.07 - 0.04)	0.69 (0.16 - 0.89)	0.84 (0.27 - 0.98)	-0.23 (-0.06 - 0.00)
†AT0124A	-0.01 (-0.58 - 0.61)	-0.12 (-0.65 - 0.46)	0.18 (-0.36 - 0.82)	-0.04 (-0.79 - 0.40)
AT0128A	0.19 (-0.10 - 0.26)	0.03 (-0.56 - 0.40)	0.30 (-0.43 - 0.67)	-0.26 (-0.17 - 0.25)
AT0134A	1.30 (0.57 - 2.33)	1.33 (0.31 - 1.76)	0.64 (-0.32 - 1.05)	0.32 (-0.32 - 0.41)
AT0141A	0.87 (0.00 - 0.48)	0.06 (-0.53 - 0.38)	0.30 (-0.40 - 0.38)	-0.02 (-0.10 - 0.37)
AT0143A	0.54 (0.00 - 0.16)	0.27 (-0.12 - 0.48)	0.26 (-0.50 - 0.24)	-0.09 (-0.15 - 0.00)
†AT0146A	0.47 (-0.69 - 1.96)	0.13 (-0.68 - 0.92)	-0.17 (-1.13 - 0.41)	-0.30 (-0.74 - 0.06)
AT0149A	0.42 (-0.19 - 1.54)	0.63 (0.16 - 1.07)	0.50 (-0.14 - 0.69)	-0.03 (-0.59 - 0.76)
AT0153A	0.27 (-1.08 - 1.56)	0.23 (-0.11 - 1.01)	0.67 (-0.44 - 1.35)	-0.40 (-0.99 - 0.65)
AT0154A	0.92 (-0.68 - 2.00)	1.59 (0.69 - 2.50)	0.82 (0.00 - 1.61)	0.26 (-0.80 - 1.20)
AT0162A	0.28 (-0.25 - 0.20)	0.16 (-0.06 - 0.51)	0.21 (-0.17 - 0.50)	-0.33 (-0.19 - 0.14)
AT0164A	0.70 (0.05 - 0.85)	0.15 (0.03 - 0.77)	0.41 (0.06 - 0.57)	0.13 (0.16 - 0.33)
AT0166A	0.51 (-0.10 - 0.16)	0.49 (0.14 - 1.22)	0.59 (-0.21 - 0.97)	-0.07 (-0.23 - 0.31)
AT0167A	1.31 (-0.50 - 2.95)	1.65 (1.02 - 3.00)	1.15 (0.35 - 2.07)	0.47 (-0.84 - 1.03)
AT0175A	0.20 (-1.15 - 1.02)	0.57 (-0.16 - 1.08)	0.63 (-0.16 - 1.15)	0.22 (-1.20 - 1.13)
AT0176A	0.08 (-0.48 - 1.57)	0.30 (-0.40 - 1.46)	0.50 (-0.06 - 1.08)	-0.04 (-0.98 - 0.92)
†AT0180A	-0.54 (-2.17 - 0.00)	-0.36 (-1.00 - 0.31)	-0.19 (-0.73 - 0.50)	-0.32 (-1.38 - 0.47)
BE0032R	-0.19 (-0.36 - 0.07)	0.65 (-0.23 - 1.35)	0.41 (-0.35 - 0.87)	0.03 (-0.49 - 0.25)
BE0033R	-0.35 (-0.16 - 0.00)	-0.33 (-0.75 - 0.37)	-0.09 (-0.67 - 0.25)	-0.73 (-0.32 - 0.00)
BE0035R	0.17 (-0.06 - 0.00)	0.89 (0.00 - 0.49)	-0.01 (-0.30 - 0.21)	-0.14 (-0.08 - 0.00)
BE0211A	0.37 (-0.12 - 0.00)	0.33 (-0.34 - 0.39)	0.21 (-0.31 - 0.24)	-0.45 (-0.10 - 0.00)
BE0238A	0.58 (-0.11 - 0.80)	0.54 (-0.20 - 1.43)	0.27 (-0.10 - 0.91)	0.03 (-0.84 - 0.76)
BE0294A	0.18 (-0.06 - 0.00)	0.38 (-0.50 - 0.50)	0.25 (-0.11 - 0.60)	-0.68 (-0.46 - 0.00)
BE0298A	0.42 (-0.07 - 0.00)	0.28 (-0.42 - 0.42)	0.26 (-0.33 - 0.40)	-0.65 (-0.12 - 0.00)
BE0302A	0.28 (-0.12 - 0.32)	0.23 (-0.62 - 1.30)	0.18 (-0.48 - 0.69)	0.05 (-0.39 - 0.38)

Table A6: continued. Quantification of trends (ppbv/yr) in seasonal O₃ 5th percentiles 1996-2005. 95% confidence interval are given in brackets. Values in bold indicate significant trends $p < 0.1$. † represents high altitude sites (>1000 m).

ID	Winter (DJF)	Spring (MAM)	Summer (JJA)	Autumn (SON)
BE0304A	0.16 (-0.17 - 0.64)	0.74 (-0.07 - 1.18)	0.08 (-0.60 - 0.56)	0.28 (-0.39 - 0.43)
BE0311A	-0.04 (-0.93 - 0.89)	0.03 (-0.88 - 1.00)	0.04 (-0.26 - 0.48)	0.00 (-0.75 - 0.75)
BE0345A	-0.63 (-0.10 - 0.00)	0.28 (-0.50 - 0.63)	0.44 (-0.24 - 0.58)	-0.56 (-0.07 - 0.00)
†CH0001R	0.10 (-0.49 - 0.49)	0.20 (-0.58 - 0.64)	0.03 (-0.62 - 0.56)	-0.05 (-0.69 - 0.44)
CH0002R	0.80 (0.03 - 0.40)	0.24 (0.31 - 1.00)	0.34 (0.13 - 0.94)	-0.23 (-0.10 - 0.16)
CH0003R	0.71 (0.01 - 0.47)	0.18 (-0.24 - 0.72)	0.14 (-0.28 - 0.53)	-0.37 (-0.16 - 0.10)
†CH0004R	0.05 (-0.26 - 1.55)	0.15 (-0.61 - 0.91)	0.07 (-0.29 - 0.60)	-0.31 (-0.99 - 0.63)
†CH0005R	0.30 (-0.40 - 2.09)	0.18 (-0.40 - 1.28)	0.26 (0.05 - 1.31)	0.02 (-0.80 - 1.18)
CH0019A	0.04 (-0.77 - 1.18)	0.37 (-1.62 - 1.63)	0.54 (-1.10 - 2.12)	-0.33 (-0.85 - 0.73)
CH0024A	0.47 (0.04 - 0.21)	0.13 (-0.23 - 0.27)	0.04 (0.01 - 0.37)	-0.21 (-0.03 - 0.11)
CH0033A	0.26 (0.03 - 0.10)	0.06 (-0.07 - 0.72)	0.08 (-0.31 - 0.68)	-0.43 (-0.03 - 0.07)
†CMN	-0.08 (-0.83 - 0.20)	0.32 (-0.17 - 1.08)	0.35 (-0.11 - 0.59)	-0.31 (-1.36 - 0.28)
CZ0001R	0.00 (-0.64 - 1.30)	-0.33 (-0.50 - 0.54)	-0.63 (-1.00 - 0.00)	-0.20 (-1.00 - 0.50)
CZ0003R	0.15 (-0.58 - 1.65)	0.06 (-0.40 - 0.50)	0.05 (-0.40 - 0.44)	-0.01 (-0.48 - 0.76)
CZ0017A	-0.10 (-1.00 - 1.07)	0.41 (-0.49 - 1.22)	-0.36 (-0.73 - 0.37)	-0.17 (-0.91 - 0.55)
CZ0030A	-0.04 (-1.18 - 1.20)	-0.02 (-1.10 - 0.00)	0.05 (-1.01 - 0.28)	-0.05 (-1.29 - 0.51)
CZ0041A	0.08 (-0.83 - 0.95)	0.21 (-0.96 - 0.86)	0.43 (-0.46 - 0.78)	0.09 (-0.86 - 0.51)
CZ0045A	0.41 (-0.38 - 2.14)	0.49 (-0.30 - 0.97)	0.21 (-0.63 - 0.63)	0.03 (-0.83 - 0.98)
†CZ0049A	0.00 (-0.27 - 1.53)	0.13 (-0.41 - 0.84)	-0.20 (-0.57 - 0.00)	-0.14 (-1.00 - 0.66)
CZ0051A	0.64 (-0.17 - 1.70)	0.78 (0.24 - 1.41)	0.15 (-0.12 - 0.78)	0.11 (-0.59 - 1.20)
†CZ0055A	-0.50 (-1.86 - 0.37)	0.15 (-0.70 - 1.04)	0.06 (-1.11 - 1.82)	-0.55 (-1.95 - 0.34)
CZ0057A	0.25 (-0.32 - 1.68)	0.25 (-0.75 - 0.93)	-0.35 (-1.19 - 0.01)	-0.34 (-0.91 - 0.43)
CZ0062A	0.40 (-0.46 - 1.54)	0.58 (-0.03 - 1.34)	0.62 (-0.09 - 1.00)	0.22 (-1.29 - 1.50)
†DE0003R	-0.11 (-0.96 - 1.21)	0.59 (-0.60 - 1.03)	0.45 (-0.13 - 0.61)	0.12 (-1.01 - 0.59)
DE0007R	0.52 (-0.06 - 0.99)	0.36 (-0.56 - 0.49)	-0.32 (-0.82 - -0.10)	-0.24 (-0.37 - 0.00)
DE0008R	0.31 (-0.20 - 1.48)	0.43 (-0.22 - 0.99)	0.04 (-0.49 - 0.40)	0.02 (-1.21 - 1.36)
DE0009R	0.28 (-0.49 - 1.25)	0.34 (-0.88 - 0.93)	-0.40 (-0.41 - 0.37)	-0.10 (-0.72 - 0.50)
DE0035R	0.40 (-0.50 - 1.72)	0.45 (-0.14 - 0.90)	0.13 (-0.59 - 0.43)	0.09 (-1.18 - 1.10)
DE0422A	0.54 (0.00 - 0.00)	0.29 (0.00 - 0.00)	0.49 (0.00 - 0.33)	0.00 (0.00 - 0.00)
DE0510A	0.37 (0.00 - 0.00)	0.06 (-0.30 - 0.36)	0.20 (-0.28 - 0.83)	-0.23 (0.00 - 0.00)
DE0514A	0.40 (0.00 - 0.00)	0.09 (-0.36 - 0.18)	-0.06 (-0.44 - 0.23)	-0.17 (0.00 - 0.00)
DE0556A	0.61 (-0.17 - 1.42)	0.65 (-0.23 - 1.20)	0.37 (-0.08 - 0.99)	0.14 (-0.90 - 1.11)
DE0649A	0.56 (0.00 - 0.43)	0.38 (-0.20 - 0.75)	0.36 (0.09 - 0.87)	0.17 (0.00 - 0.15)
DE0651A	0.29 (-0.11 - 1.13)	0.15 (-0.36 - 0.89)	0.28 (-0.49 - 0.31)	-0.03 (-0.66 - 0.80)
DE0674A	0.13 (-0.11 - 0.94)	0.15 (-0.19 - 1.00)	0.09 (-0.21 - 0.66)	-0.10 (-0.47 - 0.62)
DE0679A	0.31 (-0.25 - 1.72)	0.12 (-0.68 - 0.54)	-0.12 (-0.55 - 0.50)	-0.01 (-0.81 - 0.85)
DE0680A	0.47 (0.00 - 0.58)	0.42 (-0.17 - 1.22)	0.37 (0.08 - 0.75)	0.13 (-0.31 - 0.78)
DE0684A	0.03 (-0.80 - 1.46)	-0.45 (-1.21 - 0.65)	-1.00 (-1.38 - 0.08)	-0.80 (-1.70 - 0.09)
DE0685A	0.31 (0.00 - 0.91)	0.51 (-0.37 - 1.07)	0.26 (-0.20 - 0.78)	0.03 (-0.63 - 0.67)
DE0686A	0.32 (-0.36 - 1.08)	0.03 (-0.43 - 0.76)	0.02 (-0.41 - 0.26)	-0.18 (-1.13 - 0.82)
DE0687A	0.40 (-0.38 - 1.19)	0.28 (-0.30 - 0.85)	0.09 (-0.25 - 0.51)	-0.07 (-0.71 - 1.02)
DE0688A	0.33 (0.00 - 0.78)	0.17 (-0.44 - 0.87)	-0.04 (-0.21 - 0.66)	-0.13 (-0.22 - 0.73)
DE0699A	0.65 (-0.14 - 1.27)	0.75 (-0.09 - 1.42)	0.58 (-0.23 - 0.88)	0.03 (-0.51 - 0.75)
DE0719A	0.65 (0.00 - 0.88)	0.48 (-0.28 - 1.29)	0.48 (0.00 - 1.03)	0.11 (-0.49 - 0.91)
DE0732A	0.28 (-0.17 - 1.00)	0.00 (-1.00 - 0.25)	-0.31 (-0.82 - 0.00)	-0.27 (-1.00 - 0.61)
DE0735A	0.48 (-0.18 - 0.86)	0.30 (-0.32 - 1.20)	0.18 (-0.25 - 0.53)	-0.06 (-0.50 - 1.00)
DE0737A	0.09 (-0.08 - 1.44)	-0.16 (-0.85 - 0.69)	-0.22 (-0.51 - 0.37)	-0.37 (-1.15 - 0.98)
DE0738A	0.43 (0.00 - 0.38)	-0.08 (-0.22 - 0.22)	0.42 (0.06 - 0.32)	-0.02 (0.00 - 0.00)
DE0739A	0.35 (0.00 - 0.93)	0.45 (-0.41 - 1.28)	-0.03 (-0.28 - 0.58)	0.13 (-0.37 - 0.90)
DE0754A	0.32 (0.00 - 0.00)	-0.03 (-0.10 - 0.45)	-0.68 (-0.36 - 0.08)	-0.16 (-0.08 - 0.00)
DE0844A	0.33 (0.00 - 0.22)	0.09 (-0.65 - 0.55)	-0.24 (-0.28 - 0.30)	-0.13 (-0.60 - 0.26)

Table A6: continued. Quantification of trends (ppbv/yr) in seasonal O₃ 5th percentiles 1996-2005. 95% confidence interval are given in brackets. Values in bold indicate significant trends $p < 0.1$. † represents high altitude sites (>1000 m).

ID	Winter (DJF)	Spring (MAM)	Summer (JJA)	Autumn (SON)
DE0874A	0.25 (0.00 - 0.00)	0.26 (0.00 - 0.22)	0.07 (0.00 - 0.33)	0.12 (0.00 - 0.00)
DE0907A	0.32 (0.00 - 0.00)	0.52 (-0.41 - 1.16)	0.50 (0.00 - 1.20)	-0.02 (0.00 - 0.00)
DE0960A	0.24 (-0.34 - 1.10)	0.10 (-0.70 - 0.52)	-0.32 (-0.63 - 0.26)	0.06 (-0.78 - 0.30)
DE0996A	0.08 (-0.30 - 1.26)	0.02 (-0.35 - 0.97)	0.11 (-0.22 - 0.46)	0.06 (-0.81 - 1.17)
EE0011R	-0.41 (-0.89 - 0.95)	-0.41 (-1.24 - 0.18)	-0.36 (-1.01 - 0.52)	-0.49 (-1.87 - 0.77)
†ES0007R	-0.88 (-2.08 - 0.25)	-0.84 (-2.00 - 0.37)	-0.76 (-2.29 - 0.79)	-0.83 (-1.93 - 0.41)
ES1222A	-0.12 (-0.23 - 0.00)	-0.25 (-0.58 - 0.21)	0.01 (-0.25 - 0.42)	-0.33 (-0.65 - 0.00)
ES1400A	-1.01 (-1.31 - -0.50)	-0.59 (-2.18 - 0.72)	-0.58 (-1.65 - 0.32)	-1.04 (-1.77 - -0.17)
†ES1435A	-0.54 (-0.99 - 0.11)	0.10 (-0.77 - 0.42)	0.60 (0.13 - 1.03)	-0.10 (-0.57 - 0.29)
†ES1437A	-0.84 (-1.48 - -0.17)	-0.36 (-1.05 - 0.23)	0.00 (-0.94 - 0.93)	-0.67 (-1.21 - -0.14)
†ES1441A	-0.49 (-1.08 - 0.28)	-0.12 (-1.13 - 0.48)	0.34 (-0.19 - 0.83)	-0.56 (-1.30 - 0.24)
FR08	0.97 (0.11 - 1.57)	0.09 (-1.15 - 0.99)	-0.11 (-0.75 - 0.66)	0.46 (-1.03 - 1.23)
GB0002R	-0.05 (-0.52 - 0.67)	0.03 (-0.26 - 0.25)	-0.39 (-0.40 - 0.16)	-0.05 (-0.16 - 0.46)
GB0006R	0.38 (-0.34 - 1.00)	0.48 (0.00 - 0.72)	-0.07 (-0.14 - 0.47)	0.19 (0.00 - 0.49)
GB0013R	0.31 (-0.22 - 1.37)	0.21 (-0.49 - 0.87)	-0.22 (-0.76 - 0.14)	0.23 (-0.21 - 0.67)
GB0014R	0.56 (0.00 - 1.00)	0.28 (0.00 - 0.81)	-0.32 (-0.20 - 0.49)	0.16 (-0.42 - 0.88)
GB0015R	0.31 (-0.68 - 1.41)	0.24 (-0.51 - 0.88)	-0.17 (-0.76 - 0.38)	-0.02 (-0.50 - 0.63)
GB0031R	0.50 (-0.63 - 1.72)	0.46 (0.00 - 1.71)	0.01 (-0.72 - 0.58)	0.79 (-0.24 - 1.28)
GB0033R	0.28 (-0.59 - 0.80)	0.01 (-0.62 - 0.57)	-0.21 (-0.50 - 0.38)	0.29 (0.00 - 0.86)
GB0036R	0.45 (0.00 - 0.58)	0.39 (-0.34 - 1.35)	-0.18 (0.00 - 0.94)	0.11 (-0.50 - 0.50)
GB0037R	0.42 (0.00 - 1.10)	0.33 (-0.19 - 1.00)	-0.46 (-0.58 - 0.00)	-0.03 (-0.32 - 0.78)
GB0038R	0.42 (-0.14 - 0.92)	0.16 (-0.17 - 1.20)	0.00 (-0.62 - 0.34)	0.28 (-0.57 - 0.64)
GB0039R	0.47 (0.00 - 0.72)	0.29 (-0.33 - 0.93)	-0.22 (-0.33 - 0.62)	0.21 (-0.29 - 0.75)
GB0044R	0.00 (-0.33 - 1.00)	0.04 (-0.33 - 0.93)	-0.44 (-0.40 - 0.32)	0.05 (-0.61 - 0.50)
GB0045R	0.57 (0.00 - 0.49)	0.62 (-0.40 - 0.98)	0.68 (0.00 - 0.86)	0.60 (0.00 - 0.61)
GB0617A	0.12 (0.00 - 0.32)	-0.02 (-0.50 - 0.49)	-0.16 (-0.29 - 0.67)	-0.17 (-0.25 - 0.00)
HPB	0.09 (-0.47 - 1.60)	0.16 (-0.78 - 1.35)	0.19 (-0.18 - 0.78)	-0.06 (-1.13 - 0.57)
HU0002R	-0.27 (-1.04 - 1.08)	-1.88 (-1.86 - -0.64)	-1.27 (-2.13 - -0.16)	-1.60 (-1.33 - -0.01)
IE31	0.27 (-0.58 - 1.83)	0.28 (-0.15 - 1.13)	-0.17 (-1.00 - 0.50)	0.05 (-0.78 - 0.63)
IT04	0.76 (0.05 - 0.32)	0.52 (0.73 - 1.24)	0.07 (0.38 - 0.91)	-0.32 (0.04 - 0.45)
LT0015R	0.42 (-0.26 - 2.06)	0.68 (-0.19 - 1.50)	0.22 (-0.50 - 0.76)	0.06 (-1.11 - 0.15)
LV0010R	-0.02 (-1.00 - 1.25)	0.16 (-1.30 - 0.25)	-0.67 (-1.27 - -0.21)	-0.65 (-0.93 - -0.36)
NL0007R	0.18 (-0.04 - 0.02)	0.47 (-0.03 - 0.77)	-0.02 (-0.40 - 0.24)	-0.14 (-0.11 - 0.00)
NL0009R	0.63 (-0.05 - 0.33)	0.45 (-0.35 - 0.81)	0.06 (-0.15 - 0.36)	-0.14 (-0.45 - 0.23)
NL0010R	0.19 (-0.07 - 0.01)	0.58 (-0.12 - 0.44)	0.16 (-0.18 - 0.42)	-0.24 (-0.05 - -0.01)
NL0196A	-0.09 (-0.06 - 0.04)	0.33 (-0.27 - 0.60)	-0.05 (-0.82 - 0.27)	-0.08 (-0.08 - -0.03)
NL0198A	0.02 (-0.08 - 0.06)	0.13 (-0.29 - 0.87)	0.16 (-0.60 - 0.33)	-0.03 (-0.21 - 0.12)
NL0202A	0.16 (-0.08 - 0.08)	0.36 (-0.21 - 0.44)	0.25 (-0.41 - 0.38)	0.01 (-0.09 - 0.04)
NL0205A	-0.15 (-0.16 - 0.02)	0.61 (-0.07 - 0.59)	0.37 (-0.47 - 0.13)	-0.22 (-0.11 - 0.02)
NL0207A	0.37 (-0.05 - 0.20)	0.29 (0.01 - 1.18)	0.18 (-0.20 - 0.67)	-0.11 (-0.57 - 0.32)
NL0209A	0.20 (-0.05 - 0.09)	0.23 (-0.05 - 0.35)	0.08 (-0.39 - 0.24)	-0.03 (-0.10 - 0.06)
NL0220A	0.45 (-0.08 - 0.06)	0.11 (-0.24 - 0.60)	-0.04 (-0.36 - 0.35)	-0.30 (-0.12 - 0.02)
NL0223A	0.00 (-0.06 - 0.17)	0.34 (-0.10 - 0.47)	0.20 (-0.16 - 0.39)	0.29 (0.00 - 0.07)
NL0226A	-0.41 (-0.11 - 0.00)	0.30 (-0.06 - 0.45)	0.09 (-0.51 - 0.30)	-0.25 (-0.08 - -0.01)
NL0227A	0.45 (-0.10 - 0.05)	0.25 (-0.23 - 1.12)	-0.17 (-0.38 - 0.39)	-0.22 (-0.19 - -0.02)
NL0228A	0.17 (-0.08 - 0.01)	0.37 (-0.01 - 0.85)	0.15 (-0.34 - 0.32)	-0.10 (-0.08 - 0.06)
NL0229A	0.45 (-0.04 - 0.03)	0.57 (-0.02 - 0.61)	0.67 (0.07 - 0.53)	0.30 (-0.03 - 0.03)
NL0231A	0.02 (-0.09 - 0.06)	0.30 (-0.08 - 1.28)	0.08 (-0.31 - 0.40)	-0.12 (-0.20 - 0.10)
NL0232A	0.46 (-0.06 - 0.02)	0.19 (-0.20 - 0.39)	-0.31 (-0.31 - 0.09)	-0.14 (-0.04 - 0.00)
NL0250A	0.18 (-0.07 - 0.01)	0.19 (-0.28 - 0.50)	0.14 (-0.70 - 0.26)	-0.13 (-0.03 - 0.03)
NO01	0.06 (-1.07 - 0.52)	-0.35 (-0.72 - 0.25)	-0.39 (-0.76 - 0.00)	-0.05 (-0.41 - 0.00)

Table A6: continued. Quantification of trends (ppbv/yr) in seasonal O₃ 5th percentiles 1996-2005. 95% confidence interval are given in brackets. Values in bold indicate significant trends $p < 0.1$. † represents high altitude sites (>1000 m).

ID	Winter (DJF)	Spring (MAM)	Summer (JJA)	Autumn (SON)
†PL03	-0.32 (-1.91 - 0.38)	-0.59 (-3.14 - 0.06)	-0.32 (-1.82 - 1.00)	-0.19 (-2.36 - 0.41)
PT0004R	-0.47 (-1.21 - 1.05)	-0.54 (-2.17 - 2.12)	0.31 (-2.17 - 1.15)	0.20 (-2.48 - 0.09)
†PUY	-0.07 (-0.59 - 0.45)	-0.08 (-0.93 - 0.93)	0.24 (-0.57 - 2.63)	0.14 (-0.89 - 0.78)
SI0008R	0.18 (-0.30 - 0.96)	-0.51 (-0.56 - 0.21)	-0.42 (-0.13 - -0.03)	-0.59 (-0.15 - 0.09)
†ZUG	-0.40 (-1.08 - -0.03)	-0.14 (-1.03 - 0.35)	-0.25 (-0.55 - 0.28)	-0.46 (-1.29 - 0.11)

Table A7: Quantification of trends (ppbv/yr) in seasonal O₃ 95th percentiles 1996-2005. 95% confidence interval are given in brackets. Values in bold indicate significant trends $p < 0.1$. † represents high altitude sites (>1000 m).

ID	Winter (DJF)	Spring (MAM)	Summer (JJA)	Autumn (SON)
AT0002R	0.25 (-0.96 - 1.05)	0.27 (-0.21 - 1.53)	0.16 (-0.45 - 1.26)	-0.22 (-1.24 - 1.27)
†AT0004R	0.27 (-0.34 - 0.83)	0.12 (-0.64 - 1.05)	0.34 (-0.30 - 1.64)	0.08 (-0.59 - 0.86)
†AT0005R	0.73 (-0.65 - 1.28)	0.13 (-0.44 - 1.37)	0.04 (-1.60 - 1.27)	0.11 (-0.78 - 1.43)
†AT0034R	0.55 (-0.31 - 1.20)	0.32 (-0.16 - 0.94)	0.49 (-0.24 - 1.93)	-0.14 (-0.89 - 0.74)
AT0044A	0.35 (-0.74 - 1.20)	-0.18 (-1.23 - 0.97)	0.33 (-0.69 - 2.20)	-0.37 (-1.25 - 0.51)
AT0052A	0.46 (-1.50 - 1.97)	0.54 (-0.43 - 1.36)	0.94 (-0.40 - 2.42)	-0.18 (-1.37 - 1.15)
AT0054A	0.20 (-0.69 - 0.83)	0.47 (-0.28 - 1.43)	0.28 (-0.43 - 1.32)	-0.13 (-0.94 - 0.78)
†AT0058A	0.28 (-0.08 - 0.90)	-0.05 (-0.78 - 0.60)	0.20 (-0.57 - 1.19)	0.04 (-0.50 - 0.64)
†AT0064A	0.33 (-0.04 - 0.88)	0.35 (-0.99 - 0.78)	0.49 (-0.11 - 1.81)	0.17 (-0.50 - 0.86)
AT0069A	0.34 (-0.90 - 0.96)	0.09 (-1.00 - 1.52)	0.14 (-0.85 - 1.69)	-0.29 (-1.03 - 0.99)
AT0073A	-0.05 (-1.15 - 0.24)	0.23 (-0.16 - 0.98)	-0.12 (-1.06 - 1.05)	-0.55 (-1.47 - 0.51)
†AT0079A	0.14 (-0.28 - 0.46)	0.26 (-0.50 - 0.97)	0.10 (-0.36 - 0.87)	0.01 (-0.65 - 0.77)
AT0080A	0.21 (-0.96 - 1.02)	0.45 (-0.94 - 1.08)	0.14 (-0.44 - 1.45)	-0.06 (-1.44 - 1.33)
AT0086A	0.90 (-0.09 - 2.09)	0.79 (-0.84 - 2.55)	1.11 (0.55 - 2.76)	0.68 (-1.45 - 2.70)
†AT0089A	0.25 (0.00 - 0.69)	0.08 (-0.91 - 0.62)	0.37 (-0.24 - 1.61)	0.05 (-0.44 - 0.74)
AT0094A	0.39 (-1.02 - 0.85)	0.38 (-0.75 - 1.75)	0.16 (-1.02 - 1.67)	-0.55 (-1.38 - 0.67)
AT0095A	0.81 (-0.03 - 2.09)	0.68 (-0.09 - 1.68)	0.61 (-0.23 - 1.73)	0.39 (-0.91 - 1.83)
AT0096A	0.87 (-0.25 - 1.75)	0.82 (0.05 - 2.00)	0.30 (-0.26 - 1.82)	-0.14 (-1.08 - 0.75)
AT0101A	0.52 (-0.59 - 1.50)	0.31 (-1.03 - 1.05)	0.43 (-0.45 - 1.68)	0.17 (-1.17 - 1.25)
AT0102A	0.72 (-0.50 - 1.59)	1.01 (0.31 - 2.30)	0.65 (-0.49 - 1.87)	-0.02 (-1.70 - 1.29)
AT0103A	0.22 (-1.24 - 1.07)	0.17 (-0.96 - 0.72)	0.25 (-0.52 - 1.10)	-0.40 (-1.51 - 0.64)
AT0105A	0.78 (-0.45 - 1.82)	1.25 (0.21 - 2.20)	0.78 (-0.07 - 2.30)	0.18 (-1.25 - 1.28)
†AT0108A	0.42 (-0.70 - 0.76)	0.72 (-0.33 - 2.08)	0.40 (-0.47 - 1.68)	-0.10 (-0.84 - 1.03)
AT0111A	0.38 (-0.67 - 1.50)	0.40 (-0.31 - 2.08)	0.73 (0.04 - 2.51)	0.06 (-0.97 - 1.74)
AT0115A	0.40 (-0.75 - 1.14)	0.15 (-0.42 - 1.00)	0.01 (-0.70 - 1.63)	-0.12 (-1.17 - 0.75)
AT0121A	0.55 (-0.31 - 1.20)	0.32 (-0.16 - 0.94)	0.49 (-0.24 - 1.93)	-0.14 (-0.89 - 0.74)
AT0122A	0.43 (-0.95 - 1.61)	0.69 (-0.13 - 2.00)	0.84 (-0.02 - 2.62)	-0.23 (-1.77 - 0.83)
†AT0124A	-0.01 (-0.48 - 0.69)	-0.12 (-1.06 - 0.37)	0.18 (-0.60 - 1.33)	-0.04 (-0.93 - 0.80)
AT0128A	0.19 (-1.30 - 1.48)	0.03 (-0.53 - 1.38)	0.30 (-0.61 - 2.06)	-0.26 (-1.08 - 1.12)
AT0134A	1.30 (0.00 - 1.80)	1.33 (0.34 - 2.70)	0.64 (-0.10 - 2.00)	0.32 (-0.51 - 1.58)
AT0141A	0.87 (-0.40 - 1.87)	0.06 (-0.44 - 0.99)	0.30 (-0.22 - 1.48)	-0.02 (-1.17 - 0.88)
AT0143A	0.54 (-0.21 - 2.25)	0.27 (-0.33 - 1.34)	0.26 (-0.22 - 1.94)	-0.09 (-1.16 - 1.17)
†AT0146A	0.47 (-0.70 - 1.10)	0.13 (-0.33 - 0.72)	-0.17 (-1.14 - 0.96)	-0.30 (-1.05 - 0.38)
AT0149A	0.42 (-0.63 - 1.53)	0.63 (-0.17 - 1.87)	0.50 (-0.15 - 1.59)	-0.03 (-1.11 - 1.39)
AT0153A	0.27 (-1.53 - 1.36)	0.23 (-0.78 - 0.87)	0.67 (-0.68 - 2.18)	-0.40 (-1.48 - 0.69)
AT0154A	0.92 (-0.25 - 2.21)	1.59 (0.99 - 3.23)	0.82 (-0.44 - 1.85)	0.26 (-0.67 - 1.72)
AT0162A	0.28 (-0.70 - 1.78)	0.16 (-0.48 - 0.86)	0.21 (-0.52 - 1.39)	-0.33 (-1.18 - 0.92)
AT0164A	0.70 (-0.80 - 1.99)	0.15 (-0.43 - 1.54)	0.41 (-0.37 - 2.09)	0.13 (-1.30 - 0.83)
AT0166A	0.51 (-0.12 - 1.83)	0.49 (0.11 - 1.56)	0.59 (-0.20 - 2.14)	-0.07 (-0.49 - 0.92)
AT0167A	1.31 (-0.68 - 2.37)	1.65 (0.93 - 3.67)	1.15 (0.21 - 2.63)	0.47 (-0.84 - 2.20)
AT0175A	0.20 (-2.49 - 1.00)	0.57 (-0.20 - 1.36)	0.63 (-0.32 - 1.81)	0.22 (-1.89 - 1.57)
AT0176A	0.08 (-0.77 - 0.70)	0.30 (-0.62 - 1.55)	0.50 (0.09 - 1.91)	-0.04 (-0.83 - 0.78)
†AT0180A	-0.54 (-1.09 - 0.42)	-0.36 (-1.19 - 0.74)	-0.19 (-1.02 - 1.26)	-0.32 (-1.11 - 0.39)
BE0032R	-0.19 (-0.73 - 1.05)	0.65 (-0.52 - 2.45)	0.41 (-0.99 - 1.57)	0.03 (-1.21 - 1.22)
BE0033R	-0.35 (-0.77 - 0.60)	-0.33 (-1.10 - 0.20)	-0.09 (-1.42 - 1.64)	-0.73 (-1.31 - 0.01)
BE0035R	0.17 (-0.39 - 1.09)	0.89 (0.01 - 2.43)	-0.01 (-1.62 - 1.28)	-0.14 (-1.68 - 0.96)
BE0211A	0.37 (-0.47 - 2.23)	0.33 (-1.50 - 1.42)	0.21 (-1.00 - 1.57)	-0.45 (-1.68 - 0.05)
BE0238A	0.58 (-0.35 - 1.30)	0.54 (-0.75 - 1.74)	0.27 (-0.61 - 1.53)	0.03 (-1.30 - 0.90)
BE0294A	0.18 (-0.49 - 1.38)	0.38 (-1.62 - 1.69)	0.25 (-0.77 - 2.07)	-0.68 (-1.86 - 0.00)
BE0298A	0.42 (-0.38 - 1.65)	0.28 (-1.31 - 1.84)	0.26 (-1.05 - 2.28)	-0.65 (-2.41 - 0.48)
BE0302A	0.28 (-0.41 - 1.18)	0.23 (-1.73 - 2.39)	0.18 (-0.43 - 1.57)	0.05 (-1.20 - 1.40)

Table A7: continued. Quantification of trends (ppbv/yr) in seasonal O₃ 95th percentiles 1996-2005. 95% confidence interval are given in brackets. Values in bold indicate significant trends $p < 0.1$. † represents high altitude sites (>1000 m).

ID	Winter (DJF)	Spring (MAM)	Summer (JJA)	Autumn (SON)
BE0304A	0.16 (-0.54 - 0.99)	0.74 (-0.21 - 2.17)	0.08 (-1.29 - 1.89)	0.28 (-1.06 - 2.29)
BE0311A	-0.04 (-0.77 - 0.59)	0.03 (-1.87 - 1.46)	0.04 (-0.71 - 1.37)	0.00 (-1.25 - 1.15)
BE0345A	-0.63 (-0.69 - 0.34)	0.28 (-1.59 - 2.07)	0.44 (-1.04 - 2.97)	-0.56 (-2.47 - 1.49)
†CH0001R	0.10 (-0.16 - 0.82)	0.20 (-0.53 - 0.95)	0.03 (-0.44 - 0.62)	-0.05 (-0.73 - 0.58)
CH0002R	0.80 (-0.47 - 1.89)	0.24 (-0.61 - 1.10)	0.34 (-0.33 - 1.62)	-0.23 (-1.67 - 0.85)
CH0003R	0.71 (-0.68 - 1.07)	0.18 (-0.69 - 1.42)	0.14 (-0.97 - 1.53)	-0.37 (-1.53 - 0.66)
†CH0004R	0.05 (-0.89 - 0.15)	0.15 (-0.81 - 1.01)	0.07 (-0.28 - 1.62)	-0.31 (-1.53 - 0.79)
†CH0005R	0.30 (-0.67 - 0.53)	0.18 (-0.73 - 0.78)	0.26 (-0.49 - 1.80)	0.02 (-1.09 - 0.61)
CH0019A	0.04 (-1.95 - 0.67)	0.37 (-2.70 - 1.22)	0.54 (-1.45 - 2.14)	-0.33 (-3.66 - 0.45)
CH0024A	0.47 (-0.78 - 1.35)	0.13 (-1.21 - 1.05)	0.04 (-1.41 - 0.87)	-0.21 (-1.65 - 0.83)
CH0033A	0.26 (-1.17 - 1.49)	0.06 (-1.80 - 1.34)	0.08 (-1.73 - 1.63)	-0.43 (-2.73 - 0.63)
†CMN	-0.08 (-0.75 - 0.83)	0.32 (-0.67 - 0.98)	0.35 (-0.82 - 1.48)	-0.31 (-1.58 - 0.80)
CZ0001R	0.00 (-1.13 - 0.60)	-0.33 (-1.43 - 0.40)	-0.63 (-1.09 - 0.15)	-0.20 (-1.16 - 1.02)
CZ0003R	0.15 (-1.06 - 0.97)	0.06 (-1.00 - 0.81)	0.05 (-0.60 - 1.02)	-0.01 (-1.23 - 1.46)
CZ0017A	-0.10 (-1.50 - 0.64)	0.41 (-0.98 - 0.91)	-0.36 (-1.08 - 0.45)	-0.17 (-1.25 - 0.68)
CZ0030A	-0.04 (-1.16 - 1.00)	-0.02 (-0.96 - 1.04)	0.05 (-0.98 - 1.24)	-0.05 (-1.38 - 1.62)
CZ0041A	0.08 (-1.35 - 1.27)	0.21 (-1.01 - 2.25)	0.43 (-0.75 - 2.30)	0.09 (-1.46 - 1.69)
CZ0045A	0.41 (-0.73 - 1.46)	0.49 (-0.02 - 1.50)	0.21 (-0.85 - 1.75)	0.03 (-1.95 - 1.52)
†CZ0049A	0.00 (-0.88 - 0.23)	0.13 (-0.73 - 0.87)	-0.20 (-1.23 - 0.79)	-0.14 (-1.16 - 0.48)
CZ0051A	0.64 (-0.52 - 1.36)	0.78 (-0.48 - 1.49)	0.15 (-0.64 - 0.70)	0.11 (-0.90 - 1.10)
†CZ0055A	-0.50 (-1.25 - 0.88)	0.15 (-2.17 - 2.08)	0.06 (-2.02 - 3.12)	-0.55 (-1.96 - 0.95)
CZ0057A	0.25 (-0.90 - 0.96)	0.25 (-1.02 - 1.52)	-0.35 (-1.49 - 1.03)	-0.34 (-1.25 - 0.62)
CZ0062A	0.40 (-0.74 - 0.75)	0.58 (-0.91 - 1.80)	0.62 (0.31 - 1.88)	0.22 (-1.21 - 2.83)
†DE0003R	-0.11 (-0.69 - 0.34)	0.59 (-0.22 - 1.60)	0.45 (-0.12 - 2.47)	0.12 (-0.96 - 1.09)
DE0007R	0.52 (-0.20 - 1.30)	0.36 (-0.76 - 1.62)	-0.32 (-0.98 - 1.03)	-0.24 (-0.98 - 1.48)
DE0008R	0.31 (-0.69 - 0.62)	0.43 (-1.15 - 1.46)	0.04 (-0.46 - 1.59)	0.02 (-1.12 - 1.68)
DE0009R	0.28 (-0.30 - 0.50)	0.34 (-0.63 - 1.54)	-0.40 (-1.40 - 0.15)	-0.10 (-0.50 - 0.76)
DE0035R	0.40 (-0.79 - 1.03)	0.45 (-0.75 - 1.75)	0.13 (-0.74 - 1.59)	0.09 (-1.06 - 2.00)
DE0422A	0.54 (0.17 - 1.97)	0.29 (-0.80 - 1.78)	0.49 (-0.89 - 1.95)	0.00 (-0.98 - 1.67)
DE0510A	0.37 (-0.72 - 1.27)	0.06 (-0.70 - 1.48)	0.20 (-0.80 - 1.78)	-0.23 (-1.67 - 1.08)
DE0514A	0.40 (-0.78 - 1.33)	0.09 (-0.77 - 1.21)	-0.06 (-1.02 - 1.42)	-0.17 (-1.00 - 0.80)
DE0556A	0.61 (-0.51 - 0.66)	0.65 (-0.54 - 1.91)	0.37 (-0.08 - 2.02)	0.14 (-0.59 - 1.62)
DE0649A	0.56 (-0.27 - 1.42)	0.38 (-0.71 - 1.92)	0.36 (-0.39 - 1.42)	0.17 (-0.97 - 1.29)
DE0651A	0.29 (-0.74 - 0.59)	0.15 (-1.17 - 1.84)	0.28 (0.14 - 1.88)	-0.03 (-1.13 - 1.45)
DE0674A	0.13 (-0.60 - 0.24)	0.15 (-0.63 - 1.16)	0.09 (-1.06 - 1.29)	-0.10 (-0.95 - 0.50)
DE0679A	0.31 (-0.91 - 0.43)	0.12 (-0.95 - 0.87)	-0.12 (-0.98 - 0.78)	-0.01 (-1.73 - 0.90)
DE0680A	0.47 (-0.17 - 1.01)	0.42 (-0.41 - 1.87)	0.37 (-0.64 - 1.42)	0.13 (-0.74 - 1.00)
DE0684A	0.03 (-1.21 - 0.54)	-0.45 (-1.95 - 0.88)	-1.00 (-2.09 - 1.20)	-0.80 (-2.60 - 0.50)
DE0685A	0.31 (-0.48 - 1.50)	0.51 (-0.72 - 1.80)	0.26 (-0.48 - 1.52)	0.03 (-1.35 - 0.91)
DE0686A	0.32 (-0.49 - 0.70)	0.03 (-1.00 - 1.13)	0.02 (-1.00 - 1.30)	-0.18 (-1.30 - 0.44)
DE0687A	0.40 (-0.43 - 0.52)	0.28 (-0.50 - 1.56)	0.09 (-0.97 - 1.63)	-0.07 (-1.18 - 0.94)
DE0688A	0.33 (-0.58 - 0.84)	0.17 (-1.04 - 1.33)	-0.04 (-1.16 - 0.66)	-0.13 (-1.44 - 0.63)
DE0699A	0.65 (-0.55 - 1.35)	0.75 (-0.50 - 1.83)	0.58 (-0.30 - 2.17)	0.03 (-1.50 - 1.34)
DE0719A	0.65 (-0.60 - 1.08)	0.48 (-1.01 - 1.51)	0.48 (-1.11 - 1.71)	0.11 (-1.21 - 1.50)
DE0732A	0.28 (-0.59 - 0.72)	0.00 (-0.83 - 1.57)	-0.31 (-1.50 - 0.94)	-0.27 (-1.00 - 1.03)
DE0735A	0.48 (-0.45 - 0.86)	0.30 (-0.93 - 1.68)	0.18 (-0.52 - 1.94)	-0.06 (-1.16 - 0.75)
DE0737A	0.09 (-1.16 - 0.36)	-0.16 (-1.30 - 1.07)	-0.22 (-1.37 - 0.80)	-0.37 (-1.92 - 0.29)
DE0738A	0.43 (-0.68 - 0.80)	-0.08 (-1.25 - 0.85)	0.42 (-0.57 - 1.44)	-0.02 (-1.16 - 1.44)
DE0739A	0.35 (-0.90 - 0.80)	0.45 (-0.81 - 2.28)	-0.03 (-1.29 - 1.24)	0.13 (-1.29 - 1.00)
DE0754A	0.32 (-0.75 - 1.20)	-0.03 (-1.94 - 1.00)	-0.68 (-1.87 - 0.28)	-0.16 (-1.49 - 1.40)
DE0844A	0.33 (-0.50 - 0.61)	0.09 (-0.51 - 0.83)	-0.24 (-1.18 - 0.51)	-0.13 (-1.04 - 1.13)

Table A7: continued. Quantification of trends (ppbv/yr) in seasonal O₃ 95th percentiles 1996-2005. 95% confidence interval are given in brackets. Values in bold indicate significant trends $p < 0.1$. † represents high altitude sites (>1000 m).

ID	Winter (DJF)	Spring (MAM)	Summer (JJA)	Autumn (SON)
DE0874A	0.25 (-0.50 - 1.09)	0.26 (-0.39 - 1.16)	0.07 (-0.93 - 0.84)	0.12 (-1.00 - 1.02)
DE0907A	0.32 (-0.83 - 1.53)	0.52 (-1.00 - 2.12)	0.50 (-0.72 - 2.01)	-0.02 (-1.47 - 2.19)
DE0960A	0.24 (-0.69 - 0.78)	0.10 (-1.26 - 1.43)	-0.32 (-1.50 - 1.00)	0.06 (-0.60 - 1.24)
DE0996A	0.08 (-0.70 - 0.43)	0.02 (-1.15 - 1.32)	0.11 (-0.55 - 1.35)	0.06 (-0.87 - 1.67)
EE0011R	-0.41 (-1.00 - -0.02)	-0.41 (-1.28 - 0.77)	-0.36 (-1.73 - 0.85)	-0.49 (-2.04 - 0.32)
†ES0007R	-0.70 (-1.93 - 0.11)	-0.89 (-2.00 - 0.37)	-1.09 (-2.39 - 0.75)	-0.85 (-2.96 - 0.93)
ES1222A	-0.29 (-1.35 - 0.48)	-0.34 (-1.17 - 0.75)	-0.52 (-1.40 - 0.63)	-2.28 (-4.31 - 0.14)
ES1400A	-0.87 (-1.69 - 0.19)	-1.20 (-3.60 - 0.00)	-1.30 (-2.79 - 0.76)	-2.94 (-4.38 - -1.20)
†ES1435A	0.11 (-0.62 - 0.94)	0.34 (-0.57 - 1.23)	1.09 (0.26 - 1.99)	-0.55 (-2.26 - 0.66)
†ES1437A	-0.70 (-1.52 - -0.13)	0.15 (-0.64 - 1.04)	-0.18 (-1.88 - 0.92)	-1.12 (-2.75 - -0.28)
†ES1441A	-0.53 (-1.22 - 0.00)	-0.13 (-0.56 - 0.86)	-0.09 (-0.92 - 0.60)	-0.68 (-2.81 - 0.75)
FR08	0.97 (-0.03 - 2.11)	0.09 (-1.03 - 0.97)	-0.11 (-1.09 - 1.22)	0.46 (-1.34 - 2.42)
GB0002R	-0.05 (-0.69 - 0.14)	0.03 (-0.57 - 0.50)	-0.39 (-1.74 - -0.01)	-0.05 (-0.90 - 0.17)
GB0006R	0.38 (-0.75 - 1.14)	0.48 (0.00 - 0.83)	-0.07 (-1.56 - 0.00)	0.19 (-0.49 - 0.67)
GB0013R	0.31 (0.00 - 0.62)	0.21 (-0.50 - 1.00)	-0.22 (-1.85 - 0.74)	0.23 (-0.16 - 0.71)
GB0014R	0.56 (0.00 - 0.96)	0.28 (-0.76 - 1.01)	-0.32 (-2.25 - 0.53)	0.16 (-0.34 - 0.69)
GB0015R	0.31 (-0.17 - 0.65)	0.24 (0.11 - 0.78)	-0.17 (-1.32 - 0.86)	-0.02 (-0.39 - 0.75)
GB0031R	0.50 (0.00 - 0.85)	0.46 (0.00 - 1.00)	0.01 (-1.66 - 1.40)	0.79 (0.00 - 1.28)
GB0033R	0.28 (-0.13 - 0.58)	0.01 (-0.45 - 0.41)	-0.21 (-1.69 - 0.33)	0.29 (-0.14 - 0.53)
GB0036R	0.45 (0.00 - 0.96)	0.39 (-0.51 - 1.43)	-0.18 (-2.20 - 0.50)	0.11 (-0.52 - 1.00)
GB0037R	0.42 (-0.40 - 1.00)	0.33 (-0.45 - 1.05)	-0.46 (-2.21 - 1.00)	-0.03 (-0.87 - 0.76)
GB0038R	0.42 (-0.19 - 0.84)	0.16 (-0.77 - 1.13)	0.00 (-2.13 - 1.27)	0.28 (-0.30 - 1.01)
GB0039R	0.47 (-0.50 - 1.23)	0.29 (-0.10 - 1.53)	-0.22 (-1.76 - 1.00)	0.21 (-0.33 - 1.02)
GB0044R	0.00 (-0.43 - 0.49)	0.04 (-0.76 - 0.50)	-0.44 (-2.61 - -0.25)	0.05 (-0.57 - 0.56)
GB0045R	0.57 (0.20 - 1.65)	0.62 (-0.29 - 2.40)	0.68 (-1.04 - 2.88)	0.60 (-0.53 - 1.75)
GB0617A	0.12 (-0.45 - 0.34)	-0.02 (-0.86 - 0.96)	-0.16 (-1.69 - 0.50)	-0.17 (-1.00 - 0.69)
HPB	0.09 (-0.74 - 0.32)	0.16 (-0.44 - 1.43)	0.19 (-0.68 - 2.25)	-0.06 (-1.10 - 0.82)
HU0002R	-0.27 (-1.98 - 1.49)	-1.88 (-4.04 - -0.99)	-1.27 (-2.76 - 0.60)	-1.60 (-3.51 - -0.26)
IE31	0.27 (-0.17 - 0.42)	0.28 (-0.39 - 0.65)	-0.17 (-1.74 - 0.00)	0.05 (-0.28 - 0.33)
IT04	0.76 (-0.55 - 2.96)	0.52 (-1.90 - 1.00)	0.07 (-2.73 - 0.76)	-0.32 (-3.31 - 0.72)
LT0015R	0.42 (-0.73 - 0.88)	0.68 (0.00 - 1.38)	0.22 (-0.76 - 0.98)	0.06 (-1.46 - 1.78)
LV0010R	-0.02 (-0.95 - 0.70)	0.16 (-1.36 - 1.61)	-0.67 (-1.73 - -0.40)	-0.65 (-1.45 - 0.21)
NL0007R	0.18 (-0.48 - 0.92)	0.47 (-0.36 - 1.73)	-0.02 (-1.85 - 1.30)	-0.14 (-0.70 - 0.73)
NL0009R	0.63 (-0.10 - 1.34)	0.45 (-0.22 - 1.16)	0.06 (-0.46 - 1.20)	-0.14 (-0.77 - 0.69)
NL0010R	0.19 (-0.37 - 1.31)	0.58 (-0.08 - 1.77)	0.16 (-1.06 - 1.50)	-0.24 (-0.86 - 0.77)
NL0196A	-0.09 (-0.58 - 0.66)	0.33 (-0.63 - 1.98)	-0.05 (-1.37 - 1.86)	-0.08 (-0.84 - 0.68)
NL0198A	0.02 (-0.76 - 1.02)	0.13 (-0.71 - 0.93)	0.16 (-1.20 - 2.18)	-0.03 (-0.79 - 1.19)
NL0202A	0.16 (-0.66 - 0.77)	0.36 (-0.80 - 1.83)	0.25 (-1.22 - 2.32)	0.01 (-1.09 - 0.69)
NL0205A	-0.15 (-0.52 - 0.59)	0.61 (-0.14 - 1.74)	0.37 (-1.01 - 2.55)	-0.22 (-1.04 - 1.39)
NL0207A	0.37 (-0.46 - 0.77)	0.29 (-0.33 - 1.16)	0.18 (-1.00 - 1.93)	-0.11 (-0.95 - 0.71)
NL0209A	0.20 (-0.60 - 0.72)	0.23 (-0.96 - 1.41)	0.08 (-1.19 - 1.88)	-0.03 (-0.86 - 1.36)
NL0220A	0.45 (-0.70 - 1.05)	0.11 (-0.65 - 0.86)	-0.04 (-1.19 - 1.30)	-0.30 (-0.93 - 0.39)
NL0223A	0.00 (-0.80 - 0.49)	0.34 (-1.13 - 1.41)	0.20 (-1.90 - 1.53)	0.29 (-0.62 - 1.41)
NL0226A	-0.41 (-0.79 - 0.54)	0.30 (-0.50 - 1.39)	0.09 (-1.19 - 1.91)	-0.25 (-0.81 - 1.25)
NL0227A	0.45 (-0.31 - 0.82)	0.25 (-0.49 - 0.77)	-0.17 (-1.17 - 0.44)	-0.22 (-0.71 - 0.40)
NL0228A	0.17 (-0.29 - 1.08)	0.37 (-0.16 - 1.01)	0.15 (-0.72 - 1.50)	-0.10 (-0.67 - 0.81)
NL0229A	0.45 (-0.35 - 1.33)	0.57 (-0.30 - 1.45)	0.67 (-0.44 - 2.48)	0.30 (-0.23 - 1.39)
NL0231A	0.02 (-0.63 - 0.47)	0.30 (-0.90 - 1.49)	0.08 (-1.25 - 1.77)	-0.12 (-1.25 - 1.35)
NL0232A	0.46 (-0.31 - 1.66)	0.19 (-0.54 - 1.11)	-0.31 (-1.88 - 1.44)	-0.14 (-1.23 - 0.50)
NL0250A	0.18 (-0.27 - 1.00)	0.19 (-0.37 - 1.25)	0.14 (-0.43 - 2.25)	-0.13 (-0.74 - 0.99)
NO01	0.06 (-0.58 - 0.50)	-0.35 (-0.63 - 0.42)	-0.39 (-1.40 - 0.13)	-0.05 (-0.25 - 0.52)

Table A7: continued. Quantification of trends (ppbv/yr) in seasonal O₃ 95th percentiles 1996-2005. 95% confidence interval are given in brackets. Values in bold indicate significant trends $p < 0.1$. † represents high altitude sites (>1000 m).

ID	Winter (DJF)	Spring (MAM)	Summer (JJA)	Autumn (SON)
†PL03	-0.32 (-0.80 - 0.52)	-0.59 (-1.14 - 0.39)	-0.32 (-1.40 - 0.65)	-0.19 (-1.00 - 1.15)
PT0004R	-0.47 (-2.23 - 1.75)	-0.54 (-1.27 - 3.70)	0.31 (-0.83 - 5.37)	0.20 (-1.93 - 2.90)
†PUY	-0.07 (-0.45 - 0.70)	-0.08 (-0.95 - 1.82)	0.24 (-1.41 - 1.29)	0.14 (-0.79 - 1.17)
SI0008R	0.18 (-1.64 - 1.64)	-0.51 (-0.85 - 1.02)	-0.42 (-0.83 - 1.51)	-0.59 (-2.62 - 0.09)
†ZUG	-0.40 (-0.59 - 0.14)	-0.14 (-0.83 - 0.61)	-0.25 (-0.99 - 0.73)	-0.46 (-1.19 - 0.02)

4 CHIMERE model trends

A compilation of loess trends of monthly mean O_3 for data extracted from CHIMERE CTM at the locations of all stations in this study are given in Figure ?? in addition to annual 5th and 95th percentiles of O_3 . 75% coverage of monthly data was required to calculate statistics.

Quantification of trends in annual mean, 5th and 95th percentiles for data extracted from CHIMERE CTM at the locations of all stations in this study are given in Tables ?? - ??, respectively.

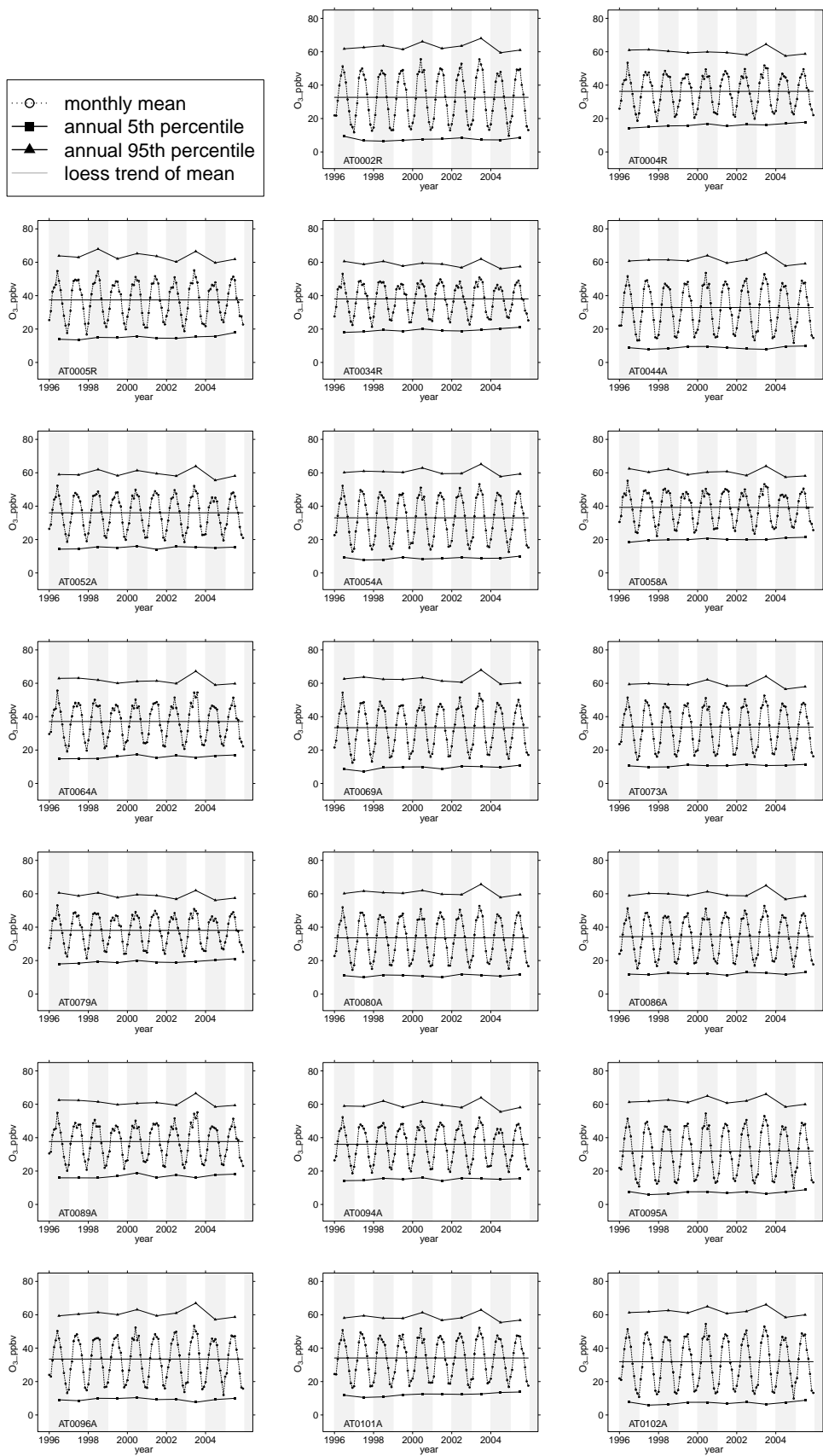


Figure B1: Loess trends of CHIMERE simulated monthly mean O₃

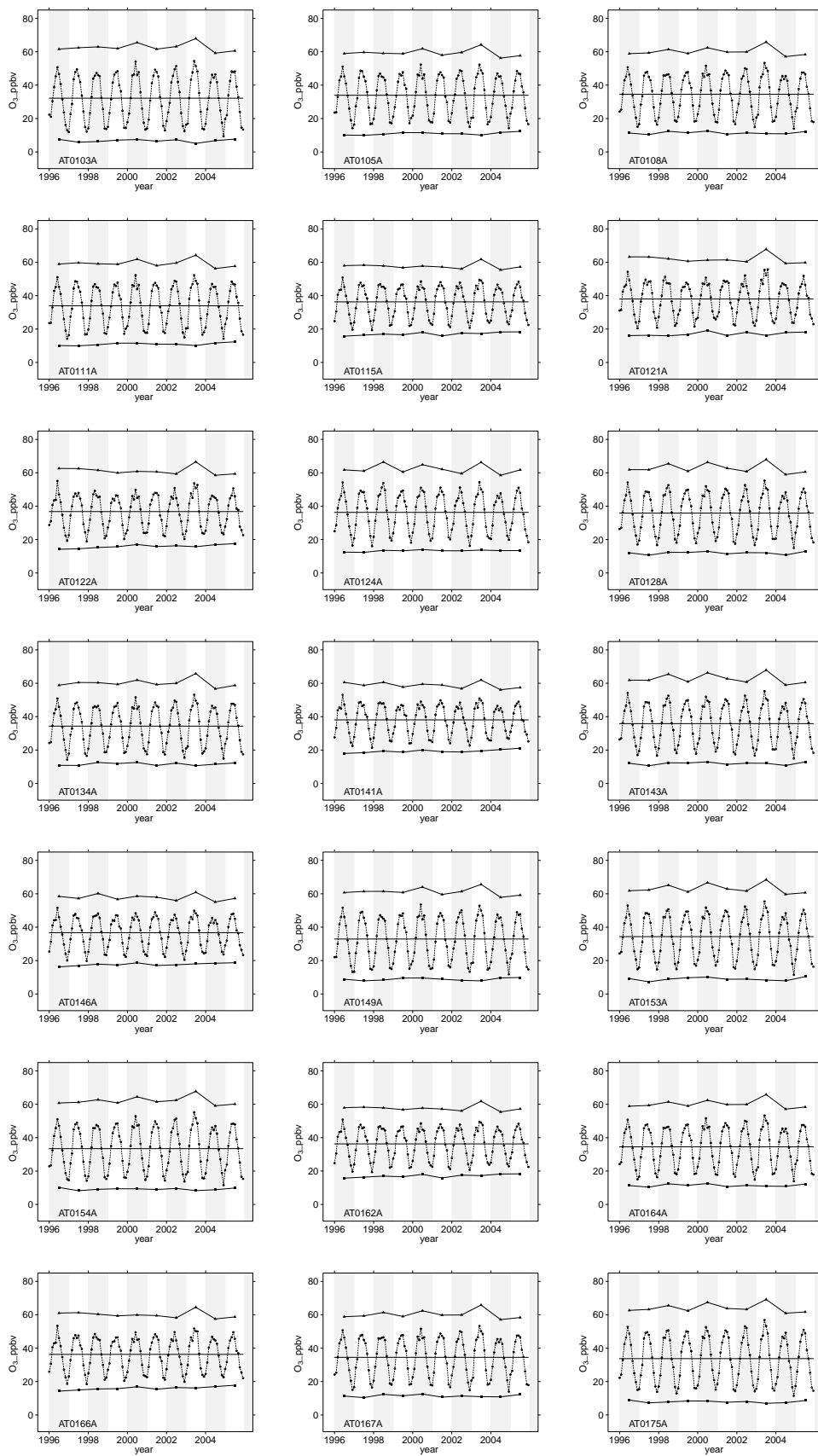


Figure B1: continued. Loess trends of CHIMERE simulated monthly mean O_3




Figure B1: continued. Loess trends of CHIMERE simulated monthly mean O_3

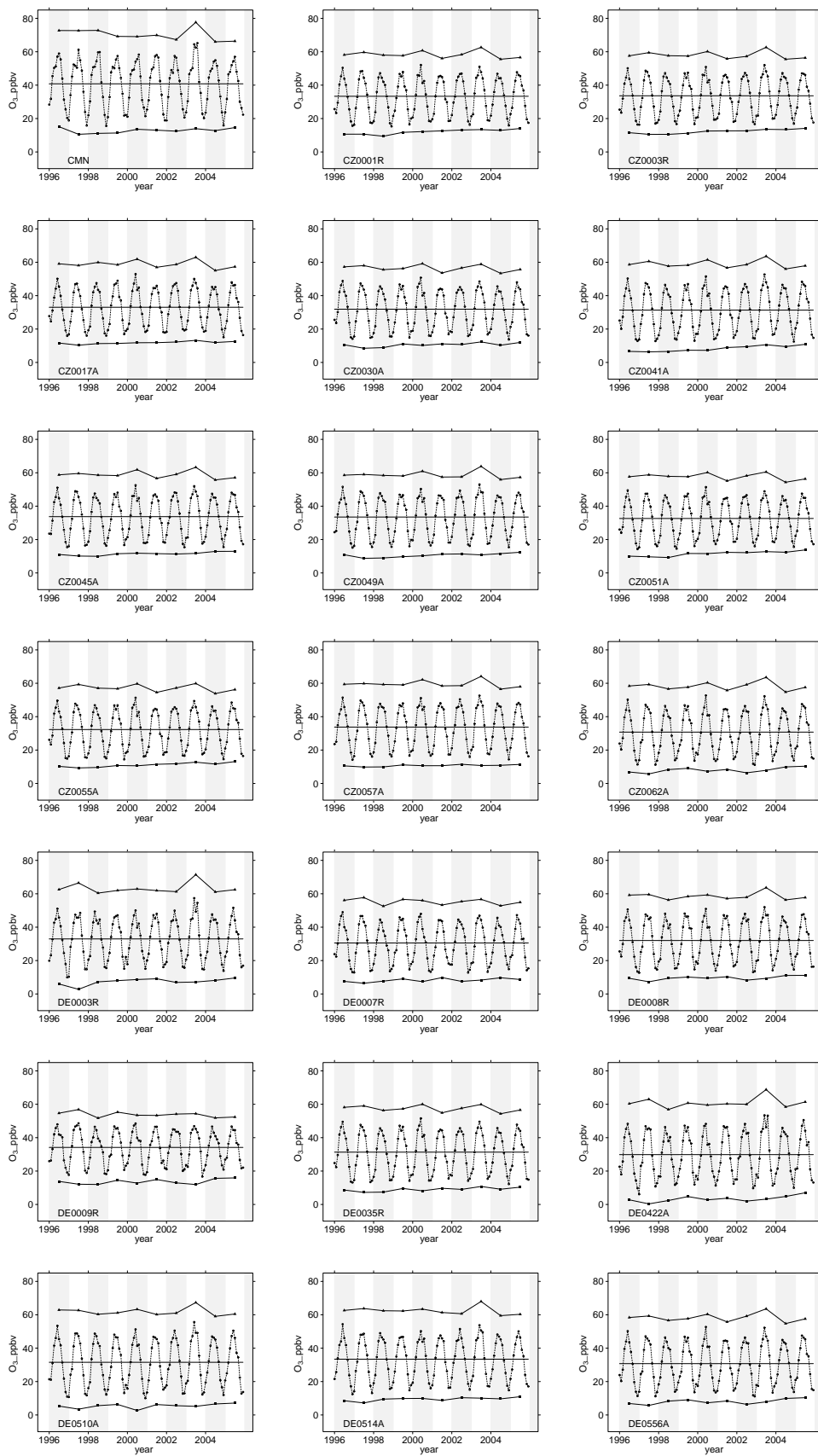


Figure B1: continued. Loess trends of CHIMERE simulated monthly mean O_3

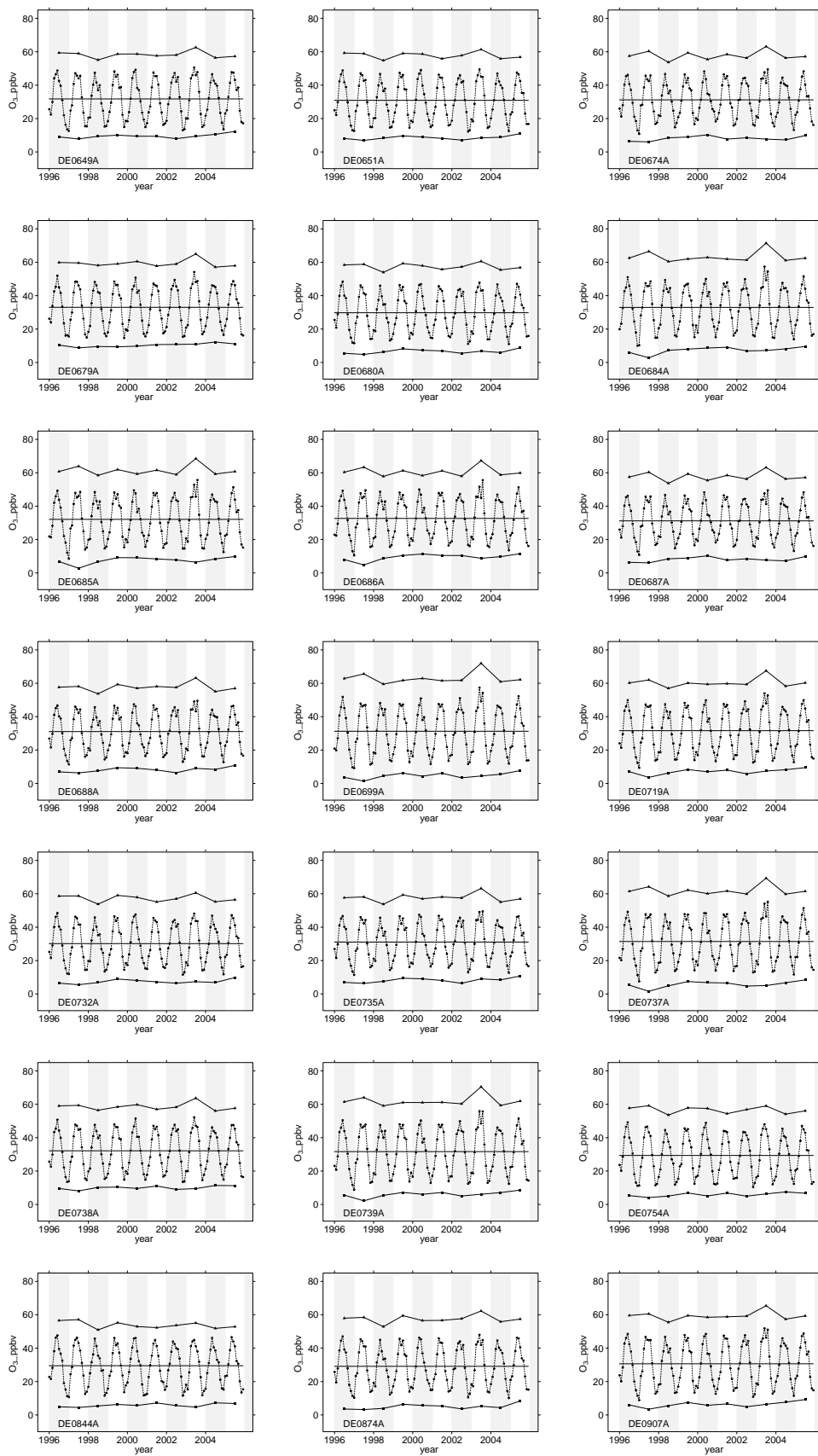


Figure B1: continued. Loess trends of CHIMERE simulated monthly mean O_3

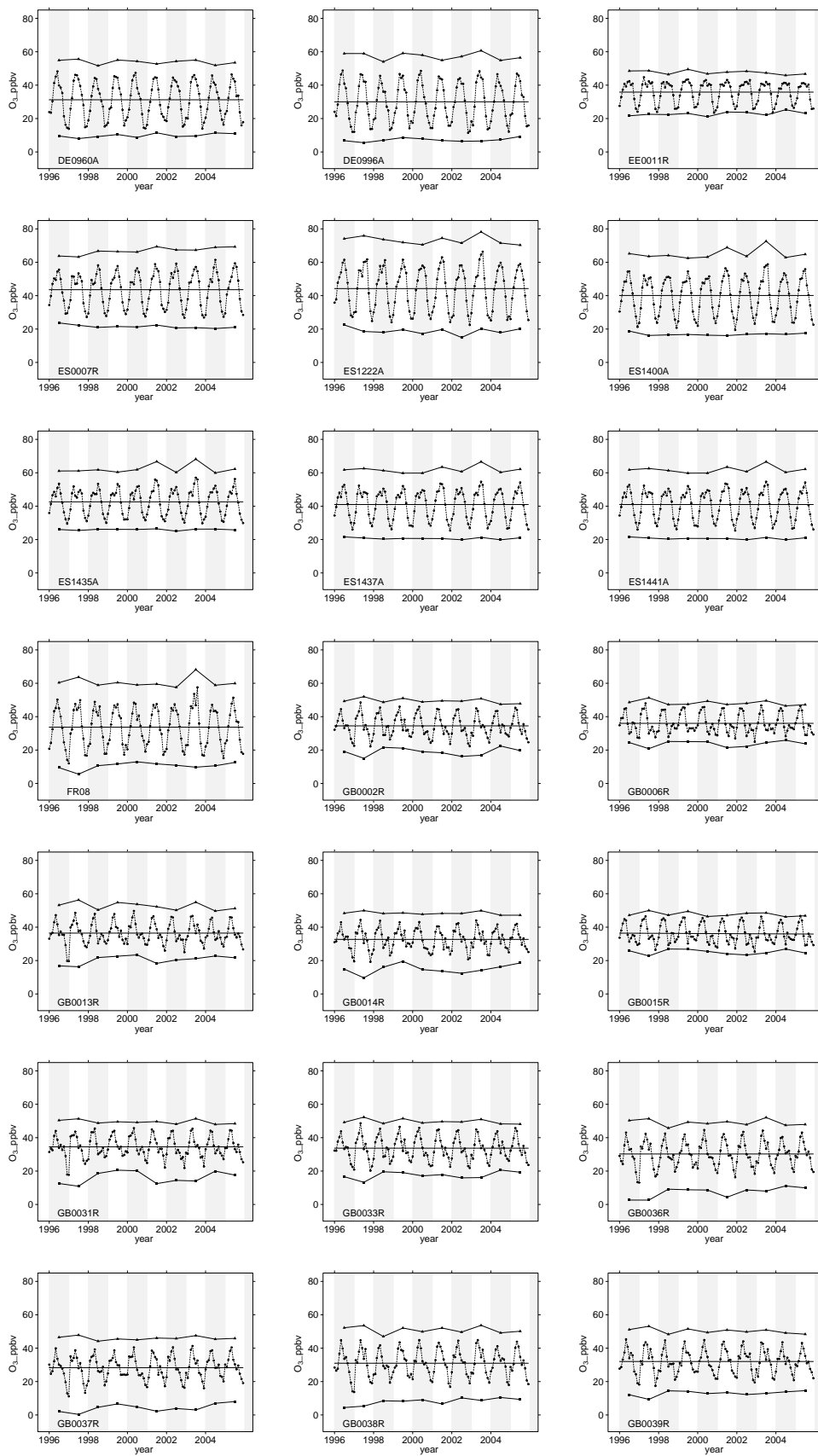


Figure B1: continued. Loess trends of CHIMERE simulated monthly mean O_3

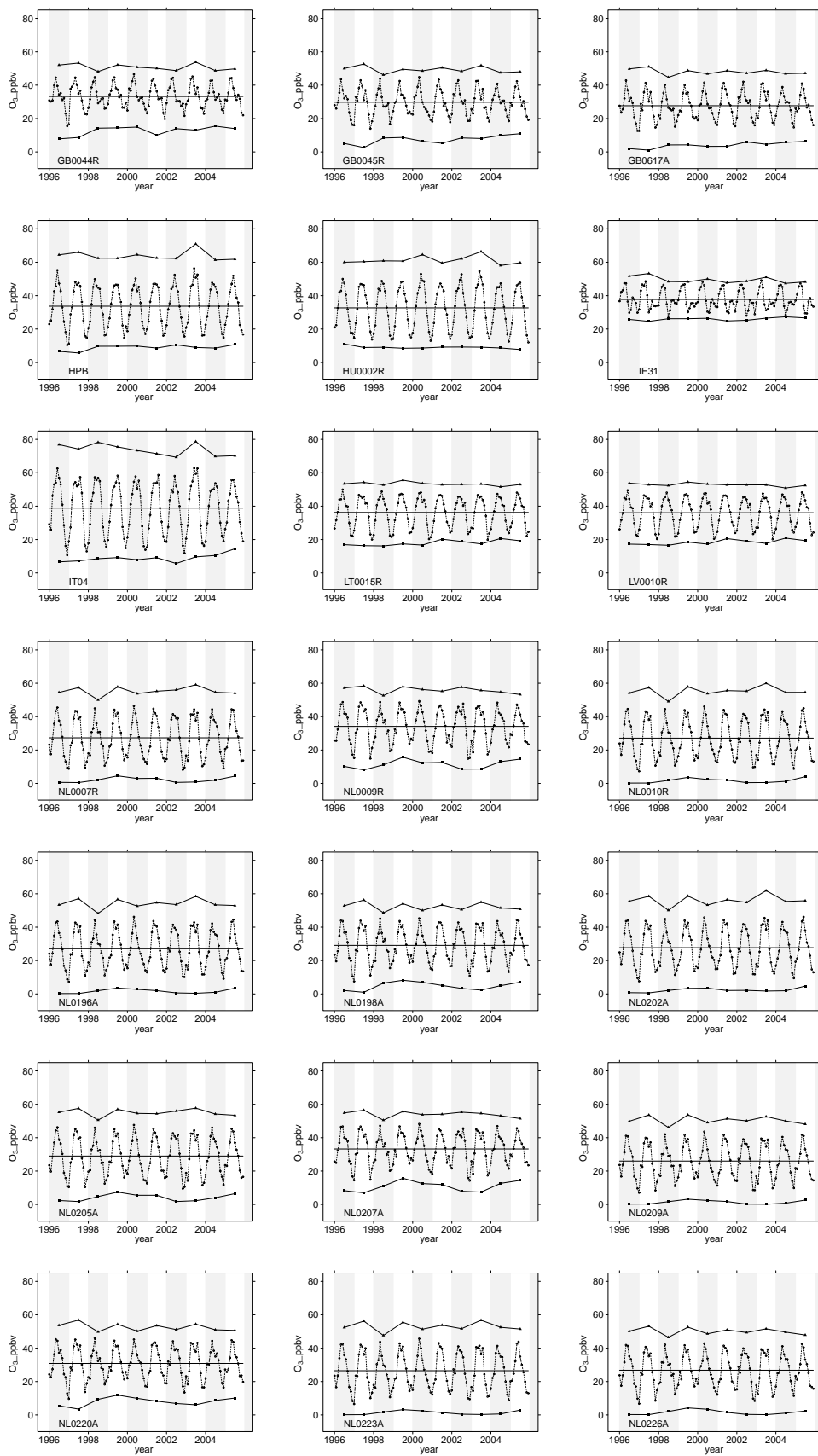


Figure B1: continued. Loess trends of CHIMERE simulated monthly mean O₃

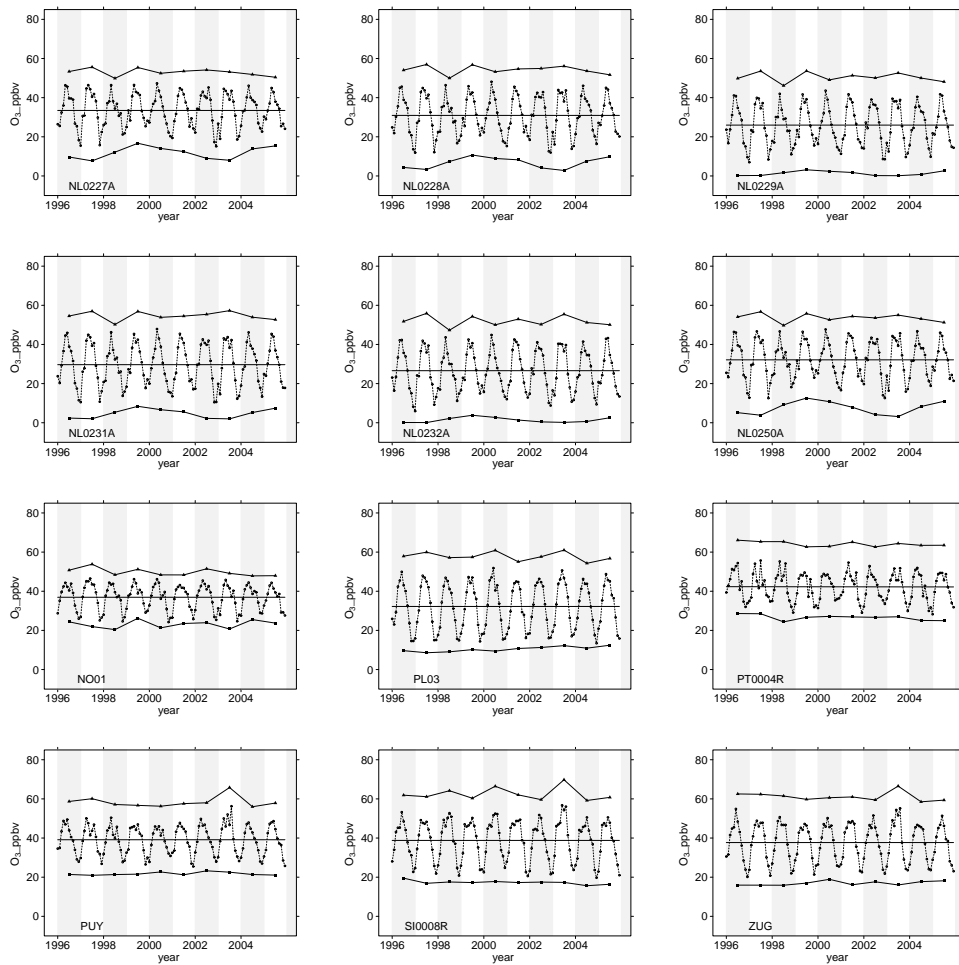


Figure B1: continued. Loess trends of CHIMERE simulated monthly mean O_3

Table B1: Quantification of annual CHIMERE model trends (ppbv/yr and %/yr) in mean O₃ 1996-2005. 95% confidence interval given in brackets. Sig. = significance *** significant at 99.9% level, ** significant at 99.0% level, * significant at 95.0% level, + significant at 90.0% level. ‡ 2σ error. ◊ significant trends only

ID	Trend (ppbv/yr)	Sig.	P-value	Trend (%/yr)	Sig.	P-value
AT0002R	0.07 (-0.03 - 0.18)		0.158	0.31 (-0.09 - 0.70)		0.140
AT0004R	0.07 (-0.03 - 0.17)		0.199	0.18 (-0.09 - 0.51)		0.207
AT0005R	0.04 (-0.09 - 0.16)		0.586	0.20 (-0.16 - 0.59)		0.345
AT0034R	0.04 (-0.07 - 0.15)		0.528	0.18 (-0.16 - 0.49)		0.261
AT0044A	0.11 (-0.02 - 0.22)	+	0.077	0.49 (0.04 - 0.91)	*	0.026
AT0052A	-0.01 (-0.13 - 0.09)		0.838	0.00 (-0.31 - 0.30)		0.993
AT0054A	0.09 (0.01 - 0.19)	+	0.055	0.52 (0.12 - 0.96)	*	0.010
AT0058A	0.00 (-0.11 - 0.11)		1.000	0.05 (-0.27 - 0.37)		0.768
AT0064A	0.02 (-0.11 - 0.14)		0.707	0.04 (-0.34 - 0.42)		0.842
AT0069A	0.11 (0.01 - 0.20)	*	0.044	0.42 (0.02 - 0.83)	*	0.023
AT0073A	0.10 (0.01 - 0.19)	*	0.049	0.46 (0.15 - 0.81)	**	0.005
AT0079A	0.04 (-0.07 - 0.15)		0.528	0.18 (-0.16 - 0.49)		0.261
AT0080A	0.05 (-0.04 - 0.13)		0.310	0.21 (-0.04 - 0.51)		0.113
AT0086A	0.06 (-0.03 - 0.14)		0.247	0.26 (-0.01 - 0.53)	+	0.068
AT0089A	0.02 (-0.11 - 0.13)		0.779	0.05 (-0.33 - 0.38)		0.754
AT0094A	-0.01 (-0.13 - 0.09)		0.838	0.00 (-0.31 - 0.30)		0.993
AT0095A	0.11 (0.00 - 0.22)	+	0.052	0.56 (0.13 - 1.02)	*	0.012
AT0096A	0.08 (-0.08 - 0.21)		0.312	0.23 (-0.18 - 0.68)		0.246
AT0101A	0.16 (0.06 - 0.26)	**	0.003	0.67 (0.38 - 1.01)	***	<0.001
AT0102A	0.11 (0.00 - 0.22)	+	0.052	0.56 (0.13 - 1.02)	*	0.012
AT0103A	0.09 (-0.03 - 0.21)		0.114	0.35 (-0.08 - 0.81)		0.119
AT0105A	0.10 (-0.02 - 0.22)		0.101	0.39 (0.02 - 0.80)	*	0.035
AT0108A	0.04 (-0.08 - 0.17)		0.386	0.17 (-0.23 - 0.56)		0.343
AT0111A	0.10 (-0.02 - 0.22)		0.101	0.39 (0.02 - 0.80)	*	0.035
AT0115A	0.07 (-0.03 - 0.15)		0.211	0.26 (-0.03 - 0.52)	+	0.099
AT0121A	-0.01 (-0.15 - 0.11)		0.842	-0.01 (-0.41 - 0.36)		0.939
AT0122A	0.08 (-0.04 - 0.19)		0.199	0.25 (-0.11 - 0.59)		0.166
AT0124A	-0.04 (-0.17 - 0.06)		0.417	-0.14 (-0.50 - 0.23)		0.438
AT0128A	-0.01 (-0.15 - 0.11)		0.796	0.00 (-0.42 - 0.35)		0.996
AT0134A	0.07 (-0.05 - 0.18)		0.235	0.19 (-0.14 - 0.57)		0.270
AT0141A	0.04 (-0.07 - 0.15)		0.528	0.18 (-0.16 - 0.49)		0.261
AT0143A	-0.01 (-0.15 - 0.11)		0.796	0.00 (-0.42 - 0.35)		0.996
AT0146A	0.03 (-0.08 - 0.13)		0.589	0.11 (-0.19 - 0.42)		0.482
AT0149A	0.11 (-0.02 - 0.22)	+	0.077	0.49 (0.04 - 0.91)	*	0.026
AT0153A	0.03 (-0.10 - 0.15)		0.599	0.23 (-0.22 - 0.60)		0.217
AT0154A	0.06 (-0.05 - 0.17)		0.262	0.23 (-0.14 - 0.60)		0.174
AT0162A	0.07 (-0.03 - 0.15)		0.211	0.26 (-0.03 - 0.52)	+	0.099
AT0164A	0.04 (-0.08 - 0.17)		0.386	0.17 (-0.23 - 0.56)		0.343
AT0166A	0.07 (-0.03 - 0.17)		0.199	0.18 (-0.09 - 0.51)		0.207
AT0167A	0.04 (-0.08 - 0.17)		0.386	0.17 (-0.23 - 0.56)		0.343
AT0175A	0.01 (-0.10 - 0.11)		0.810	0.21 (-0.20 - 0.53)		0.211
AT0176A	0.05 (-0.04 - 0.13)		0.310	0.21 (-0.04 - 0.51)		0.113

Table B1: continued. Quantification of annual CHIMERE model trends (ppbv/yr and %/yr) in mean O₃ 1996-2005. 95% confidence interval given in brackets. Sig. = significance *** significant at 99.9% level, ** significant at 99.0% level, * significant at 95.0% level, + significant at 90.0% level. † 2σ error. ◊ significant trends only

ID	Trend (ppbv/yr)	Sig.	P-value	Trend (%/yr)	Sig.	P-value
AT0180A	0.07 (-0.03 - 0.16)		0.174	0.22 (-0.05 - 0.51)		0.138
BE0032R	0.07 (-0.09 - 0.19)		0.350	0.55 (-0.16 - 1.10)		0.110
BE0033R	-0.04 (-0.19 - 0.15)		0.683	0.18 (-0.58 - 0.99)		0.647
BE0035R	0.05 (-0.10 - 0.17)		0.449	0.72 (-0.11 - 1.41)	+	0.063
BE0211A	0.05 (-0.10 - 0.18)		0.471	0.94 (-0.17 - 2.08)	+	0.093
BE0238A	0.05 (-0.09 - 0.16)		0.401	0.32 (-0.19 - 0.72)		0.164
BE0294A	0.05 (-0.10 - 0.17)		0.449	0.72 (-0.11 - 1.41)	+	0.063
BE0298A	0.04 (-0.11 - 0.19)		0.583	0.80 (-0.52 - 2.08)		0.188
BE0302A	0.05 (-0.09 - 0.17)		0.404	0.35 (-0.12 - 0.77)		0.117
BE0304A	0.06 (-0.07 - 0.17)		0.391	0.36 (-0.24 - 0.84)		0.194
BE0311A	0.04 (-0.09 - 0.16)		0.482	0.34 (-0.26 - 0.78)		0.176
BE0345A	0.04 (-0.11 - 0.19)		0.583	0.80 (-0.52 - 2.08)		0.188
CH0001R	-0.06 (-0.23 - 0.09)		0.371	-0.13 (-0.58 - 0.34)		0.549
CH0002R	-0.06 (-0.17 - 0.05)		0.314	-0.10 (-0.52 - 0.31)		0.565
CH0003R	-0.01 (-0.14 - 0.11)		0.860	0.20 (-0.18 - 0.70)		0.338
CH0004R	-0.06 (-0.17 - 0.05)		0.314	-0.10 (-0.52 - 0.31)		0.565
CH0005R	-0.02 (-0.17 - 0.11)		0.779	0.04 (-0.42 - 0.54)		0.874
CH0019A	-0.03 (-0.16 - 0.10)		0.713	0.17 (-0.22 - 0.61)		0.430
CH0024A	-0.12 (-0.25 - 0.02)	+	0.091	-0.33 (-0.67 - 0.06)	+	0.060
CH0033A	0.07 (-0.18 - 0.27)		0.528	0.90 (0.00 - 2.11)	*	0.035
CMN	-0.12 (-0.26 - 0.01)	+	0.074	-0.19 (-0.51 - 0.22)		0.274
CZ0001R	0.20 (0.10 - 0.30)	***	<0.001	0.94 (0.54 - 1.33)	***	<0.001
CZ0003R	0.21 (0.11 - 0.31)	***	<0.001	0.91 (0.59 - 1.31)	***	<0.001
CZ0017A	0.16 (0.03 - 0.27)	**	0.006	0.74 (0.33 - 1.09)	***	<0.001
CZ0030A	0.13 (0.02 - 0.22)	*	0.020	0.77 (0.33 - 1.21)	***	0.001
CZ0041A	0.32 (0.19 - 0.43)	***	<0.001	1.84 (1.20 - 2.44)	***	<0.001
CZ0045A	0.17 (0.06 - 0.27)	**	0.005	0.72 (0.37 - 1.12)	***	<0.001
CZ0049A	0.15 (0.05 - 0.24)	**	0.007	0.72 (0.32 - 1.15)	***	<0.001
CZ0051A	0.17 (0.06 - 0.27)	**	0.002	0.87 (0.45 - 1.32)	***	<0.001
CZ0055A	0.18 (0.07 - 0.28)	**	0.001	0.96 (0.53 - 1.46)	***	<0.001
CZ0057A	0.10 (0.01 - 0.19)	*	0.049	0.46 (0.15 - 0.81)	**	0.005
CZ0062A	0.19 (0.04 - 0.32)	*	0.012	1.09 (0.40 - 1.86)	**	0.002
DE0003R	0.06 (-0.06 - 0.18)		0.314	0.62 (0.14 - 1.22)	**	0.009
DE0007R	-0.02 (-0.14 - 0.10)		0.810	0.32 (-0.20 - 0.96)		0.264
DE0008R	0.11 (-0.01 - 0.24)		0.102	0.61 (0.15 - 1.17)	*	0.014
DE0009R	0.00 (-0.15 - 0.13)		0.986	0.20 (-0.30 - 0.73)		0.425
DE0035R	0.12 (0.01 - 0.22)	*	0.027	0.81 (0.36 - 1.36)	***	0.001
DE0422A	0.20 (0.04 - 0.35)	*	0.013	1.40 (0.50 - 2.60)	**	0.002
DE0510A	0.10 (-0.02 - 0.22)		0.102	0.50 (-0.04 - 1.13)	+	0.086
DE0514A	0.11 (0.01 - 0.20)	*	0.044	0.42 (0.02 - 0.83)	*	0.023
DE0556A	0.19 (0.04 - 0.32)	*	0.012	1.09 (0.40 - 1.86)	**	0.002
DE0649A	0.14 (0.01 - 0.27)	*	0.045	0.73 (0.17 - 1.41)	**	0.008

Table B1: continued. Quantification of annual CHIMERE model trends (ppbv/yr and %/yr) in mean O₃ 1996-2005. 95% confidence interval given in brackets. Sig. = significance *** significant at 99.9% level, ** significant at 99.0% level, * significant at 95.0% level, + significant at 90.0% level. ‡ 2σ error. ◊ significant trends only

ID	Trend (ppbv/yr)	Sig.	P-value	Trend (%/yr)	Sig.	P-value
DE0651A	0.10 (-0.02 - 0.22)		0.101	0.61 (0.11 - 1.18)	*	0.012
DE0674A	0.08 (-0.06 - 0.20)		0.221	0.62 (-0.01 - 1.09)	+	0.054
DE0679A	0.11 (0.01 - 0.22)	+	0.054	0.64 (0.17 - 1.10)	**	0.007
DE0680A	0.10 (-0.03 - 0.22)		0.129	0.85 (0.19 - 1.55)	*	0.013
DE0684A	0.06 (-0.06 - 0.18)		0.314	0.62 (0.14 - 1.22)	**	0.009
DE0685A	0.08 (-0.06 - 0.24)		0.246	0.72 (0.06 - 1.50)	*	0.027
DE0686A	0.07 (-0.07 - 0.21)		0.305	0.57 (-0.02 - 1.12)	+	0.053
DE0687A	0.08 (-0.06 - 0.20)		0.221	0.62 (-0.01 - 1.09)	+	0.054
DE0688A	0.15 (0.02 - 0.27)	*	0.024	0.89 (0.25 - 1.71)	**	0.005
DE0699A	0.13 (-0.01 - 0.27)	+	0.075	0.96 (0.24 - 1.67)	**	0.005
DE0719A	0.13 (-0.01 - 0.27)	+	0.078	1.04 (0.26 - 1.78)	**	0.007
DE0732A	0.11 (-0.01 - 0.23)	+	0.089	0.80 (0.20 - 1.41)	*	0.010
DE0735A	0.15 (0.02 - 0.27)	*	0.024	0.89 (0.25 - 1.71)	**	0.005
DE0737A	0.11 (-0.02 - 0.27)		0.137	1.02 (0.12 - 1.94)	*	0.017
DE0738A	0.11 (-0.01 - 0.24)	+	0.092	0.65 (0.18 - 1.21)	**	0.010
DE0739A	0.11 (-0.03 - 0.26)		0.164	0.94 (0.18 - 1.64)	*	0.010
DE0754A	0.03 (-0.11 - 0.16)		0.676	0.60 (-0.05 - 1.31)	+	0.100
DE0844A	0.02 (-0.14 - 0.15)		0.806	0.41 (-0.25 - 1.11)		0.280
DE0874A	0.16 (0.02 - 0.27)	*	0.020	1.46 (0.47 - 2.57)	***	0.001
DE0907A	0.17 (0.03 - 0.32)	*	0.025	1.27 (0.45 - 2.10)	**	0.002
DE0960A	0.00 (-0.13 - 0.12)		0.989	0.26 (-0.27 - 0.75)		0.336
DE0996A	0.07 (-0.05 - 0.20)		0.253	0.56 (0.05 - 1.16)	*	0.044
EE0011R	-0.02 (-0.08 - 0.04)		0.589	0.00 (-0.17 - 0.19)		0.975
ES0007R	0.11 (-0.02 - 0.23)	+	0.086	0.18 (-0.13 - 0.47)		0.240
ES1222A	-0.08 (-0.23 - 0.08)		0.312	-0.16 (-0.67 - 0.30)		0.476
ES1400A	0.03 (-0.09 - 0.15)		0.555	0.09 (-0.25 - 0.38)		0.561
ES1435A	-0.01 (-0.08 - 0.08)		0.821	0.01 (-0.19 - 0.20)		0.903
ES1437A	-0.02 (-0.13 - 0.09)		0.720	-0.03 (-0.31 - 0.23)		0.863
ES1441A	-0.02 (-0.13 - 0.09)		0.720	-0.03 (-0.31 - 0.23)		0.863
FR08	0.06 (-0.07 - 0.19)		0.374	0.45 (-0.12 - 0.95)		0.105
GB0002R	-0.04 (-0.16 - 0.08)		0.425	-0.12 (-0.45 - 0.31)		0.618
GB0006R	-0.08 (-0.17 - 0.03)		0.121	-0.18 (-0.49 - 0.12)		0.224
GB0013R	-0.07 (-0.18 - 0.05)		0.246	-0.06 (-0.44 - 0.33)		0.768
GB0014R	0.06 (-0.06 - 0.18)		0.350	0.27 (-0.16 - 0.81)		0.246
GB0015R	-0.09 (-0.18 - 0.00)	*	0.039	-0.25 (-0.50 - 0.01)	+	0.052
GB0031R	-0.03 (-0.18 - 0.12)		0.644	-0.11 (-0.64 - 0.47)		0.683
GB0033R	0.02 (-0.10 - 0.14)		0.680	0.14 (-0.26 - 0.62)		0.485
GB0036R	0.14 (-0.02 - 0.30)	+	0.097	0.75 (-0.09 - 1.89)	+	0.072
GB0037R	0.19 (0.03 - 0.36)	*	0.024	1.46 (0.63 - 2.45)	**	0.001
GB0038R	0.11 (-0.02 - 0.24)		0.140	1.19 (0.36 - 2.10)	**	0.005
GB0039R	-0.04 (-0.17 - 0.11)		0.583	0.03 (-0.48 - 0.61)		0.899
GB0044R	0.01 (-0.14 - 0.17)		0.899	0.36 (-0.35 - 1.09)		0.268

Table B1: continued. Quantification of annual CHIMERE model trends (ppbv/yr and %/yr) in mean O₃ 1996-2005. 95% confidence interval given in brackets. Sig. = significance *** significant at 99.9% level, ** significant at 99.0% level, * significant at 95.0% level, + significant at 90.0% level. † 2σ error. ◊ significant trends only

ID	Trend (ppbv/yr)	Sig.	P-value	Trend (%/yr)	Sig.	P-value
GB0045R	0.12 (-0.02 - 0.26)		0.117	1.25 (0.18 - 2.34)	*	0.021
GB0617A	0.10 (-0.04 - 0.26)		0.144	1.48 (0.39 - 2.56)	**	0.009
HPB	0.06 (-0.05 - 0.17)		0.268	0.42 (-0.02 - 0.90)	+	0.072
HU0002R	-0.02 (-0.13 - 0.08)		0.660	-0.03 (-0.50 - 0.37)		0.845
IE31	-0.08 (-0.14 - 0.01)	+	0.064	-0.17 (-0.34 - 0.05)	+	0.086
IT04	0.00 (-0.23 - 0.20)		0.993	0.21 (-0.38 - 0.90)		0.462
LT0015R	0.00 (-0.09 - 0.09)		0.986	0.06 (-0.21 - 0.32)		0.637
LV0010R	0.01 (-0.07 - 0.09)		0.824	0.11 (-0.16 - 0.36)		0.427
NL0007R	0.06 (-0.10 - 0.22)		0.474	0.48 (-0.59 - 1.74)		0.406
NL0009R	0.00 (-0.17 - 0.16)		0.978	0.24 (-0.45 - 1.02)		0.502
NL0010R	0.08 (-0.08 - 0.22)		0.284	0.66 (-0.34 - 1.74)		0.187
NL0196A	0.05 (-0.11 - 0.19)		0.514	0.36 (-0.68 - 1.39)		0.485
NL0198A	-0.02 (-0.18 - 0.17)		0.877	0.56 (-0.37 - 1.57)		0.255
NL0202A	0.10 (-0.06 - 0.23)		0.187	1.00 (-0.10 - 2.15)	+	0.060
NL0205A	0.03 (-0.15 - 0.19)		0.758	0.62 (-0.29 - 1.60)		0.157
NL0207A	0.01 (-0.18 - 0.19)		0.953	0.27 (-0.45 - 1.12)		0.528
NL0209A	0.00 (-0.18 - 0.17)		0.989	-0.04 (-1.22 - 1.22)		0.942
NL0220A	-0.04 (-0.19 - 0.15)		0.683	0.18 (-0.58 - 0.99)		0.647
NL0223A	0.03 (-0.14 - 0.19)		0.727	0.68 (-0.64 - 1.99)		0.338
NL0226A	-0.05 (-0.24 - 0.13)		0.605	0.15 (-1.22 - 1.56)		0.845
NL0227A	-0.03 (-0.20 - 0.17)		0.741	0.10 (-0.54 - 0.95)		0.754
NL0228A	0.03 (-0.17 - 0.22)		0.765	0.57 (-0.33 - 1.49)		0.214
NL0229A	0.00 (-0.18 - 0.17)		0.989	-0.04 (-1.22 - 1.22)		0.942
NL0231A	0.02 (-0.17 - 0.20)		0.782	0.49 (-0.35 - 1.39)		0.242
NL0232A	0.00 (-0.16 - 0.16)		0.960	0.43 (-0.69 - 1.75)		0.441
NL0250A	-0.04 (-0.22 - 0.15)		0.720	0.24 (-0.49 - 1.05)		0.528
NO01	-0.05 (-0.15 - 0.05)		0.449	-0.05 (-0.31 - 0.24)		0.720
PL03	0.19 (0.07 - 0.30)	**	0.001	1.08 (0.59 - 1.62)	***	<0.001
PT0004R	-0.14 (-0.32 - 0.06)	+	0.100	-0.32 (-0.72 - 0.22)		0.143
PUY	-0.07 (-0.16 - 0.06)		0.318	-0.15 (-0.45 - 0.18)		0.401
SI0008R	-0.08 (-0.23 - 0.06)		0.231	-0.23 (-0.68 - 0.23)		0.325
ZUG	0.02 (-0.11 - 0.13)		0.779	0.05 (-0.33 - 0.38)		0.754
European average [†]	0.05 ± 0.01 ppbv/yr			0.41 ± 0.05 %/yr		
Range [◊]	-0.14 to 0.32 ppbv/yr			-4.11 to 6.05 %/yr		

Table B2: Quantification of annual CHIMERE model trends (ppbv/yr and %/yr) in O₃ 5th percentiles 1996-2005. 95% confidence interval given in brackets. Sig. = significance *** significant at 99.9% level, ** significant at 99.0% level, * significant at 95.0% level, + significant at 90.0% level. † 2σ error. ◊ significant trends only

ID	Trend (ppbv/yr)	Sig.	P-value	Trend (%/yr)	Sig.	P-value
AT0002R	0.17 (0.04 - 0.29)	**	0.007	1.05 (-0.15 - 2.18)	+	0.058
AT0004R	0.10 (-0.04 - 0.22)		0.125	0.53 (-0.22 - 1.15)		0.129
AT0005R	0.13 (0.00 - 0.27)	*	0.048	0.59 (-0.04 - 1.21)	+	0.068
AT0034R	0.07 (-0.05 - 0.20)		0.268	0.48 (-0.07 - 1.10)	+	0.093
AT0044A	0.13 (0.01 - 0.26)	*	0.032	1.23 (0.29 - 2.26)	*	0.013
AT0052A	-0.03 (-0.11 - 0.08)		0.568	-0.11 (-0.56 - 0.44)		0.693
AT0054A	0.11 (-0.04 - 0.25)		0.102	0.95 (-0.04 - 2.15)	*	0.033
AT0058A	0.11 (-0.03 - 0.24)		0.125	0.48 (-0.03 - 1.03)	+	0.065
AT0064A	0.07 (-0.06 - 0.18)		0.314	0.20 (-0.30 - 0.82)		0.454
AT0069A	0.14 (0.02 - 0.26)	*	0.018	1.05 (0.10 - 2.04)	*	0.024
AT0073A	0.11 (-0.04 - 0.23)	+	0.082	0.87 (-0.10 - 1.82)	+	0.058
AT0079A	0.07 (-0.05 - 0.20)		0.268	0.48 (-0.07 - 1.10)	+	0.093
AT0080A	0.03 (-0.09 - 0.15)		0.534	0.45 (-0.39 - 1.21)		0.226
AT0086A	0.07 (-0.04 - 0.17)		0.156	0.66 (0.01 - 1.21)	*	0.028
AT0089A	0.10 (-0.03 - 0.22)		0.169	0.23 (-0.32 - 0.84)		0.465
AT0094A	-0.03 (-0.11 - 0.08)		0.568	-0.11 (-0.56 - 0.44)		0.693
AT0095A	0.13 (0.00 - 0.26)	+	0.057	1.51 (0.32 - 2.96)	*	0.017
AT0096A	0.03 (-0.11 - 0.16)		0.624	0.22 (-0.62 - 1.29)		0.596
AT0101A	0.29 (0.14 - 0.41)	***	<0.001	1.70 (0.90 - 2.58)	***	<0.001
AT0102A	0.13 (0.00 - 0.26)	+	0.057	1.51 (0.32 - 2.96)	*	0.017
AT0103A	0.13 (0.00 - 0.23)	*	0.032	1.01 (-0.10 - 1.98)	+	0.060
AT0105A	0.14 (0.01 - 0.27)	*	0.023	1.08 (0.15 - 2.01)	*	0.015
AT0108A	0.04 (-0.06 - 0.15)		0.417	0.33 (-0.33 - 1.12)		0.352
AT0111A	0.14 (0.01 - 0.27)	*	0.023	1.08 (0.15 - 2.01)	*	0.015
AT0115A	0.07 (-0.05 - 0.21)		0.255	0.18 (-0.37 - 0.68)		0.514
AT0121A	0.08 (-0.04 - 0.20)		0.196	0.19 (-0.37 - 0.75)		0.546
AT0122A	0.17 (0.04 - 0.29)	*	0.011	0.66 (0.06 - 1.32)	*	0.031
AT0124A	-0.01 (-0.12 - 0.10)		0.892	-0.05 (-0.56 - 0.42)		0.817
AT0128A	0.05 (-0.05 - 0.13)		0.288	0.40 (-0.12 - 0.90)		0.150
AT0134A	0.06 (-0.07 - 0.18)		0.286	0.47 (-0.26 - 1.22)		0.198
AT0141A	0.07 (-0.05 - 0.20)		0.268	0.48 (-0.07 - 1.10)	+	0.093
AT0143A	0.05 (-0.05 - 0.13)		0.288	0.40 (-0.12 - 0.90)		0.150
AT0146A	0.04 (-0.07 - 0.17)		0.508	0.21 (-0.34 - 0.85)		0.511
AT0149A	0.13 (0.01 - 0.26)	*	0.032	1.23 (0.29 - 2.26)	*	0.013
AT0153A	0.12 (-0.02 - 0.22)	*	0.043	0.93 (0.07 - 1.77)	*	0.030
AT0154A	0.10 (-0.01 - 0.21)	+	0.094	0.64 (-0.11 - 1.53)	+	0.098
AT0162A	0.07 (-0.05 - 0.21)		0.255	0.18 (-0.37 - 0.68)		0.514
AT0164A	0.04 (-0.06 - 0.15)		0.417	0.33 (-0.33 - 1.12)		0.352
AT0166A	0.10 (-0.04 - 0.22)		0.125	0.53 (-0.22 - 1.15)		0.129
AT0167A	0.04 (-0.06 - 0.15)		0.417	0.33 (-0.33 - 1.12)		0.352
AT0175A	0.07 (-0.05 - 0.18)		0.236	0.52 (-0.44 - 1.44)		0.222
AT0176A	0.03 (-0.09 - 0.15)		0.534	0.45 (-0.39 - 1.21)		0.226

Table B2: continued. Quantification of annual CHIMERE model trends (ppbv/yr and %/yr) in O₃ 5th percentiles 1996-2005. 95% confidence interval given in brackets. Sig. = significance *** significant at 99.9% level, ** significant at 99.0% level, * significant at 95.0% level, + significant at 90.0% level. ‡ 2σ error. ◊ significant trends only

ID	Trend (ppbv/yr)	Sig.	P-value	Trend (%/yr)	Sig.	P-value
AT0180A	0.07 (-0.05 - 0.18)		0.295	0.39 (-0.22 - 1.02)		0.209
BE0032R	0.09 (-0.09 - 0.24)		0.329	0.49 (-1.00 - 2.08)		0.534
BE0033R	0.06 (-0.14 - 0.25)		0.522	0.31 (-1.63 - 2.89)		0.727
BE0035R	0.14 (-0.01 - 0.30)	+	0.059	1.31 (-0.45 - 3.54)		0.148
BE0211A	0.07 (-0.02 - 0.19)		0.150	2.12 (-1.08 - 7.09)		0.196
BE0238A	0.09 (-0.10 - 0.26)		0.251	0.61 (-0.43 - 1.62)		0.194
BE0294A	0.14 (-0.01 - 0.30)	+	0.059	1.31 (-0.45 - 3.54)		0.148
BE0298A	0.06 (-0.01 - 0.17)		0.147	1.65 (-2.73 - 6.41)		0.371
BE0302A	0.14 (-0.01 - 0.28)	+	0.064	1.03 (0.08 - 2.20)	*	0.028
BE0304A	0.12 (-0.07 - 0.29)		0.158	0.96 (-0.29 - 2.42)		0.145
BE0311A	0.10 (-0.06 - 0.27)		0.190	0.83 (-0.14 - 1.81)		0.106
BE0345A	0.06 (-0.01 - 0.17)		0.147	1.65 (-2.73 - 6.41)		0.371
CH0001R	0.03 (-0.13 - 0.19)		0.734	0.02 (-0.59 - 0.72)		0.921
CH0002R	0.03 (-0.11 - 0.15)		0.723	0.10 (-0.62 - 0.85)		0.751
CH0003R	0.13 (0.00 - 0.24)	*	0.039	0.87 (0.04 - 1.80)	*	0.029
CH0004R	0.03 (-0.11 - 0.15)		0.723	0.10 (-0.62 - 0.85)		0.751
CH0005R	0.18 (0.05 - 0.30)	**	0.005	0.96 (0.31 - 1.72)	**	0.003
CH0019A	0.10 (-0.02 - 0.21)	+	0.081	0.60 (-0.10 - 1.25)	+	0.083
CH0024A	-0.09 (-0.20 - 0.05)		0.198	-0.27 (-0.76 - 0.32)		0.293
CH0033A	0.24 (0.11 - 0.36)	***	<0.001	2.43 (0.99 - 4.71)	***	<0.001
CMN	0.11 (-0.05 - 0.30)		0.165	0.56 (-0.24 - 1.46)		0.142
CZ0001R	0.37 (0.19 - 0.53)	***	<0.001	2.53 (1.26 - 3.70)	***	<0.001
CZ0003R	0.36 (0.24 - 0.48)	***	<0.001	2.35 (1.50 - 3.17)	***	<0.001
CZ0017A	0.27 (0.16 - 0.39)	***	<0.001	1.83 (1.15 - 2.69)	***	<0.001
CZ0030A	0.23 (0.08 - 0.37)	**	0.003	2.04 (0.99 - 3.33)	***	<0.001
CZ0041A	0.56 (0.40 - 0.72)	***	<0.001	4.81 (3.38 - 6.47)	***	<0.001
CZ0045A	0.31 (0.17 - 0.43)	***	<0.001	1.97 (1.07 - 2.89)	***	<0.001
CZ0049A	0.20 (0.07 - 0.32)	**	0.002	1.27 (0.42 - 2.36)	**	0.002
CZ0051A	0.35 (0.18 - 0.53)	***	<0.001	2.72 (1.45 - 3.96)	***	<0.001
CZ0055A	0.34 (0.21 - 0.46)	***	<0.001	2.40 (1.49 - 3.30)	***	<0.001
CZ0057A	0.11 (-0.04 - 0.23)	+	0.082	0.87 (-0.10 - 1.82)	+	0.058
CZ0062A	0.32 (0.15 - 0.46)	***	<0.001	2.95 (1.92 - 4.09)	***	<0.001
DE0003R	0.15 (0.03 - 0.27)	*	0.016	1.71 (0.57 - 3.34)	**	0.007
DE0007R	0.09 (-0.06 - 0.27)		0.253	0.92 (-0.58 - 2.47)		0.242
DE0008R	0.05 (-0.08 - 0.17)		0.496	0.32 (-0.48 - 1.34)		0.449
DE0009R	0.09 (-0.12 - 0.30)		0.460	0.63 (-0.59 - 1.63)		0.251
DE0035R	0.21 (0.04 - 0.36)	**	0.010	1.79 (0.56 - 3.33)	**	0.003
DE0422A	0.28 (0.15 - 0.44)	***	<0.001	3.40 (1.01 - 6.66)	**	0.006
DE0510A	0.10 (-0.05 - 0.26)		0.162	1.04 (-0.53 - 3.29)		0.172
DE0514A	0.14 (0.02 - 0.26)	*	0.018	1.05 (0.10 - 2.04)	*	0.024
DE0556A	0.32 (0.15 - 0.46)	***	<0.001	2.95 (1.92 - 4.09)	***	<0.001
DE0649A	0.18 (0.05 - 0.33)	*	0.014	1.20 (0.28 - 2.36)	*	0.016

Table B2: continued. Quantification of annual CHIMERE model trends (ppbv/yr and %/yr) in O₃ 5th percentiles 1996-2005. 95% confidence interval given in brackets. Sig. = significance *** significant at 99.9% level, ** significant at 99.0% level, * significant at 95.0% level, + significant at 90.0% level. ‡ 2σ error. ◊ significant trends only

ID	Trend (ppbv/yr)	Sig.	P-value	Trend (%/yr)	Sig.	P-value
DE0651A	0.20 (0.08 - 0.34)	**	0.008	1.77 (0.77 - 3.07)	**	0.002
DE0674A	0.10 (-0.06 - 0.27)		0.184	0.97 (-0.39 - 2.73)		0.139
DE0679A	0.17 (0.04 - 0.29)	*	0.013	1.20 (0.14 - 2.40)	*	0.016
DE0680A	0.21 (0.06 - 0.36)	**	0.008	1.93 (0.13 - 3.71)	*	0.026
DE0684A	0.15 (0.03 - 0.27)	*	0.016	1.71 (0.57 - 3.34)	**	0.007
DE0685A	0.16 (0.01 - 0.34)	+	0.061	1.46 (-0.13 - 3.36)	+	0.075
DE0686A	0.12 (-0.02 - 0.27)		0.122	0.89 (-0.19 - 2.21)		0.108
DE0687A	0.10 (-0.06 - 0.27)		0.184	0.97 (-0.39 - 2.73)		0.139
DE0688A	0.25 (0.08 - 0.42)	**	0.003	2.06 (0.63 - 3.82)	**	0.005
DE0699A	0.15 (0.04 - 0.28)	**	0.007	2.80 (1.06 - 5.16)	**	0.001
DE0719A	0.20 (0.09 - 0.34)	**	0.002	1.51 (0.43 - 2.94)	**	0.006
DE0732A	0.22 (0.07 - 0.38)	**	0.004	1.96 (0.49 - 3.60)	**	0.008
DE0735A	0.25 (0.08 - 0.42)	**	0.003	2.06 (0.63 - 3.82)	**	0.005
DE0737A	0.21 (0.07 - 0.37)	**	0.009	3.15 (1.02 - 6.06)	**	0.004
DE0738A	0.09 (-0.05 - 0.21)		0.224	0.66 (-0.10 - 1.56)		0.130
DE0739A	0.19 (0.08 - 0.31)	**	0.006	2.18 (0.64 - 4.45)	**	0.008
DE0754A	0.15 (0.00 - 0.32)	+	0.075	2.24 (0.51 - 4.45)	*	0.016
DE0844A	0.14 (-0.06 - 0.28)		0.130	2.16 (-0.10 - 4.34)	+	0.064
DE0874A	0.27 (0.13 - 0.43)	***	<0.001	3.40 (1.00 - 6.71)	**	0.006
DE0907A	0.28 (0.14 - 0.43)	***	0.001	2.88 (1.19 - 4.79)	***	<0.001
DE0960A	0.07 (-0.08 - 0.25)		0.367	0.55 (-0.58 - 1.68)		0.348
DE0996A	0.18 (0.02 - 0.33)	*	0.036	1.83 (0.32 - 3.23)	*	0.013
EE0011R	0.17 (0.03 - 0.31)	*	0.011	0.56 (0.07 - 1.05)	*	0.029
ES0007R	-0.04 (-0.16 - 0.10)		0.485	-0.19 (-0.65 - 0.33)		0.409
ES1222A	0.10 (-0.13 - 0.32)		0.316	0.41 (-0.45 - 1.26)		0.336
ES1400A	0.11 (-0.01 - 0.20)	+	0.059	0.42 (-0.07 - 0.80)	+	0.077
ES1435A	0.07 (-0.04 - 0.18)		0.194	0.24 (-0.17 - 0.60)		0.242
ES1437A	0.03 (-0.11 - 0.15)		0.680	0.15 (-0.42 - 0.66)		0.531
ES1441A	0.03 (-0.11 - 0.15)		0.680	0.15 (-0.42 - 0.66)		0.531
FR08	0.12 (-0.04 - 0.28)		0.171	0.67 (-0.45 - 2.09)		0.284
GB0002R	0.07 (-0.11 - 0.25)		0.451	0.19 (-0.74 - 1.04)		0.670
GB0006R	0.05 (-0.11 - 0.20)		0.568	0.10 (-0.40 - 0.64)		0.730
GB0013R	0.15 (0.00 - 0.37)	+	0.067	0.80 (0.01 - 1.81)	*	0.048
GB0014R	0.35 (0.16 - 0.56)	**	0.002	2.04 (0.80 - 3.45)	**	0.002
GB0015R	-0.07 (-0.22 - 0.06)		0.310	-0.22 (-0.78 - 0.28)		0.406
GB0031R	0.31 (0.11 - 0.54)	**	0.003	1.68 (0.71 - 3.12)	***	0.001
GB0033R	0.18 (0.00 - 0.38)	*	0.033	0.90 (-0.08 - 1.84)	*	0.030
GB0036R	0.50 (0.29 - 0.74)	***	<0.001	4.17 (1.93 - 7.07)	***	<0.001
GB0037R	0.45 (0.24 - 0.65)	***	<0.001	5.57 (1.71 - 10.35)	**	0.003
GB0038R	0.46 (0.27 - 0.69)	***	<0.001	4.20 (1.38 - 7.79)	**	0.010
GB0039R	0.08 (-0.14 - 0.32)		0.568	0.20 (-1.21 - 1.80)		0.814
GB0044R	0.30 (-0.01 - 0.59)	*	0.046	1.69 (0.07 - 3.68)	*	0.036

Table B2: continued. Quantification of annual CHIMERE model trends (ppbv/yr and %/yr) in O₃ 5th percentiles 1996-2005. 95% confidence interval given in brackets. Sig. = significance *** significant at 99.9% level, ** significant at 99.0% level, * significant at 95.0% level, + significant at 90.0% level. † 2σ error. ◊ significant trends only

ID	Trend (ppbv/yr)	Sig.	P-value	Trend (%/yr)	Sig.	P-value
GB0045R	0.38 (0.17 - 0.62)	***	0.001	4.32 (1.28 - 8.63)	**	0.003
GB0617A	0.33 (0.18 - 0.51)	***	<0.001	5.77 (2.30 - 10.38)	**	0.001
HPB	0.20 (0.06 - 0.33)	**	0.004	1.75 (0.62 - 3.18)	**	0.002
HU0002R	-0.09 (-0.21 - 0.02)	+	0.070	-0.47 (-1.42 - 0.46)		0.204
IE31	0.02 (-0.09 - 0.15)		0.690	0.11 (-0.31 - 0.51)		0.583
IT04	0.11 (-0.03 - 0.26)		0.143	0.98 (-0.01 - 2.24)	+	0.050
LT0015R	0.13 (-0.05 - 0.31)		0.160	0.66 (-0.13 - 1.42)	+	0.086
LV0010R	0.15 (-0.05 - 0.33)		0.105	0.71 (-0.20 - 1.52)	+	0.087
NL0007R	0.13 (0.02 - 0.26)	*	0.019	1.64 (-1.08 - 6.23)		0.217
NL0009R	0.19 (-0.08 - 0.42)		0.152	1.33 (-0.12 - 3.07)	+	0.092
NL0010R	0.09 (0.00 - 0.20)	+	0.056	2.50 (-1.39 - 8.10)		0.153
NL0196A	0.06 (-0.04 - 0.18)		0.236	1.23 (-2.12 - 5.62)		0.462
NL0198A	0.14 (-0.01 - 0.32)		0.108	0.98 (-1.78 - 4.22)		0.381
NL0202A	0.09 (-0.02 - 0.21)	+	0.067	1.90 (-0.72 - 5.47)		0.150
NL0205A	0.16 (0.00 - 0.33)	*	0.044	1.74 (-0.54 - 4.72)		0.132
NL0207A	0.07 (-0.16 - 0.31)		0.534	1.00 (-0.50 - 2.90)		0.207
NL0209A	0.05 (-0.03 - 0.15)		0.202	1.70 (-3.87 - 6.42)		0.482
NL0220A	0.06 (-0.14 - 0.25)		0.522	0.31 (-1.63 - 2.89)		0.727
NL0223A	0.06 (-0.03 - 0.19)		0.162	1.73 (-2.84 - 7.38)		0.422
NL0226A	0.01 (-0.09 - 0.13)		0.650	1.36 (-3.92 - 6.76)		0.574
NL0227A	0.01 (-0.23 - 0.29)		0.939	0.71 (-0.80 - 2.62)		0.374
NL0228A	0.10 (-0.09 - 0.31)		0.246	0.98 (-0.96 - 3.75)		0.320
NL0229A	0.05 (-0.03 - 0.15)		0.202	1.70 (-3.87 - 6.42)		0.482
NL0231A	0.14 (-0.02 - 0.32)	+	0.078	1.71 (-0.36 - 4.39)		0.123
NL0232A	0.06 (-0.02 - 0.16)		0.165	1.04 (-3.57 - 5.72)		0.580
NL0250A	-0.05 (-0.27 - 0.17)		0.690	-1.16 (-3.37 - 1.22)		0.293
NO01	0.11 (-0.06 - 0.32)		0.251	0.37 (-0.26 - 1.19)		0.282
PL03	0.33 (0.17 - 0.46)	***	<0.001	2.66 (1.61 - 3.82)	***	<0.001
PT0004R	-0.13 (-0.29 - 0.04)		0.118	-0.37 (-0.90 - 0.17)		0.140
PUY	0.11 (-0.03 - 0.22)		0.117	0.42 (-0.15 - 0.96)		0.136
SI0008R	-0.08 (-0.21 - 0.06)		0.206	-0.27 (-0.93 - 0.35)		0.303
ZUG	0.10 (-0.03 - 0.22)		0.169	0.23 (-0.32 - 0.84)		0.465
European average [†]	0.14 ± 0.01 ppbv/yr			1.19 ± 0.15 %/yr		
Range [◊]	-0.09 to 0.56 ppbv/yr			-6.32 to 20.02 %/yr		

Table B3: Quantification of annual CHIMERE model trends (ppbv/yr and %/yr) in O₃ 95th percentiles 1996-2005. 95% confidence interval given in brackets. Sig. = significance *** significant at 99.9% level, ** significant at 99.0% level, * significant at 95.0% level, + significant at 90.0% level. † 2σ error. ◊ significant trends only

ID	Trend (ppbv/yr)	Sig.	P-value	Trend (%/yr)	Sig.	P-value
AT0002R	-0.06 (-0.25 - 0.17)		0.574	-0.13 (-0.57 - 0.32)		0.558
AT0004R	-0.05 (-0.24 - 0.13)		0.583	-0.06 (-0.44 - 0.27)		0.758
AT0005R	-0.14 (-0.35 - 0.11)		0.209	-0.17 (-0.60 - 0.30)		0.396
AT0034R	-0.10 (-0.27 - 0.07)		0.261	-0.18 (-0.52 - 0.18)		0.282
AT0044A	-0.02 (-0.24 - 0.22)		0.867	-0.04 (-0.49 - 0.45)		0.856
AT0052A	-0.02 (-0.21 - 0.18)		0.772	-0.01 (-0.45 - 0.39)		0.967
AT0054A	0.01 (-0.18 - 0.20)		0.942	0.06 (-0.30 - 0.52)		0.775
AT0058A	-0.15 (-0.33 - 0.00)	*	0.049	-0.25 (-0.58 - 0.07)		0.120
AT0064A	-0.15 (-0.32 - 0.05)		0.113	-0.24 (-0.61 - 0.18)		0.209
AT0069A	-0.01 (-0.23 - 0.21)		0.921	0.03 (-0.45 - 0.52)		0.877
AT0073A	-0.04 (-0.20 - 0.13)		0.615	-0.06 (-0.40 - 0.34)		0.775
AT0079A	-0.10 (-0.27 - 0.07)		0.261	-0.18 (-0.52 - 0.18)		0.282
AT0080A	0.01 (-0.20 - 0.24)		0.935	0.04 (-0.38 - 0.52)		0.828
AT0086A	-0.04 (-0.26 - 0.18)		0.683	-0.02 (-0.46 - 0.49)		0.939
AT0089A	-0.16 (-0.33 - 0.03)	+	0.068	-0.24 (-0.59 - 0.16)		0.199
AT0094A	-0.02 (-0.21 - 0.18)		0.772	-0.01 (-0.45 - 0.39)		0.967
AT0095A	-0.04 (-0.27 - 0.17)		0.666	-0.10 (-0.56 - 0.37)		0.676
AT0096A	-0.05 (-0.27 - 0.20)		0.673	-0.01 (-0.52 - 0.45)		0.978
AT0101A	-0.03 (-0.22 - 0.17)		0.737	-0.07 (-0.45 - 0.35)		0.741
AT0102A	-0.04 (-0.27 - 0.17)		0.666	-0.10 (-0.56 - 0.37)		0.676
AT0103A	-0.04 (-0.26 - 0.15)		0.686	-0.08 (-0.52 - 0.35)		0.803
AT0105A	-0.05 (-0.28 - 0.19)		0.676	-0.04 (-0.51 - 0.44)		0.831
AT0108A	-0.01 (-0.21 - 0.20)		0.949	0.00 (-0.41 - 0.45)		0.989
AT0111A	-0.05 (-0.28 - 0.19)		0.676	-0.04 (-0.51 - 0.44)		0.831
AT0115A	-0.04 (-0.20 - 0.15)		0.700	-0.03 (-0.39 - 0.35)		0.852
AT0121A	-0.18 (-0.36 - 0.01)	*	0.045	-0.29 (-0.68 - 0.12)		0.123
AT0122A	-0.08 (-0.26 - 0.11)		0.367	-0.15 (-0.52 - 0.22)		0.371
AT0124A	-0.14 (-0.31 - 0.06)		0.132	-0.25 (-0.60 - 0.13)		0.174
AT0128A	-0.07 (-0.27 - 0.13)		0.443	-0.14 (-0.57 - 0.24)		0.528
AT0134A	-0.04 (-0.28 - 0.21)		0.765	-0.04 (-0.50 - 0.51)		0.917
AT0141A	-0.10 (-0.27 - 0.07)		0.261	-0.18 (-0.52 - 0.18)		0.282
AT0143A	-0.07 (-0.27 - 0.13)		0.443	-0.14 (-0.57 - 0.24)		0.528
AT0146A	-0.03 (-0.18 - 0.13)		0.683	-0.05 (-0.37 - 0.32)		0.782
AT0149A	-0.02 (-0.24 - 0.22)		0.867	-0.04 (-0.49 - 0.45)		0.856
AT0153A	-0.09 (-0.29 - 0.12)		0.367	-0.17 (-0.53 - 0.27)		0.401
AT0154A	-0.05 (-0.24 - 0.14)		0.640	-0.07 (-0.48 - 0.36)		0.761
AT0162A	-0.04 (-0.20 - 0.15)		0.700	-0.03 (-0.39 - 0.35)		0.852
AT0164A	-0.01 (-0.21 - 0.20)		0.949	0.00 (-0.41 - 0.45)		0.989
AT0166A	-0.05 (-0.24 - 0.13)		0.583	-0.06 (-0.44 - 0.27)		0.758
AT0167A	-0.01 (-0.21 - 0.20)		0.949	0.00 (-0.41 - 0.45)		0.989
AT0175A	-0.08 (-0.30 - 0.17)		0.522	-0.19 (-0.64 - 0.30)		0.449
AT0176A	0.01 (-0.20 - 0.24)		0.935	0.04 (-0.38 - 0.52)		0.828

Table B3: Quantification of annual CHIMERE model trends (ppbv/yr and %/yr) in O₃ 95th percentiles 1996-2005. 95% confidence interval given in brackets. Sig. = significance *** significant at 99.9% level, ** significant at 99.0% level, * significant at 95.0% level, + significant at 90.0% level. † 2σ error. ◊ significant trends only

ID	Trend (ppbv/yr)	Sig.	P-value	Trend (%/yr)	Sig.	P-value
AT0180A	-0.02 (-0.21 - 0.15)		0.799	-0.06 (-0.42 - 0.30)		0.727
BE0032R	0.03 (-0.16 - 0.28)		0.785	0.07 (-0.37 - 0.58)		0.772
BE0033R	-0.03 (-0.20 - 0.12)		0.586	-0.08 (-0.44 - 0.29)		0.602
BE0035R	0.05 (-0.12 - 0.26)		0.627	0.11 (-0.27 - 0.60)		0.596
BE0211A	0.03 (-0.17 - 0.24)		0.720	0.14 (-0.32 - 0.66)		0.543
BE0238A	0.03 (-0.14 - 0.21)		0.710	0.06 (-0.31 - 0.44)		0.730
BE0294A	0.05 (-0.12 - 0.26)		0.627	0.11 (-0.27 - 0.60)		0.596
BE0298A	0.10 (-0.12 - 0.32)		0.371	0.18 (-0.37 - 0.76)		0.537
BE0302A	0.00 (-0.19 - 0.25)		0.971	0.02 (-0.42 - 0.51)		0.942
BE0304A	0.06 (-0.09 - 0.22)		0.449	0.15 (-0.21 - 0.56)		0.488
BE0311A	0.04 (-0.16 - 0.23)		0.663	0.10 (-0.36 - 0.50)		0.624
BE0345A	0.10 (-0.12 - 0.32)		0.371	0.18 (-0.37 - 0.76)		0.537
CH0001R	-0.07 (-0.29 - 0.17)		0.534	-0.13 (-0.51 - 0.32)		0.499
CH0002R	0.01 (-0.23 - 0.29)		0.953	-0.03 (-0.46 - 0.50)		0.903
CH0003R	-0.22 (-0.45 - 0.06)	+	0.091	-0.38 (-0.84 - 0.23)		0.188
CH0004R	0.01 (-0.23 - 0.29)		0.953	-0.03 (-0.46 - 0.50)		0.903
CH0005R	-0.15 (-0.36 - 0.13)		0.233	-0.20 (-0.61 - 0.30)		0.357
CH0019A	-0.24 (-0.45 - 0.02)	+	0.060	-0.35 (-0.79 - 0.13)		0.122
CH0024A	-0.06 (-0.24 - 0.13)		0.468	-0.12 (-0.44 - 0.24)		0.508
CH0033A	-0.29 (-0.61 - 0.06)	+	0.064	-0.33 (-0.86 - 0.26)		0.222
CMN	-0.46 (-0.72 - -0.23)	***	<0.001	-0.73 (-1.13 - -0.30)	**	0.002
CZ0001R	-0.03 (-0.25 - 0.18)		0.792	-0.10 (-0.57 - 0.38)		0.737
CZ0003R	-0.05 (-0.24 - 0.18)		0.640	-0.12 (-0.58 - 0.38)		0.586
CZ0017A	-0.03 (-0.24 - 0.17)		0.785	-0.17 (-0.65 - 0.31)		0.514
CZ0030A	-0.02 (-0.24 - 0.17)		0.838	-0.08 (-0.53 - 0.35)		0.707
CZ0041A	-0.06 (-0.29 - 0.17)		0.596	-0.18 (-0.68 - 0.35)		0.474
CZ0045A	-0.02 (-0.24 - 0.21)		0.852	-0.02 (-0.47 - 0.42)		0.917
CZ0049A	-0.05 (-0.24 - 0.16)		0.634	-0.06 (-0.44 - 0.41)		0.782
CZ0051A	-0.03 (-0.25 - 0.17)		0.696	-0.09 (-0.57 - 0.35)		0.680
CZ0055A	-0.08 (-0.28 - 0.12)		0.465	-0.15 (-0.62 - 0.30)		0.496
CZ0057A	-0.04 (-0.20 - 0.13)		0.615	-0.06 (-0.40 - 0.34)		0.775
CZ0062A	0.03 (-0.20 - 0.28)		0.789	0.04 (-0.48 - 0.57)		0.856
DE0003R	0.03 (-0.24 - 0.35)		0.775	-0.06 (-0.59 - 0.47)		0.772
DE0007R	-0.03 (-0.24 - 0.17)		0.789	-0.09 (-0.55 - 0.39)		0.734
DE0008R	0.02 (-0.21 - 0.25)		0.881	-0.05 (-0.57 - 0.51)		0.845
DE0009R	-0.09 (-0.26 - 0.04)		0.219	-0.17 (-0.51 - 0.13)		0.338
DE0035R	-0.03 (-0.24 - 0.17)		0.754	-0.10 (-0.60 - 0.39)		0.683
DE0422A	0.12 (-0.13 - 0.39)		0.381	0.18 (-0.36 - 0.76)		0.479
DE0510A	-0.06 (-0.30 - 0.18)		0.657	-0.09 (-0.57 - 0.45)		0.690
DE0514A	-0.01 (-0.23 - 0.21)		0.921	0.03 (-0.45 - 0.52)		0.877
DE0556A	0.03 (-0.20 - 0.28)		0.789	0.04 (-0.48 - 0.57)		0.856
DE0649A	0.12 (-0.12 - 0.34)		0.293	0.15 (-0.35 - 0.70)		0.540

Table B3: Quantification of annual CHIMERE model trends (ppbv/yr and %/yr) in O₃ 95th percentiles 1996-2005. 95% confidence interval given in brackets. Sig. = significance *** significant at 99.9% level, ** significant at 99.0% level, * significant at 95.0% level, + significant at 90.0% level. † 2σ error. ◊ significant trends only

ID	Trend (ppbv/yr)	Sig.	P-value	Trend (%/yr)	Sig.	P-value
DE0651A	0.11 (-0.12 - 0.32)		0.338	0.18 (-0.28 - 0.67)		0.485
DE0674A	0.05 (-0.15 - 0.31)		0.615	0.12 (-0.33 - 0.68)		0.650
DE0679A	-0.02 (-0.21 - 0.19)		0.789	-0.04 (-0.43 - 0.37)		0.877
DE0680A	0.11 (-0.08 - 0.34)		0.235	0.30 (-0.13 - 0.78)		0.190
DE0684A	0.03 (-0.24 - 0.35)		0.775	-0.06 (-0.59 - 0.47)		0.772
DE0685A	0.09 (-0.16 - 0.37)		0.474	0.08 (-0.40 - 0.64)		0.779
DE0686A	0.05 (-0.17 - 0.31)		0.650	0.12 (-0.37 - 0.62)		0.720
DE0687A	0.05 (-0.15 - 0.31)		0.615	0.12 (-0.33 - 0.68)		0.650
DE0688A	0.12 (-0.08 - 0.36)		0.236	0.21 (-0.26 - 0.72)		0.379
DE0699A	0.02 (-0.26 - 0.25)		0.913	-0.09 (-0.60 - 0.51)		0.653
DE0719A	0.02 (-0.20 - 0.25)		0.860	-0.07 (-0.58 - 0.47)		0.789
DE0732A	0.13 (-0.08 - 0.34)		0.231	0.25 (-0.18 - 0.74)		0.295
DE0735A	0.12 (-0.08 - 0.36)		0.236	0.21 (-0.26 - 0.72)		0.379
DE0737A	0.11 (-0.17 - 0.37)		0.465	0.11 (-0.41 - 0.65)		0.713
DE0738A	0.02 (-0.19 - 0.26)		0.849	-0.05 (-0.55 - 0.47)		0.845
DE0739A	0.02 (-0.24 - 0.26)		0.835	-0.04 (-0.55 - 0.50)		0.852
DE0754A	-0.01 (-0.26 - 0.23)		0.949	-0.02 (-0.62 - 0.51)		0.928
DE0844A	-0.16 (-0.33 - 0.02)	+	0.095	-0.31 (-0.73 - 0.24)		0.255
DE0874A	0.13 (-0.05 - 0.34)		0.165	0.31 (-0.14 - 0.80)		0.184
DE0907A	0.14 (-0.10 - 0.36)		0.222	0.19 (-0.32 - 0.75)		0.479
DE0960A	-0.08 (-0.26 - 0.10)		0.350	-0.17 (-0.65 - 0.34)		0.460
DE0996A	0.08 (-0.15 - 0.30)		0.490	0.17 (-0.31 - 0.67)		0.479
EE0011R	-0.15 (-0.29 - 0.02)	*	0.038	-0.33 (-0.66 - 0.08)	+	0.065
ES0007R	0.17 (0.00 - 0.34)	+	0.062	0.27 (-0.01 - 0.55)	+	0.067
ES1222A	-0.16 (-0.38 - 0.05)		0.169	-0.35 (-0.68 - 0.05)		0.102
ES1400A	0.09 (-0.08 - 0.25)		0.343	0.17 (-0.11 - 0.48)		0.257
ES1435A	0.02 (-0.11 - 0.15)		0.768	0.04 (-0.20 - 0.28)		0.761
ES1437A	-0.01 (-0.13 - 0.13)		0.910	-0.04 (-0.27 - 0.21)		0.775
ES1441A	-0.01 (-0.13 - 0.13)		0.910	-0.04 (-0.27 - 0.21)		0.775
FR08	0.01 (-0.25 - 0.30)		0.913	0.00 (-0.51 - 0.56)		0.996
GB0002R	-0.16 (-0.36 - 0.00)	*	0.043	-0.36 (-0.80 - 0.02)	*	0.046
GB0006R	-0.21 (-0.35 - -0.09)	***	0.001	-0.45 (-0.77 - -0.21)	***	0.001
GB0013R	-0.11 (-0.25 - 0.00)	+	0.051	-0.24 (-0.57 - 0.01)	+	0.056
GB0014R	-0.09 (-0.23 - 0.03)		0.154	-0.32 (-0.63 - -0.04)	*	0.038
GB0015R	-0.16 (-0.33 - -0.03)	*	0.017	-0.38 (-0.80 - -0.04)	*	0.024
GB0031R	-0.14 (-0.31 - 0.01)	*	0.036	-0.30 (-0.69 - 0.08)	+	0.060
GB0033R	-0.15 (-0.37 - 0.05)		0.119	-0.27 (-0.73 - 0.12)		0.168
GB0036R	0.03 (-0.14 - 0.19)		0.693	0.08 (-0.29 - 0.51)		0.605
GB0037R	-0.03 (-0.20 - 0.10)		0.713	-0.08 (-0.48 - 0.24)		0.631
GB0038R	0.02 (-0.13 - 0.18)		0.828	0.04 (-0.28 - 0.39)		0.838
GB0039R	-0.06 (-0.18 - 0.06)		0.352	-0.11 (-0.42 - 0.13)		0.362
GB0044R	-0.05 (-0.22 - 0.10)		0.471	-0.14 (-0.52 - 0.22)		0.394

Table B3: Quantification of annual CHIMERE model trends (ppbv/yr and %/yr) in O₃ 95th percentiles 1996-2005. 95% confidence interval given in brackets. Sig. = significance *** significant at 99.9% level, ** significant at 99.0% level, * significant at 95.0% level, + significant at 90.0% level. † 2σ error. ◊ significant trends only

ID	Trend (ppbv/yr)	Sig.	P-value	Trend (%/yr)	Sig.	P-value
GB0045R	0.01 (-0.18 - 0.15)		0.935	-0.02 (-0.44 - 0.32)		0.910
GB0617A	0.00 (-0.19 - 0.15)		0.975	-0.02 (-0.46 - 0.38)		0.899
HPB	-0.07 (-0.28 - 0.17)		0.537	-0.12 (-0.57 - 0.37)		0.602
HU0002R	-0.01 (-0.19 - 0.15)		0.885	-0.05 (-0.45 - 0.33)		0.806
IE31	-0.27 (-0.44 - -0.14)	***	<0.001	-0.61 (-1.01 - -0.29)	***	<0.001
IT04	-0.27 (-0.58 - 0.07)	+	0.070	-0.34 (-0.84 - 0.32)		0.191
LT0015R	-0.13 (-0.28 - 0.00)	+	0.054	-0.30 (-0.62 - 0.03)	+	0.070
LV0010R	-0.14 (-0.28 - -0.01)	*	0.035	-0.31 (-0.61 - -0.01)	*	0.035
NL0007R	0.13 (-0.09 - 0.34)		0.280	0.30 (-0.23 - 0.88)		0.303
NL0009R	-0.12 (-0.29 - 0.03)		0.114	-0.25 (-0.58 - 0.10)		0.139
NL0010R	0.07 (-0.14 - 0.32)		0.485	0.27 (-0.19 - 0.85)		0.221
NL0196A	0.10 (-0.13 - 0.36)		0.386	0.26 (-0.23 - 0.87)		0.305
NL0198A	0.01 (-0.17 - 0.22)		0.870	0.07 (-0.42 - 0.56)		0.754
NL0202A	0.07 (-0.14 - 0.31)		0.485	0.20 (-0.29 - 0.75)		0.443
NL0205A	0.05 (-0.15 - 0.28)		0.653	0.11 (-0.36 - 0.63)		0.663
NL0207A	-0.03 (-0.15 - 0.09)		0.611	-0.07 (-0.35 - 0.21)		0.680
NL0209A	0.03 (-0.21 - 0.26)		0.814	0.03 (-0.52 - 0.67)		0.899
NL0220A	-0.03 (-0.20 - 0.12)		0.586	-0.08 (-0.44 - 0.29)		0.602
NL0223A	0.10 (-0.16 - 0.36)		0.414	0.26 (-0.34 - 0.87)		0.364
NL0226A	-0.04 (-0.24 - 0.17)		0.683	-0.11 (-0.57 - 0.38)		0.653
NL0227A	-0.09 (-0.24 - 0.04)		0.228	-0.20 (-0.53 - 0.10)		0.233
NL0228A	0.05 (-0.15 - 0.24)		0.653	0.08 (-0.30 - 0.52)		0.686
NL0229A	0.03 (-0.21 - 0.26)		0.814	0.03 (-0.52 - 0.67)		0.899
NL0231A	0.07 (-0.13 - 0.29)		0.552	0.12 (-0.34 - 0.65)		0.624
NL0232A	0.07 (-0.18 - 0.32)		0.565	0.14 (-0.44 - 0.74)		0.589
NL0250A	-0.07 (-0.22 - 0.09)		0.345	-0.16 (-0.51 - 0.19)		0.404
NO01	-0.20 (-0.36 - -0.05)	*	0.018	-0.46 (-0.83 - -0.09)	*	0.023
PL03	-0.08 (-0.29 - 0.14)		0.457	-0.14 (-0.62 - 0.34)		0.540
PT0004R	-0.13 (-0.37 - 0.12)		0.229	-0.23 (-0.62 - 0.17)		0.246
PUY	-0.03 (-0.25 - 0.16)		0.772	-0.11 (-0.50 - 0.27)		0.624
SI0008R	-0.13 (-0.33 - 0.07)		0.194	-0.29 (-0.66 - 0.07)		0.126
ZUG	-0.16 (-0.33 - 0.03)	+	0.068	-0.24 (-0.59 - 0.16)		0.199
European average [†]	-0.03 ± 0.02 ppbv/yr			-0.06 ± 0.04 %/yr		
Range [◊]	-0.46 to 0.17 ppbv/yr			-3.12 to 2.16 %/yr		

5 Sites Used in This Study

A list of the sites selected for inclusion in this study including their GEOmon re-categorisation based on a representiveness study.

Table C1: Background sites selected from the GEOmon harmonised data set including their categorisation as per Henne et al., 2010

ID	Station	Longitude (°)	Latitude (°)	Altitude (m a.s.l)	GEOmon Category
AT0002R	Illmitz	16.77	47.77	117	rural
AT0004R	St. Koloman Kleinhorn	13.23	47.65	1005	rural
AT0005R	Vorhegg bei Kötschach-Mauthen	12.97	46.68	1020	valley/basin
AT0034R	Sonnblick	12.97	47.05	3106	elevated
AT0044A	Streithofen	15.94	48.28	220	rural
AT0052A	Piber	15.08	47.08	585	valley/basin
AT0054A	Schöneben	13.95	48.71	920	elevated
AT0058A	Zillertaler Alpen	11.87	47.14	1970	elevated
AT0064A	Innsbruck Nordkette	11.38	47.31	1910	elevated
AT0069A	Haunsberg	13.02	47.97	730	elevated
AT0073A	Grünbach bei Freistadt	14.57	48.53	918	elevated
AT0079A	Sonnblick	12.96	47.05	3106	elevated
AT0080A	St. Valentin Stein	14.56	48.23	242	rural
AT0086A	Kollmitzberg	14.87	48.18	465	rural
AT0089A	Karwendel West	11.23	47.34	1730	elevated
AT0094A	Hochgössnitz	15.02	47.06	900	rural
AT0095A	Mistelbach	16.58	48.58	250	rural
AT0096A	Forsthof am Schöpfl	15.92	48.11	581	rural/polluted
AT0101A	Heidenreichstein Thaures	15.05	48.88	560	rural
AT0102A	Wolkersdorf	16.52	48.39	190	rural/polluted
AT0103A	Stixneusiedl	16.68	48.05	210	rural/polluted
AT0105A	Irnfritz	15.5	48.72	556	rural
AT0108A	Masenberg	15.88	47.35	1137	elevated
AT0111A	Dunkelsteinerwald	15.55	48.37	305	rural/agricultural
AT0115A	Grundlsee	13.8	47.62	980	rural
AT0121A	Höfen Lächbichl	10.68	47.47	880	valley/basin
AT0122A	Kramsach Angerberg	11.91	47.46	600	valley/basin
AT0124A	Gerlitzten Steinturm	13.90	46.68	1895	elevated
AT0128A	St. Georgen im Lavanttal - Herzogberg	14.89	46.71	540	rural
AT0134A	Annaberg - Joachimsberg	15.32	47.86	891	rural
AT0141A	Obervellach Schulzentrum	13.2	46.94	686	valley/basin
AT0143A	Bleiburg Koschatstrasse	14.8	46.59	480	rural
AT0146A	Stolzalpe bei Murau	14.2	47.13	1302	rural
AT0149A	Pillersdorf bei Retz	15.94	48.72	315	rural
AT0153A	Arnfels - Remschnigg	15.37	46.65	785	elevated
AT0154A	Wiesmath	16.29	47.61	738	elevated
AT0162A	Liezen	14.24	47.57	665	valley/basin
AT0164A	Oberwart - Brunnenfeld	16.19	47.3	330	rural
AT0166A	Zell am See Krankenhaus	12.81	47.34	770	valley/basin
AT0167A	Payerbach	15.85	47.67	890	rural
AT0175A	Klöch bei Bad Radkersburg	15.96	46.75	300	rural
AT0176A	Zöbelboden - Reichraminger Hintergebirge	14.44	47.84	899	elevated
AT0180A	Hochwurzten	13.63	47.36	1850	elevated
BE0032R	Eupen	6	50.63	295	rural/polluted

Table C1: continued. Background sites selected from the GEOmon harmonised data set including their categorisation as per Henne et al., 2010

ID	Station	Longitude (°)	Latitude (°)	Altitude (m a.s.l)	GEOmon Category
BE0033R	Moerkerke	3.36	51.26	3	rural/coastal
BE0035R	Vezin	4.99	50.5	160	rural/polluted
BE0211A	Gellik	5.62	50.88	70	suburban
BE0238A	Offagne	5.2	49.88	430	rural
BE0294A	Walshoutem	5.1	50.71	135	rural/polluted
BE0298A	Idegem	3.93	50.8	15	rural/polluted
BE0302A	Habay-la-n	5.63	49.72	375	rural
BE0304A	Dourbes	4.59	50.1	225	rural
BE0311A	Saint-ode	5.59	50.03	510	rural
BE0345A	St.P.Leeuwg	4.23	50.77	20	suburban
CH0001R	Jungfrauojoch	7.98	46.55	3573	elevated
CH0002R	Payerne	6.94	46.81	489	rural
CH0003R	Tänikon	8.9	47.48	539	rural/polluted
CH0004R	Chaumont	6.98	47.05	1137	elevated
CH0005R	Rigi-Seebodenalp	8.46	47.07	1031	elevated
CH0019A	St. Gallen Stuelegg	9.39	47.41	920	elevated
CH0024A	Saxon	7.15	46.14	460	valley/basin
CH0033A	Magadino-Cadenazzo	8.93	46.16	204	valley/basin
CMN	Monte Cimone	10.68	44.17	2165	elevated
CZ0001R	Svratouch	16.04	49.74	735	elevated
CZ0003R	Kosetice	15.08	49.57	535	rural
CZ0017A	Bily Kriz	18.54	49.5	890	elevated
CZ0030A	Sous	15.32	50.79	771	elevated
CZ0041A	Ondrejov	14.78	49.92	514	rural/polluted
CZ0045A	Kostelni Myslova	15.44	49.16	569	rural
CZ0049A	Churanov	13.61	49.07	1118	elevated
CZ0051A	Jesenik	17.19	50.24	625	elevated
CZ0055A	Krkonose-Rychory	15.85	50.66	1001	elevated
CZ0057A	Hojna Voda	14.72	48.72	818	elevated
CZ0062A	Rudolice v Horach	13.42	50.58	840	elevated
DE0003R	Schauinsland	7.91	47.91	1205	elevated
DE0007R	Neuglobsow	13.03	53.14	65	rural
DE0008R	Schmücke	10.77	50.65	937	elevated
DE0009R	Zingst	12.72	54.44	1	rural/coastal
DE0035R	Lückendorf	14.79	50.83	490	rural
DE0422A	Riedstadt	8.52	49.83	87	rural/polluted
DE0510A	Neustadt a.d. Donau/Eining	11.78	48.85	359	rural
DE0514A	Mehring/Sportplatz	12.78	48.18	415	rural
DE0556A	Zinnwald	13.75	50.73	877	elevated
DE0649A	Grebenau	9.46	50.76	373	rural
DE0651A	Witzenhausen/Wald	9.77	51.29	610	elevated
DE0674A	Simmerath Eifel	6.28	50.65	572	elevated
DE0679A	Tiefenbach/Altenschneeberg	12.55	49.44	755	elevated
DE0680A	Horn-Bad Meinberg Egge	8.95	51.83	430	elevated
DE0684A	Schwarzwald Süd	7.76	47.81	920	elevated
DE0685A	Westpfalz-Waldmohr	7.29	49.42	455	elevated

Table C1: continued. Background sites selected from the GEOmon harmonised data set including their categorisation as per Henne et al., 2010

ID	Station	Longitude (°)	Latitude (°)	Altitude (m a.s.l)	GEOmon Category
DE0686A	Hunsrück-Leisel	7.19	49.74	650	elevated
DE0687A	Westeifel Wascheid	6.38	50.27	680	elevated
DE0688A	Westerwald-Herdorf	7.97	50.77	480	elevated
DE0699A	Welzheimer Wald	9.57	48.88	500	rural/polluted
DE0719A	Spessart	9.4	50.16	502	rural/polluted
DE0732A	Solling	9.58	51.76	500	elevated
DE0735A	Netphen Rothaargebirge	8.19	50.93	635	elevated
DE0737A	Pfälzerwald-Hortenkopf	7.83	49.27	606	elevated
DE0738A	Naila/Selbitzer Berg	11.72	50.32	534	rural
DE0739A	Fürth/Odenwald	8.82	49.65	484	rural/polluted
DE0754A	B Grunewald (3.5 m)	13.23	52.47	50	suburban
DE0844A	Bornhöved	10.24	54.09	45	rural/polluted
DE0874A	Soest-Ost	8.15	51.57	110	rural
DE0907A	Nidda	9	50.42	193	rural/polluted
DE0960A	Ueckermünde	14.07	53.74	1	rural/coastal
DE0996A	Wurmberg	10.61	51.76	930	elevated
EE0011R	Vilsandi	21.85	58.38	6	remote
ES0007R	Viznar	-3.32	37.14	1265	elevated
ES1222A	Santa Maria de Palautordera	2.44	41.69	208	rural/polluted
ES1400A	Bujaraloz	-0.15	41.51	325	-
ES1435A	Vilafranca	-0.25	40.43	1125	rural
ES1437A	Coratxar	0.08	40.69	1200	rural
ES1441A	Morella	-0.09	40.64	1150	rural
FR08	Donon	7.13	48.5	775	elevated
GB0002R	Eskdalemuir	-3.21	55.32	269	rural
GB0006R	Lough Navar	-7.9	54.44	130	rural
GB0013R	Yarner Wood	-3.72	50.6	119	rural
GB0014R	High Muffles	-0.81	54.33	267	rural
GB0015R	Strath Vaich	-4.78	57.73	270	remote
GB0031R	Aston Hill	-3.33	52.5	370	rural
GB0033R	Bush Estate	-3.21	55.86	180	suburban
GB0036R	Harwell	-1.33	51.57	137	rural
GB0037R	Lady Bower	-1.75	53.4	420	rural/polluted
GB0038R	Lullington Heath	0.18	50.79	125	rural/coastal
GB0039R	Sibton	1.46	52.29	46	rural/coastal
GB0044R	Somerton	-2.74	51.04	55	rural
GB0045R	Wicken Fen	-0.29	52.3	5	rural/polluted
GB0617A	Rochester Stoke	0.63	51.46	14	rural/polluted
HPB	Hohenpeissenberg	11.02	47.8	985	elevated
HU0002R	K-puszta	19.55	46.97	125	rural/agricultural
IE31	Mace Head	-9.9	53.33	25	remote
IT04	Ispra	8.63	45.8	209	valley/basin
LT0015R	Preila	21.03	55.38	5	rural/coastal
LV0010R	Rucava	21.17	56.16	18	rural
NL0007R	Eibergen-Lintveldseweg	6.61	52.09	19	rural
NL0009R	Kollumerwaard-Hooge Zuidwal	6.28	53.33	1	rural/coastal

Table C1: continued. Background sites selected from the GEOmon harmonised data set including their categorisation as per Henne et al., 2010

ID	Station	Longitude (°)	Latitude (°)	Altitude (m a.s.l)	GEOmon Category
NL0010R	Vredepeel-Vredeweg	5.85	51.54	28	rural/polluted
NL0196A	Budel-Toom	5.56	51.27	32	rural/polluted
NL0198A	Zierikzee-Lange Slikweg	3.92	51.64	-1	rural/coastal
NL0202A	Posterholt-Vlodropperweg	6.04	51.12	32	rural/polluted
NL0205A	Hellendoorn-Luttenbergerweg	6.4	52.39	7	rural
NL0207A	Balk-Trophornsterweg	5.57	52.92	0	rural/coastal
NL0209A	Cabauw-Zijdeweg	4.93	51.97	-1	rural/polluted
NL0220A	Philippine-Stelleweg	3.75	51.3	5	rural/coastal
NL0223A	Biest Houtakker-Biestsestraat	5.15	51.52	15	suburban
NL0226A	Westmaas-Groeneweg	4.45	51.79	0	rural/polluted
NL0227A	Wieringerwerf- Medemblikkerweg	5.05	52.8	-4	rural/coastal
NL0228A	Biddinghuizen-Hoekwantweg	5.62	52.45	-4	rural/coastal
NL0229A	Zegveld-Oude Meije	4.84	52.14	-2	rural/polluted
NL0231A	Barsbeek-De Veenen	6.02	52.66	0	rural
NL0232A	Huijbergen-Vennekenstraat	4.36	51.44	18	suburban
NL0250A	De Zilk-Vogelaarsdreef	4.51	52.3	4	rural/polluted
NO01	Birkenes	8.25	58.38	190	rural
PL03	Sniezka	15.74	50.74	1603	elevated
PT0004R	Monte Velho	-8.8	38.08	43	rural/coastal
PUY	Puy de Dome	3	45.75	1465	elevated
SI0008R	Iskrba	14.86	45.56	540	rural/agricultural
ZUG	Zugspitze	10.98	47.42	2950	elevated