

Signing Up is Quick & Simple!

Set up your Parkmobile Account in Just a Few Simple Steps:

1

Verizon 4:08 PM 91%

CANCEL CREATE AN ACCOUNT SIGN UP

Email Address

Password

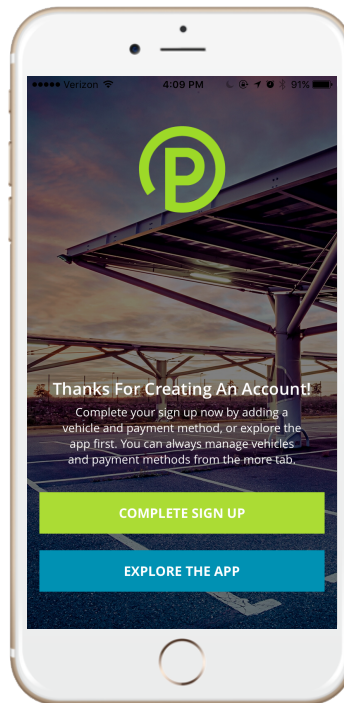
Password must have at least 8 characters with one number or special character

I agree to the Parkmobile Terms and Conditions and Privacy Policy.

Already have an account? SIGN IN

- Download the app & sign up using your email address or log in with your Touch ID.

2



- Continue with signing up or explore the app & complete sign up at a later time.

3

Verizon 4:10 PM 91%

ADD A VEHICLE NEXT

License Plate Number

PRKMBL

State or Province

Georgia - US

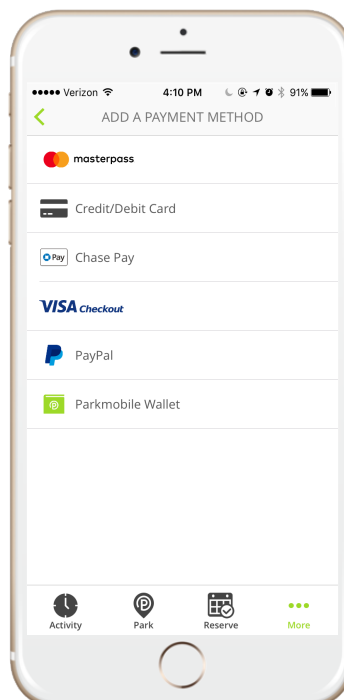
Nickname

(Optional)

SKIP

- Fill in your licence plate number & state. You can add up to 5 LPN's per account.

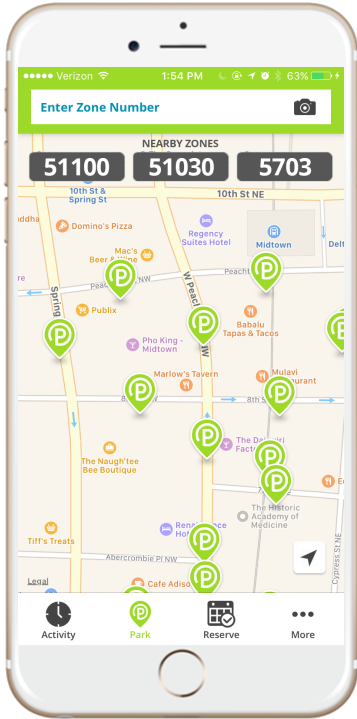
4



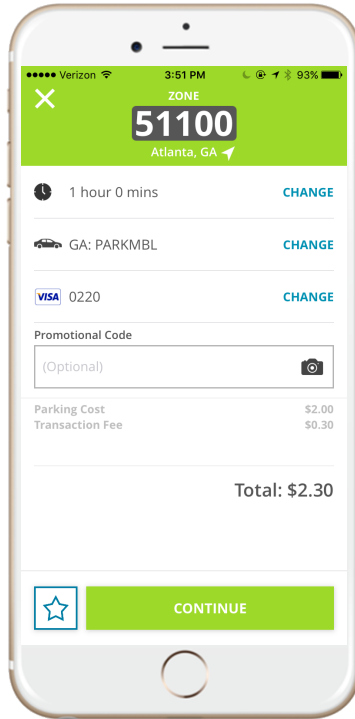
- Choose from our many payment options. You may add multiple payment methods

Please note that not all payment methods are accepted in all areas

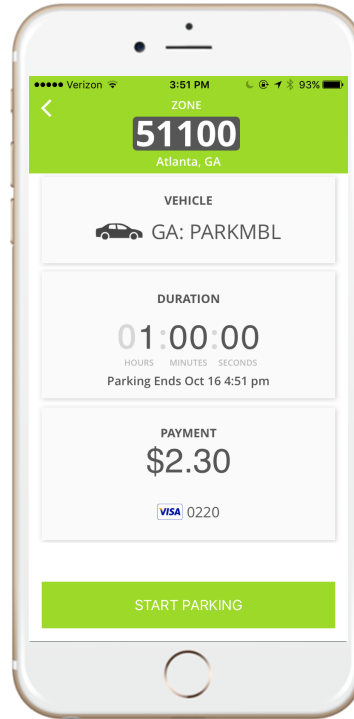
How To Pay with Parkmobile



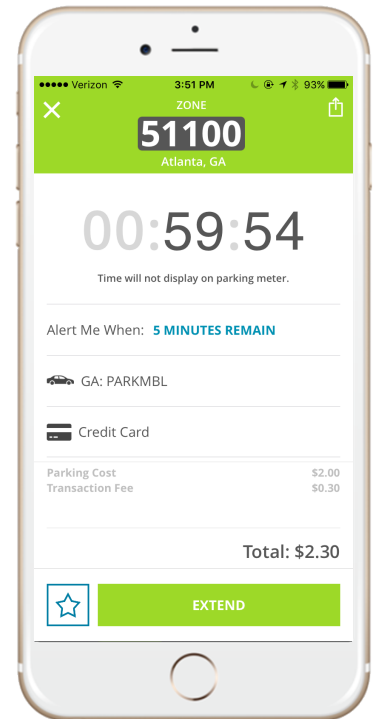
Once registered, enter in Zone# located on stickers & signs on the meters or choose from nearby zones shown



Choose your parking duration (varies by location)



Confirm your information, including location, license plate, time & cost



A ticker will count down your time remaining, & in some locations, you may extend your session remotely

WHAT ARE THE PERKS OF USING PARKMOBILE?



Easy to register & use



See suggested nearby zones



Saves you time & money



Save "Favorite" parking zones



Extend your parking session on-the-go (when permitted)



Set customizable parking expiration reminders



Multiple payment options offered



Add up to 5 license plate numbers on your account at a time