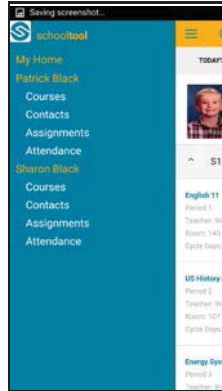


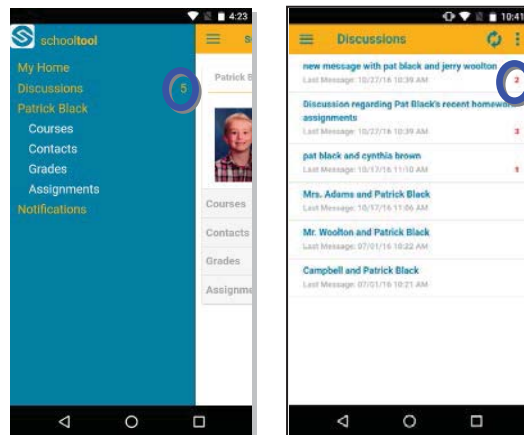



Menu

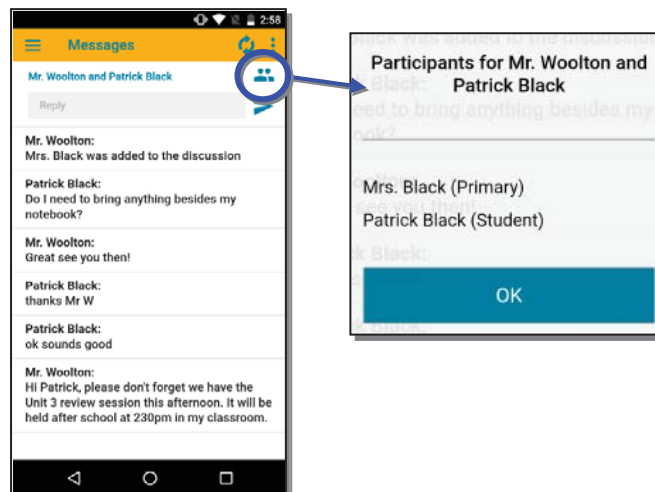
You can access the navigation menu at any time by swiping the screen horizontally from the edge of the screen, moving from left to right. This menu allows you to quickly navigate to any student screen.



If you have unread Discussion messages, you'll see a number in the main menu indicating the number of unread messages. Clicking on Discussions will bring you to a screen displaying your discussion history, where you can read and reply to messages.



Click on the Participants  icon to see a list of everyone in the discussion.



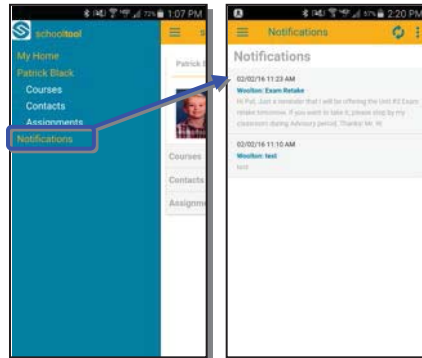


Mindex Technologies, Inc.

3495 Winton Place
Building E, Suite 4
Rochester, NY 14623
P 585.424.3590
F 585.424.3809

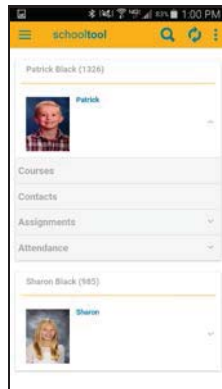
▶ schooltool.com


If you are a student, you'll also see a Notifications options in the menu. The Notifications screen shows a two week history of any direct notifications you have received.



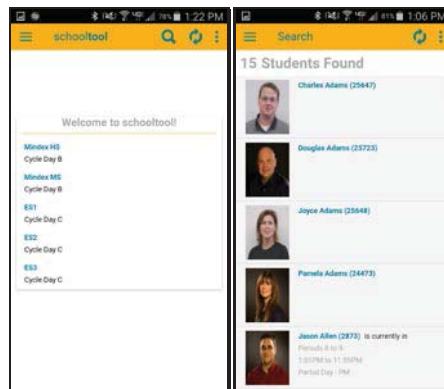
Home Screen

After logging in successfully, parents and students will be presented with a home screen that shows a list of students to whom they have access.



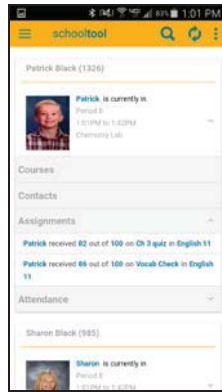
Staff will see a welcome screen that shows cycle days for their buildings, and can search for students using the Search  button at the top of the screen.

Note: Search results will be limited to the first 100 students.





Each student has a set of expandable tabs below his or her picture. Click on the down arrow ▼ to see a summary of recent information, or click on the tab's title to navigate to that screen.

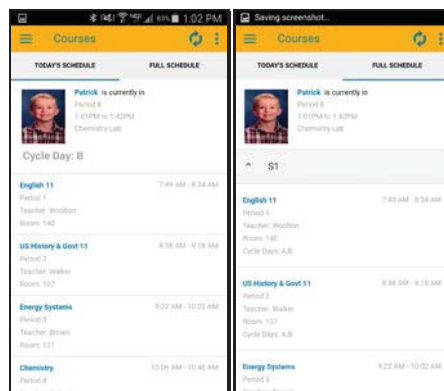


- **Courses:** Clicking on this tab will bring you to that student's Courses view, where you can view full schedules.
- **Contacts:** Clicking on this tab will bring you to that student's Call Order, where you can view details about his or her contacts.
- **Grades:** Clicking on this tab will bring you to that student's Grades view, where you can view all published marking period grades, comments, and final averages for the current school year.
- **Assignments:** Expanding this tab shows any assignments for the current day, including any assignment grades received or assignments that are due. Clicking on this tab will bring you to that student's Assignments view, where you can view all past and upcoming assignments by date or by course, as well as any available course averages.
- **Attendance:** Expanding this tab shows any absences the student has received for the current day. Clicking on this tab will bring you to that student's Attendance view, where you can view all daily and course attendance.

Courses View

The Courses view for a student includes 2 tabs (current and full schedule):

- **Today's Schedule** shows the student's courses for the current cycle day, ordered by start period/time.
- **Full Schedule** shows the student's schedule for all cycle days, grouped by semester. This tab shows the current semester's schedule by default; to view other semesters, expand the group by pressing the ▼ button.




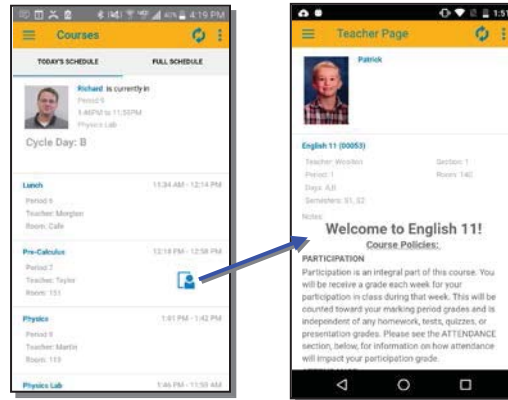


Mindex Technologies, Inc.

3495 Winton Place
Building E, Suite 4
Rochester, NY 14623
P 585.424.3590
F 585.424.3809

▶ schooltool.com

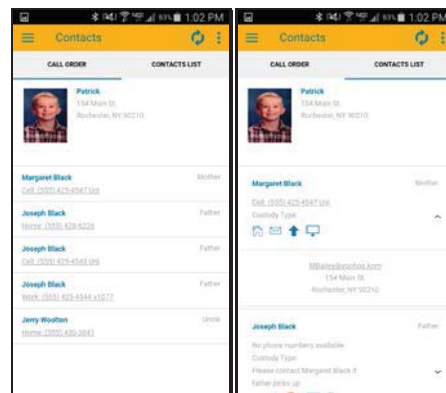
Users will see a Teacher Page  icon for any course have has a Teacher Page available. Teacher Pages include general course information, teacher notes, and daily notes. At this time, Teacher Pages are read-only and do not include responses.



Contacts View

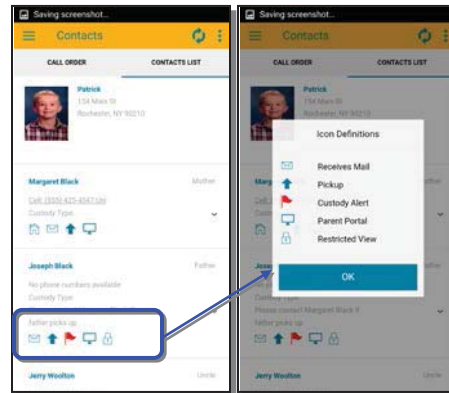
The Contacts view includes 2 tabs (call order and individual contact details):

- **Call Order** lists the student's call order as defined in schooltool.
- **Contacts** shows all contacts associated with that student. Each contact record can be expanded to view address information.





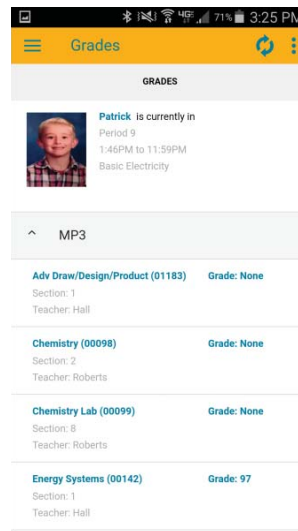
Click on the relationship flags to see available icon definitions for each contact.




Grades View

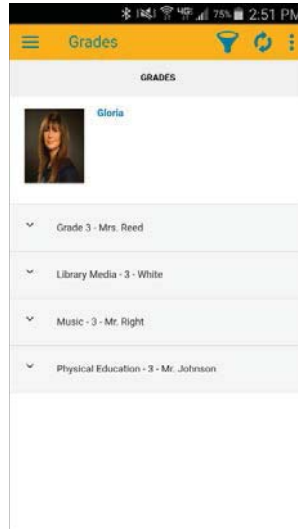
Grades view shows any available traditional and/or descriptor grades for the current school year, including comments and final averages.

For traditionally-graded courses (typically secondary courses), the **Traditional Grades** tab will list all available grades for the current school year, beginning with the most recently published marking period, followed by previous marking periods and final grades.

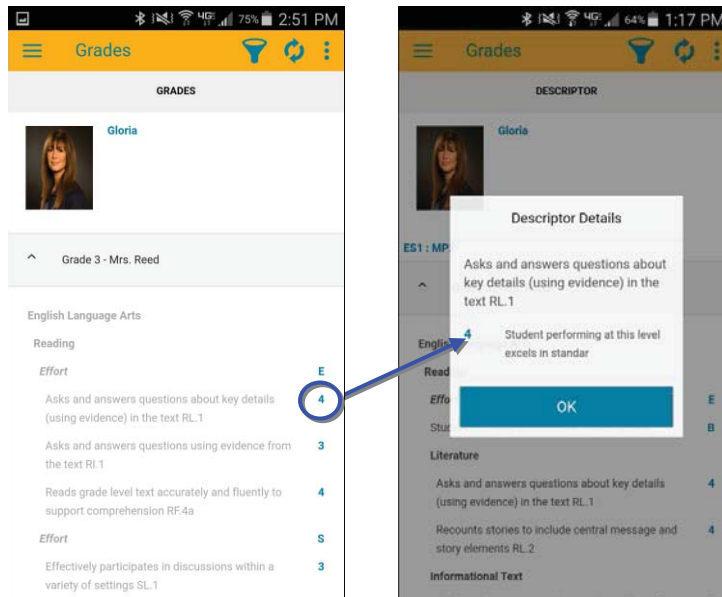


For descriptor-based courses (typically elementary courses), the **Descriptor Grades** tab will show all courses for the most recently published marking period by default. To view other marking periods, use the Filter  button to choose a different marking period.

To view grades and/or comments, simply click on the course you wish to view to expand it.



Users can click on each of the scores, in blue, to view more information about that score.

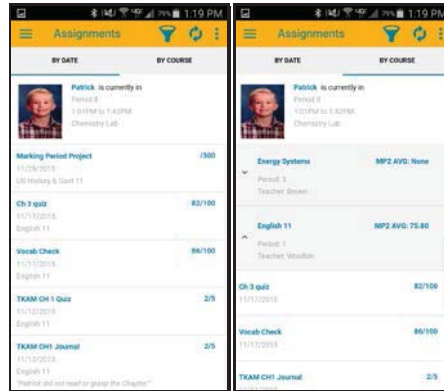





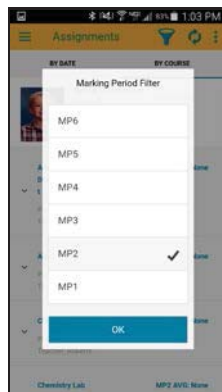
Assignments View

The Assignments view for a student includes 2 tabs (by date and by course):

- The **By Date** tab shows assignments based on date, with the most recent at the top.
- The **By Course** tab shows assignments grouped by course, in alphabetically order by course, then sorted by date.



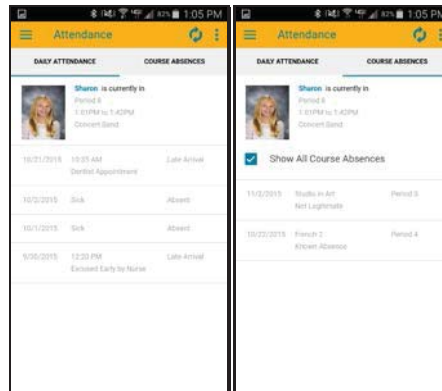
Use the Filter  button to change the marking period being shown.



Attendance View

The Attendance view for a student includes 2 tabs (daily and course attendance):

- The **Daily Attendance** tab shows all daily absences, late arrivals/in records, and early dismissals/out records, organized by date.
- The **Course Absences** tab shows all period attendance. By default this tab shows only course absences not attributed to a daily absence; use the checkbox to include all course absences.



Settings

Use the Settings area to choose whether or not to receive notifications. For iOS users, the options in the Settings screen work in conjunction with the Notifications settings on your device. Notifications must be enabled in both areas to receive notifications.

If your district does not have notifications turned on, users will not receive notifications regardless of whether or not these settings are enabled.

