



MEN'S BASKETBALL

2013-14 AND 2014-15 RULES



RESPECT.

It's the name of the game.

Sportsmanship is a core value of the NCAA. The NCAA Committee on Sportsmanship and Ethical Conduct has identified **respect** and **integrity** as two critical elements of sportsmanship and launched an awareness and action campaign at the NCAA Convention in January 2009.

Athletics administrators may download materials and view best practices at the website below: **www.NCAA.org**, then click on **"Student-Athlete Programs,"** then **"Sportsmanship"** and select the **"Resources/Best Practices"** tab.



IF YOU THINK YOU OR YOUR TEAMMATE HAS HAD A
CONCUSSION

DON'T HIDE IT. • REPORT IT. • TAKE TIME TO RECOVER.



IT'S BETTER TO MISS ONE GAME THAN THE WHOLE SEASON.

WHEN IN DOUBT, GET CHECKED OUT.

For more information and resources, visit www.NCAA.org/health-safety and www.CDC.gov/Concussion.



NCAA is a trademark of the National Collegiate Athletic Association.
The mark "CDC" is licensed under authority of the PHS.

Reference to any commercial entity or product or service on this page should not be construed as an endorsement by the Government of the company or its products or services.



2014 & 2015 NCAA MEN'S BASKETBALL RULES

Sportsmanship

The primary goal of the rules is to maximize the safety and enjoyment of the student-athlete. Sportsmanship is a key part of that goal. Sportsmanship should be a core value in behavior of players and bench personnel, in crowd control by game management and in the officials' proper enforcement of the rules governing related actions.

NATIONAL COLLEGIATE ATHLETIC ASSOCIATION



[ISSN 1042-3877]
THE NATIONAL COLLEGIATE ATHLETIC ASSOCIATION
P.O. BOX 6222
INDIANAPOLIS, INDIANA 46206-6222
317/917-6222
WWW.NCAA.ORG
AUGUST 2013

Manuscript Prepared By: Art Hyland, *Secretary-Rules Editor, NCAA Men's Basketball Rules Committee*

Edited By: Ty Halpin, *Associate Director of Playing Rules Administration.*

NCAA, NCAA logo and NATIONAL COLLEGIATE ATHLETIC ASSOCIATION are registered marks of the Association and use in any manner is prohibited unless prior approval is obtained from the Association.

COPYRIGHT, 1974, BY THE NATIONAL COLLEGIATE ATHLETIC ASSOCIATION
REPRINTED: 1975, 1976, 1977, 1978, 1979, 1980, 1981, 1982, 1983, 1984, 1985, 1986, 1987,
1988, 1989, 1990, 1991, 1992, 1993, 1994, 1995, 1996, 1997, 1998, 1999, 2000, 2001, 2002,
2003, 2004, 2005, 2006, 2007, 2008, 2009, 2010, 2011, 2012, 2013
PRINTED IN THE UNITED STATES OF AMERICA

Contents

NCAA Men’s Basketball Rules Committee	4
Men’s Rules Changes for 2014 & 2015	4
Major Officiating Concerns	7
Significant Editorial Changes	8
Sportsmanship Statement	13
Preface	13
Rules Supplements	14
Court and Equipment	14
Important Information for Manufacturers of New Equipment/Apparel	15
Court Diagram	17
3-Foot Restricted Area Arc Diagram	18
Official NCAA Men’s Basketball Rules	
Rule 1—Court and Equipment	19
Backboard Diagram	21
Shot-Clock Diagram	26
Uniform Diagram	28
Rule 2—Officials and Their Duties	32
Rule 3—Players, Substitutes and Player Equipment	40
Rule 4—Definitions	44
Rule 5—Scoring and Timing Regulations	56
Rule 6—Live Ball and Dead Ball	66
Rule 7—Out of Bounds and the Throw-in	69
Rule 8—Free Throw	74
Rule 9—Violations and Penalties	78
Rule 10—Fouls and Penalties	87
Rule 11—Instant Replay	98
Appendixes	
Appendix I Fight-Reporting Procedures	102
Appendix II NCAA Tobacco Policy	103
Appendix III Officiating Guidelines	104
Coach and Bench Decorum	104
Screening	105
Post Play	105
Hand-Checking	106
Appendix IV Foul/Penalty Chart	107
Appendix V Major Rules Differences	111
Appendix VI Timeout Comparison Chart	115
Appendix VII Concussions	118
Appendix VIII Official Men’s Basketball Signals	120
Index	131

NCAA Men's Basketball Rules Committee

Those seeking interpretations of rules or play situations are asked to send questions via email to:

Art Hyland, Men's Basketball Secretary-Rules Editor

art.hyland@comcast.net

Term expires: 5-10-14

Changes for 2014 and 2015

Each changed or altered segment is identified in the rules text by a blue shaded background.

Backboard Signage. (Rule 1-13.5). Neon, electric, LED or artificially lit signage shall be permitted on the horizontal stanchion booms; however, it shall not be permitted on the vertical backboard stanchion arms. The permitted signage must conform to the restrictions in 1-13.5.

Court Finish. (Rule 1-17.6). The playing court must be completely finished in a manner that is similar throughout, including the 3-foot area outside each sideline and 6-foot area outside each end line. It is the responsibility of the host game management to ensure that the court is of a consistent finish, including any logos or decals that are legally allowed on the floor.

Uniforms- No advertising. (Rule 1-22.7.a.2). Commercial advertising is not permitted on uniforms.

Uniforms- Names. (Rule 1-22.7.f). Other names intended to celebrate or memorialize persons, events, or other worthy causes are permitted only in the back neutral zone.

Uniforms- Full length tights. (Rule 1-23.2). Undergarments may extend below the game pants and shall be of the same color as that of the game pants, black, white or beige. The same color must be worn by teammates.

Uniforms- Arm/knee/lower leg sleeves. (Rule 1-26.9). The use of an arm sleeve, knee sleeve or lower leg sleeve is permissible without medical verification. These sleeves must be of a solid color. The arm sleeve may be black, white, beige or any color contained in the jersey and the same color must be worn by teammates.

The sleeves on the leg (knee or lower leg) may be black, white, beige or the color of the game shorts and the same color must be worn by teammates.

Official's Uniform. (Rule 2-1.2). The officials' uniform shall be a black and white striped shirt that may have a 3-inch-wide black insert, and black pants. No variation in the color or style of this uniform is permitted. A national flag is permitted on the sleeve. Patches are not permitted with the exception of the NCAA patch to be worn during the NCAA tournament. One manufacturer's logo is permitted but must not exceed 2 1/4 square inches.

Officials' Jurisdiction. (Rule 2-4.1 and .2). The officials shall have the power to make decisions for infractions of the rules committed either within or outside the boundary lines from 20 minutes before the scheduled starting time of the game through the referee's approval of the final score.

At least one official shall arrive on the floor 20 minutes before the start of the game.

Official's Duties- 10-second back court count. (Rule 2-7.9). There will be no visible count on a 10-second back court violation unless there is no shot clock available. Officials will use the shot clock to count for a 10-second back court violation, except when the shot clock has been turned off at the end of each period.

Duties of Scorer- Game with instant replay (Rule 2-9.17). The scorer will record the time on the game clock when the official signals that an instant replay review for a correctable error of counting a two- or three- point goal is required.

Duties of Shot Clock Operator- Shot clock reset. (Rule 2-11.6.b.3). The shot clock operator will stop the timing device and reset it after a double personal foul when only one of the fouls is a flagrant foul.

Substitutes- Free Throws. (Rule 3-6.2.c). On free throws for technical or flagrant fouls, all substitutes are permitted to enter before the first attempt or after the final attempt unless otherwise required by rule.

Personal foul- Flagrant 1. (Rule 4-15.2.c.1). It is a flagrant 1 personal foul to cause excessive contact with an opponent.

Establishing Legal Guarding Position - (Rule 4-17.4.d). When the opponent with the ball is airborne, the guard shall have attained legal guarding position before the opponent begins his upward motion with his hand/arms to shoot or pass.

Dead ball. (Rule 6-6.3). A try in flight shall not become dead when a shooter's teammate excessively swings his elbows without making contact.

Violations- 10-second back court. (Rule 9-10). The 10-second count shall begin when a player legally touches the ball in that team's back court except on a rebound or jump ball. In such case, the 10-second count shall start on player control.

Violations- Basket Interference. (Rule 9-17.2.5). Basket interference occurs when a player causes the basket or backboard to vibrate when the ball is on or within the basket or the backboard and/or is on or in the cylinder.

Violations- Goaltending. (Rule 9-17.5). When the ball contacts the backboard and any part of the ball is above the rim on a field goal attempt, it is considered to be on its downward flight. In such case, it is goaltending when the ball is touched by a player as long as it has a possibility of entering the basket.

Personal foul- elbow. (Rule 10-1.14.c). Illegal contact caused by the swinging of the elbow(s) that occurs above or below the shoulders of an opponent is a common, flagrant 1 or flagrant 2 personal foul. Such contact no longer requires a minimum of a flagrant 1 personal foul when it occurs above the shoulders of an opponent.

Class A unsporting technical foul. (Rule 10-3.1.j). It is a flagrant 2 foul for a player or substitute to disrespectfully contact an official.

Class A unsporting technical foul. (Rule 10-3.2.h). It is a flagrant 2 foul for bench personnel to disrespectfully contact an official.

Class A unsporting technical foul. (Rule 10-3.2.i). It is a flagrant 2 foul for bench personnel to cause contact that is unnecessary, unacceptable, excessive or extreme during a live or dead ball.

Monitor Review- Indisputable Evidence. (Rule 11-1.1). In order for an official to change or reverse a call made on the floor, the official must first find that the monitor review reveals by indisputable evidence that the call on the floor was incorrect.

Monitor Review- Correctable error. (Rule 11-2.1.b.1). Prior to the expiration of the statute of limitations prescribed by Rule 2-12.3, the officials must recognize a potential correctable error and signal to the scorer that an instant replay review is required. This review shall take place at the next electronic-media timeout except during the last 4 minutes of the second period or the entire overtime period(s) during which time the correctable error time frame in Rule 2-12.3 must be used.

Monitor Review- Timing mistake. (Rules 11-2.1.c.1.c). On an out of bounds violation, the official shall determine the elapsed time before the game clock stopped from the time the ball actually hit out of bounds.

Monitor Review- Fouls. (Rules 11-2.1.d.1 and .2) When a foul has been called on the floor, a monitor review is permitted to determine if a flagrant 2 personal or flagrant 2 contact technical foul occurred. When it is determined that no such foul occurred but that a flagrant 1, common or contact dead ball technical did occur, that foul shall be penalized accordingly. When the review discloses, by indisputable evidence, that there was no foul committed, the foul call shall be reversed with no foul charged. In situations where officials fail to make a call on the floor, officials are permitted to review for a flagrant 2 personal or flagrant 2 contact technical foul, and when no such foul(s) occurred, a flagrant 1 personal may be charged or no foul charged, but common foul may not be charged.

Monitor Review- Player to be charged with foul. (Rule 11-2.1.d.5). After a foul has been called, officials may use the monitor to determine on whom a foul is to be charged when there is uncertainty.

Monitor Review- Shot clock violation. (Rule 11-2.1.e.1). In the last two minutes of the second period and overtime(s), officials may use the monitor to determine whether a shot clock violation occurred.

Monitor Review- Out of bounds violation. (Rule 11-2.1.e.2). In the last two minutes of the second period and overtime(s), officials may use the monitor to determine which team caused the ball to go out of bounds when there is a deflection involving two or more players.

Major Officiating Concerns

The rules committee has identified the following as major concerns that need to be addressed because of their increased incidence of occurrence:

Handchecking

The rules committee is concerned that various types of handchecking on a player with the ball drastically reduces the dribbler's ability to beat his man to create scoring opportunities. Accordingly, certain guidelines for officiating these plays have been inserted into Rule 10 and officials are instructed to call the fouls as written in the rules.

Freedom of Movement

The rules committee continues to express concern that the rules relating to a player's ability to move with or without the ball are being neglected by officials resulting in more physical play and less opportunity for scoring. Officials need to refocus their energies on penalizing illegal contact by the defense which prevents players from cutting freely, running their offense and otherwise creating a more free-flowing game.

Block/Charge Plays

After reviewing tapes of numerous block/charge plays, the committee is concerned about the number of incorrect calls made, especially on plays involving 1.) a defensive player moving forward toward the dribbler in an attempt to establish initial legal guarding position outside the restricted area, and 2.) the defender not establishing initial legal guarding position on plays involving airborne shooters/passers. The committee asked that an educational process be undertaken to improve the officiating calls on these plays.

Significant Editorial Changes

Note: These are additions/clarifications that have been part of interpretations or custom but have not appeared in the rules book. Rule and Section references are for this edition unless otherwise indicated. There have been many minor editorial changes to clean up language and eliminate wordiness.

1-1.2 through .3	Moved from 4-4.2 through .3	2-4.2	Officials required on court
1-2.1	Moved from 4-52	2-7.15	Signal possible correctable error
1-3.6.c	Clarified	2-9-17	Scorer's duty correctable error
1-4.1	Clarified	2-11.5	Rewritten
1-6.4	Clarified	3-1	Moved from 4-51
1-7.1	Rewritten	3-2	Moved from 3-1
1-11.1	Clarifying requirement	3-3	Moved from 3-2
1-15.3	Clarifying	3-4	Moved from 3-3
1-18.1	Moved from 4-32	3-5	Moved from 4-66
1-18.2	Moved from 1-18.1 and incorporating 1-18.3	3-6	Moved from 3-4
1-18.3	Moved from 1-18.2	3-6.1.b	Moved from 4-24
1-19.1	Moved from 4-63	4-1	Rewritten
1-19.2	Moved from 1-19.1 and clarifying requirement	4-2	Moved from 4-6
1-21.1	Rewritten	4-3	Moved from 4-7 and rewritten
1-22.1	Moved from 4-74	4-4.1	Deleted (see Rule 1-14.1)
1-22.2	Moved from 4-78	4-4	Moved from 4-8
1-22.3 through .9	Moved from 3-5.1 through .11	4-5	Moved from 4-9
1-22.7.c	Adding commemorative/memorial patch	4-6	Moved from 4-11
1-23	Moved from 3-6	4-7	Moved from 4-12
1-24	Moved from 3-7	4-8	Moved from 4-14 and clarified normal throwing movement
1-25	Moved from 3-8	4-9	Moved from 4-15
1-26	Moved from 3-9	4-10	Moved from 4-17
2-3	Clarified	4-11	Moved from 4-19
		4-12	Moved from 4-20

4-13	Moved from 4-21	4-37	Moved from 4-68
4-14	Moved from 4-23	4-38	Moved from 4-76
4-15	Moved from 4-29	4-39	Moved from 4-77
4-15.2.c.6	Rewritten	4-70.4 through .5	Deleted (See Rule 7-6.5 through .7)
4-15.3.b	Incorporated 4-75	4-73.5	Deleted (See Rule 5-1.6)
4-15.3.b through f.	Moved from 4-29.3.c, .e, .f, g, and i.	5-1	Retitled Scoring/Try for Goal
4-16	Moved from 4-31	5-1.1	Moved from 4-73.1
4-17	Moved from 4-35	5-1.2	Moved from 4-33.1
4-17.6.b	Rewritten	5-1.3 through .4	Moved from 5.1.1 through .2
4-18	Moved from 4-36 and clarifying under defensive pressure	5-1.5	Moved from 4-73.2
4-19	Moved from 4-38	5-1.6	Moved from 4-22
4-20	Moved from 4-39	5-1.7 through .9	Moved from 4-67.1 through .3
4-21	Moved from 4-40	5-1.10	Moved from 4-73.3
4-22	Moved from 4-44	5-1.11	Moved from 4-73.6
4-25	Moved from 4-46	5-1.12	Moved from 4-73.4
4-24	Moved from 4-48	5-1.13	Moved from 5-1.6
4-25.2	Deleted (See Rule 5-9.3)	5-1.14	Moved from 4-73.7
4-25	Moved from 4-49	5-1.15	Moved from 4-33.2 and clarifying
4-26	Moved from 4-50	5-1.16	Moved from 5-1.5
4-27	Moved from 4-53	5-1.17	Moved from 5-1.8
4-28	Moved from 4-54	5-1.18	Moved from 5-1.9
4-29	Moved from 4-55 and clarified	5-1.19	Moved from 5-1.3 and rewritten
4-30	Moved from 4-56	5-3	Retitled Forfeit/No Contest
4-31	Moved from 4-57	5-3.1 through .4	Moved from 4-28.1 through .6
4-32	Moved from 4-58	5-3.7	Moved from 4-28.7
4-33	Moved from 4-59	5-6	Retitled Periods—Length
4-34	Moved from 4-60	5-7	Retitled Periods—Beginning and End
4-35	Moved from 4-61	5-7.3.c.1	After expiration of time
4-36	Moved from 4-62	5-8	Moved from 4-41

5-8.Note	Moved from 5-6.1.Note	6-2	Created from 4-42, 4-43, 6-4, and 9-8.7 through .8 and titled Jump Ball, and rewriting 6-2.2
5-9	Moved from 5-8 and retitled Periods--Extra	6-3	Moved from 6-2 and retitled Alternating-Possession Procedure
5-9.1	Moved from 4-25.1	6-3.1 through .3	Moved from 4-2
5-9.2 through .4	Moved from 5-8.1 through .3	6-3.4 through .6	Moved from 6-2.1 through .4 [6-2.1 deleted (see 6-4.1.a)]
5-10	Retitled Starting Game and Shot Clocks	6-3.6	Edited to incorporate 6-2.4 and 6-1.2
5-10.1	Moved from 5-9.1	6-4	Moved from 6-3
5-10.2.a and .c	Moved from 5-9.3	6-4.1.h	Moved from 7-3
5-10.2.b	Moved from 5-9.2	6-4.2	Moved from 4-37
5-10.3.a	Moved from 5-9.4	6-5.2	Moved from 6-1.3
5-11	Moved from 5-10	7-1.2	Clarifying
5-12	Moved from 5-11	7-2.1	Rewritten
5-12.4	Adding more time than team is entitled to	7-3	Moved from 7-4
5-13	Moved from 4-71	7-4	Moved from 7-5
5-14	Moved from 5-13 and retitled Timeouts Granted and Charged	7-4.6	After goaltending/basket interference violation
5-14.1.d	Timing, scoring or alternating-possession mistake	7-4.6.a	Clarifying movement along the end line
5-14.1 (following .e)	Moved from 5-14.1.d.1 and adding detail on use of electronic-media timeout	7-5	Moved from 4-53.2 and titled Throw In—Point of Interruption
5-14.10.c	Clarifying	7-6	Retitled Throw-in—Requirements
5-15	Moved from 5-12	7-6.1 through .2	Moved from 4-70.1 through .2
5-16	Moved from 5-14 (except 5-14.1.d.1)	7-6.3	Moved from 7-6.1
5-17	Moved from 5-15	7-6.4	Moved from 4-70.3
6-1	Retitled Live Ball		

7-6.5 through .7	Moved from 7-6.2 through .4	9-5	Retitled Throw-in.
7-6.8	Moved from 7-6.5 and incorporated 4-18	9-6	Edited to pertain only to traveling, incorporating 4-72, and retitled Traveling.
7-6.9 through .13	Moved from 7-6.6 through .10	9-7	Created to contain portion of 9-6 not pertaining to traveling, incorporating 4-45, and titled Kick, Fist, Through Basket from Below
8-1.1	Moved from 4-30.1	9-8	Moved from 9-7
8-1.2	Moved from 4-47	9-9	Moved from 9-8 and rewritten as 9-9.1 and .2
8-1.3 through .4	Moved from 4-30.2 through .3	9-10	Moved from 9-9 and retitled Three Seconds in the Lane
8-2	Moved from 4-10 and rewriting 8-2.2	9-10.1	Moved from 4-69
8-3	Moved from 8-2 after deleting 8-3 (see 8-5.1.a)	9-10.2 through .3	Moved from 9-9.2 through .2 and rewritten
8-4	Moved from 8-1	9-11	Moved from 9-10 and retitled 10-Second Back Court
8-4.5	Clarifying	9-12	Moved from 9-11
8-5	Moved from 9-1.2 and .3	9-12.1	Moved from 4-64 and adding ball legally touched on throw-in
8-6	Moved from 8-4 and retitled Free Throw—Next Play	9-12.2	Moved from 4-65
8-7	Moved from 8-5 and re-titled Free Throw—Missed	9-12.3 through .4	Moved from 9-11.1 through .2
8-8	Moved from 8-6 and retitled Free Throw—False Double Foul	9-13	Moved from 9-12 and retitled Back Court
8-9	Moved from 8-7 and retitled Free Throw—False Multiple Foul	9-13.1 through .3	Moved from 4-3.1 through .3
9-1	New rule based on rewrite of 9-1.2 to list violations, and titled Free-Throw Violations	9-13.4	Moved from 9-12.1 and clarifying
9-1.1	Deleted (see 8-1.1)	9-13.5 through .7	Moved from 4-3.4 through .6 and clarifying in 9-13.6
9-2.4	Clarifying double violations	9-13.8	Moved from 9-12.2

9-13.9 through .10	Moved from 4-3.7 through .8	10.5	Moved from 10-7
9-14	Moved from 9-13	10.5.1 through .9	Moved from 4-26.1 through .9
9-14.3	Changing “feinting” to “faking”	11-1.1	Moved from 2-13.1
9-15	Moved from 9-14	11-1.2 through .3	Moved from 2-13.4 through .5 and rewriting 11-1.3
9-15.1	Moved from 4-13.1	11-2	Moved from 2-13.2, except 2-13.2.d.1.b, and titled Instant Replay—Voluntary Use (Except Where Noted)
9-15.3 through .4	Moved from 4-13.3 through .4	11-2.1.d.4	Moved from 2-13.2.d.1.b
9-16	Moved from 9-15 and retitled Floor Violation Penalties (Applies Only to Rules 9-3 to 9-15)	11-3.1	Moved from 2-13.3 and titled INSTANT REPLAY MANADATORY USE
9-17	Moved from 9-16		
9-17.2.a	Moved from 4-5.2		
9-17.2.b	Moved from 4-16		
9-17.2.c	Moved from 4-5.1		
9-17.2.d	Moved from 4-5.3		
9-17.3 through .5	Moved from 4-34.1 through .3		
9-18	Moved from 9-17		
9-18.2	Clarifying		
10-1.1	Shall not displace an opponent		
10-1.4	Moved from Appendix III for emphasis		
10-1 Penalty f	Rewritten		
10-2.5.c	Rewritten		
10-2.8	Moved from 4-27		
10-3	Moved from 10-5		
10-4	Moved from 10-6		
10-4.1.g	Rewritten		

Preface

Sportsmanship

The primary goal of the rules is to maximize the safety and enjoyment of the student-athlete. Sportsmanship is a key part of that goal. Sportsmanship should be a core value in behavior of players and bench personnel, in crowd control by game management and in the officials' proper enforcement of the rules governing related actions.

The NCAA Men's Basketball Rules have been designated as either administrative rules or conduct rules. Typically, administrative rules are those dealing with preparation for the contest. The conduct rules are those that deal directly with the playing of the contest. Some administrative rules (as indicated) may be altered by mutual consent of the competing institutions. Others (as indicated) are unalterable. No conduct rule may be changed by mutual consent. All NCAA member institutions are required to conduct their intercollegiate contests according to these rules.

In the Men's Basketball Rules, the administrative rules that may be altered by mutual consent of the competing institutions are **Rule 1, Sections 2, 3 and 20**. The administrative rules that may not be altered are **Rule 1, Sections 4 through 7, 15, 16 and 18; Rule 2, Section 1**; and the free-throw lane diagram. All of the other rules are conduct rules and may not be altered.

The rules are divided into articles for ease of reference. Equipment/apparel rules that are of concern primarily to manufacturers are contained in the rules supplements that follow this section. All court measurements are included on the expanded court diagram.

Those desiring interpretations of rules or play situations are asked to send questions via email.

Art Hyland, Men's Secretary-Rules Editor: Box 538, 10 Magnolia Avenue, West Hyannisport, Massachusetts 02672; art.hyland@comcast.net.

Note: Officials may find updates and interpretations on the World Wide Web at: www.ncaambb.arbitersports.com

Rules Supplements

Court and Equipment

1. **Playing Area.** When possible, building plans should provide for a playing court with ideal measurements as stated in Rule 1-2 and listed on the court diagram, ample out-of-bounds area and needed seating space for scorers, timers and fans. A long playing court permits use of two crosswise courts for practice and informal games.

It is recommended that padding that meets current ASTM standards be used on walls and other facility features in or around the playing area that a student-athlete might contact during play. Padding should be installed no more than 4 inches from the floor up to 6 feet.

2. **Ceiling.** The ceiling and anything hanging from it (other than the basket) should be at least 25 feet above the playing court and higher if possible.
3. **Boundaries.** The committee recommends that a belt 8 inches or more in width be used to mark the boundaries on all courts that have at least 10 feet of open space between the boundary lines and the seating. This plan is urged for all new construction and for other similar courts when the boundaries are re-marked.
4. **Lighting.** The court should be uniformly and adequately lighted. Lighting engineers should be placed in charge of this important factor when planning any new installations. For information on recommended specifications for lighting, contact the Illuminating Engineering Society of North America, 120 Wall Street, 17th Floor, New York, New York 10005; telephone 212/248-5000.
5. **Warning on misuse of portable backstops.** Manufacturers and administrators should be aware of an “extreme-caution” warning relative to the misuse of portable backstops. A high degree of injury potential and a severe liability problem exists when anyone is allowed to hang, sit or stand on the basket ring or backboard. Administrators must see that this practice is prohibited or that the portable units are lowered at the completion of the game because of the high risk of severe injury, even death. A recommended warning or inscription such as “Danger—please do not get on the rim/backboard” is desirable.
6. **Locking Backboard.** It is recommended that a locking device/safety arrester be used for ceiling and wall-mount backboard systems that are retracted by motor-pulley cable arrangements.
7. **Backboard Padding.** It is recommended that the required padding for the backboard be mounted on the backboard by adhesive or material such as Velcro or channel. The bottom and each side of the backboards shall be padded with a Poly High-Car vinyl-type material that meets the Bashor resilience test with a range of 20-30.

A lavalier-type microphone properly positioned in the crease of the backboard padding or between padding and backboard is permitted since

it is not located on the padding and does not interfere with a live ball or create a safety hazard.

8. **Ring.** The design of the ring and its construction should be such as to maximize player safety. A movable basket ring shall have rebound characteristics identical to those of a nonmovable ring. The pressure-release mechanism should maximize these characteristics, as well as protect both the ring and backboard. Movable rings are required.
9. **Ring Testing.** It is *required* for Division I and *recommended* for Divisions II and III that all competitive rings for men be tested for rebound/elasticity once before the season and once before the postseason. It is recommended further *in all divisions* that basket ring loads be transferred to the support system by a single strut boom behind the backboard, or to the backboard frame. The pressure-release/elasticity mechanism on movable rings may be field adjustable. When released, the ring shall not rotate more than 30 degrees below the original horizontal position. After release and with the load no longer applied, the ring shall return automatically and instantaneously to its original position.
10. **Marking the Court.** When marking a court, manufacturers should start at the center of the court rather than at either end.
11. **Timing Equipment.** Divisions I, II, and III schools shall have a game clock that shows a 10th-of-a-second display when less than 59.9 seconds remains in a period.

Division I, II, and III schools shall have either a red light placed behind each backboard that is visible through the 24-inch-by-18-inch rectangle or LED lights around the backboard. The purpose of either is to indicate when player activity is terminated. If LED lights are used, they shall be positioned no more than 6 inches from the upper and lower edges of the backboard and no more than 5 inches from the side of each backboard. When both lights are present, the LED lights shall take precedence and the red light shall be disconnected. It is recommended that the game clock, red light or LED lights be updated in their synchronization.

It is recommended that all men's Division I arenas provide a timing mechanism that enables the officials to start and stop the game clock automatically.

A pole attached to the shot clock that is used to mount a camera or a camera attached to the shot clock is permissible when the shot clock is recessed behind the backboard and does not interfere with a live ball nor does it affect the visibility of the shot clock.

Important Information for Manufacturers of New Equipment/Apparel

The NCAA Men's Basketball Rules Committee is responsible for formulating the official playing rules for the sport. The committee is not responsible for testing or approving playing equipment for use in intercollegiate men's basketball.

Equipment manufacturers have undertaken the responsibility for the development of playing equipment that meets the specifications established

from time to time by the committee. The NCAA urges manufacturers to work with the various independent testing agencies to maximize the safety of products. Neither the NCAA nor the NCAA Men's Basketball Rules Committee certify the safety of any basketball equipment. Only equipment that meets the dimensions specified in the NCAA Men's Basketball Rules shall be used in intercollegiate competition. Similarly, only uniforms that meet the rules specifications shall be used.

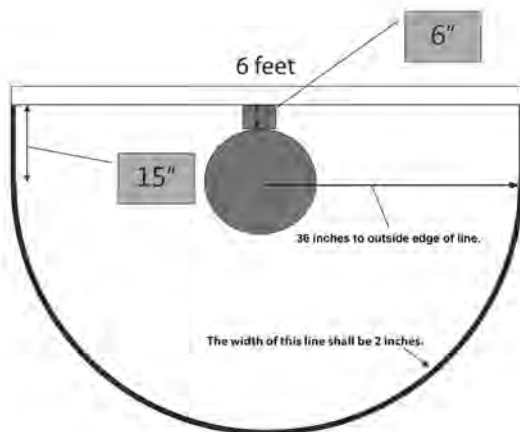
While the committee does not regulate the development of new equipment and do not set technical or scientific standards for testing equipment or the approval or disapproval of specific playing equipment, the committee may, from time to time, provide manufacturers with informal guidelines as to the equipment-performance levels it considers consistent with the integrity of the game. The committee reserves the right to intercede in order to protect and maintain that integrity.

The NCAA Men's Basketball Rules Committee suggests that manufacturers planning innovative changes in basketball equipment submit the equipment to the NCAA Men's Basketball Rules Committee for review before production.

NCAA Men's Basketball

3-Foot Restricted Area Arc

Baseline



INSTRUCTIONS

1. To place the arc on the floor, mark a spot on the floor directly under the center of the basket.
2. Using a measuring device, create a semicircle that extends three feet from the center of the basket.
3. Measure several points from the center of the basket, including two points along a plane parallel to the backboard.
4. The restricted area arc shall be drawn as a two-inch line with the outer edge of the line measuring three feet from the center of the basket.
5. At the diameter points of the semicircle (the plane parallel to the backboard), the line straightens, similar to the three-point line.
6. The arc's straight lines shall end at the front edge of the backboard.
7. The line must be clear and discernable from the surrounding area. It is recommended that the line be the same color as the lane lines or end lines.

RULE 1

Court and Equipment

Section 1. The Game

Art. 1. Basketball is played by two teams of five players each. The objective is for each team to throw or tap the ball into its own basket and to prevent the other team from scoring.

Art. 2. A team's own basket is the one into which its players try to throw or tap the ball. Each team shall warm up and shoot during the first half at the basket farthest from its bench.

Art. 3. The teams shall change baskets for the second half.

Art. 4. The ball may be thrown, batted, rolled or dribbled in any direction, subject to the restrictions in these rules.

Section 2. The Playing Court—Dimension

Art. 1. The playing court is the area on the floor that lies within the geometrical lines formed by the inside edge of the boundary lines.

Art. 2. The playing court shall be a rectangular surface free from obstructions with sidelines of 94 feet in length and end lines of 50 feet in length, measured from the inside edges.

Art. 3. The court dimensions shall be marked as shown on the court diagram.

Section 3. Lines and Other Markings

Art. 1. The court shall be marked with boundary lines (sidelines and end lines) and other lines and markings as shown on the court diagram. All lines must be clearly discernable and distinguishable.

Art. 2. Instead of the 2-inch boundaries listed on the diagram, it is legal to use contrasting-colored floor areas by painting the out-of-bounds area, the center circle, and the free-throw lanes and lines so that the mathematical line between the two colors is the boundary. Such a contrasting-colored out-of-bounds belt should be at least 8 inches wide.

Art. 3. The restraining line shall be a solid, interrupted or mathematical line formed between two colors. The line may be a color that is either the same or different from that of the end lines. When space is not available for a 6 foot restraining line, the line should be marked using the maximum available distance. Nonplaying personnel shall not be permitted in this area.

Art. 4. A shadow line is a line that designates the required 2-inch width by use of border or outline lines at least 1/4-inch wide, which shall lie within the 2-inch width. All shadow lines must be clearly discernable and distinguishable.

Art. 5. When the floor has a logo on the playing court, that logo should not distract from the players' and the officials' visibility of the division line or center-circle line.

Art. 6. One of the following shall be placed on the floor in front of the official scorers' spot at the scorers' table at division line:

- a. An "X" composed of 12-inch line segments that are 2 inches in width.
- b. An NCAA logo that is a minimum of approximately 8 inches in diameter.
- c. An NCAA Basketball logo that is located in a rectangle that is approximately 1½ feet by 2½ feet.

Section 4. Center Circle

Art. 1. When a logo is placed on the playing court which partially or completely obscures the 2-inch center-circle line as shown on the court diagram, the following shall be permissible:

- a. Solid 2-inch wide interrupted line: 4 inches long, 2-inch break; 4 inches long, 2-inch break, etc.
- b. Shadow-bordered 2-inch wide line (1/4-inch borders).
- c. Two-inch wide interrupted shadow line: 4 inches, 2-inch break, 4 inches, 2-inch break, etc.
- d. One-quarter-inch, single-bordered line (radius of 6 feet to the outside edge).
- e. Mathematical line formed by contrasting-colored floor areas.

Art. 2. The unmarked spaces for the non-jumpers around the center circle shall be 36 inches deep.

Section 5. Division Line

Art. 1. The division line shall divide the playing court into two equal parts and shall be formed by extending the center-circle diameter in both directions until it intersects the sidelines.

Art. 2. Instead of the solid 2-inch line as shown on the court diagram, the following shall be permissible:

- a. A solid 2-inch wide interrupted line: 4 inches, 2-inch break, 4 inches, 2-inch break, etc.
- b. Shadow-bordered 2-inch wide line (1/4-inch borders).
- c. Interrupted 2-inch wide shadow line: 4 inches, 2-inch break, 4 inches, 2-inch break, etc.

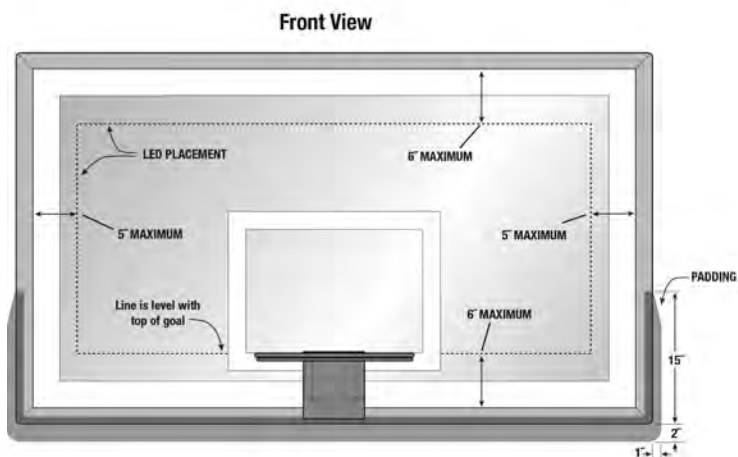
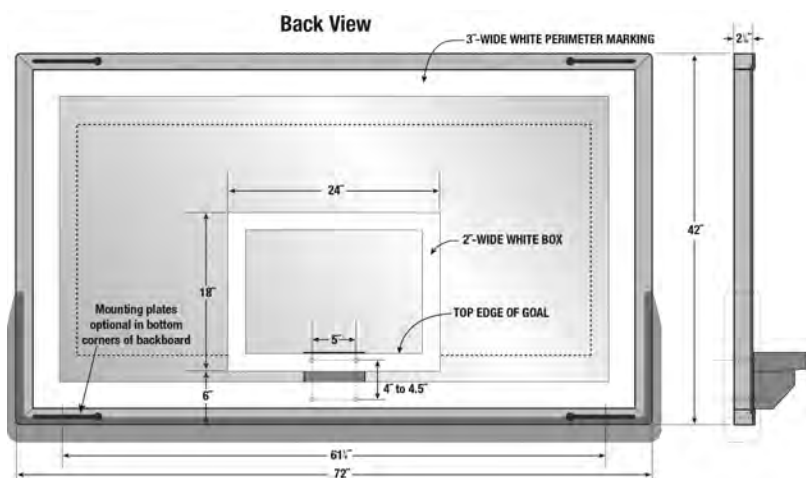
Section 6. Free-Throw Lane

Art. 1. All lines designating the free-throw lane, except lane-space marks and blocks, are part of the lane.

Art. 2. The color of the lane-space marks and blocks may contrast or be of the same color as the color of the lane boundary lines.

Art. 3. It is highly recommended that the area of the free-throw lane inside the boundary lines be one color. It is permissible for this area to be more than one color as long as all required lines in and around the lane are clearly discernable and distinguishable.

Art. 4. The lane-space marks and blocks shall identify the lane space areas that extend 36 inches from the outer edge of the lane lines toward the sidelines.



Section 7. Three-Point Field-Goal Line

Art. 1. The three-point field goal line shall be a distance of 20 feet, 9 inches, from the center of the basket to the outside edge of the three-point field-goal line.

Art. 2. The three-point field-goal line shall be a single-colored solid 2-inch line. The lines may be the same color as or a different color from the free-throw lane boundary lines and the semicircles. When a 20-foot-9-inch line and a 19-foot-9-inch line both exist, the two lines shall contrast in color and there shall be no form of embellishment or belt between the lines.

Section 8. Restricted Area Arc

The restricted area arc is a solid single-colored 2-inch line formed by a semicircle measured from the center of the basket to the outside edge with a radius of 3-feet and extending in a straight line to the front face of the backboard. This arc must be clearly discernable and distinguishable.

Section 9. Coaching Box

Art. 1. The coaching boxes shall extend from the sideline to the back of the team benches and shall be bounded by the end line and no farther than the 28-foot line as noted in the diagram.

Art. 2. A 3-foot line shall be extended in both directions from the sideline, so that the coaching-box restriction is evident.

Section 10. Backboards—Dimensions, Materials

Art. 1. Each backboard shall be marked as depicted on the backboard diagram.

Art. 2. The size of the backboards may be either of two dimensions:

- a. 6 feet horizontal and 3½ feet vertical; or
- b. 6 feet horizontal and 4 feet vertical.

Note: The dimensions of 6 feet horizontal and 3½ feet vertical are recommended for replacement backboards or new installations.

Art. 3. The backboards shall be similar in size at both ends of the playing court.

Art. 4. A transparent, unaltered, rigid, rectangular backboard with a flat surface shall be used.

Art. 5. Backboards shall not be tinted.

Section 11. Backboards—Padding

Art. 1. Padding is required on all backboards as outlined in this rule. The padding shall be a single solid color and shall be the same color on both backboards.

- a. When it becomes necessary to use a substitute backboard, the padding shall be of the same color as that of the backboard being replaced.

Art. 2. The padding shall be 1-inch thick from the front and back surfaces of the backboards.

Art. 3. The padding shall extend 2 inches from the bottom edge of each backboard.

Art. 4. The padding shall cover the bottom surface of each backboard and the side surface to a distance of 15 inches up from the bottom. The front and back surface must be covered to a minimum distance of ¾ inch from the bottom of each backboard.

Section 12. Backboards—Support Systems

Art. 1. Padding—Any backboard support behind a backboard and at a height of less than 9 feet above the floor shall be padded on the bottom surface to a distance of 2 feet from the face of the backboard. All portable backstops shall have the bases padded to a height of 7 feet on the courtside surface.

Art. 2. Protrusions and Clearances

- a. Protrusions below backboards shall not be allowed.
- b. Any backboard support, all of which is not directly behind the backboard, shall be at least 6 inches behind the backboard when the support extends above the top and at least 2 feet behind the backboard when the support extends beyond the side.
- c. Any support system below or behind a backboard shall be at least 8 feet behind the plane of the backboard face and a height of 7 feet or more above the floor.
- d. Any overhead backboard support structure that must be forward-braced because of space limitations, architectural or structural restraints, shall meet the following requirements: A front diagonal brace support system must be located above a line extending upward and into the playing court at a maximum 45-degree angle from a point on a vertical line located a minimum of 6 inches behind the front surface of the backboard at a minimum height of 4 feet 6 inches above the basket ring.

Section 13. Backboards—Positions

Art. 1. Each backboard shall be positioned midway between each sideline, with the plane of its front face perpendicular to the floor, parallel to and 4 feet from each end line.

Art. 2. The upper edge of each backboard shall be 13 feet above the floor.

Art. 3. Each backboard shall be protected from spectators to a distance of at least 3 feet from the end of each backboard.

Art. 4. Portable backboards shall be secured to the floor to prevent movement.

Art. 5. Neon, electric, LED or artificially lit signage shall be permitted on the horizontal stanchion booms; however, it shall not be permitted on the vertical backboard stanchion arms. The permitted signage must conform to the following:

- a. Signage must be static when the ball is live;
- b. Maximum Physical Area (H x W x D) 14" x 52" x 2";
- c. Maximum Active Display Area (H x W) 12" x 46";
- d. No hard metal or material on the underside or sides of the unit can be exposed. The signage unit must be padded with rounded edges, including across the bottom of the unit. A minimum of .75-inch thick padding must be provided. All padding must be the same color(s) as the stanchion arm;
- e. The front of the sign must be located a minimum of 6 feet behind the baseline, and the bottom cannot extend lower than 6 inches from the top of the horizontal stanchion boom arm;
- f. The sign must be installed with a Safety Plex covering in all cases; and
- g. A maximum of two panels are permitted per arm (one per side) and must face to the side or behind the playing court.

- h. The signage must feature dimming functionality that must be set to 50 percent of the maximum brightness with the recommended level of brightness being 20-25 percent. The signage must be able to be deactivated at the request of officials or game management.
- i. The signage system must be independently operated and cannot be connected to the main scoreboard game clocks and shot clocks in any way.
- j. LED stanchion arm signage may only be changed during timeouts and between periods.

When the signage is improperly positioned or located, the referee shall instruct home contest management to deactivate such signage.

Art. 6. During game conditions, all movement (vibration, etc.) of the backboard (because of any type of dunk or similar play) must regain a static position within four seconds.

Section 14. Baskets—Size, Material

Art. 1. Each basket shall consist of a single metal ring, 18 inches inside diameter, its flange and braces, and a white-cord, 12-mesh net, 15 to 18 inches in length, suspended from beneath the ring.

Art. 2. Each ring shall measure not more than 5/8 inch in diameter, with the possible addition of small-gauge loops on the under-edge or a smaller ring located directly under the required ring for attaching a 12-mesh net. Each ring and its attaching flange and braces shall be bright orange in color.

Art. 3. The cord of each net shall be not less than 120-thread nor more than 144-thread twine, or plastic material of comparable dimensions, and constructed so as to check the ball momentarily as it passes through.

Section 15. Baskets—Ring

Art. 1. Each basket ring shall be securely attached to each backboard/support system with a ring-restraining device. Such a device will ensure that the basket stays attached, even when a glass backboard breaks.

Art. 2. The upper edge of each basket ring shall be 10 feet above and parallel to the floor and shall be equidistant from the vertical edges of that backboard. The nearest point of the inside edge of each ring shall lie 6 inches from the plane of the face of that backboard.

Art. 3. Movable rings are required. Movable rings may flex downward both from the front and the sides.

Art. 4. All competitive rings shall be tested for rebound elasticity once before the season (July 15-Oct. 15) and once before the postseason. The rebound elasticity requirement shall be 35 percent to 50 percent energy absorption and be within a 5 percent differential between baskets on the same court.

Note: For Division II and Division III, ring testing is recommended (see supplement number 9).

Section 16. The Ball

Art. 1. The ball shall be spherical. Spherical shall be defined as a round body whose surface at all points is equidistant from the center except at the approved black rubber ribs (channels and/or seams).

Art. 2. The ball's color shall be Pantone Matching System (PMS) Orange 151, Red-Orange 173 or Brown 1535.

Art. 3. The ball shall have a deeply pebbled leather or composite cover.

Art. 4. The ball shall have the traditionally shaped eight panels, bonded tightly to the rubber carcass. The eight panels are defined by two channels and/or seams dissecting the ball's circumference in opposite directions and two panels that when laid flat shall have the shape of a figure eight.

Art. 5. The width of the black rubber rib (channels and/or seams) shall not exceed 1/4 inch.

Art. 6. When dribbled vertically, without rotation, the ball shall return directly to the dribbler's hand.

Art. 7. The air pressure that will give the required reaction shall be stamped on the ball. The ball shall be inflated to an air pressure such that when it is dropped to the playing surface from a height of 6 feet measured to the bottom of the ball, it will rebound to a height, measured to the top of the ball, of not less than 49 inches when it strikes its least resilient spot nor more than 54 inches when it strikes its most resilient spot.

Art. 8. The circumference of the ball shall be within a maximum of 30 inches and a minimum of 29½ inches.

Art. 9. The weight of the ball shall not be less than 20 ounces nor more than 22 ounces.

Art. 10. The home team shall provide a ball that meets the specifications listed in this section. The referee shall judge the legality of the ball and may select a ball for use provided by the visiting team when the home team cannot provide a legal ball.

Note: It is recommended that the home team provide the visiting team with warm-up balls of the same type as the game ball.

Section 17. Logos/Names/Equipment

Art. 1. Logos, names or equipment of any kind (including school and conference logos or names, cameras and microphones) shall not be permitted on the backboards, rings, padding around the backboards, or on the shot clocks. Cameras and microphones are permitted on the shot clocks when they are recessed such that they do not extend beyond the plane of the back edge of the backboard. A lavalier-type microphone properly positioned in the crease of the backboard padding or between the padding and the backboard is permitted when it does not interfere with a live ball or create a safety hazard.

Art. 2. The manufacturer's name and logo shall be permitted to appear on the ball a maximum of two times.

Art. 3. An institution's name or logo shall be permitted on the ball.

Art. 4. There are no restrictions on NCAA, team or conference logos, names or abbreviations on the playing court, provided they do not obscure any of the required lines. (See Rule 10-2.1)

Art. 5. No more than two commercial logos shall be permitted on the playing court when they conform to the following standards:

- a. The logo(s) shall fit into a box that is 10 feet by 10 feet square;

- b. This box shall be located 8½ feet from the division line and 4½ feet from the sideline;
- c. Logo(s) shall be within the two 10-foot-by-10-foot squares, with no more than one square in each half of the playing court.

Note: See Rules 1-22.7.c and 1-25 for logos and labels on players' uniforms/equipment.

Art. 6. The playing court must be completely finished in a manner that is similar throughout, including the 3-foot area outside each sideline and 6-foot area outside each end line. It is the responsibility of the host game management to ensure the court is of a consistent finish, including any logos or decals that are legally allowed on the floor.

Section 18. Scoreboard, Game-Clock Display

Art. 1. The game clock shall be the official, visible timepiece on which the time remaining in a period shall be displayed.

Art. 2. A visible game clock that shows a 10th-of-a-second display when less than 59.9 seconds remain in a period is required.

Art. 3. An alternate timing device and scoring display shall be available in the event of malfunctions.

Note: It is recommended that the game clock, red light or LED lights be synchronized.

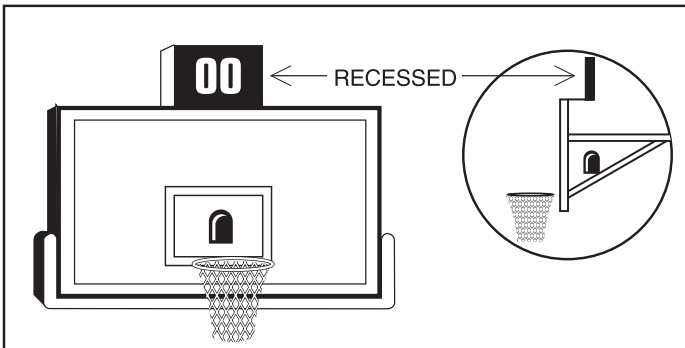
Art. 4: A red light (that is visible through the 24-inch-by-18-inch rectangle painted on the backboard) placed behind each backboard or LED lights placed around the backboard shall be required. See the Court and Equipment Rules Supplement (No. 11 "Timing Equipment") for more specifications.

Note: When both the red light and LED lights are present, the red-warning light should be disconnected and the LED lights should be used.

Section 19. Shot-Clock Displays

Art. 1. A shot clock is one of the two official visible timepieces that display the amount of time the team in control has to release a try for a field goal so that it hits the ring or the flange.

Art. 2. Two visible shot clocks are required, and shall be recessed and mounted on the backboard supports behind each backboard.



Art. 3. An alternate timing device shall be available when a visible shot clock malfunctions.

Art. 4. LED lights located around the shot clock may be used, but the lights shall only be activated for a shot-clock violation.

Section 20. Possession Indicator

Art. 1. A visible display located at the scorers' table shall be available to indicate team possession in the alternating-possession procedure.

Section 21. Team Benches—Scorers' and Timers' Table

Art. 1. The home team's game administration shall designate each team's bench.

Art. 2. The team benches shall be located equidistant from the division line extended at each side of the scorers' and timers' table on the sidelines.

Art. 3. The scorers' and timers' table shall be located courtside and at midcourt.

Art. 4. Teams shall warm up at the end of the playing court farthest from their own bench for the first half.

Section 22. Uniforms (Game Jersey and Pants)

Art. 1. A uniform shall consist of the game pants and game jersey. Game pants are the bottom portion of the uniform. Game jerseys are the top part of the uniform.

Art. 2. Warm-ups are any pieces of clothing worn by team members that must be removed before they become players. Warm-ups are not considered part of the uniform.

Art. 3. The color, style and design of all teammates' game jerseys and game pants shall be alike.

Art. 4. Opposing team uniforms shall be of contrasting colors. The home team shall wear light game jerseys and game pants and the away team shall wear dark game jerseys and game pants. This rule may be altered by mutual consent of the competing institutions. Team uniform and game jersey colors shall be defined by the color of the neutral zone. The majority of the color of the game pants shall be the color of the neutral zone.

Art. 5. The neutral zone(s) of the game jersey shall be of the same single color. A tonal design effect is permitted within the neutral zone(s) provided the tonal shift is not more than 15 percent of any one shade of color.

Art. 6. The neutral zone of the game jersey shall meet the following requirements:

- a. The front neutral zone shall be measured from the shoulder panel and extend to the bottom of the game jersey. It shall be a minimum 12 inches wide measured 6 inches in each direction from the center of the neckline.
- b. The back neutral zone shall be measured from the shoulder panel and extend to the bottom of the game jersey. It shall be a minimum 12 inches wide measured 6 inches in each direction from the center of the neckline.
- c. For the purposes of defining the neutral zone, the shoulder panel shall be measured from the top of the shoulder/shoulder seam and extend a maximum of 5 inches toward the bottom of the game jersey on both the front and back.



Art. 7. Only the following are permitted in the front and back neutral zones:

- a. A player or institutional name/mascot.
 1. No more than two identifying names or abbreviations may be placed on the front or back of the game jersey. The name(s) shall:
 - a. Identify the school, the school nickname or mascot, or the player's name.
 - b. Be placed horizontally.
 - c. Be placed no closer than 1 inch from the uniform number.
 2. No commercial advertising is permitted anywhere on the uniform.
- b. A player number with Arabic numerals.
 1. Each team member's game jersey shall be numbered on the front and back. The number shall be located in the neutral zone(s).
 2. The following numbers are legal: 0, 1, 2, 3, 4, 5, 00, 10, 11, 12, 13, 14, 15, 20, 21, 22, 23, 24, 25, 30, 31, 32, 33, 34, 35, 40, 41, 42, 43, 44, 45, 50, 51, 52, 53, 54, and 55. Team rosters can include 0 or 00, but not both.
 3. The numbers on the front and back of the game jersey shall be centered horizontally in the neutral zone and be of the same color and style.
 4. The number shall be at least 6 inches high on the back and at least 4 inches high on the front and not less than 1 inch wide.
 5. Duplicate numbers are not permitted to be worn by members of the same team.
 6. The number shall be one single solid color that contrasts the neutral zone and may be bordered by no more than a ½-inch border of any color(s).
- c. An institutional or conference logo and/or commemorative/memorial patch meeting the restrictions of Rule 1-25.2 located in one of two places on the front of the jersey (1) the apex of the neckline; (2) shoulder panel on either the right or left side, and in only one place on the back of

the jersey, the apex/center of the neckline as close to the neckline as is possible. The same logo cannot appear on both the front and the back. When an institution's logo appears on the front, then the conference logo, when used, must appear on the back and vice versa.

- d. An American flag located between the apex of the front neckline and the shoulder seam on the left side of the game jersey and meeting the size restrictions of Rule 1-25.2.
- e. A colored neckline not to exceed 1 inch in width.
- f. Other names intended to celebrate or memorialize persons, events, or other worthy causes are permitted only in the back neutral zone.

Art. 8. There shall be no other letters, numbers, or decorative elements between a number and a name unless it is part of the institution's official logo.

Art. 9. There shall be no color or design restrictions outside the neutral zones.

Art. 10. Game jerseys shall be tucked in the game pants.

Note: The first time an official must tell a player to tuck in the game jersey, the official shall issue a warning to the head coach. The next time any player on the same team has the game jersey untucked, that player shall leave the game until the next opportunity to substitute. The official shall enforce this rule at the next dead ball after observing the violation.

Art. 11. An institutional and/or conference logo meeting the restrictions of Rule 1-25.2 is permitted on the game shorts.

Section 23. Undergarments

Art. 1. An undershirt is considered to be part of the game jersey and must be a color similar to that of the game jersey as defined by the neutral zone. In addition, the sleeves and neckline of undershirts shall be unaltered (e.g., no cut-off sleeves or cut necklines). Both sleeves shall be of the same length and not extend beyond the elbows. No logos, decorations, trim, commemorative patches, lettering or numbering may be used on an undershirt. The same color must be worn by teammates.

Art. 2. Undergarments may extend below the game pants and shall be of the same color as that of the game pants, black, white or beige. The same color must be worn by teammates.

Section 24. Headbands and Wristbands

Art. 1. Any item that goes entirely around the head, such as headbands or hair control devices shall:

- a. Be a single non-abrasive and unadorned item made of cloth, elastic, fiber, soft leather, pliable plastic or rubber;
- b. Be single solid-colored, similar to the dominant color of the game jersey, white, black or beige;
- c. Be not wider than 2 inches;
- d. Bear one manufacturer's logo or one institutional logo/mascot that shall meet the restrictions of Rule 1-25.2. The logo shall appear only once; and
- e. Exclude hard items including, but not limited to, barrettes, beads and bobby pins.

Art. 2. Wristbands shall meet the same restrictions as headbands as stated in 1-24.1.

Art. 3. Wristbands and headbands shall be uniform with each other for the entire team.

Section 25. Logos, Labels, Trademarks, Patches

Art. 1. A single manufacturer's or distributor's normal logo, label or trademark meeting the size restrictions of 1-25.2 is permitted once on the game jersey, once on the game pants and once on all other items of apparel excluding the undershirt.

Art. 2. The following shall be contained within a four-sided geometrical space (i.e. rectangle) that does not exceed $2\frac{1}{4}$ square inches:

- a. A manufacturer's or distributor's logo, label or trademark
- b. An institutional or conference logo/mascot.
- c. A commemorative or memorial patch.
- d. A flag.

Art. 3. When an institution's uniform or any item of apparel worn by a student-athlete contains an identification label or washing instructions, they shall be located no more than 2 inches from the bottom of the game jersey's torso and the entire label shall be contained within a four-sided geometrical space not to exceed $2\frac{1}{4}$ square inches. The following may be included in the identification label:

- a. The manufacturer's normal logo, label or trademark.
- b. Space for a team member's name and number.
- c. The institution's name or logo and/or the conference's name or logo.

Section 26. Players' Equipment

Art. 1. The referee shall not permit any player to wear equipment that in his or her judgment is dangerous to other players.

Art. 2. Elbow, hand, finger, wrist or forearm guards, casts or braces made of fiberglass, plaster, metal or any other nonpliable substance, shall be prohibited.

Art. 3. The prohibition of the use of hard substance material does not apply to the upper arm, shoulder or leg when the material is padded so as not to create a hazard for other players.

Art. 4. Pliable (flexible or easily bent) material, covered on all exterior sides and edges with no less than 1/2-inch thickness of a slow-rebounding foam, may be used to immobilize and protect an injury.

Art. 5. Equipment that could cut or cause an injury to another player shall be prohibited, without respect to whether the equipment is hard. Excessively long fingernails shall be prohibited.

Art. 6. Equipment used shall be appropriate for basketball. Basketball knee braces may be worn when they are covered properly. A protector for any injured facial bone, even though made of hard material, shall be permissible when it does not endanger other players. Eyeglass and mouth guard protectors are appropriate equipment when they meet the qualifications outlined in this rule.

Art. 7. Head decorations, head wear and jewelry are illegal.

Art. 8. Any equipment that is unnatural and designed to increase a player's height or reach, or to gain an unfair advantage, shall be prohibited.

Art. 9. The use of an arm sleeve, knee sleeve and lower leg sleeve is permissible. These sleeves must be of a solid color. The arm sleeve may be black, white, beige or any color contained in the jersey and the same color must be worn by teammates. The sleeves on the leg (knee or lower leg) may be black, white, beige or the color of the game shorts and the same color must be worn by teammates.

RULE 2

Officials and Their Duties

Section 1. The Officials

Art. 1. The officials shall be:

- a. A referee and an umpire; or a referee and two umpires;
- b. Two timers, two scorers and a shot-clock operator, who shall assist the referee and umpire(s). A single timer and single scorer may be used when they are trained personnel acceptable to the referee.

Art. 2. The officials' uniform shall be a black-and-white striped shirt that may have a 3-inch-wide black insert, and black pants. No variation in the color or style of this uniform is permitted. A national flag is permitted on the sleeve. Patches are not permitted with the exception of the NCAA patch to be worn during the NCAA tournament. One manufacturer's logo is permitted but must not exceed $2\frac{1}{4}$ square inches.

Art. 3. The scorers, timers and shot-clock operator shall be located at the scorers' table at courtside. *Note: It is recommended that the official scorer be seated next to the official timer.*

Section 2. Officials' Authority

Art. 1. The officials shall conduct the game in accordance with the official rules and interpretations and employ the mechanics of officiating outlined in the NCAA-approved men's basketball officiating manuals.

Art. 2. No official has the authority to set aside any official rules or approved interpretations.

Art. 3. No official shall have authority to set aside or question decisions made by the other official(s) within the limits of their respective outlined duties.

Art. 4. One official may assist another by providing additional information related to a made decision.

Art. 5. The referee's decision shall not take precedence over that of the umpire(s) in calling a foul or violation.

Section 3. Elastic Power

The referee shall be empowered to make decisions on any issues arising during the official's jurisdiction that are not specifically covered in the rules.

Section 4. Officials' Jurisdiction

Art. 1. The officials shall have the power to make decisions for infractions of rules committed either within or outside the boundary lines from 20 minutes

before the scheduled starting time of the game through the referee's approval of the final score.

Art. 2. At least one official shall arrive on the floor 20 minutes before the start of the game. At least one official must remain on the floor once jurisdiction begins and team member(s) are on the court or in the bench area.

Art. 3. When all three officials leave the visual confines of the playing area at the end of the game, the officials' jurisdiction has ended and the score has been approved.

Section 5. The Referee—Pregame Duties

Before the game starts, the referee shall:

Art. 1. Inspect and approve all players' uniforms and all equipment, including playing court, baskets, ball, backboards, and timers'/scorers' signals.

Art. 2. Designate the official clocks and timers/operators.

Art. 3. Designate the official scorebook and official scorer.

Art. 4. Ensure that the official timer will be responsible for notifying each team three minutes before each half is to begin.

Art. 5. Check the official scorebook for names and numbers of team members and designated starters.

Art. 6. Notify the captains when play is about to begin at the start of the game.

Section 6. The Referee—Duties During Game

During the game, the referee shall:

Art. 1. Be responsible for designating which official shall toss the ball for jump ball(s).

Art. 2. Administer the alternating-possession procedure to start the second half.

Art. 3. Decide whether a goal will count when the officials disagree.

Art. 4. Correct a scoring or bookkeeping mistake.

Art. 5. Correct all errors and mistakes within the prescribed time frame.

Art. 6. Forfeit the game when the conditions warrant.

Art. 7. Decide matters upon which the timers and scorers disagree.

Art. 8. Inform each team and the table officials of the overtime procedures when the score is tied at the end of regulation time.

Art. 9. Check the score at the end of each half and extra period(s) and approve the final score.

Section 7. Officials' Duties

During the game, officials shall:

Art. 1. Put the ball in play.

Art. 2. Determine when the ball becomes dead.

Art. 3. Prohibit practice during a dead ball, except between halves.

Art. 4. Administer penalties.

Art. 5. Grant and charge timeouts.

Art. 6. Correct errors and mistakes within the prescribed time frames. Officials may use play-by-play, a digital stopwatch and table officials (includes an approved standby official) to correct errors and mistakes.

Art. 7. Beckon substitutes to enter the playing court.

Art. 8. Indicate a three-point attempt and signal a successful three-point goal.

Art. 9. Silently and visibly count seconds to administer throw-ins, free-throws, and closely guarded rules and silently count for enforcement of the three-second rule. Use the shot clock to administer the 10-second back court count. Use a visible 10-second count when there is no shot clock visible.

Art. 10. Notify the captains when play is about to begin after an intermission or a timeout.

Art. 11. Report a warning for delay to the official scorer and coaches. (See Rule 4-10.2.)

Art. 12. Signal the official timer to stop the game clock when a foul occurs, designate the offender to the official scorer and indicate with finger(s) the number of free throws.

Art. 13. Clearly signal, when a team is entitled to a throw-in:

- a. The act that caused the ball to become dead.
- b. The team entitled to the throw-in.
- c. The designated spot, unless the throw-in comes after a successful goal or an awarded goal.

Art. 14. Notify a team and its head coach when a team takes its final allowable charged timeout.

Art. 15. Signal the scorer to record the time that a possible correctable error has occurred for a two- or three-point goal, which will be reviewed at the next electronic-media timeout per Rule 11-2.1.b.1. No signal is required during the last four minutes of the second period or any overtime.

Section 8. Officials' Duties Related to Conduct

The officials shall:

Art. 1. Penalize unsportsmanlike conduct by a player, coach, substitute, team attendant or follower.

Art. 2. Penalize flagrant acts by any offender.

Art. 3. Remove a player from the game who commits his fifth foul. (See Rule 2-9.4.)

Art. 4. Notify the coach and then the player when there is a disqualification.

Art. 5. Inform the head coach and the official scorer that an ejection for fighting occurred.

Section 9. Duties of Scorers

The scorers shall:

Art. 1. Record the names and uniform numbers of squad members who may participate, starting five players, and the names of all substitutes who enter the game. It is recommended that squad members' names be recorded in the scorebook in numerical order.

Art. 2. Record the field goals made and the free throws made and missed, and keep a running summary of the points scored.

Art. 3. Record the personal and technical fouls assessed to each player and the technical fouls assessed to a coach, team member, bench personnel or follower.

Art. 4. Notify an official immediately when a player has committed his fifth foul.

Art. 5. Notify an official immediately when a second CLASS A technical (AA) foul is charged to a coach, squad member or any bench personnel.

Art. 6. Notify an official immediately when a combination of one CLASS A technical foul and two CLASS B technical fouls (ABB) or three CLASS B technical fouls (BBB) have been assessed.

Art. 7. Record in the scorebook any ejection for fighting.

Art. 8. Record the timeouts charged to each team and notify an official when a team takes its final allowable charged timeout.

Art. 9. Signal the nearest official each time a team is granted a charged timeout in excess of the allowable number.

Art. 10. Signal the nearest official in each half when a player commits a common foul (except a player-control or team-control foul), beginning with the team's seventh foul and the team's 10th foul, including any combination of personal fouls and CLASS A technical fouls

Art. 11. The official scorebook shall remain at the scorers' table throughout the game, including all intermissions.

Art. 12. Compare their records after each goal, each foul and each charged timeout, notifying the referee at once of any discrepancy. When no error can be found, the referee shall accept the record of the official scorebook, unless the referee has knowledge that permits another decision. When the discrepancy is in the score and the error is not resolved, the referee shall accept the progressive team totals of the official scorebook.

Art. 13. Notify the nearest official when there is an infraction of the rules pertaining to submission of the roster, substitutions or uniform numbers of players.

Art. 14. When necessary, signal the officials with a sounding device unlike that used by the referee and umpire(s). This sounding device may be used immediately when the ball is dead or is in control of the offending team.

Art. 15. When a correctable error is called to the official scorer's attention while the game clock is running, the timer shall not use the game-clock horn until the ball has become dead.

Art. 16. Correct a scoring or bookkeeping mistake any time before the referee approves the final score.

Note: It is recommended that only the person at the scorers' table permitted to wear a black-and-white-striped garment be the official scorer.

Art. 17. Record the time on the game clock when the official signals that an instant replay review for a correctable error is required under Rule 11-2.1.b.1.

Section 10. Duties of Timer

The official timer shall:

Art. 1. Be provided with a game clock to be used for timing periods and intermissions and a digital stopwatch. The game clock and digital stopwatch shall be placed so that they may be seen by both the timer and the shot-clock operator.

Art. 2. Operate the game clock.

Art. 3. Notify the referee more than three minutes before each half is to start.

Art. 4. Signal the scorers three minutes before starting time.

Art. 5. Record playing time and time of stoppages.

Art. 6. Notify an official when the timer has information pertaining to a timing mistake.

Art. 7. Start the game clock as prescribed in Rule 5-10.

Art. 8. Start the digital stopwatch for a charged timeout, to replace a disqualified player or to remedy a blood situation, and signal the referee when it is time to resume play.

Art. 9. Sound a warning horn 15 seconds before the expiration of the 20-second time limit to replace a disqualified or injured player. The signal also shall be sounded at the end of the 20 seconds to replace a disqualified or injured player.

Art. 10. Sound a warning horn 15 seconds before the expiration of an intermission or charged timeout. A second signal shall be given at the expiration of an intermission or a charged timeout. Play shall be resumed immediately upon the sounding of the second signal. (*Exception 4-31.2*)

Art. 11. Stop the game clock as prescribed in Rule 5-11.

Art. 12. Stop the game clock after a successful field goal with 59.9 seconds or less remaining in the game or any extra period.

Art. 13. Sound the game-clock horn when the ball has become dead and any of the following have been brought to the scorer's attention by a head coach or table official (includes an approved standby official):

- a. The possibility of a correctable error situation as in Rule 2-12;
- b. Whether a timing, scoring or alternating-possession mistake needs to be prevented or rectified; or
- c. To determine whether a flagrant 2 contact foul or flagrant 1 personal or contact dead ball technical foul occurred.

Art. 14. Indicate with the red light or LED lights the expiration of playing time in each half or extra period. This signal shall terminate player activity. When a red light is not present, the indicator that shall terminate players' activity shall be the sounding of the game-clock horn.

Art. 15. Enter the playing court or use other means to immediately notify the referee when the timers' red light signal or LED lights fail to operate or be seen or when a game-clock horn fails to sound or is inaudible. When, in the meantime, a goal has been made or a foul has occurred, the referee shall consult the timers.

- a. When the timers agree that time expired before a try for field goal was in flight, the goal shall not count.
- b. When the timers agree that the period ended before a foul occurred as in Rule 5-7.3.c, the foul shall be disregarded unless it was a flagrant 2 technical foul or a contact dead ball technical foul.

- c. When the timers disagree about the expiration of time before a successful try for field goal or foul, the goal shall count or the foul shall be penalized unless the referee has knowledge that alters such a ruling.

Section 11. Duties of Shot-Clock Operator

The shot-clock operator shall:

Art. 1. Use a 35-second shot clock.

Art. 2. Use the shot clock for the entire game, including extra periods, except when there is less time remaining on the game clock than on the shot clock, in which case the shot clock shall be turned off.

Art. 3. Control a separate timing device with a horn that shall have a sound that is distinct and different from that of the game-clock horn.

Art. 4. Have an alternate timing device available.

Art. 5. Start the shot clock when:

- a. An inbounds player legally touches the ball on a throw-in;
- b. A team gains initial possession following a jump ball or unsuccessful try for goal; or
- c. There is a change in team control.

Art. 6. Stop the timing device and reset it:

- a. When team control is re-established after the team loses possession of the ball;

Note: The mere touching of the ball by an opponent does not start a new shot-clock period when the same team remains in control of the ball.

- b. When any of the following occur:
 1. A single personal foul;
 2. A single technical foul assessed to the defensive team;
 3. A double personal foul when only one of the fouls is a flagrant foul.
- c. When a held ball occurs (*Exceptions: Rules 2-11.7.e, 2-11.7.i and 2-11.7.j*);
- d. When a try for goal strikes the ring or flange and then possession is gained by either team;
- e. When a violation occurs;
- f. When an intentionally kicked or fisted ball occurs with 14 seconds or less remaining, set to 15 seconds;
- g. When an inadvertent whistle occurs and there was no player or team control at the time of the whistle.

Art. 7. Stop the timing device and continue time without a reset when play begins under the following circumstances:

- a. The ball is deflected out of bounds by a defensive player;
- b. When an intentionally kicked or fisted ball occurs with 15 seconds or more remaining;
- c. A player is injured or loses a contact lens;
- d. A charged timeout has concluded;

- e. During team control as defined in Rule 4-9, a defensive player causes a held ball and the alternating-possession arrow favors the offensive team;
- f. After any double personal or technical fouls or simultaneous personal or technical fouls when there is team control as defined in Rule 4-9 unless the penalty for the foul results in a change of possession;
- g. After an inadvertent whistle when there is team control as defined in Rule 4-9;
- h. After any technical foul(s) is assessed to the team in control of the ball, or to the team entitled to the ball before it is at the disposal of the thrower-in, or to bench personnel or followers of that team;
- i. After a simultaneous held ball as described in Rule 6-4.2 occurs during a throw-in or after an unsuccessful try that does not contact the ring or flange and the alternating-possession arrow favors the throw-in team; and
- j. After the ball goes out of bounds and was last touched simultaneously by two opponents, both of whom are either inbounds or out of bounds or when there is doubt as to who last touched the ball.

Note: The offensive team, upon regaining possession of the ball for the throw-in, shall have the unexpired time on the shot clock to attempt a try.

Art. 8. Stop the timing device and set the shot clock to 15 seconds when an intentionally kicked or fisted ball occurs during a throw-in with 14 seconds or less remaining. When an intentionally kicked or fisted ball occurs during a throw-in with 15 seconds or more remaining, the shot clock shall not be reset.

Art. 9. Sound the shot-clock horn at the expiration of the shot-clock period. This shot-clock horn shall not stop play unless recognized by an official's whistle. When the shot clock indicates zeros but the shot-clock horn has not sounded, the shot-clock time has not expired.

Art. 10. Turn off the shot clock when a reset situation occurs and the game clock shows less time than that of a shot-clock period.

Art. 11. Allow the timing device to continue during a loose-ball situation when the offense retains possession or when a field-goal try is attempted at the wrong basket.

Art. 12. Allow the game officials to make the final decision when there is doubt as to whether a score was made within the shot-clock period or whether a try for goal contacted the ring or flange.

Section 12. Correctable Errors

Art. 1. The correctable errors are as follows:

- a. Failing to award a merited free throw.
- b. Awarding an unmerited free throw.
- c. Permitting a wrong player to attempt a free throw.
- d. Permitting a player to attempt a free throw at the wrong basket.
- e. Erroneously counting or canceling a score.

Note: In order for this to be a correctable error, the official must have erred in counting or canceling a successful try for goal according to a rule (i.e., after basket interference or goaltending, incorrectly counting or

failing to cancel a score or counting a three-point goal instead of a two-point goal). A correctable error does not involve an error in judgment.

Art. 2. When the officials' error as in Rule 2-12.1.a through .d is made while the game clock is stopped, such errors must be recognized and corrected by an official during the first dead ball after the game clock has been started properly.

Art. 3. When the officials' error as in Rule 2-12.1.e is made while the game clock is running and the ball becomes dead after a successful goal, it must be recognized and corrected by an official before the second live ball. (*Exception: 11-2.1.b.1*)

Art. 4. When the error is a free throw by the wrong player, a free throw attempted at the wrong basket or the awarding of an unmerited free throw, the free throw and the activity during it, other than any flagrant or technical foul, shall be canceled.

- a. Points scored, time consumed and additional activity that may occur before the recognition of the error shall not be nullified.

Art. 5. When an error is corrected, play shall be resumed from the point of interruption to correct the error, unless the correction involves the failure to award a merited free throw(s) and there has been no change of team possession since the error was made. In that case, play shall resume as after any normal free throw.

- a. Points scored, time consumed and additional activity that may occur before the recognition of the error shall not be nullified.

Art. 6. An appeal for a correctable error may be made by a head coach, table official (includes an approved standby official) or game official. This appeal must be honored and reviewed by an official.

RULE 3

Players and Substitutes

Section 1. Player

Art. 1. A player is one of five or fewer members of a team's personnel who is legally on the playing court to participate. An individual shall retain player status during a timeout.

Section 2. The Team

Art. 1. At the start of the game, each team shall consist of five players, one of whom shall be the captain.

Art. 2. Each team may continue to play with fewer than five players when all other squad members are not eligible or able to play.

Art. 3. When there is only one player participating for a team, that team shall forfeit unless the referee believes that both teams have an opportunity to win.

Section 3. The Captain

Art. 1. The captain is a team member who may address an official on matters of interpretation or to obtain essential information, when it is done in a courteous manner. Dialogue between coaches and officials should be kept to a minimum.

Art. 2. Any player may address an official to request a timeout or permission to leave the playing court.

Section 4. Lineup

Art. 1. Before the 10-minute mark is reached on the game clock that is counting down the time before the start of the game, each team shall supply the scorers with names and uniform numbers of squad members who may participate, and those of the five starting players.

Art. 2. After the 10-minute mark is reached on the game clock that is counting down the time before the start of the game and until the end of the game, a team shall not make changes to the scorebook. The only changes permitted are those necessitated by obvious injury, illness, blood on the uniform, a replacement of a designated starter to shoot a technical-foul free throw, or to correct a scoring or bookkeeping mistake.

Section 5. Substitute

Art. 1. A substitute is a team member who has reported to the scorers' table that he or she wishes to become a player and is waiting or has waited at the scorers' table to be beckoned into the game by an official.

Section 6. Substitutions

Art. 1. Procedural Requirements:

- a. Each substitute who desires to enter the game shall give the scorers his uniform number.
- b. An entering player is a substitute who has been beckoned onto the playing court by an official.
- c. Any substitute shall remain outside the boundary line until beckoned by an official, whereupon the substitute shall enter immediately. When the ball is about to become live, the beckoning signal should be withheld.
- d. A substitute becomes a player when he legally enters the playing court. When the entry is not legal, the substitute becomes a player when the ball becomes live.
- e. An entering player shall not replace a designated jumper.
- f. Substitutions between periods shall be reported to the official scorer by the substitute(s) or a team representative before the signal that ends the intermission rather than before the warning horn. When the substitute(s) has not reported before the final horn to end the intermission, the five players from the previous period shall begin the next period.
- g. When entry is at any time other than between halves, and a substitute who is entitled and ready to enter reports to the scorers, the timers shall sound the game-clock horn when the ball is dead and time is stopped. (*Exception:* Rule 3-6.1.i).
- h. Substitutions during a timeout must report to or be in position to report to the official scorer before the warning horn. Substitutions shall not be permitted after the warning horn. (*Exception:* Rule 3-6.3.e).
- i. Substitutions shall not be permitted when the game clock has been stopped after successful field goals in the last 59.9 seconds of the second half or any extra period and before the clock has been properly started except for the following:
 1. Those substitutions permitted by rule including, but not limited to, injury, blood, violation, foul, disqualification, timeout, or for a lost, displaced or irritated contact lens or displaced eyeglasses.
 2. There shall be no substitutions during the dead ball period when the clock is stopped for the made basket to correct a timing mistake or for an inadvertent whistle.
- j. A player who has been withdrawn or replaced by a substitute may re-enter the game at the next opportunity to substitute, provided that the game clock has been properly started after the withdrawal or replacement.
- k. A player who legally enters the game during a dead ball may leave the game during that same dead-ball period without penalty.
 1. When three or more substitutes for the same team enter the game, an official may honor a request by the captain of the opposing team to aid it in locating the entering players.

Art. 2. Free Throws

- a. An entering player shall not replace a free-thrower. When the substitute desires to replace a player who is to attempt a free throw, the substitute shall remain at the scorers' table until the next opportunity to enter the game.

- b. During multiple free throws for personal fouls, a substitute may enter the game only before the final attempt in the sequence unless otherwise authorized by the rules or after the final attempt has been successfully converted.
 - 1. Substitutions during a timeout but before the warning horn are permissible before the first free-throw attempt.
- c. On free throws for technical or flagrant fouls, all substitutes are permitted to enter before the first attempt or after the final attempt unless otherwise required by rule. (See Rule 3-6.2.d.)
- d. When a player is required to be replaced, such as for disqualification, injury or blood, a lost, irritated or displaced contact:
 - 1. Before the administering of multiple free throws, all substitutes, who had legally reported to the official scorer before the player who had to be replaced, may enter the game; or
 - 2. When no free throws are awarded, all substitutes, who had legally reported to the official scorer before the player who had to be replaced, may enter the game.

Art. 3. Required Substitutions

- a. A bleeding player is required to be substituted for if the issue cannot be resolved within 20 seconds. However, a timeout may be requested and granted when this player desires to remain in the game. When the condition is remedied within the granted timeout, the player is permitted to remain in the game.
- b. A player with blood on his uniform shall have the uniform evaluated by medical personnel. When medical personnel determine that the blood has not saturated the uniform, the player may immediately resume play without leaving the game. When medical personnel determine that the blood has saturated the uniform, the affected part of the uniform shall be changed before the player is permitted to return.
- c. When a player is required to be replaced, such as for disqualification, injury or blood, or a lost, irritated or displaced contact, all substitutes who had legally reported to the official scorer before the player who had to be replaced, may enter the game.
- d. An immediate substitute shall be required when the coach or any other bench personnel is beckoned and/or comes onto the playing court to attend a player(s) who has been injured unless a timeout is requested by and granted to his team in that dead ball period.
- e. An immediate substitute shall be required when a timeout has been granted for a player who is injured or bleeding, or has a blood-saturated uniform, and that player is not ready to resume play after the final horn that indicates the expiration of the timeout. The opponents shall be permitted to counter with a substitution.
- f. When an injured player is unable to attempt his free throw try(s), the coach from the opposing team shall select one of the four remaining players on the playing court to attempt the free throw try(s). When the foul is flagrant or the player is bleeding and the injured player is unable to attempt the

free throw try(s), the injured player's coach shall select any player or team member to attempt the free throw try(s).

RULE 4

Definitions

Section 1. Airborne Shooter

Art. 1. An airborne shooter is an airborne player who has released the ball on a try for goal. An airborne shooter retains that status until that player has returned to the floor.

Art. 2. An airborne shooter is in the act of shooting.

Section 2. Batting the Ball

Batting the ball is intentionally striking the ball or intentionally changing its direction with the hand or arm.

Section 3. Bench Area

Art. 1. The boundaries of the bench area shall be formed from the outer edge of the sideline beginning at the 28-foot line (coaching box line) and extending beyond the end line by an imaginary line. The depth of the bench area extends from the outer edge of the sideline to the back of the team bench.

Art. 2. During any timeout or before any extra period, bench personnel and players shall locate themselves inside an imaginary rectangle formed by the boundaries of the sideline (including the bench), end line and an imaginary line extended from the free-throw lane line nearest the bench area meeting an imaginary line extended from the coaching-box line.

Section 4. Bench Personnel

Art. 1. Bench personnel includes anyone in the team bench area and any team member before the start of the game, during the game and after the signal to end any period.

Section 5. Blocking

Art. 1. Blocking is illegal personal contact that impedes the progress of an opponent.

Section 6. Boundary Lines

Art. 1. Boundary lines of the playing court shall consist of end lines and sidelines. The inside edges of these lines define the inbounds and out-of-bounds areas.

Section 7. Charging

Art. 1. Charging is illegal personal contact by pushing or moving into an opponent's torso.

Section 8. Continuous Motion

Art. 1. Continuous motion applies to a try for field goal or free throw, but shall have no significance unless there is a foul by the defense during the interval that begins when the normal throwing movement starts a try or with the touching on a tap and ends when the ball is clearly in flight.

Section 9. Control—Player, Team

Art. 1. A player shall be in control when:

- a. Holding a live ball; or
- b. Dribbling a live ball while inbounds.

Art. 2. A team shall be in control when:

- a. A player of the team is in control;
- b. While a live ball is being passed between teammates;
- c. When a player of that team has disposal of the ball for a throw-in; or
- d. During an interrupted dribble.

Art. 3. Team control shall continue until the ball is in flight during a try for goal, an opponent secures control or the ball becomes dead.

Art. 4. There shall be no team control during:

- a. A jump ball;
- b. The tapping of a rebound (unless it is a try for goal);
- c. A try for goal after the ball is in flight;
- d. The period that follows any of these acts (a-c) while the ball is being batted (from the vicinity of other players) in an attempt to secure control; or
- e. A dead ball.

Art. 5. Team control is re-established in Article 4 of this rule when a player secures control.

Art. 6. “Control” for purposes of establishing the alternating-possession procedure occurs when:

- a. A player is in control; or
- b. The ball is handed/bounced to or placed at the disposal of the free-throws after a common foul or placed at the disposal of a thrower-in.

Section 10. Delay

Art. 1. A delay is any action that impedes the progress or continuity of the game. Such actions include, but are not limited to:

- a. Failure to supply scorers with data per Rule 3-4.1 (See Rule 10-2.2);
- b. Consuming a full minute by not being ready when it is time to start either half or any extra period (See Rule 10-2.5.a);
- c. Delaying the game by preventing the ball from being promptly made live or by preventing continuous play, such as but not limited to, followers or bench personnel entering the playing court before player activity has been terminated. When the delay does not interfere with play, it shall be ignored, and play shall be continued or be resumed at the point of interruption (See Rule 10-2.8.d and Rule 10-4.2.h);
- d. Repeatedly delaying the game by preventing the ball from being promptly put into play, such as delaying the administration of a throw-in or free throw by engaging in a team huddle anywhere on the playing court (See Rule 10-2.5.b);
- e. Failure to have the court ready for play after the final horn to end any timeout (See Rule 10-2.5.c);

- f. Attempting to gain an advantage by interfering with the ball after a goal or by failing to immediately pass the ball to the nearest official after a whistle is blown (See Rule 10-4.1.m).

Art. 2. One team warning shall be given for each of the delays in Rule 4-10.1.d through f. Each warning shall be reported to the official scorer. Thereafter, a technical foul shall be assessed for the delay that has previously received a team warning.

Section 11. Disposal of Ball

Art. 1. The ball is at the disposal of a player when it is:

- a. Handed to the thrower-in or free-thrower;
- b. Caught by the thrower-in or the free-thrower after it is bounced to him;
- c. Placed at a spot on the floor; or
- d. Available to a player after a goal and the official begins the throw-in count.

Section 12. Disqualified Player

Art. 1. A disqualified player is one who is barred from further participation in a game after receiving a fifth foul, including personal fouls and CLASS A technical fouls.

Art. 2. A team member who leaves the bench area during a fight shall be disqualified and ejected.

Art. 3. The officials shall notify the coach and then the player of any disqualification.

Art. 4. When the coach is notified by an official that a player is disqualified, that player becomes bench personnel, except when the disqualified individual is ejected.

Art. 5. A disqualified player shall be replaced within a 20-second time limit. A horn shall be sounded both 15 seconds before the expiration of this time limit and at the end of the time limit, with the latter horn indicating that play shall resume immediately.

Section 13. Dribble

Art. 1. A dribble is ball movement caused by a player in control who bats, pushes or taps the ball to the playing court once or several times.

Art. 2. The dribble may be started by pushing, throwing, tapping or batting the ball to the playing court.

Art. 3. During a dribble, the ball may be batted into the air, provided that it is permitted to strike the playing court one or more times before the ball is touched again with either hand.

Art. 4. The dribble ends when:

- a. The dribbler catches or carries/palms the ball by allowing it to come to rest in one or both hands;
- b. The dribbler touches the ball with both hands simultaneously;
- c. An opponent bats the ball; or
- d. The ball becomes dead.

Art. 5. An interrupted dribble occurs when the ball is loose after deflecting off the dribbler or after it momentarily gets away from the dribbler.

Art. 6. During an interrupted dribble, there shall be no player control, and the following cannot occur:

- a. Player-control foul;
- b. Granting of a timeout request; or
- c. Five-second closely guarded dribbling violation.

Section 14. Ejection

Art. 1. Ejection is the act of immediate dismissal of an individual from participation in a game because of a specific infraction of the rules.

- a. In addition to being disqualified, an individual who is ejected shall leave the playing court and floor area and report to his team's locker room until the game is over.

Art. 2. The following shall result in automatic ejection:

- a. Committing a flagrant 2 personal or flagrant 2 technical foul;
- b. Incurring the maximum number or combination of technical fouls;
- c. Participating in a fight;
- d. Leaving the bench area during a fight situation as bench personnel but not participating in the fight; or
- e. Participating after having been disqualified for a reason other than ejection.

Section 15. Foul

Art. 1. A foul is an infraction of the rules that is charged to a squad member or a coach and is penalized in various ways. Following are the types of fouls:

Art. 2. Personal foul. A personal foul shall be a foul committed by a player that involves illegal contact with an opponent while the ball is live.

- a. **Common foul.** A common foul is a personal foul that is neither flagrant nor committed against a player trying for a field goal, nor part of a double, multiple or simultaneous foul.
 1. **Player-control foul.** A player-control foul is a common foul committed by a player when he is in control of the ball.
 2. **Team-control foul.** A team-control foul is a common foul that is committed by a member of a team that has team control.
- b. **Double personal foul.** A double personal foul occurs when two opponents commit personal fouls against each other at approximately the same time.
- c. **Flagrant 1 personal foul.** A flagrant 1 personal foul is a personal foul that is deemed excessive in nature and/or unnecessary, but is not based solely on the severity of the act. Examples include, but are not limited to:
 1. **Causing excessive contact with an opponent;**
 2. Contact that is not a legitimate attempt to play the ball or player, specifically designed to stop or keep the clock from starting;
 3. Pushing or holding a player from behind to prevent a score;

4. Fouling a player clearly away from the ball who is not directly involved with the play, specifically designed to stop or keep the clock from starting; and
 5. Contact with a player making a throw-in.
 6. Illegal contact caused by swinging of an elbow which is deemed excessive or unnecessary but does not rise to the level of a flagrant 2 personal foul (see Rule 4-18.7)
- d. **Flagrant 2 personal foul.** A flagrant 2 personal foul is a personal foul that involves contact with an opponent that is not only excessive, but also severe or extreme while the ball is live.
- e. **Simultaneous personal foul.** A simultaneous personal foul by opponents occurs when a personal foul is committed by each team at approximately the same time but not by opponents against each other.

Art. 3. Technical Fouls

- a. **Administrative technical foul.** An administrative technical foul occurs when there is a violation of rules pertaining to, but not limited to, court/equipment requirements, rosters, benches, illegal uniforms/numbers, scorebook, team delays, excessive timeouts, and team followers. (See Rule 10-2)
- b. **CLASS A and CLASS B technical fouls.** A CLASS A technical foul involves unsportsmanlike conduct or behavior by a player, substitute, coach or bench personnel. Unsportsmanlike conduct is behavior or an act that is unbecoming to a fair, ethical and honorable individual. A CLASS B technical foul is an infraction of the rules that neither involves contact with an opponent nor causes contact with an opponent and falls below the limit of an unsportsmanlike act. Examples of CLASS A and CLASS B technical fouls shall include:
1. Unsportsmanlike conduct; using profanity, vulgarity, taunting, baiting (CLASS A);
 2. Hanging on the ring, except when doing so to prevent an injury (CLASS B).
- c. **Double technical foul.** A double technical foul occurs when opponents commit technical fouls against each other at approximately the same time.
- d. **Flagrant 2 technical foul.** A flagrant 2 technical foul can be either contact or noncontact.
1. A flagrant 2 contact technical foul occurs when the ball is dead and the contact is not only excessive, but also severe or extreme.
 - a. An exception may be a foul committed by an airborne shooter.
 2. A flagrant 2 noncontact technical foul occurs when the ball is either live or dead and involves extreme, sometimes persistent, vulgar, abusive conduct.
- e. **Contact dead ball technical foul.** A contact dead ball technical foul occurs when the ball is dead and involves contact that is unnecessary, unacceptable and excessive, but does not rise to the level of a flagrant 2 contact technical foul.

- f. **Simultaneous technical foul.** A simultaneous technical foul occurs when there is a technical foul committed by each team, at approximately the same time, but not by opponents against each other.

Art. 4. False double foul. A false double foul occurs when there are fouls by both teams, the second of which occurs before the game clock is started after it is stopped for the first.

Art. 5. Multiple foul. A multiple foul occurs when two or more teammates commit personal fouls against the same opponent at approximately the same time.

Art. 6. False multiple foul. A false multiple foul occurs when there are two or more fouls by the same team such that the last foul is committed before the game clock is started after it is stopped for the first, and such that at least one of the attributes of a multiple foul is absent.

Section 16. Fumble

Art. 1. A fumble shall be the accidental loss of player control when the ball unintentionally drops or slips from a player's grasp.

Art. 2. A fumble may be legally recovered by any player.

Section 17. Guarding

Art. 1. Guarding is the act of legally placing the body in the path of an offensive opponent. The guarding position shall be initially established and then maintained inbounds on the playing court.

Art. 2. There is no minimum distance required between the guard and opponent, but the maximum distance to be considered closely guarded is 6 feet. This distance shall be measured from the forward foot or feet of the defender to the forward foot or feet of the opponent. These distances shall apply only when a player in the front court is holding the ball or dribbling.

Art. 3. Every player shall be entitled to a spot on the playing court, provided that such player gets there first without illegally contacting an opponent. (*Exception: Rule 4-17.7*)

Art. 4. To establish an initial legal guarding position on the player with the ball:

- a. The guard shall have both feet touching the playing court. When the guard jumps into position initially, both feet must return to the playing court after the jump, for the guard to attain a legal guarding position.
- b. The guard's torso shall face the opponent.
- c. No time and distance shall be required.
- d. When the opponent with the ball is airborne, the guard shall have attained legal guarding position before the opponent begins his upward motion with his hands/arms to shoot or pass. (*Exception: Rule 4-17.7*)

Art. 5. To establish legal guarding position on a player without the ball:

- a. Time and distance shall be required to attain an initial legal guarding position;
- b. The guard shall give the opponent the time and distance to avoid contact;
- c. The distance given by the opponent of the player without the ball need not be more than two strides; and
- d. When the opponent is airborne, the guard shall have attained legal guarding position before the opponent left the playing court.

Art. 6. To maintain a legal guarding position after the initial position has been attained, the guard:

- a. Is not required to continue having the torso face the opponent;
- b. Cannot have either foot out of bounds;
- c. May raise the hands or may jump within his own vertical plane;
- d. May shift to maintain guarding position in the path of the dribbler, provided that the guard does not charge into the dribbler or otherwise cause contact;
- e. May move laterally or obliquely to maintain position provided such a move is not toward the opponent when contact occurs;
- f. Is not required to have the feet on the playing court when shifting in the path of the dribbler or when moving laterally or obliquely; and
- g. May turn or duck to absorb shock when contact by the dribbler is imminent. In such a case, the dribbler shall not be absolved from the responsibility of contact.

Art. 7. A secondary defender cannot establish initial legal guarding position in the Restricted Area for the purposes of drawing a player control foul/charge on a player who is in control of the ball (i.e., dribbling or shooting) or who has released the ball for a pass or try for goal. When illegal contact occurs within this Restricted Area, such contact shall be called a blocking foul, unless the contact is flagrant. (*Exception: When the offensive player leads with a foot or unnatural extended knee or wards off with the arm.*)

This restriction shall not prohibit a defender, located within the restricted area, from attempting to block a shot.

Section 18. Hands and Arms, Use of

Art. 1. The arms may be extended vertically above one's shoulder and need not be lowered to avoid contact with an opponent when the action of the opponent causes contact.

- a. This legal use of the arms and hands usually occurs when guarding:
 1. The thrower-in;
 2. The player with the ball who is under defensive pressure; or
 3. A player with the ball who is maneuvering to try for goal by pivoting, jumping or hooking either a pass or try for goal.

Art. 2. It shall be legal for a defender to accidentally hit the hand of a ball-handler when reaching to block or slap the ball when there is player control with that player's hand in contact with the ball and when that player is:

- a. A dribbler;
- b. Attempting a try for field goal; or
- c. Holding the ball.

Art. 3. A player shall be permitted to hold his hands and arms in front of his face or body for protection in a recoil action rather than a pushing action:

- a. To absorb force from imminent contact by an opponent; or
- b. When that player, who has set a blind screen, is about to be run into by the player being screened.

Art. 4. A player shall not use the arms, hands, hips or shoulders:

- a. To force his way through a screen; or
- b. To hold the screener and then push the screener aside in order to maintain a guarding position relative to his opponent.

Art. 5. It shall be illegal to extend one's arms fully or partially, other than vertically, so that the freedom of movement of an opponent is hindered when contact with the extended arms occurs.

Art. 6. It shall be illegal to extend an elbow(s) and make contact with an opponent when:

- a. Hands are on one's hips;
- b. Hands are held near one's chest; or
- c. Arms are held approximately horizontal to the playing court when not holding the ball.

Note: These illegal positions are most commonly used when rebounding, screening or in the various aspects of post play.

Art. 7. The following shall be considered not only excessive, but extreme swinging:

- a. When arm(s) and elbow(s) are swung about while using the shoulders as pivots, and the speed of the extended arm(s) and elbow(s) exceeds that of the rest of the body as it rotates on the hips or on the pivot foot; or
- b. When the speed and vigor with which the arm(s) and elbow(s) are swung is such that injury could result if another player were contacted.

Section 19. Holding

Art. 1. Holding is illegal personal contact with an opponent which interferes with the opponent's freedom of movement.

Section 20. Inadvertent Whistle

Art. 1. An inadvertent whistle occurs any time an official blows the whistle as an oversight and does not have a call to make.

Section 21. Incidental Contact

Art. 1. All contact shall not constitute a foul. When 10 players move rapidly in a limited area, some contact is certain to occur. Incidental contact shall be contact with an opponent that is permitted and does not constitute a foul.

Art. 2. Contact that is incidental to an effort by an opponent to reach a loose ball, or contact that results when opponents are in equally favorable positions to perform normal defensive or offensive movement, should be permitted even though the contact may be severe or excessive.

Art. 3. Contact that does not hinder the opponent from participating in normal defensive or offensive movements shall be considered incidental.

Art. 4. A player who is screened within his visual field shall be expected to avoid contact with the screener by stopping or avoiding the screener.

Art. 5. A player who is screened outside his visual field may make inadvertent contact with the screener. Such contact shall be incidental, provided that the screener is not displaced when he has the ball.

Art. 6. When a player approaches an opponent from behind or a position from which the player has no reasonable chance to play the ball without making contact with the opponent, the responsibility for contact shall be that of the player in the unfavorable position.

Section 22. Jump Stop

Art. 1. A jump stop is executed when a player catches the ball while moving or dribbling with:

- a. One foot on the playing court, jumps off that foot and lands simultaneously on both feet (no pivot foot).
- b. Two feet off the playing court, lands on one foot, jumps off that foot and lands simultaneously on both feet (no pivot foot).

Art. 2. A jump stop may also be executed when the dribbler has one foot on the playing court, initiates a jump off that foot, ends the dribble with both feet off the playing court and lands simultaneously on both feet (either foot can be established as the pivot foot).

Section 23. Location of a Player

Art. 1. The location of a player (or non-player) is determined as being:

- a. Where he is touching the floor, as far as being inbounds or out of bounds.
- b. In the front court or back court.
- c. Outside the three-point line with at least one foot in contact with the playing floor behind the line before the release of the try and the other foot not contacting the line or the playing floor in front of the line.

Art. 2. When a player is in the air from a leap (except during a throw-in) or when a defensive player intercepts a ball while in the air, the player's status with reference to these two situations shall be the same as at the time the player was last in contact with the floor or an extension of the floor, such as a bleacher.

Art. 3. When the ball touches an official or a player who is on the playing court, play shall continue as if the ball touched the floor at that individual's location.

Section 24. Pass

A pass is movement of the ball caused by a player who throws, bats or rolls the ball to another player. In order for a pass to be completed, the ball shall touch another player.

Section 25. Penalty

Art. 1. A penalty for a foul is the charging of the offender with the foul and/or awarding one or more free throws, and/or awarding the ball to the opponent for a throw-in. For any flagrant 2 foul, the penalty includes ejection of the offender.

Art. 2. The penalty for a violation is the awarding of the ball to the opponent for a throw-in, one or more points or a substitute free throw.

Section 26. Pivot

A pivot takes place when a player who is holding the ball steps once or more than once in any direction with the same foot, while the other foot, called the pivot foot, is kept at its point of contact with the playing court.

Section 27. Point of Interruption

Art. 1. Point of interruption is the point in a game in which a stoppage in play occurs. The point of interruption is based on both the location of the ball and the team in control and is used to determine where to resume play because of:

- a. An official's inadvertent whistle, as in Rules 4-20 and 7-4.16.
- b. An interrupted game, as in Rule 5-4.
- c. A correctable error, as in Rule 2-12.1.
- d. Any double foul or simultaneous personal foul, as in Rule 4-15 unless only one of the fouls is a flagrant foul.
- e. Any technical foul(s). (Exceptions: Single flagrant 2 technical foul and single contact dead ball technical foul.)

Section 28. Post Player

A post player is any offensive or defensive player in the lane area with or without the ball with his back to the basket. The lane area includes the three-second lane (Rule 9-10) and approximately three feet just outside the lane.

Section 29. Rebound

Art. 1. A rebound occurs when a player secures possession of the ball after a try for goal. In a rebounding situation, there is no player or team control.

Art. 2. To attain or maintain legal rebounding position, a player shall not:

- a. Displace, charge or push an opponent.
- b. Extend either or both shoulders, hips, knees or extend either or both arms or elbows fully or partially in a position other than vertical so that the freedom of movement of an opponent is hindered when contact with any of these body parts occurs.
- c. Bend his body in an abnormal position to hold or displace an opponent.
- d. Violate the principle of verticality.

Art. 3. Every player shall be entitled to a spot on the playing court, provided that such player gets there first without illegally contacting an opponent. (*Exception: Rule 4-17.7*)

Section 30. Restricted Area

The restricted area is defined as the area bounded by the outer edge of the restricted area arc, which has a 3-foot radius measured from the center of the basket and extending to the face of the backboard. A secondary defender is considered to be in the restricted area when any part of either foot is in or above this area.

Section 31. Resumption of Play

Art. 1. Resumption of play is the method of putting the ball in play by placing the ball at the disposal of the player. The resumption of play is in effect for the entire game except to start the second half or any extra period.

Art. 2. When a team is not ready to resume play following the final horn to end a timeout, the officials shall issue one warning to the head coach and report the warning to the official scorer. When the same team subsequently is not prepared to play following the final horn to end a timeout, the officials shall use the resumption of play procedure.

Section 32. Rule

Art. 1. A rule is one of the groups of laws that govern the game.

Art. 2. A game law (commonly called a rule) sometimes states or implies that the ball is dead or a foul or violation is involved. When it does not, it shall be assumed that the ball is live and no foul or violation has occurred to affect the given situation.

Art. 3. A single infraction shall not be complicated by a second infraction unless so stated or implied.

Section 33. Scorebook

The scorebook is the book or form in which the official scorer records the statistics of the game. *Note: A standard collegiate scorebook/scoresheet is recommended.*

Section 34. Screen

Art. 1. A legal screen is action by any player, offensive or defensive, with or without the ball, which, without causing contact, delays or prevents an opponent from reaching a desired position.

Art. 2. In establishing and maintaining legal screening tactics, the screener shall:

- a. Stay within his vertical plane with a stance no wider than shoulder width apart and shall not lean into the path of an opponent or extend hips into that path, even though the feet are stationary.
- b. Not be required to face in any particular direction at any time.

Art. 3. A player shall not:

- a. Cause contact by setting a screen outside the visual field of a stationary opponent that does not allow this opponent a normal step to move.
- b. Make contact with the opponent when setting a screen within the visual field of that opponent.
- c. Take a position so close to a moving opponent that this opponent cannot avoid contact by stopping or changing direction.

Art. 4. No player, while moving, shall set a screen that causes contact and delays an opponent from reaching a desired position.

Art. 5. When both opponents are moving in exactly the same path and direction and the screener slows down or stops and contact results, the trailing player shall be responsible for such contact.

Art. 6. No player shall use arm(s), hand(s), hip(s) or shoulder(s) to force through a screen or to hold or push the screener.

Art. 7. Screeners shall not line up next to each other within 6 feet of a boundary line and parallel to it so that contact occurs.

- a. Screeners shall be permitted to line up parallel to a boundary line and next to each other without locking arms or grasping each other, provided that the screen is set at least 6 feet from that boundary line.

Section 35. Secondary Defender

Art. 1. A secondary defender is a teammate who has helped a primary defender after that player has been beaten by an opponent because he failed to establish or maintain a guarding position. A defensive player is beaten when the offensive player's head and shoulders get past the defender.

Art. 2. A secondary defender is a teammate who double teams a low post player.

Art. 3. After an offensive rebound, there are no secondary defenders when the rebounder makes an immediate move to the basket.

Art. 4. In an outnumbering fast-break situation, any defensive player(s) initially shall be a secondary defender.

Section 36. Shooter

A shooter is a player who attempts a try for a field goal or a free throw.

Section 37. Team Member

A team member is a member of bench personnel who is in uniform and is eligible to become a player.

Section 38. Verticality

Art. 1. Verticality applies to a legal position. The basic components of the principle of verticality are:

- a. Legal guarding position must be established and attained initially, and movement thereafter must be legal.
- b. From such position, the defender may rise or jump vertically and occupy the space within his vertical plane.
- c. The hands and arms of the defender may be raised within his vertical plane while the defender is on the playing court or in the air.
- d. The defender shall not be penalized for leaving the playing court vertically or having his hands and arms extended within the vertical plane.
- e. The offensive player, whether on the playing court or airborne, shall not “clear out” or cause contact that is not incidental.
- f. The defender may not “belly up” or use the lower part of the body or arms to cause contact outside his vertical plane.
- g. The player with the ball shall be given no more protection or consideration than the defender in the judging of which, if either, player has violated the principle of verticality.

Section 39. Violation

A violation is a rules infraction of the type listed in Rule 9.

RULE 5

Scoring and Timing Regulations

Section 1. Scoring/Try for Goal

Art. 1. A try for field goal is an attempt by a player to score two or three points by throwing or tapping the ball into his basket.

Art. 2. A goal is made when:

- a. A live ball that is not a throw-in enters the basket from above and remains in or passes through the basket; or
- b. A free throw enters the basket from above and remains in or passes through the basket.

Art. 3. A goal from the field other than from beyond the three-point line shall count two points for the team into whose basket the ball is thrown, tapped or directed.

Art. 4. A successful try from beyond the three-point line shall count three points for the team when the ball is thrown or directed into its basket.

- a. When a player scores a field goal in the opponent's basket, it shall count two points for the opponent regardless of the location on the playing court from where it was released. Such a field goal shall not be credited to a player in the scorebook but shall be indicated with a footnote.

Art. 5. A three-point try occurs when a try leaves the player's hand when that player last touched the floor outside the three-point line with at least one foot in contact with the playing floor behind the line and the other foot not contacting the line or the playing floor in front of that line.

Art. 6. A dunk is a try for goal that occurs when any player gains control of a ball that is neither in the cylinder nor on the ring and then attempts to drive, force or stuff the ball through the basket.

Art. 7. A tap is a type of try for field goal whereby a player attempts to score two or three points by directing a live ball into his team's basket with his hands or fingers.

Art. 8. A tap starts when the player's hand(s) or finger(s) touch the ball.

Art. 9. A tap ends when it is successful, when it is certain that the tap is unsuccessful, when the ball touches the floor or when the ball becomes dead.

Art. 10. The try starts when the player begins the motion that normally precedes the release of the ball on a try. The ball does not need to leave the player's hand. The arm might be held so that the player cannot throw; however, he may be making an attempt.

Art. 11. The act of shooting begins simultaneously with the start of the try and ends when the ball is clearly in flight, including when the shooter is an airborne shooter.

Art. 12. A try ends when the throw is successful, when it is certain the throw is unsuccessful, when the thrown ball touches the floor or when the ball becomes dead.

Art. 13. A goal from a free throw shall be credited to the free-thrower and shall count one point for the free-thrower's team.

Art. 14. An airborne shooter, who is fouled by an opponent, while in the air but after the ball is released is considered to be in the act of shooting until that airborne player returns to the floor.

Art. 15. Whether the game clock is running or stopped shall have no bearing on the counting of a goal as long as the ball was released before the expiration of time.

Art. 16. When there is doubt whether a score was made within the shot-clock period or whether a try for goal contacted the ring or flange, any activity before the next live ball shall be canceled, with the exception of any flagrant or technical foul and the correct time shall be added to the game clock.

Art. 17. The only infractions for which points are awarded are goaltending or basket interference by the defensive team.

Art. 18. In any period, when the game clock displays 10ths of seconds and play is to be resumed by a throw-in or a free throw when 3/10 (.3) of a second or less remains on the game clock, a player may not gain possession of the ball and try for a field goal. Such player can only score a field goal by means of a tap of a pass or of a missed free throw.

Art. 19. When the official(s) discovers that they have permitted a team to go in the wrong direction, all activity and time consumed shall count as though each team had gone in the proper direction. Play shall be resumed with each team going in the proper direction.

Section 2. Winning Team

The winning team is the team that has accumulated the greater number of points when the game ends, except in Rule 5-3.6.

Section 3. Forfeit/No Contest

Art. 1. A forfeit is the termination of the game by the referee.

Art. 2. The referee shall declare a forfeit when:

- a. Any player, squad member or bench personnel fails to comply with any technical-foul penalty or makes a travesty of the game.
- b. When conditions warrant.
- c. A team refuses to play after being instructed to do so by an official.

Art. 3. The referee shall determine the length of time that shall elapse before a forfeit may be declared.

Art. 4. Conference policy may include an established time limit before a forfeit may be declared.

Art. 5. When a forfeit is declared, the score shall be recorded as 2-0 and all statistics (other than the teams' and coaches' won-lost records) shall be voided, unless 30 minutes of playing time has been completed on the game clock. In that case, the score at the end of play shall stand and all other statistics shall count.

Art. 6. When the team that is behind in the scorebook is to be declared the winning team, that score shall be marked with an asterisk in the official statistics; and it shall be noted that the game was won by forfeit.

Art. 7. A "no contest" is when a team does not appear at the game site because of inclement weather, an accident, vehicle breakdown, illness or catastrophic cause. An institution shall not, for statistical purposes, declare a forfeit for nonfulfillment of a contract, but rather shall declare a "no contest." When officials are not present or available to officiate, there cannot be a sanctioned game/contest.

Section 4. Interrupted Game

When a game is interrupted because of events beyond the control of the responsible administrative authorities, it shall be continued from the point of interruption unless the teams agree otherwise or there are applicable conference, league or association rules.

Section 5. Protests

The NCAA Men's Basketball Rules Committee does not recognize or allow protests.

Section 6. Periods—Length

Art. 1. Playing time for varsity games shall consist of two halves of 20 minutes each with a halftime intermission of 15 minutes. Extra periods shall be five minutes each in length with a one-minute intermission before each.

Art. 2. The length of periods for nonvarsity games may be reduced by conference, league or association rules or by mutual agreement of both teams and the referee.

Section 7. Periods—Beginning and End

Art. 1. Each period shall begin when the ball becomes live.

Art. 2. Each period shall end when the red light or LED lights have become activated. When the light fails to operate or is not visible or is not present, each period shall end with the sounding of the game-clock horn.

- a. In games with a 10th-of-a-second game clock display and where an official courtside monitor is used, the reading of zeros on the game clock is to be used to determine whether a try for goal occurred before or after the expiration of time in any period. When the game clock is not visible, the officials shall verify the original call with the use of the red/LED light(s). When the red/LED light(s) are not visible, the sounding of the game-clock horn shall be used. When definitive information is unattainable with the use of the monitor, the original call stands.

Art. 3. Each period shall end when time expires except that:

- a. When the ball is in flight during a try, the period shall end when the try ends.
- b. When a held ball or violation occurs so near the expiration of time that the game clock is not stopped before time expires, the period shall end with the held ball or violation. (*Exception: Rule 11-3.1.a.2.*)

- c. When a foul occurs so near the expiration of time that the official timer cannot stop the game clock before time expires or when the foul occurs after time expires but while the ball is in flight during a try, the period shall end when the free throw(s) and all related activity have been completed. (*Exception: Rule 11-3.1.a.3*)

1. After the expiration of time, only those free throw(s) necessary to determine a winner or whether an extra period is necessary shall be awarded.

Art. 4. Except for disqualification or ejection, no penalty or part of a penalty shall carry over from one half or extra period to another.

Art. 5. No correction of a timing mistake shall be carried over from one half or extra period. Such a mistake shall be corrected before the start of the subsequent intermission.

Art. 6. When a technical foul occurs after the ball has become dead to end a period that is to be followed by another period, the next period shall be started by administering the free throws. Play shall resume at the point of interruption for a technical foul. When the technical is a single flagrant 2 foul or a contact dead ball technical foul, the ball is awarded to the offended team at the division line on either side of the playing court.

- a. When there is no way to determine whether there will be an extra period until the free throws for a technical foul are administered, the free throws shall be attempted immediately, as if the technical foul had been part of the preceding period.

Section 8. Intermission

An intermission is the time between the first and second periods and any extra period(s). (See Rule 5-6)

Note: For NCAA Division I tournament games, the length of the intermission for halftime may be increased by five minutes.

Section 9. Periods—Extra

Art. 1. An extra period is the extension of playing time allocated to break a tie score.

Art. 2. When the score is tied at the end of the second half, play shall continue without change of baskets for one or more extra period(s) with a one-minute intermission before each extra period. The game shall end when, at the end of any extra period, the score is not tied.

Art. 3. The length of each extra period shall be five minutes. As many such periods as are necessary to break the tie shall be played.

Art. 4. Each extra period is an extension of the second half.

Section 10. Starting Game and Shot Clocks

Art. 1. After time has been out, the game clock shall be started when the official signals time in. When the official neglects to signal, the official timer shall be authorized to start the game clock unless an official specifically signals that time shall continue to be out.

Art. 2. The game clock shall be started when:

- a. An inbounds player legally touches the ball on a throw-in;

- b. A tossed ball on a jump ball is legally touched; or
- c. The ball legally touches a player on the playing court when a free throw is not successful and is to remain live.

Art. 3. The shot clock shall be started when:

- a. An inbounds player legally touches the ball on a throw-in;
- b. A team gains initial possession following a jump ball or unsuccessful try for goal; or
- c. There is a change of team control.

Section 11. Stopping Game and Shot Clocks

The game clock and shot clock, if running, shall be stopped when an official:

Art. 1. Signals:

- a. A foul.
- b. A held ball.
- c. A violation.

Art. 2. Stops play:

- a. At the expiration of time for each period.
- b. Because of an injury, blood or a lost, displaced or irritated contact lens.
- c. To confer with the scorers, timer or shot-clock operator.
- d. Because of unusual delay in a dead ball being made live.
- e. For any emergency.

Art. 3. Grants a coach's or player's visual or oral request for a timeout.

Art. 4. Recognizes a request by the head coach or a player for a timeout after a goal until the subsequent throw-in begins.

Art. 5. Responds to the official timer's signal to grant a head coach's request to address the possibility of a correctable error as in Rule 2-12 or to determine whether a timing, scoring or alternating-possession mistake needs to be prevented or rectified or to determine whether a flagrant 2 personal foul or flagrant 2 contact technical occurred. The appeal to the official shall be presented at the scorers' table, where a coach of each team may be present.

Art. 6. Suspends play immediately when necessary to protect an injured player.

Art. 7. Suspends play after the ball is dead or controlled by the injured player's team or when the opponents complete a play after a player is injured.

- a. A play shall be completed when a team withholds the ball from play by ceasing to attempt to score or advance the ball to a scoring position.

Art. 8. Suspends play at the earliest possible time when a player incurs a wound that causes bleeding or has blood on his body caused by blood from another player's wound. The official shall allow 20 seconds to remedy the situation before instructing the player to leave the game.

Art. 9. Recognizes each successful field goal in the last 59.9 seconds of the second half or any extra period.

Section 12. Timing Mistakes and Malfunctions

The following articles pertain to mistakes and malfunctions in games played without a replay/television equipment. For timing mistakes and malfunctions in games with replay/television equipment, see Rule 11-1.

Art. 1. When an obvious timing mistake has occurred because of the failure to start or stop the game clock properly, the mistake shall be corrected by the referee. After the mistake of either failing to start or stop the game clock, such a mistake shall be corrected:

- a. During the first dead ball and before the ball is touched inbounds or out of bounds by a player other than a thrower-in.
- b. When the clock should have been continuously running, the mistake shall be corrected before the second live ball is touched inbounds or out of bounds by a player other than a thrower-in.

No timing mistake correction shall be carried over from one half or extra period to another. Such a mistake shall be corrected before the start of intermission.

Art. 2. When the referee blows the whistle to signal for the game clock to be stopped and has definite knowledge that time has elapsed before the game clock stopped, the referee shall instruct the official timer to put the correct time on the game clock.

Art. 3. The officials shall make the final decision when there is doubt as to whether a score was made within the shot-clock period or whether a try for goal contacted the ring or flange.

Art. 4. When an obvious mistake by the shot-clock operator has occurred in failing to start, stop, set or reset the shot clock or when a shot clock has malfunctioned, the mistake or the malfunctioning problem may be corrected in the shot-clock period in which it occurred only when the official has definite information relative to the mistake or malfunctioning problem and the time involved. When a timing mistake or malfunctioning problem occurs that gives a team more time than that team is entitled to, any activity after the mistake or malfunctioning problem has been committed and until it has been rectified shall be canceled, excluding any flagrant foul or technical foul.

Art. 5. When the game clock has malfunctioned, the problem shall be corrected in the half or extra period in which it occurred when the officials have knowledge of the problem.

Section 13. Timeouts

Art. 1. A timeout is a designated allocation of time, varying in length and defined in Rule 5-14, that causes a stoppage in the game.

Art. 2. The electronic-media timeout format consists of a series of timeouts provided to a team to ensure designated time allotments for advertising segments.

Section 14. Timeouts Granted and Charged

Art. 1. A timeout shall be granted and charged after a player or head coach makes a visual or oral request in .a through .c or the conditions in .d and .e exist:

- a. When a player of that team is in control of the ball (this includes throw-ins and free throws) (*Exception: Rule 5-15.1.c.*)
- b. When the ball is at the disposal of the player; or

- c. When the ball is dead.
- d. When the appeal for a correctable error or timing, scoring or alternating-possession mistake is reviewed and the official's ruling is not reversed.
- e. When the appeal to review the monitor for a flagrant 2 contact foul, flagrant 1 contact foul, or contact dead ball technical foul does not result in a flagrant contact foul or contact dead ball technical foul being charged.

When the rulings in 5-14.1.d and e are not reversed or the time limit for correcting an error, a timing mistake, an alternating-possession mistake or the charging of a flagrant/technical foul has expired, a 75-second timeout or a 30-second timeout when a 75-second timeout is not available shall be charged to the offending team in a game not involving the electronic-media timeout format and either a 30-second or 60-second timeout charged to the offending team in a game involving the electronic-media timeout format. When this timeout is granted at the first dead ball after one of the specified time marks on the game clock for electronic-media timeouts or the first timeout of the second half, that timeout shall become an electronic-media timeout.

Art. 2. During any timeout, bench personnel and players shall locate themselves inside an imaginary rectangle formed by the boundaries of the sideline (including the bench), end line, and an imaginary line extended from the free-throw lane line nearest the bench area meeting an imaginary line extended from the coaching-box line.

Art. 3. During a 30-second timeout, players shall stand inside the boundary lines.

Art. 4. A single charged timeout shall not exceed:

- a. 75 seconds for a full timeout in games not involving the electronic-media timeout format.
- b. 60 seconds for a 60-second timeout in a game involving electronic-media timeout format.
- c. 30 seconds for a 30-second timeout.

Art. 5. A warning horn to alert teams to prepare to resume play shall be sounded 15 seconds before the expiration of any charged or electronic-media timeout.

Art. 6. A second game-clock horn shall be sounded at the end of any charged or electronic-media timeout and play shall resume immediately. (*Exception: Rule 4-31.2*).

Art. 7. A timeout shall be charged to a team for either length or fraction thereof consumed under Rules 5-11.3 and 5-11.4, regardless of the amount of time consumed.

Art. 8. In games NOT involving the electronic-media timeout format the timeout format shall be:

- a. Four 75-second timeouts and two 30-second timeouts for each team per regulation game.
- b. The four 75-second timeouts may be used at any time.
- c. The two 30-second timeouts may be used at any time.
- d. When there is an extra period(s), each team shall be entitled to one extra 75-second timeout per extra period in addition to any timeouts it has not used previously.

- e. The extra timeout shall not be granted until after the ball becomes live to begin the extra period(s).

Art. 9. When the electronic-media agreement calls for FEWER THAN THREE electronic-media timeouts in one half, the format shall be as follows:

- a. Four 75-second timeouts and two 30-second timeouts for each team per regulation game.
- b. The four 75-second timeouts can be used at any time.
- c. The two 30-second timeouts can be used at any time.
- d. These electronic-media timeouts shall occur at the first dead ball after the minute marks specified by the electronic-media agreement.
- e. When either of the teams uses a 75-second timeout in either the first or second half, that timeout shall replace the next agreed-upon electronic-media timeout for that half. The timeout shall be 75 seconds or the length called for by the electronic-media agreement.
 1. The first timeout requested by either team in the second half shall become the electronic-media timeout and shall be 75 seconds long or the length called for by the electronic-media agreement.
- f. When there is an extra period(s), each team is entitled to one extra 75-second timeout per extra period in addition to any timeouts it has not used previously.
- g. The extra timeout shall not be granted until after the ball becomes live to begin the extra period.

Art. 10. When the electronic-media agreement calls for AT LEAST THREE electronic-media timeouts in either half, the format shall be as follows:

- a. Four 30-second timeouts for each team per regulation game.
 1. Each team may carry up to three 30-second timeouts into the second half.
- b. One 60-second timeout for each team per regulation game that may be used any time during the game.
- c. Depending on the electronic-media agreement, these electronic-media timeouts shall occur at the first dead ball after the 15-, 10- and 5-minute marks or the 16-, 12-, 8- and 4-minute marks when the game clock is stopped.
- d. The first timeout requested by either team in the second half shall become the length of a timeout called for by the electronic-media agreement:
 1. In any extra period the first timeout granted to either team may become an electronic-media timeout.
- e. When a timeout is granted and creates the first dead ball after one of the 15-, 10-, and 5- minute marks or the 16-, 12-, 8- and 4-minute marks, the electronic-media timeouts for those specified times shall occur after the next dead ball. (*Exception: Rule 5-14.10.d.*)
- f. Each team shall be entitled to one additional 30-second timeout during each extra period in addition to any timeouts it has not used previously.
- g. The extra timeout shall not be granted until after the ball becomes live to begin the extra period.

Note: For NCAA Division I tournament games, the men's Division I basketball committee may make the first team-called timeout in both halves an electronic-media timeout.

Art. 11. In games involving the electronic-media timeout format, when a foul (personal or technical) is committed that causes the ball to become dead at one of the specified time marks on the game clock for electronic-media timeouts, that electronic-media timeout shall be taken and then the free throw(s) shall be administered after the timeout.

Art. 12. Injury:

- a. A timeout may be requested by and granted to a team when that team has an injured player, a player who is bleeding or has a uniform that is saturated with blood and that player desires to remain in the game. When the condition is remedied within a granted timeout, the player is permitted to remain in the game.
- b. When a timeout is charged for an injury, a bleeding player or a player's uniform that is saturated with blood, and that timeout:
 1. Is granted at the first dead ball at one of the specified time marks on the game clock for electronic-media timeouts, that timeout shall become an electronic-media timeout.
 2. Is the first 30-second timeout granted during the second half of the game, that timeout shall become an electronic-media timeout.
- c. Either one 75-second or 30-second timeout, in games not involving electronic media, or either one 30-second timeout or 60-second timeout, in games involving electronic media, shall be charged in Rule 5-11.2.b, regardless of the amount of time consumed when an injured player remains in the game.

Art. 13. Successive charged timeouts:

- a. May be requested by a player or a coach from the same team.
- b. Shall not be granted after the expiration of playing time for the second half or after the expiration of any extra period.
- c. When granted, players are permitted to sit on their bench only when the request for successive 30-second timeouts has been made in advance of the first timeout.
- d. When granted, a warning horn shall be sounded 15 seconds before the expiration of the final timeout.

Art. 14. Shortened timeouts:

- a. The team that requests a timeout may shorten that timeout when the captain/head coach notifies the official of the team's intent. (*Exception: The first team-called timeout of the second half or extra period in a game involving electronic-media timeout format as in Rule 5-14.10.d.*)
- b. When a request is made to shorten any timeout for a substitution(s), the signal for shortening a timeout shall be given and play shall be resumed immediately.
- c. In games involving the electronic-media timeout format, when a timeout has been recognized to be shortened for the sole purpose of making substitutions and the timeout causes the first dead ball after one of the specified time marks

for electronic-media timeouts (15-, 10- and 5- or 16-, 12-, 8- and 4-minute marks), that timeout shall become an electronic-media timeout.

- d. When a request has been made to shorten any timeout for a purpose other than for substitution(s), a warning horn shall be sounded immediately and 15 seconds later another signal shall be sounded to resume play.

Art. 15. In games not involving the electronic-media timeout format, one 75-second timeout or one 30-second timeout, when the 75-second timeouts have been used, and in games involving the electronic-media timeout format either one 30-second or 60-second timeout shall be charged to the team making the appeal in Rule 5-11.5, when no correction is made or when the time limit for correcting an error under Rule 2-12 has expired.

Art. 16. Cheerleaders and mascots are permitted on the playing court only during a full timeout, an electronic-media timeout or an intermission.

Art. 17. Bands/amplified music are permitted to play or be played only during any timeout or intermission.

Section 15. Timeouts Not Granted

Art. 1. No timeouts shall be granted:

- a. To the opponents of the throw-in team after the throw-in starts.
- b. During an interrupted dribble.
- c. To a player or coach when an airborne player's momentum is carrying him out of bounds or into the backcourt.
- d. Unless there is player control by the requesting team. (*Exception: Rule 5-15.1.c.*)
- e. Until after the jump ball to begin the game ends and either the clock is stopped or a player is in control of the ball.

Section 16. No Timeout Charged

Art. 1. No timeout shall be charged when:

- a. In Rule 5-11.2.b, an injured player is ready to play immediately or is replaced.
- b. The clock was stopped and a reasonable amount of time was used to remedy a lost or displaced eyeglass or contact lens situation.
- c. In a blood situation, the condition is remedied within a 20-second time period.
- d. In Rule 5-11.5, the timeout is specifically requested for the purpose of preventing or rectifying a correctable error or timing, scoring or an alternating-possession mistake, and such a mistake was prevented or rectified or when the monitor review of the flagrant/technical fouls did result in a foul being charged.

Section 17. Excessive Timeout

Art. 1. Timeouts in excess of the allotted number may be requested and shall be granted at the expense of an administrative technical foul charged to the offending team for each taken.

Art. 2. A 75-second timeout in games not involving the electronic-media timeout format or a 30-second timeout in games involving the electronic-media timeout format shall be charged to and may be used by the team requesting the granted excessive timeout.

RULE 6

Live Ball and Dead Ball

Section 1. Live Ball

Art. 1. The game and each period start when the ball becomes live.

Art. 2. The ball shall become live when:

- a. On a jump ball, the ball leaves the official's hand.
- b. On a throw-in, the ball is at the disposal of the thrower-in.
- c. On a free throw, the ball is at the disposal of the free-thrower.

Section 2. Jump Ball

Art. 1. A jump ball is a method of putting the ball into play at the beginning of the game or any extra period(s) by tossing it up between two opponents in the center circle.

Art. 2. A jump ball shall begin when the ball leaves the official's hand. The jump ball and all jump ball restrictions shall end when the ball touches a non-jumper, the playing court, basket, backboard, an official or when the ball becomes dead.

Art. 3. Jumpers are the two opposing players vying for the tip during a jump ball.

Art. 4. For any jump ball, each jumper shall have both feet inside the half of the center circle that is farther from his team's basket.

Art. 5. Each jumper may face in either direction.

Art. 6. The referee or designee shall toss the ball upward between the jumpers in a plane at right angles to the sidelines, to a height greater than either of the jumpers can jump and so that the ball will drop between them. The jump ball may be repeated when these provisions are not met.

Art. 7. When the ball touches the playing court without being touched by at least one of the jumpers, the official shall toss the ball again.

Art. 8. Teammates shall not occupy adjacent positions around the center circle when an opponent indicates a desire for one of these positions before the referee is ready to toss the ball.

Art. 9. Players may move around the center circle without breaking the geometrical cylinder that has the center circle as its base after the ball has left the referees hand(s) during the toss.

Section 3. Alternating-Possession Procedure

Art. 1. The alternating-possession procedure is a method of putting the ball in play with a throw-in rather than a jump ball.

Art. 2. The alternating-possession procedure starts when an official places the ball at the disposal of a player for a throw-in. The alternating-possession procedure ends and the arrow is reversed immediately when a passed ball legally touches

an inbounds player, when a player, who is located on the playing court, touches and causes the ball to be out of bounds or when the throw-in team commits a throw-in violation.

Art. 3. The team to be awarded the ball for the alternating-possession throw-in shall be indicated by the alternating-possession arrow.

Art. 4. The team that does not obtain control of the initial jump ball shall start the alternating-possession procedure when the next alternating-possession situation occurs by being awarded the ball at a designated spot nearest to where the held ball occurred.

Art. 5. After an initial jump ball or a jump ball for the start of an extra period(s) when possession is not gained by either team, which would establish the alternating-possession procedure, a jump ball shall take place between any two players.

Art. 6. Before the start of the second half, the direction of the possession arrow shall be changed to account for the teams switching ends of the court. The second half shall start with the team that controlled the alternating-possession arrow at the end of the first half given disposal of the ball at the division line opposite the scorer's table.

Art. 7. The opportunity to make an alternating-possession throw-in shall be lost when the throw-in team violates the throw-in provisions. (See Rule 9-5.)

Art. 8. A foul by either team during an alternating-possession throw-in shall not cause the throw-in team to lose the alternating-possession arrow.

Section 4. Alternating-Possession Situations

Art. 1. The ball shall be put in play by the team entitled to the alternating-possession throw-in at a designated spot nearest to where:

- a. A held ball occurs. (See Rule 6-4.2)
- b. The ball goes out of bounds as in Rule 6-4.1.h.
- c. A double or simultaneous free-throw violation occurs unless another free throw or a throw-in is to follow.
- d. After a free-throw violation is committed by each team or technical foul occurs when there is no team control.
- e. A live ball lodges between the backboard and the ring or comes to rest on the flange. (*Exception: Rule 9-5.1.c.*)
- f. The ball becomes dead when neither team is in control and no goal or infraction or end of a period is involved.
- g. An inadvertent whistle occurs, and there is no player or team control.
- h. The ball was last touched simultaneously by two opponents, both of whom are inbounds or out of bounds, or when the officials are in doubt as to who last touched the ball.

Art. 2. A held ball occurs when an opponent places his hand(s):

- a. So firmly on the ball that control cannot be obtained without undue roughness; or

- b. On the ball to prevent an airborne player from throwing the ball or attempting a try and both players return to the playing court with both hands on the ball or the airborne player returns to the playing court never losing control of the ball.

Section 5. Dead Ball

Art. 1. The ball shall become dead or remain dead when:

- a. Any goal is made.
- b. It is apparent that the free throw will not be successful on a free throw for a technical foul or a false double foul or a free throw that is to be followed by another free throw.
- c. A held ball occurs or the ball lodges between the backboard and the ring or comes to rest on the flange.
- d. An official blows the whistle except when the try is in flight.
- e. Time expires for a half or extra period.
- f. An official blows the whistle when a foul is committed by a shooter's teammate before the ball is released for a try for goal.
- g. An official blows the whistle when any floor violation (Rules 9-3 through 9-15) occurs, there is basket interference or goaltending (Rule 9-17) or there is a free-throw violation by the free-thrower's team (Rule 9-1).

Art. 2. After a dead ball, play may be resumed in one of the following three ways: jump ball, by placing the ball at the disposal of the thrower-in or by placing the ball at the disposal of a free-thrower.

Section 6. Ball Does Not Become Dead

Art. 1. A live ball shall not become dead until the try in flight ends when:

- a. An official's whistle is blown.
- b. Time expires for a half or extra period.
- c. A foul occurs.

Art. 2. A live ball shall not become dead when a foul is committed by an opponent of a player who starts a try for goal before a foul occurs, provided that time does not expire before the ball is in flight.

Art. 3. A live ball shall not become dead when the ball is in flight on a try for field goal or during a free throw when an opponent swings his arms or elbows excessively without making contact.

Art. 4. While a free throw is in flight, the ball shall not become dead when:

- a. An official blows the whistle.
- b. A foul occurs.

RULE 7

Out of Bounds and the Throw-in

Section 1. Out of Bounds—Player, Ball

Art. 1. A player shall be out of bounds when he touches the floor or any object other than a person on or outside a boundary line. An airborne player's status shall be where he was last in contact with the floor.

Art. 2. The ball shall be out of bounds when it touches a player who is out of bounds, any other person, the floor or any object on or outside a boundary, the supports or back of the backboard, or the ceiling or overhead equipment.

Art. 3. The ball shall be out of bounds when any part of the ball passes over the backboard from any direction.

Section 2. Ball Caused To Go Out of Bounds

Art. 1. The last player to touch the ball before the ball goes out of bounds caused the ball to go out of bounds, provided that the ball is out of bounds because it touched something other than a player who is out of bounds.

Art. 2. When the ball is out of bounds because of touching or being touched by a player who is on or outside a boundary, such player has caused the ball to go out of bounds.

Section 3. Ball Awarded Out of Bounds

Art. 1. The ball shall be awarded out of bounds after:

- a. A violation as in Rule 9 or a simultaneous violation.
- b. The last free throw of a penalty for a technical foul. (*Exception: Rule 8-6.3*)
- c. A field goal or a successful free throw for a personal foul as in Rule 8-6.1.a or an awarded goal as in Rule 9-17.
- d. The ball becomes dead while a team is in control provided that no infraction or the end of a period is involved.
- e. A player-control foul.
- f. A team-control foul.
- g. A common foul before the bonus rule goes into effect.
- h. The last free throw for a flagrant personal foul.
- i. Any double personal or technical fouls, simultaneous personal or technical fouls. (*Exception: Rule 10-1 Penalty f*).
- j. An inadvertent whistle.
- k. A held ball as in Rule 6-4.2.

Section 4. Out of Bounds, Ball in Play from

Art. 1. When the ball is out of bounds after any violation as outlined in Rules 9-3 through 9-15, an official shall place the ball at the disposal of an opponent of the player who committed the violation for a throw-in from the designated spot nearest to where the violation occurred.

Art. 2. When a throw-in provision is violated, the new throw-in shall be from the same designated spot as that of the original throw-in.

Art. 3. After a dead ball, as listed in Rule 7-3.1.d, any player of the team in control shall make the throw-in from a designated spot nearest to where the dead ball occurred.

Art. 4. After a common foul before the bonus rule takes effect, any player of the offended team shall make the throw-in from a designated spot nearest to where the foul occurred.

Art. 5. Anytime a player-control foul or team-control foul occurs, any player of the offended team shall make the throw-in from the designated spot nearest to where the foul occurred.

Art. 6. After a successful goal or goaltending/basket interference violation as listed in Rule 7-3.1.c,

- a. The team not credited with the score shall make the throw-in from the end of the court where the goal was made and the thrower-in may move along the end line and make the throw-in from any point out of bounds on the end line when the following occurs:
 1. A common foul is committed near the end line before the bonus is in effect;
 2. A flagrant 1 or 2 personal by the defensive team is committed near the end line;
 3. The ball is intentionally kicked by the defensive team along the end line during the throw-in; or
 4. A timeout is granted.
- b. In 7-4.6.a.1 through .4, any player of the throw-in team may make a direct throw-in or may pass the ball along the end line to a teammate(s) who is also out of bounds.

Art. 7. After a technical foul, any eligible player or team member of the offended team may attempt the free throws, and the ball shall be put back in play at the point of interruption.

[Exceptions: After a single flagrant 2 technical foul before the start of the game or extra period, play shall resume by awarding the ball to the offended team at a designated spot at the division line on either side of the playing court. After a single flagrant 2 technical foul or a single contact dead ball technical foul, play shall resume by awarding the ball to the offended team at a designated spot at the division line on either side of the playing court.]

Art. 8. After any double personal or technical fouls or any simultaneous personal or technical fouls when there is team control, play shall resume at the point of interruption unless only one of the fouls is a flagrant foul in which case, play shall

be resumed with a throw-in to the offended team at the division line for a single contact dead ball technical foul or single flagrant 2 technical foul.

Art. 9. After any double personal or technical fouls or any simultaneous personal or technical fouls committed when there is no team control, play shall resume at the point of interruption (*Exception: Rule 7-4.10 and 10-1 Penalty f*)

Art. 10. After any double personal or technical fouls or any simultaneous personal or technical fouls, unless only one of the fouls is a flagrant foul and is committed while the try is in flight, play shall resume as follows:

- a. When the try is successful, the ball is awarded to the offended team at the division line for a single contact dead ball technical foul or a single flagrant 2 technical foul.
- b. When the try is unsuccessful, the ball is awarded to the offended team at the division line for a single contact dead ball technical foul or a single flagrant 2 technical foul.

Art. 11. After a flagrant 1 or 2 personal foul, a player of the team to which the throw-in has been awarded shall make the throw-in from a designated spot nearest to where the foul occurred. (See Rule 7-4.6.a.2.)

Art. 12. After a flagrant 2 technical foul or a single contact dead ball technical foul, any team member of the offended team may attempt the free throws, and the ball shall be put back in play by any player of that team from a designated spot at the division line at either side of the playing court.

Art. 13. After the administration of the penalty for a personal foul or a technical foul, the penalty for a single flagrant 2 technical foul or a single contact dead ball technical foul shall be administered. The ball shall be put back into play by a player of the offended team by the flagrant or contact dead ball technical foul at a designated spot at the division line at either side of the playing court.

Art. 14. After the administration of a technical foul, the penalty for a subsequent technical foul shall be administered. The ball shall be put back into play at the point of interruption, which is where the first technical foul was assessed. [*Exceptions: After a single flagrant 2 technical foul or contact dead ball technical foul before the start of the game or extra period, play shall resume by awarding the ball to the offended team at a designated spot at the division line on either side of the playing court. After a single flagrant 2 technical foul or a single contact dead ball technical foul, the ball shall be put back into play by a player of the offended team at a designated spot at the division line at either side of the playing court.*].

Art. 15. After a free-throw violation by the shooting team as listed in Rule 8-5, any opponent of the shooting team shall make the throw-in from a designated spot nearest to where the violation occurred.

Art. 16. After an inadvertent whistle, play shall be resumed at the point of interruption.

Section 5. Throw-in—Point of Interruption

Art. 1. Play shall be resumed after any appropriate penalty is administered or for any of the reasons listed in 4-27.1.a through .e by one of the following methods:

- a. A throw-in to the team that was in control at a designated spot nearest to where the ball was located when the stoppage occurred.

1. A ball that is not in contact with a player or the playing court retains the same status as when it was last in contact with a player or the playing court. This does not apply to a try in flight.
- b. A throw-in to the offended team at the division line for a single contact dead ball technical or a single flagrant 2 technical.
- c. A free throw or a throw-in when the stoppage occurred during this activity or when a team is entitled to such with no reset of the shot clock.
- d. An alternating-possession throw-in at a designated spot with a reset of the shot clock when the point of interruption is such that neither team is in control and no goal, infraction, nor end of half/extra period is involved. When there is no team control due to a try in flight and the try is unsuccessful, the ball is awarded to the team entitled to the alternating-possession arrow at a spot nearest to where the try was unsuccessful. (Exception: Rule 2-11.7.i.)

Section 6. Throw-in — Requirements

Art. 1. A throw-in is the method of putting the ball in play from out of bounds.

Art. 2. A thrower-in is the player attempting the throw-in.

Art. 3. The throw-in shall start and the throw-in team shall have team control when the ball is at the disposal of a player entitled to the throw-in.

Art. 4. A throw-in and the throw-in count shall begin when the ball is at the disposal of the player entitled to the throw-in.

Art. 5. A throw-in shall end when a passed ball legally touches an inbounds player or when a player, who is located on the playing court, touches and causes the ball to be out of bounds or when the throw-in team commits a throw-in violation.

Art. 6. The thrower-in shall release the ball no more than five seconds after the throw-in count begins. The pass shall go directly into the playing court, except as provided in Rule 7-4.6.b.

Art. 7. The throw-in count shall end when the ball is released by the thrower-in so that the ball goes directly onto the playing court.

Art. 8. The following pertain to a designated spot:

- a. The designated spot is the location at which a thrower-in is presented disposal of the ball out of bounds as in 4-11.1.a through .c.
- b. The designated spot shall be 3-feet wide with no depth limitation.
- c. The thrower-in must keep one foot on or over the designated spot until the ball is released. Pivot foot restrictions and the traveling rule are not in effect for a throw-in.
- d. The thrower-in shall not leave the designated spot until he has released the ball and the throw-in ball crosses the plane of the sideline or end line.

Art. 9. Until the throw-in ball crosses the plane of the sideline or end line:

- a. The thrower-in may not touch the ball until it touches another player inbounds.
- b. No opponent of the thrower-in shall have any part of his person over the inside plane of the boundary line.

- c. Teammates shall not line up next to each other within 6 feet of a boundary line and parallel to it when an opponent desires a spot between the positions.
- d. Teammates may occupy adjacent positions near the sideline or end line when the teammates take adjacent positions that are perpendicular to the sideline or end line.

Art. 10. When the ball is located out of bounds, the thrower-in may pass the ball into the back court.

Art. 11. Regardless of where the throw-in spot is located, the throw-in team may cause the ball to go into the back court.

Art. 12. After the throw-in ends, an inbounds player in the front court who is not in control of the ball may cause the ball to go into the back court.

Art. 13. When the ball is awarded to the wrong team, the error must be rectified before the throw-in ends.

RULE 8

Free Throw

Section 1. Free Throw

Art. 1. A free throw is the privilege given a player to score one point by an unhindered try for goal from within the free-throw semicircle and behind the free-throw line.

Art. 2. A multiple free throw is a succession of free throws attempted by the same team.

Art. 3. A free throw starts when the ball is placed at the disposal of the free-thrower.

Art. 4. A free throw ends when:

- a. The try is successful;
- b. It is certain the try will not be successful;
- c. The try touches the floor or any player; or
- d. The ball becomes dead.

Section 2. Bonus Free Throws

Art. 1. A bonus free throw is a second free throw that is awarded for each common foul (except a player-control or team-control foul) committed by a player of a team, beginning with the seventh team foul in a half, provided that the first free throw for the foul is successful.

Art. 2. A bonus free throw is also a second free throw that is awarded for each common foul (except a player-control or team-control foul) committed by a player of a team, beginning with the team's 10th team foul in a half. From this point, two free throws shall be awarded for each common foul (except a player-control or team-control foul) regardless of whether the first free throw is successful.

Art. 3. The team-foul total shall consist of a combination of personal fouls (includes player-control fouls) and CLASS A technical fouls.

Section 3. Who Attempts

Art. 1. Personal fouls—The free throw(s) awarded because of a personal foul shall be attempted by the offended player, unless one of the conditions of Article 2 and 3 of this section are met.

Art. 2. The free throw(s) that were to be attempted by the offended player shall be attempted by that player's substitute unless no substitute is available, in which case any teammate shall attempt the free throw(s) when the offended player is disqualified or must withdraw because he is bleeding or has blood on his uniform or person, or when a player is withdrawn because of a lost, displaced or irritated contact lens.

Art. 3. When an injured player is unable to attempt a free throw try(s), one of the four remaining players on the playing court shall be selected by the opposing

coach to attempt the free throw try(s) unless the committed foul was flagrant. In such a case, the injured player's coach shall select any player or team member to attempt the free throw try(s).

Art. 4. Technical fouls—The free throws awarded because of any technical foul may be attempted by any player or eligible team member on the offended team, who shall be designated by the head coach or captain of the offended team. However, the same player shall shoot both free throws.

Section 4. Positions During Attempt

Art. 1. When a free throw is awarded, an official shall take the ball to the free-throw line of the offended team.

Art. 2. After allowing reasonable time for players to take their positions, the official shall put the ball in play by placing it at the disposal of the free-thrower.

Art. 3. The same procedure shall be followed for each free throw of a multiple free throw.

Art. 4. A maximum of six players (four opponents of the free-thrower and two teammates of the free-thrower) shall be permitted on the lane. All other players shall be behind the free-throw line extended and behind the three-point field-goal line.

- a. The two lane spaces closest to the end line shall remain open.
- b. The first space on each side of the lane that is above and adjacent to the block is designated for an opponent of the free-thrower. The second lane space on each side of the lane is designated for a teammate of the free-thrower. The third available space on each side of the lane is designated for an opponent of the free-thrower.
- c. Players shall be permitted to move along and across the lane to occupy a vacant space within the limitations listed in this rule.

Art. 5. Only the first lane space above and adjacent to the block on each side must be occupied by an opponent of the free-thrower unless the resumption-of-play method of placing the ball at the disposal of the free-thrower is in effect.

Art. 6. A player shall position one foot near the outer edge of the free-throw lane line. The other foot may be positioned anywhere within the designated 3-foot lane space.

Art. 7. Only one player shall occupy any part of a designated lane space.

Art. 8. When the ball is to become dead regardless of whether the last free throw for a specific penalty is successful, players shall not take positions along the free-throw lane.

Section 5. Free Throw Requirements

Art. 1. After the ball is placed at the disposal of a free-thrower:

- a. The free-thrower shall release the try within 10 seconds and in such a way that the ball enters the basket or touches the ring or flange before the free throw ends.
- b. The free-thrower shall not purposely fake a try nor shall the free-thrower's teammates nor opponents purposely fake a violation.

- c. The free-thrower shall not break the vertical plane of the free-throw line with either foot until the ball strikes the ring, flange or backboard or until the free throw ends.
- d. The free-thrower shall not enter the semicircle once the official has placed the ball at the disposal of the shooter for a free throw. The free-thrower shall not leave the semicircle before the try contacts the ring, flange, or backboard or when the free throw ends.
- e. No player shall enter or leave a marked lane space or contact any part of the court outside the marked lane space until the free-thrower has released the ball.
- f. No opponent shall disconcert (e.g., taunt, bait, gesture or delay) the free-thrower.
- g. Players not in a legal marked lane space shall remain behind the free-throw line extended and behind the three-point field-goal line until the ball strikes the ring, flange or backboard, or until the free throw ends.
- h. Players occupying any of the legal marked lane spaces on each side of the lane may break the vertical plane of a lane-space boundary once the free-thrower has released the ball. (See Rule 8-4.)
- i. Players occupying a legal marked lane space may not have either foot beyond the vertical plane of the outside edge of any legal lane boundary or beyond the vertical plane of any edge of space (2 by 36 inches) designated by a legal lane space mark or beyond the vertical plane of any edge of the lane until the ball is released by the free-thrower.
- j. Neither team shall have more than the maximum number of players permitted on the free-throw lane.
- k. An opponent of the free-thrower shall occupy each lane space above and adjacent to the block.

Art. 2. No teammate of the free-thrower may occupy either of the legal lane spaces nearest the basket.

Section 6. Free Throw—Next Play

Art. 1. After a free throw that is not followed by another, the ball shall be put in play by a throw-in:

- a. When the try is successful and is for a personal foul as in 7-4.6.a.
- b. At the point of interruption when the free throw is for a technical foul.
[Exceptions: When a single flagrant 2 technical foul or a single contact dead ball technical foul is assessed, play shall resume by awarding the ball to the offended team at the division line at either side of the playing court.]
- c. By any player of the free-thrower's team from the designated spot for any flagrant personal foul.

Art. 2. After the game-clock horn has sounded to end regulation time or an extra period, only the free throw(s) necessary to determine the winner or whether an(other) extra period is necessary shall be awarded. The free throws shall be attempted immediately, as if the foul had been part of the preceding period.

Art. 3. Play shall resume with the administration of the penalty for a personal foul after a penalty for any technical foul. [*Exceptions: A single flagrant 2 technical foul or a single contact dead ball technical foul.*]

Art. 4. After the administration of the penalty for a personal foul or a technical foul, or a single flagrant 2 technical foul or a single contact dead ball technical foul.

Art. 5. After the penalty for a technical foul is assessed before the start of a game or before any extra period, play shall resume with a jump ball. [*Exceptions: A single flagrant 2 technical foul or a single contact dead ball technical foul.*]

- a. When a technical foul is assessed during the intermission for halftime, the point of interruption shall be a throw-in for the team with the alternating-possession arrow in its favor. *Exceptions: A single flagrant 2 technical foul or a single contact dead ball technical foul.*

Section 7. Free Throw—Missed

When a free throw for a personal foul is unsuccessful, or when there is a multiple free throw for a personal foul and the last free throw is unsuccessful, the ball shall remain live.

Section 8. Free Throw—False Double Foul

Art. 1. After the last free throw for a false double foul (See Rule 4-15.4), the ball shall be put in play as if the penalty for the last foul of the false double foul were the only one administered when the last foul was a single flagrant 2 technical foul or a single contact dead ball technical foul.

Art. 2. When one of the fouls of a false double foul is a technical foul (single or double), play shall be resumed at the point of interruption unless one of the double fouls is a single flagrant 2 technical foul or single contact dead ball technical foul. In such a case apply 8-8.1.

Art. 3. When the last foul is any double foul, play shall resume at the point of interruption. (*Exception: Rule 10-1 Penalty f and g*)

Section 9. Free Throw—False Multiple Foul

Art. 1. After the last free throw for a false multiple foul (Rule 4-15.6), the ball shall be put in play as if the penalty for the last foul of the false multiple foul were the only one administered when the last foul was a single flagrant 2 technical foul or single contact dead ball technical foul.

Art. 2. When one of the fouls of a false multiple foul is a technical foul, play shall be resumed at the point of interruption. (*Exceptions: A single flagrant 2 technical foul or single contact dead ball technical foul.*)

RULE 9

Violations and Penalties

Section 1. Free-Throw Violations

Art. 1. After the ball is placed at the disposal of a free-thrower it is a violation when:

- a. The free-thrower fails to release the try within 10 seconds and in such a way that the ball enters the basket or touches the ring or flange before the free throw ends.
- b. The free-thrower purposely fakes a try or the free-thrower's teammates or opponents purposely fake a violation.
- c. The free-thrower breaks the vertical plane of the free-throw line with either foot before the ball strikes the ring, flange or backboard or before the free throw ends.
- d. The free-thrower enters the semicircle after the ball has been placed at his disposal or leaves before the try contacts the ring, flange, or backboard or before the free throw ends.
- e. A player enters or leaves a marked lane space or contacts any part of the playing court outside the marked lane space before the free-thrower has released the ball.
- f. An opponent disconcerts (e.g., taunt, bait, gesture or delay) the free-thrower.
- g. Any player not located in a legal marked lane space fails to remain behind the free-throw line extended and behind the three-point field-goal line until the ball strikes the ring, flange or backboard, or until the free throw ends.
- h. Any player occupying any of the legal marked lane spaces on each side of the lane breaks the vertical plane of a lane-space boundary before the free-thrower has released the ball.
- i. Any player occupying a legal marked lane space has either foot beyond the vertical plane of the outside edge of any legal lane boundary or beyond the vertical plane of any edge of space (2 by 36 inches) designated by a legal lane space mark or beyond the vertical plane of any edge of the lane before the ball is released by the free-thrower.
- j. A team has more than the maximum number of players permitted on the free-throw lane.
- k. An opponent of the free-thrower fails to occupy each lane space above and adjacent to the block.

1. A teammate of the free-thrasher occupies either of the legal lane spaces above and adjacent to the block.

Section 2. Free-Throw Violation Penalties

Art. 1. When a violation is by the free-thrasher only or the free-thrasher's teammate only, no point shall be scored by that free throw. The ball shall become dead when the violation occurs. The ball shall be awarded at a designated spot nearest to where the violation occurred, unless another free throw is to be awarded.

- a. When disconcertion by an opponent is followed by a violation by the free thrasher, a substitute free throw shall be awarded.

Art. 2. When a violation is by the free-thrasher's opponent only:

- a. When the try is successful, the goal shall count, and the violation shall be disregarded.
- b. When the try is not successful, the ball shall become dead when the free throw ends, and a substitute free throw shall be attempted by the same free-thrasher under the same conditions as those for the original free throw.

Art. 3. When there is a marked-lane space violation by a free-thrasher's teammate and an opponent:

- a. When the first violation is by the free-thrasher's teammate, the ball shall become dead when the violation occurs and no point shall be awarded for that free throw. When no other free throw is to follow, play shall be resumed by awarding the ball to the opponent of the team that committed the first violation at a designated spot nearest to where the violation occurred.
- b. When the first violation is by the opponent of the free-thrasher's team and the try is successful, the goal shall count, and the violation shall be disregarded. When the try is not successful, the ball shall become dead when the free throw ends, and a substitute free throw shall be attempted by the same free-thrasher under the same conditions as those for the original free throw.

Art. 4. When there is a violation, first by the free-thrasher's opponent followed by a violation by the free-thrasher or a free-thrasher's teammate who is subject to the restrictions in 8-5.1.g, each team has violated. A double violation has been committed. No points shall be awarded. When no other free throw is to follow, play shall be resumed by awarding the ball to the team entitled to an alternating-possession throw-in at a designated spot nearest to where the violations occurred.

- a. When the first violation is by the free-thrasher or a free-thrasher's teammate who is subject to the restrictions of 8.5.1.g, each team has violated. A double violation has been committed. No points shall be awarded. When no other free throw is to follow, play shall be resumed by awarding the ball to the team entitled to an alternating-possession throw-in at a designated spot nearest to where the violations occurred.

- b. When an opponent's purposeful fake is followed by a violation of the free-thrower or a teammate of the free-thrower, only the fake shall be penalized and a substitute free throw shall be awarded.
- c. When disconcertion by an opponent is followed by a violation by the free-thrower or a teammate of the free-thrower, only the disconcertion is penalized and a substitute free throw shall be awarded.

Art. 5. When there is a simultaneous violation by each team, the ball shall become dead. No points shall be awarded. When no other free throw is to follow, play shall be resumed by awarding the ball to the team entitled to the alternating-possession throw-in at a designated spot nearest to where the violations occurred.

Section 3. Ball Out of Bounds

Art. 1. A player shall not cause the ball to go out of bounds.

Art. 2. The ball is out of bounds when any part of the ball passes over the backboard from any direction.

Section 4. Player Out of Bounds

Art. 1. A player who steps out of bounds under his own volition and then becomes the first player to touch the ball after returning to the playing court has committed a violation.

- a. A violation has not been committed when a player, who steps out of bounds as permitted by Rule 7-4.6.b, does not receive the pass along the end line from a teammate and is the first to touch the ball after his return to the playing court.

Art. 2. After the throw-in is completed, the thrower-in must touch the playing court inbounds before touching the ball.

Section 5. Throw-in

Art. 1. It is a throw-in violation when a thrower-in:

- a. Leaves a designated spot before releasing the ball and that ball crosses the plane of the boundary.
- b. Fails to pass the ball directly into the playing court so that after it crosses the boundary line, it touches an inbounds player or is touched by a player, who is on the playing court, and causes the ball to be out of bounds.
- c. Executes a throw-in that lodges between the backboard and the ring or comes to rest on the flange.
- d. Consumes more than five seconds from the time the throw-in starts until the ball is released.
- e. Carries or hands the ball to a teammate who is on the playing court.
- f. Touches the playing court before the throw-in is released or touches the ball in the playing court before it has touched another player.
- g. Throws the ball so that it enters the basket before touching anyone, strikes the back of the backboard or its supports, passes over the backboard, or bounces into the playing court from a balcony or from the floor out of bounds.

Art. 2. No player other than the thrower-in shall:

- a. Perform the throw-in or be out of bounds after a designated-spot throw-in begins.

- b. Be out of bounds when he touches the ball after it has crossed the vertical inside plane of the boundary line. Repeated infractions shall result in a CLASS B technical foul.

Art. 3. The opponents of the thrower-in shall not have any part of their person beyond the vertical inside plane of any boundary line before the ball has crossed that boundary line. Repeated infractions shall result in a CLASS B technical foul.

Section 6. Traveling

Art. 1. A player shall not travel with the ball.

Art. 2. Traveling occurs when a player holding the ball moves a foot or both feet in any direction in excess of prescribed limits described in this section.

Art. 3. A player who catches the ball with both feet on the playing court may pivot, using either foot. When one foot is lifted, the other is the pivot foot.

Art. 4. A player who catches the ball while moving or ends a dribble may stop and establish a pivot foot as follows:

- a. When both feet are off the playing court and the player lands:
 - 1. Simultaneously on both feet, either may be the pivot foot;
 - 2. On one foot followed by the other, the first foot to touch shall be the pivot foot;
 - 3. On one foot, the player may jump off that foot and simultaneously land on both, in which case neither foot can be the pivot foot.
- b. When one foot is on the playing court:
 - 1. That foot shall be the pivot foot when the other foot touches in a step;
 - 2. The player may jump off that foot and simultaneously land on both, in which case neither foot can then be the pivot foot.

Art. 5. After coming to a stop and establishing the pivot foot:

- a. The pivot foot may be lifted, but not returned to the playing court, before the ball is released on a pass or try for goal;
- b. The pivot foot shall not be lifted before the ball is released to start a dribble.

Art. 6. After coming to a stop when neither foot can be the pivot foot:

- a. One or both feet may be lifted, but may not be returned to the playing court, before the ball is released on a pass or try for goal;
- b. Neither foot shall be lifted, before the ball is released, to start a dribble.

Art. 7. It is traveling when a player falls to the playing court while holding the ball without maintaining a pivot foot.

Section 7. Kick, Fist, Through Basket from Below

Art. 1. It is a violation when a player intentionally kicks the ball, strikes it with the fist or causes it to pass through the basket and enter the cylinder from below. (See Rule 9-17.2.b)

Art. 2. Kicking the ball is striking it intentionally with any part of the leg or the foot. Accidentally striking the ball with the foot or leg shall not be a violation.

Section 8. Double Dribble

Art. 1. It is a violation when a player dribbles a second time after the player's first dribble has ended, unless the player subsequently loses control because of:

- a. A try for field goal.
- b. A bat by an opponent.
- c. A pass or fumble that has then touched or been touched by another player.

Section 9. Jump Ball

Art. 1. It is a violation when:

- a. The ball is touched by one or both of the jumpers before it reaches its highest point.
- b. Either jumper leaves the center circle before the ball has been touched by a jumper, catches the jump ball, or touches it more than twice.
- c. When after an official is ready to make the toss, a non-jumper moves onto the center circle or changes position around the center circle before the ball has left the official's hand.
- d. A non-jumper has either foot break the plane of the geometrical cylinder that has the center circle as its base, or any player takes a position in any occupied space before the ball has been touched.

Art. 2. The toss shall be repeated when both teams simultaneously commit violations during a jump ball.

Section 10. Three Seconds In The Lane

Art. 1. The three-second lane is the area in the front court that is bounded by the end line, the free-throw lane lines and the free-throw line, and includes such lines.

Art. 2. It is a violation for a player to have any part of his body remain in the three-second lane for more than three consecutive seconds while the ball is in control of that player's team in his front court.

- a. The three-second violation rule is not in effect when a team is in control of the ball for a throw-in.

Art. 3. The three-second count is suspended when a player who, having been in the three-second lane for less than three seconds, dribbles or moves in immediately to try for field goal. The player shall not pass the ball instead of trying for goal. In this case, it is a violation when a player exceeds three seconds in the lane and there is no try for goal.

Section 11. 10-Second Back Court

The 10-second count shall begin when a player legally touches the ball in that team's back court except on a rebound or jump ball. In such case, the 10-second count shall start on player control. Once the 10-second count begins, an inbounds player (and his team) shall not be in continuous control of a ball that is in his back court for 10 consecutive seconds.

Section 12. Shot Clock

Art. 1. A shot-clock period is the period of time beginning when the ball is legally touched on a throw-in or when team control is established or re-established after loss of team control and the shot clock is properly started. The shot-clock period ends when the shot clock is properly started for the next shot-clock period.

Art. 2. A shot-clock try for field goal is defined as the ball having left the shooter's hand(s) before the sounding of the shot-clock horn and then striking the ring or flange, or entering the basket.

Art. 3. The team in control must attempt a try as in 9-12.2 for field goal within 35 seconds after the shot clock period begins.

Art. 4. It is a violation when a try for field goal does not leave the shooter's hand before the expiration of the allotted shot-clock time (as indicated by the sounding of the shot-clock horn) or when it does leave the shooter's hand before the expiration of the allotted shot-clock time and the try does not subsequently strike the ring or flange or enter the basket.

Section 13. Back Court

Art. 1. A team's front court shall consist of that part of the playing court between its end line and the nearer edge of the division line, including its basket and the inbounds part of its backboard.

Art. 2. A team's back court consists of the rest of the playing court, including its opponent's basket and inbounds part of the backboard and the division line, excluding the mathematical edge nearest the team's basket.

Art. 3. A live ball is in the front court or back court of the team in control as follows:

- a. A ball that is in contact with a player or with the playing court shall be in the back court when either the ball or the player (either player when the ball is touching more than one) is touching the back court. It shall be in the front court when neither the ball nor the player is touching the back court.
- b. A ball that is not in contact with a player or the playing court retains the same status as when it was last in contact with a player or the playing court.
- c. During a dribble from back court to front court, the ball shall be in the front court when both feet of the dribbler and the ball touch the playing court entirely in the front court.

Art. 4. A player shall not be the first to touch the ball in his back court (with any part of his body, voluntarily or involuntarily) when the ball came from the front court while that player's team was in team control and that player or his teammate was the last to touch the ball before it went into the back court.

Art. 5. A pass in the front court that is deflected by a defensive player so that the ball goes into the back court may be recovered by either team.

Art. 6. Regardless of where the throw-in spot is located, the throw-in team may cause the ball to go into the back court before player control has been established by the throw-in team on the playing court.

Art. 7. After the throw-in ends, an inbounds player in the front court, who is not in control of the ball, may cause the ball to go into the back court.

Art. 8. A player who is the first to secure control of the ball in the front court after a jump ball or a throw-in while both feet are off the playing court shall not be permitted to cause the ball to go into the back court, except as permitted in Rule 9-13.10.

Art. 9. A defensive player shall be permitted to secure control of the ball while both feet are off the playing court and land with one or both feet in the back court. It makes no difference if the first foot down was in the front court or back court.

Art. 10. After a jump ball or during a throw-in, the player in his front court, who makes the initial touch on the ball while both feet are off the playing court, may be the first to secure control of the ball and land with one or both feet in the back court. It makes no difference if the first foot down was in the front court or back court.

Section 14. Elbow(s)

Art. 1. It is a violation when a player excessively swings his arm(s) or elbow(s), even without contacting an opponent.

Art. 2. A player may extend arm(s) or elbow(s) to hold the ball under the chin or against the body.

Art. 3. Action of arm(s) and elbow(s) resulting from total body movement as in pivoting or movement of the ball incidental to faking with it, releasing it, or moving it to prevent a held ball or loss of control shall not be considered excessive.

Section 15. Closely Guarded

Art. 1. A player in control of the ball in the front court only while holding or dribbling the ball is closely guarded when his opponent is in a guarding stance at a distance not exceeding 6 feet. This distance shall be measured from the forward foot or feet of the defender to the forward foot or feet of the opponent.

Art. 2. Closely guarded violations occur when a closely guarded player anywhere in his front court holds or dribbles the ball for five seconds. This count shall be terminated during an interrupted dribble.

Art. 3. After the start of a five-second closely guarded count, in order for a closely guarded violation to occur, there shall be continuous guarding by the same opponent.

Art. 4. When a player is positioned between the player in control of the ball and his opponent, who is within 6 feet, a closely guarded situation does not exist.

Section 16. Floor-Violation Penalties (Applies only to Rules 9-3 through 9-15)

Art. 1. The ball shall become dead or remain dead when a violation occurs (Exception 9-14.1). The ball shall be awarded to an opponent for a throw-in at a designated spot nearest to where the violation occurred.

Art. 2. When the ball passes through a basket during the dead-ball period immediately after a violation, no point(s) can be scored and the ball shall be awarded to an opponent at a designated spot nearest to where the violation occurred.

Section 17. Basket Interference and Goaltending

Art. 1. It is a violation to commit basket interference or goaltending.

Art. 2. Basket interference

a. Basket interference occurs when a player:

1. Touches the ball or any part of the basket while the ball is on or within the basket;

2. Touches the ball while any part of it is within the cylinder that has the ring as its lower base;
 3. Reaches through the basket from below and touches the ball before it enters the cylinder; or
 4. Pulls down a movable ring so that it contacts the ball before the ring returns to its original position.
 5. Causes the basket or backboard to vibrate when the ball is on or within the basket or the backboard and/or is on or in the cylinder.
- b. The cylinder is the imaginary geometric figure that has the ring as its base and is formed by the upward extension of that ring.
 - c. The ball shall be considered to be within the basket when any part of the ball is below the cylinder and the level of the ring.
 - d. A player may have a hand legally in contact with the ball, when this contact continues after the ball enters the cylinder or when, during such action, the player touches or grabs the basket.

Art. 3. Goaltending.

- a. Goaltending occurs when a defensive player touches the ball during a field-goal try and each of the following conditions is met: (Exceptions: Rule 10-4.1.i)
 1. The ball is on its downward flight; and
 2. The ball is above the level of the ring and has the possibility, while in flight, of entering the basket and is not touching the cylinder.
- b. It is goaltending to touch the ball outside the cylinder during a free throw, regardless of whether the free throw is on its upward or downward flight.
- c. When the ball contacts the backboard and any part of the ball is above the rim during a field goal attempt, it is considered to be on its downward flight. In such a case, it is goaltending when the ball is touched by a player as long as it has a possibility of entering the basket.

Section 18. Basket-Interference and Goaltending Penalties

Art. 1. When the violation is at the basket of the opponent of the offending player, the offended team shall be awarded:

- a. One point for basket interference or one point and a CLASS B technical foul for goaltending when, during a free throw, the ball is on its upward or downward flight.
- b. Two points when it occurs during a two-point field-goal try.
- c. Three points when it occurs during a three-point field-goal try.

Art. 2. The crediting of the score resulting from basket interference or goaltending and subsequent throw-in procedure shall be the same as when the awarded score results from the ball going through the basket, except that the official shall hand/bounce the ball to a player of the team entitled to the throw-in.

Art. 3. When the violation is at a team's own basket, no points shall be scored and the ball shall be awarded to the offended team at a designated spot nearest to where the violation occurred.

Art. 4. When the violation results from touching the ball while it is in the basket after entering from below, no points shall be scored and the ball shall be awarded to the opponent at a designated spot nearest to where the violation occurred.

Art. 5. When there is a violation by both teams, play shall be resumed by awarding the ball to the team entitled to the alternating-possession throw-in at a designated spot nearest to where the violation occurred.

RULE 10

Fouls and Penalties

Section 1. Personal Fouls

Art. 1. A player shall not hold, displace, push, charge, trip or impede the progress of an opponent by extending arm(s), shoulder(s), hip(s) or knee(s) or by bending his own body into other than a normal position or by using any unreasonably rough tactics.

Art. 2. A player shall not contact an opponent with his hand unless such contact is only with the opponent's hand while it is on the ball and is incidental to an attempt to play the ball.

Art. 3. A player shall not use his hand(s) on an opponent to inhibit the freedom of movement of the opponent in any way.

Art. 4. The following acts constitute a foul when committed against a player with the ball:

- a. Keeping a hand or forearm on an opponent;
- b. Putting two hands on an opponent.
- c. Continually jabbing an opponent by extending an arm(s) and placing a hand or forearm on the opponent;
- d. Using an arm bar to impede the progress of a dribbler.

Art. 5. A player shall not extend the arm(s) fully or partially other than vertically so that freedom of movement of an opponent is hindered when contact with the arm(s) occurs.

Art. 6. A player shall not use the forearm and/or hand to prevent an opponent from attacking the ball during a dribble or when trying for goal.

Art. 7. A player may hold his hand(s) and arm(s) in front of his own face or body for protection and to absorb force from an imminent charge by an opponent.

Art. 8. Contact caused by a defensive player approaching a player with the ball from behind is pushing; contact caused by the momentum of a player who has tried for goal is charging.

Art. 9. A dribbler shall neither charge into nor contact an opponent in the dribbler's path nor attempt to dribble between two opponents or between an opponent and a boundary, unless the space is sufficient to provide a reasonable chance for the dribbler to pass through without contact.

Art. 10. When a dribbler passes an opponent sufficiently to have his head and shoulders beyond the front of the opponent's torso, the greater responsibility for subsequent contact shall be that of the opponent.

Art. 11. When a dribbler has obtained a straight-line path, the dribbler may not be bumped, pushed or otherwise crowded out of that path. When an opponent is able

to legally obtain a guarding position in that path, the dribbler shall avoid contact by changing direction or ending the dribble.

Art. 12. The player intending to become the dribbler shall not be permitted additional rights to start a dribble or to execute a jump try for goal, pivot or fake.

Art. 13. A secondary defender as defined in Rule 4-35 cannot establish initial legal guarding position in the restricted area for the purpose of drawing a player control foul/charge when defending a player who is in control of the ball (i.e., dribbling or shooting) or who has released the ball for a pass or try. When illegal contact occurs within this Restricted Area, such contact shall be called a blocking foul, unless the contact is a flagrant foul.

- a. When illegal contact occurs by the offensive player leading with a foot or unnatural, extended knee, or warding off with the arm, such contact shall be called a player-control foul.
- b. When a player in control of the ball stops continuous movement toward the basket and then initiates illegal contact with a secondary defender in the restricted area, this is a player control foul.

Art. 14. Illegal contact caused by the swinging of the elbow(s) that:

- a. Results from total body movement is a common or flagrant 1 personal foul
- b. Is excessive per Rule 4-18.7 is a flagrant 2 foul.
- c. Occurs above or below the shoulders of an opponent is a common, flagrant 1 or flagrant 2 personal foul.

Art. 15. Illegal (not incidental) contact with an elbow that does not involve the swinging of the elbow shall be considered a foul.

Art. 16. A player shall adhere to the rules pertaining to illegal contact, including but not limited to, guarding as in Rule 4-17, rebounding as in Rule 4-29, screening as in Rule 4-34 and verticality as in Rule 4-38.

Art. 17. A player shall not contact an opponent in a flagrant, excessive, severe or extreme manner while the ball is live (includes fighting).

PENALTY: (Section 1) Personal fouls apply toward the team-foul total and toward an individual's five personal fouls for disqualification. The ball shall be put back in play by the offended player/team as follows:

- a. A throw-in (no free throws) nearest to where the foul occurred for:
 1. Each common foul before the bonus rule takes effect.
 2. A player-control personal foul.
 3. A team-control foul.
- b. One free throw for:
 1. A personal foul against a player who attempts a field goal and whose try is successful.
 2. Each foul that is a part of a multiple personal foul, but is not a flagrant personal foul, player-control foul or team-control foul, regardless of whether the offended team is in the bonus.
 3. Each foul of a multiple foul, when a two-point try is successful or unsuccessful.
 4. Each foul of a multiple foul when the three-point try is successful.

c. Bonus free throw for:

Each common foul committed by a team, beginning with that team's seventh foul during the half, provided that the first attempt is successful.

d. Two free throws for:

1. A personal foul against a player who attempts a two-point field goal and whose try is unsuccessful.

2. A flagrant 1 or flagrant 2 personal foul and the ball is awarded to the offended team at a designated spot nearest to where the foul occurred.

(a) Any flagrant 2 personal foul also shall result in ejection of the offender.

3. Each common foul committed by a team, beginning with that team's 10th foul of the half.

4. Each flagrant 2 personal foul of a multiple personal foul and the ball awarded to the offended team at a designated spot nearest to where the foul occurred.

5. When either personal foul of a multiple foul is a flagrant 1 or flagrant 2 personal foul, after which the ball shall be awarded at a designated spot nearest to where the foul occurred.

6. When each foul of a multiple foul when a three-point try is unsuccessful.

e. Three free throws for:

A personal foul against a player who attempts a three-point field goal and whose try is unsuccessful. When the personal foul is a flagrant 1 or flagrant 2 personal foul, the ball also shall be awarded to the offended team at a designated spot nearest to where the foul occurred.

f. There shall be no free throws for any double personal or simultaneous personal fouls and the ball shall be put into play at the point of interruption unless only one of the fouls is a flagrant foul. In such case, when a common foul penalty requires free throws, the free throws for the common foul will be administered with no players in the marked lane spaces followed by the free throws for the flagrant personal foul with no players in the marked lane spaces. Play will be resumed at the point of interruption with the ball awarded to the team offended by the flagrant personal foul. *[Exception: A single flagrant 2 technical foul or a single contact dead ball technical foul.]*

g. In the case of a false double foul or a false multiple foul, each foul shall carry its own penalty. When one of the fouls is a technical foul (single or double), play shall be resumed at the point of interruption. *[Exception: A single flagrant 2 technical foul, or a single contact dead ball technical foul.]*

1. After the last free throw after a false double/multiple foul (Rule 4-15.4 and .6), the ball shall be put in play as if the penalty for the last foul of the false double/multiple foul were the only one

administered when the last foul was a single flagrant 2 technical foul, or a single contact dead ball technical foul.

- h. **Personal-foul penalty exception:** After the game-clock horn sounds to end the second half or an extra period, only those free throw(s) necessary to determine a winner or whether an(other) extra period is necessary shall be awarded.

Section 2. Administrative Technical Fouls

Art. 1. The home team shall comply with the following court/equipment requirements:

- a. Have a properly marked division line and center circle as in Rules 1-4 and 1-5.
- b. Have the proper game-clock display, red/LED light and mounted shot clock as in Rules 1-18.2, 1-18.4 and 1-19.2.

Art. 2. A team shall comply with lineup and roster requirements as follows:

- a. Before the 10-minute mark is reached on the game clock that is counting down the time before the start of the game, each team shall supply the scorers with names and uniform numbers of squad members who may participate, and those of the five starting players.
- b. After the 10-minute mark is reached on the game clock that is counting down the time before the start of the game and until the end of the game, a team shall not make lineup or roster changes to the scorebook except those changes necessitated by obvious injury, illness, blood on the uniform, a replacement of a designated starter to shoot a technical-foul free throw, or to correct a scoring or bookkeeping mistake.

PENALTY: Two free throws awarded to the offended team. The ball shall be put back in play at the point of interruption.

(Art. 1) One administrative technical foul only for all requirements regardless of the number of infractions. Penalized before the start of the game.

(Art. 2.a) One administrative technical foul only for all requirements regardless of the number of infractions that occur and regardless of when they occur.

When there are administrative technical fouls by both teams for violating 10-2.2.a, the fouls shall offset with no free throws awarded to either team.

(Art. 2.b) One administrative technical foul only for all requirements regardless of the number of infractions that occur and regardless of when they occur.

Art. 3. A team or team member shall not wear:

- a. A number that is identical to that of a teammate.
- b. An illegal number. (See Rule 1-22.7.b.2)
- c. An illegal game jersey. (See Rule 1-22)

PENALTY: Two free throws awarded to the offended team. The ball shall be put back in play at the point of interruption.

(Art. 3.a) Penalized when discovered after the 10-minute time limit in 3-4.1.

(Art. 3.b, 3.c) Penalized when discovered before the ball becomes live when the individual is a player.

(Art. 3.c) When more than one team member violates, only one administrative technical foul shall be assessed.

Art. 4. The official scorer shall not remove the scorebook and take it to the home team's locker room.

Art. 5. A team shall not delay the game, when the game clock is not running, by:

- a. Consuming a full minute by not being ready when it is time to start either half or any extra period.
- b. After a team warning has been issued, repeatedly delaying the game by preventing the ball from being promptly put in play, such as delaying the administration of a throw-in or free throw by engaging in a team huddle anyplace on the playing court.
- c. After a team warning has been issued, failing to have the court ready for play after the final horn to end any timeout.

PENALTY: (Art. 4 and 5) Two free throws awarded to the offended team. The ball shall be put back in play at the point of interruption.

Art. 6. A team shall not have more than five players legally on the playing court to participate after the ball becomes live.

PENALTY: (Art. 6) Penalized when the violation occurs after the ball becomes live. Two free throws awarded to the offended team. The ball shall be put back in play at the point of interruption..

Art. 7. A team shall not be granted excessive timeouts without penalty.

PENALTY: Two free throws awarded to the offended team.

(Art. 7) Penalized when discovered before the ball becomes live. The ball shall be put back in play at the point of interruption.

Art. 8. Team followers (fans, bands, cheerleaders and mascots associated with either team) shall not commit an unsportsmanlike act, including, but not limited to, the following:

- a. Using musical instruments, amplified music or artificial noisemakers while the game is in progress, except timeouts and intermissions.
- b. Using laser pointers.
- c. Throwing debris on the court after officials' jurisdiction has begun.
- d. Delaying the game by preventing the ball from being promptly made live or by preventing continuous play, such as but not limited to, followers entering the playing court before the player activity has been terminated. When the delay does not interfere with play, it shall be ignored.
- e. Using profanity or language that is abusive, vulgar or obscene.

Note 1: Before penalizing a follower(s) of a team for violating Rule 10-2.8, the officials shall have knowledge as to which team's follower(s) committed the act.

Note 2: When the misconduct of the follower(s) is extreme or excessive, such behavior may be penalized by the official requesting home/contest management to eject from the premises the team follower(s) involved in the misbehavior. In such a case, a technical foul shall not be assessed.

PENALTY: (Art. 8) Two free throws awarded to the offended team. The ball shall be put back in play at the point of interruption.

PENALTY: Section 2 Administrative Technical Fouls:

The administrative technical fouls in this section do not apply toward the team-foul total toward disqualification or ejection.

Section 3. CLASS A Unsporting Technical Infractions

Art. 1. A player or substitute committing an unsportsmanlike act including, but not limited to, the following:

- a. Disrespectfully addressing an official or gesturing in such a manner as to indicate resentment.
- b. Using profanity or vulgarity; taunting, baiting or ridiculing another player or bench personnel; or pointing a finger at or making obscene gestures toward another player or bench personnel.
- c. Inciting undesirable crowd reaction.
- d. Contacting an opponent, while the ball is dead, in an unnecessary, unacceptable and excessive manner.
- e. Flagrantly (severe or extreme) contacting an opponent while the ball is dead.
- f. A flagrant noncontact infraction that involves extreme, sometimes persistent, vulgar, abusive conduct when the ball is dead or live.
- g. Participating after having been disqualified (noncontact flagrant 2 technical).
- h. Leaving the playing court and going into the stands when a fight may break out or has broken out (flagrant noncontact infraction).
- i. Fighting as in Rule 10-5.
- j. Disrespectfully contacting an official

PENALTY: Two free throws shall be awarded to any member of the offended team. No free throws shall be awarded for a double technical foul unless one of the fouls is included in Art. 1.d, through .j. Counts toward the team-foul total. Applies toward disqualification and ejection (Art. 1.a through d). Flagrant technical foul(s) (Art. 1.e through j) are nonapplicable toward disqualification since they result in automatic ejection. An assessed technical foul that cannot be charged to an individual shall be charged to the head coach (ex. Art. 1.g).

RESUMPTION OF PLAY: For any technical foul(s), play shall resume at the point of interruption except for a single flagrant 2 technical foul or a single contact dead ball technical foul (Art. 1.d through .j). For a single flagrant 2 technical foul or a single contact dead ball technical foul, the ball shall be awarded to the offended team at a designated spot at the division line on either side of the playing court.

EJECTION: All CLASS A technical fouls shall apply toward ejection when the following have been assessed: a maximum of two CLASS A technical fouls (AA) as defined in Art. 1.a through d, one flagrant 2 technical foul (A) or a combination of one CLASS A technical foul and two CLASS B technical fouls (ABB).

Any individual who actively participates in a fight (Art. 1.i) shall be ejected and is subject to suspension [See Rule 10-5].

Art. 2. Bench personnel committing an unsportsmanlike act including, but not limited to, the following:

- a. Disrespectfully addressing an official.
- b. Attempting to influence an official's decision.
- c. Using profanity or language that is abusive, vulgar or obscene.
- d. Taunting or baiting an opponent.
- e. Objecting to an official's decision by rising from the bench or using gestures.
- f. Inciting undesirable crowd reactions.
- g. Fighting by bench personnel as in Rule 10-5.
- h. Disrespectfully contacting an official.
- i. Causing contact that is unnecessary, unacceptable, excessive or extreme during a live or dead ball.

PENALTY: Two free throws shall be awarded to the offended team. No free throws shall be awarded for double technical fouls unless one of the technical fouls includes Art. 2.g through 2.i. Counts toward the team-foul total. Applies toward disqualification and ejection except for Art. 2.g through 2.i, which is nonapplicable toward disqualification since it results in automatic ejection.

Since the head coach is responsible for the conduct and behavior of all bench personnel, when a CLASS A technical foul (Art. 2.a through i) is assessed to an offender, it shall also be charged to the head coach as a CLASS B technical foul.

RESUMPTION OF PLAY: For any technical foul(s), play shall resume at the point of interruption. For a single flagrant 2 technical foul (Art. 2.g through 2.i), the ball shall be awarded to the offended team at a designated spot at the division line on either side of the playing court.

EJECTION: All CLASS A technical fouls shall apply toward ejection which shall be mandatory when the following have been assessed: a maximum of two CLASS A technical fouls (AA) as defined in Art. 2.a through f, one flagrant 2 technical foul (A), or a combination of one CLASS A technical foul and two CLASS B technical fouls (ABB).

Any individual who actively participates in a fight (Art. 2.g) shall be ejected and shall be subject to suspension. [See Rule 10-5.]

Note: An assistant coach who replaces the ejected head coach shall not inherit any technical fouls the head coach has accumulated. However, the assistant coach shall be responsible for technical fouls previously charged to him.

Section 4. CLASS B TECHNICAL INFRACTIONS

Art. 1. A technical foul shall be assessed to a player or a substitute for the following infractions:

- a. Purposely obstructing an opponent's vision by waving or placing hand(s) near his eyes.
- b. Climbing on or lifting a teammate to secure greater height.
- c. Knowingly attempting a free throw to which he is not entitled.
- d. Possessing or using tobacco.
- e. A team member dunking or attempting to dunk a dead ball before or during the game, or during any intermission.
- f. Grasping either basket in an excessive, emphatic manner during the officials' jurisdiction when the player is not, in the judgment of an official, trying to prevent an obvious injury to self or others.
- g. Intentionally slapping or striking the backboard.
- h. Placing a hand(s) on the backboard or ring to gain an advantage.
- i. Touching a ball outside the cylinder (goaltending) during a free throw.
- j. Reaching through the throw-in boundary-line plane and touching or dislodging the ball while it is in possession of the thrower or being passed to a teammate outside the boundary line as in Rule 7-4.6.b.
- k. Deceptively leaving the playing court for an unauthorized reason and returning at a more advantageous position.
- l. Purposely delaying his return to the playing court after being legally out of bounds.
- m. After a team warning has been issued, attempting to gain an advantage by interfering with the ball after a goal or failing to immediately pass the ball to the nearest official after the whistle had been blown.
- n. A team member entering the playing court without reporting to the official scorers or a substitute entering the playing court without being beckoned by an official (unless during an intermission).
- o. Participating after changing his uniform number without reporting the change to the official scorer and a game official.
- p. Opponents of the thrower-in shall not repeatedly have any part of their person beyond the vertical inside plane of any boundary line before the ball has crossed that boundary line. (See Rule 9-5.2.c)

Art. 2. A technical foul shall be assessed to a coach and all bench personnel for the following infractions:

- a. Entering the playing court to attend an injured player unless done with permission of an official.
- b. Possessing or using tobacco.

- c. Refusing to occupy the team bench to which the team was assigned or to occupy the locations for a timeout or for the start of any period as defined in Rule 4-3.2.
- d. Using electronic transmission (including but not limited to headsets, telephones, television, radio, audio or video Internet broadcast, heart monitor devices, computers), or knowledge gained resulting from thereof, for coaching purposes, to communicate to and/or from the bench area or using replay equipment at courtside for coaching purposes.
- e. When there is evidence that the head coach or bench personnel instructed that the scorebook be removed from the scorer's table.
- f. All bench personnel shall remain seated on the bench while the ball is live, except as follows:
 1. The head coach may stand but must remain completely and clearly in his coaching box. One warning shall be issued to the head coach before any subsequent infraction is penalized.
 2. To spontaneously react to an outstanding play, immediately sitting down on the bench afterwards.
 3. A team member reporting to the scorer's table.
 4. The head coach to point out, at any time, a scoring or timing mistake or to request a timeout to ascertain whether a correctable error needs to be rectified or to request a monitor review for a flagrant 2 contact technical foul. (See Rules 2-12, 11-2.1.d.4 and 5-11.5.)
 5. To seek information from the official scorer or official timer during a timeout or an intermission.
- g. The head coach failing to replace a disqualified or injured player within 20 seconds when a substitute is available.
- h. Delaying the game by preventing the ball from being promptly made live or by preventing continuous play, such as bench personnel entering the playing court before player activity has been terminated. In such a case, when the delay does not interfere with play, it shall be ignored.
- i. Using a laser pointer.
- j. Bench personnel leaving the bench area when a fight may break out or has broken out. The head coach may leave the bench area in this case to prevent the situation from escalating.

PENALTY: Article 1 and Article 2.a through i. Two free throws shall be awarded to any member of the offended team. All infractions count toward ejection but do not count toward the team-foul total or disqualification.

The coach is responsible for the conduct of all bench personnel. When a CLASS B technical foul, as described in Article 2, is assessed against an offender, it shall also be charged to the head coach as a CLASS B technical foul.

RESUMPTION OF PLAY: Article 1 and Article 2. After the administration of the penalty, play shall resume at the point of interruption.

EJECTION: Article 1 and Article 2. CLASS B technical fouls apply toward ejection when the following have been assessed: a maximum of three CLASS B technical fouls (BBB) or a combination of one CLASS A and two CLASS B technical fouls (ABB).

Any individual who leaves the bench area and enters the playing court but does not participate in a fight (Art. 2,j) shall not be assessed a CLASS B technical foul (no free throws awarded). That individual shall be ejected but is not subject to suspension.

Note: An assistant coach who replaces the ejected head coach shall not inherit the accumulative technical fouls of the head coach. However, the assistant coach shall be responsible for technical fouls previously charged to him.

Section 5. Suspensions for Fighting

Art. 1. A fight is a flagrant 2 foul.

Art. 2. A fight is a confrontation involving one or more players, coaches or other team personnel wherein (but not limited to) a fist, hand, arm, foot, knee or leg is used to combatively strike the other individual.

Art. 3. When, during a confrontation, an individual attempts to strike another individual with any of the actions defined in Art. 2, whether there is contact is irrelevant. The perpetrator shall be deemed to have been involved in a fight.

Art. 4. When, during a confrontation, an individual uses unsportsmanlike acts or comments which, in the opinion of the official, provoke the other individual to retaliate by fighting, it shall be ruled that both individuals have been involved in the fight.

Art. 5. When a physical confrontation has occurred, the officials shall determine the individuals who were involved in the fight or left the bench area to participate.

Art. 6. A combative confrontation may occur when the ball is live, in which case, it is a flagrant 2 personal foul; or when the ball is dead, in which case a flagrant 2 technical foul shall be assessed.

Art. 7. When, during the course of play (live ball), an individual strikes an opponent with the hand, elbow, arm, foot, knee or leg in a nonconfrontational manner but the act is not only excessive but also severe or extreme, it shall be ruled as a flagrant 2 personal foul and not a fighting action. When a defined body part is used to strike an opponent but the contact is not severe or extreme, a judgment shall be made by the official as to whether the contact is a flagrant 1 personal foul.

Art. 8. Anytime an individual uses a closed fist in an unsportsmanlike manner, it shall be deemed that the individual has initiated a fighting act and shall be penalized accordingly.

Art. 9. When any flagrant 2 foul is ruled to be a fight, the fighting penalty shall be invoked.

Art. 10. Any team member or bench personnel who participates in a fight (regardless of whether he is a player at the time) shall be assessed a flagrant 2 technical foul. No free throws shall be attempted by either team when there are double flagrant fouls that are offsetting.

Art. 11. The first time an individual participates in a fight during the season (including exhibition games), the individual shall be suspended from participating in the team's next regular-season game (not an exhibition contest), including tournament competition.

Art. 12. When an individual participates in a second fight during the same season, that individual shall be suspended for the remainder of the season, including tournament competition.

Art. 13. When an individual participates in a fight during his team's final game of the season, that individual shall be suspended from participating in the team's next regular-season game (not an exhibition contest) for which that team member or team personnel would be eligible.

Art. 14. When an individual with eligibility for the next season participates in a fight during his final game of the season and that fight is the individual's second fight of the season, that individual shall be suspended for the first three regular-season games (not exhibitions) of the next season.

Art. 15. Any team member or other bench personnel under suspension for fighting shall not be in the team's bench area.

Art. 16. The referee may declare a forfeit when any individual fails to comply with any part of the penalties of this rule.

Art. 17. After a game, conference offices or the assigning authority may correct an error about who was involved in a fight but cannot change an official's ruling that a fight took place or lessen the severity of the penalty. The conference office or assigning authority may make those penalties more severe.

RULE 11

Instant Replay

Section 1. Games with Replay/Television Equipment

Art. 1. Courtside replay equipment, videotape or television monitoring must be located on a designated courtside table (i.e., within approximately 3 to 12 feet of the playing court), in order to be used by game officials. An on-screen game clock display on the monitor may be used only when the display is synchronized with the official game clock. In order for an official to change or reverse a call made on the floor, the official must first find that the monitor review reveals by indisputable evidence that the call on the floor was incorrect.

Art. 2. In games with a 10th-of-a-second game clock display and where an official courtside monitor is used, the reading of zeros on the game clock is to be used to determine whether a try for goal, a shot-clock violation or a foul occurred before or after the expiration of time in any period. When the game clock is not visible, the officials shall verify the original call with the use of the red/LED light(s). When the red/LED light(s) are not visible, the sounding of the game-clock horn shall be utilized. When definitive information is unattainable with the use of the monitor, the original call stands.

Art. 3. The officials shall not use such available equipment for judgment calls such as:

- a. Determine whether a foul occurred. (*Exceptions: A flagrant 2 foul.*)
- b. Determine whether basket interference or goaltending occurred.
- c. Determine whether a violation occurred except in 11-2.1.e and 11-3.1.a.2.

Section 2. Instant Replay—Voluntary Use (Except Where Noted)

Art 1. Officials may use such available equipment only in the following situations:

- a. Free Throws.
 1. Determine who shall attempt a free throw(s) when there is uncertainty.
 2. Determine whether a player who was fouled on his unsuccessful field-goal try, at or near the three-point line, shall attempt either two or three free throws.
 3. Determine whether the wrong player was permitted to attempt a free throw as per 2-12.1.c.
 4. Determine whether a player was permitted to attempt a free throw at the wrong basket as per 2-12.1.d.
- b. Scoring.
 - 1 Determine whether a try for goal was a two- or three-point attempt. Prior to the expiration of the statute of limitations prescribed by Rule 2-12.3, the officials must recognize a potential correctable error and

signal to the scorer that an instant replay review is required. This review shall take place at the next electronic-media timeout except during the last 4 minutes of the second period or the entire overtime period(s) during which time the correctable error time frame in Rule 2-12.3 must be used.

2. Prevent or rectify a scoring mistake by the scorer.
 3. Determine whether a score was erroneously counted or canceled as per 2-12.1.e.
- c. Timing.
1. Determine whether the game clock malfunctioned or whether a timing mistake occurred in starting or stopping the game clock. :
 - a. After the malfunction or mistake, such a mistake shall be corrected:
 1. During the first dead ball and before the ball is touched inbounds or out of bounds by a player other than a thrower-in.
 2. When the clock should have been continuously running, the mistake shall be corrected before the second live ball is touched inbounds or out of bounds by a player other than a thrower-in.
 - b. No timing mistake correction shall be carried over from one half or extra period to another. Such a mistake shall be corrected before the start of intermission.
 - c. Determine the correct time to be placed back on the game clock when the referee blows the whistle, signals for the game clock to be stopped, and in his judgment time has elapsed before the game clock stopped. On an out of bounds violation, the official shall determine the elapsed time before the game clock stopped from the time the ball actually hit out of bounds.
 2. Determine whether the shot clock malfunctioned or a timing mistake occurred in failing to properly start, stop, set or reset the shot clock. The malfunction or mistake may only be corrected in the shot clock period in which it occurred. Any activity after the mistake or malfunction has been committed and until it has been rectified shall be canceled, excluding a flagrant 1 or 2 personal foul or any technical foul.
- d. Fouls.
1. After a call has been made, determine if a flagrant 2 personal foul or flagrant 2 contact technical foul occurred. When it is determined that a flagrant 2 personal or flagrant 2 contact technical foul did not occur but a flagrant 1 personal foul or contact dead ball technical foul or common foul did occur, those fouls shall be penalized accordingly. However, no other infractions may be penalized. When the review discloses, by indisputable evidence, that there was no foul, the foul call shall be reversed with no foul charged.
 - a. When there is a foul called for contact, the officials, with a plausible reason, may review the severity of that foul during the dead ball period following the call. When the ball becomes live, there shall be no review of the made call.

2. When officials err and fail to observe the fouls according to 11-2.1.d.1 (this shall not include a common foul) or a fight, they are permitted to correct and penalize these infraction(s), with the use of a monitor review, when the act occurs:
 - a. When the game clock was stopped, it must be corrected:
 1. During the first dead ball after the clock was properly started.
 - b. When the game clock was running, it must be corrected:
 1. During the first dead ball after the clock was properly stopped; or
 2. Before the second live ball when the ball became dead after a successful goal but the clock continued to run.
3. When it is determined that a flagrant 1 or 2 personal foul, a flagrant 2 contact technical foul or a fight did occur within the prescribed time frame, the infraction(s) should be penalized and play shall be resumed by awarding the ball to the offended team where the stoppage of play occurred to review the flagrant act. When a flagrant 2 contact technical foul or a contact dead ball technical foul is assessed, play shall be resumed by awarding the ball to the offended team at the division line on either side of the playing court. Any previous activity before the monitor review shall not be canceled or nullified. When it is determined that a flagrant 1 or 2 personal foul, a flagrant 2 contact technical foul or a fight did not occur within the prescribed time frame, play shall be resumed where the stoppage of play occurred to review the act.
4. A coach may request a monitor review to determine if any flagrant 2 contact foul occurred. When a flagrant 1 or 2 contact foul or contact dead ball technical foul is not assessed, a timeout shall be charged to that team.
5. After a foul has been called, to determine on whom a foul is to be charged when there is uncertainty.
- e. Violations.

In the last two minutes of the second period and overtime(s), to determine the following:

 1. Whether a shot clock violation occurred.
 2. Which team caused the ball to go out of bounds when there is a deflection involving two or more players.

Section 3. Instant Replay—Mandatory Use

Art. 1. Officials shall use such available equipment in the following situations:

- a. When there is a reading of zeros on the game clock at the end of any period, after making a call on the playing court, and when necessary to determine the outcome of the game in the following situations:
 1. Determine whether a try for field goal entering the basket was released before the reading of zeros on the game clock. When it is determined that the try for goal was successful, the official is permitted to put the exact time back on the game clock as to when the ball passed through the net.
 2. Determine whether a shot-clock violation occurred before the reading of zeros on the game clock.

3. Determine whether a foul occurred before the reading of zeros on the game clock. When it is determined that the foul occurred before the reading of zeros on the game clock, the official is permitted to put the exact time back on the game clock as to when the foul was committed.
- b. To determine whether a fight occurred and the individuals who participated or left the bench area.

Appendix I

Fight-Reporting Procedures

The following apply to situations in which a fight has been reported by an official during his jurisdiction. When a fight is not reported by an official, the conference or assigning authority may invoke its own penalty. For the rules on suspensions for fighting see Rule 10-5.

1. The official shall inform the offender(s), the head coach and the official scorer that an ejection for fighting has occurred (the official scorer shall note this in the scorebook).
2. After the game, the referee shall contact the coordinator of officials/assignor for the game and report all ejection(s) for fighting.
3. The coordinator of officials/assignor shall report the ejection(s) for fighting to the conference commissioner or, if the offender is from an independent institution, to that team's athletics director.
4. The conference commissioner shall call and follow up in writing to the following people:
 - a. The athletics director of the team whose individual(s) was involved; and
 - b. When the opponent's individual(s) was ejected for fighting, that team's conference commissioner or, when that school is an independent institution, that team's athletics director.
5. Fight-reporting procedures should be handled quickly since the long-term participation of the offender(s) shall be affected by a second fight.
6. Related considerations:
 - a. The head coach should withhold the offender(s) from the next scheduled game even if the conference or athletics director has not contacted him or her.
 - b. Institutional and conference policy dictates whether a suspended individual shall be permitted to attend a game from which he or she is suspended. If the individual(s) attends the game, he or she shall not be in the team's bench area.
 - c. After a game, conference offices or the assigning authority may correct an error about who was involved in a fight but can neither change an official's ruling that a fight took place nor lessen the severity of the penalty. However, the conference office/assigning authority may make the penalty more severe.

Appendix II

NCAA Tobacco Policy

In accordance with NCAA bylaws, the use of tobacco by student-athletes, or team or game personnel (e.g., coaches, athletic trainers, managers and game officials) is prohibited in all sports during practice and competition.

Any student-athlete, or team or game personnel who uses tobacco during practice or competition shall be disqualified for the remainder of that practice or competition.

During regular-season play, each institution shall be responsible for enforcing this rule for its own student-athletes, team personnel and game personnel. During postseason play, which includes conference tournaments, play-ins and NCAA tournament games, the governing sports authority or the games committee shall enforce this rule.

Appendix III

Officiating Guidelines

Section 1. Bench Decorum

a. **Unsportsmanlike Conduct.** Coaches and bench personnel are expected to adhere to the specific rule set forth in Rule 10-3.2. Repeated or prolonged violations of these rules should result in a technical foul being assessed against the coach or other bench personnel. More egregious conduct violations, while inside or outside the coaching box, should be properly and consistently penalized with a technical foul without warning.

Examples of egregious conduct violations include, but are not limited to, the following:

1. Comments directed at or referring to any game official that question the integrity of an official (i.e., repeated references to the number of fouls called against each team; suggesting an official is “cheating” a team, etc.).
2. Profane, vulgar, threatening or derogatory remarks or personal comments relating to race, ethnicity, religion, gender or sexual orientation directed at or referring to any game official or opposing player/bench personnel.
3. Prolonged, negative responses to a call/no-call which is disrespectful or unprofessional and includes, but is not limited to: thrashing the arms in disgust, dramatizing contact by re-enacting the play, or running or jumping in disbelief over a call/no-call.
4. A negative response to a call/no-call including, but not limited to, approaching/charging an official in a hostile, aggressive or otherwise threatening manner, emphatically removing one’s coat in response to a call/no-call or throwing equipment or clothing on to the floor.
5. Continual criticism during a game regarding the same incident after warning by an official.

Officials should permit certain behavior by the head coach who engages in spontaneous reactions to officiating calls and no-calls provided the coach remains in the coaching box and the reaction is not prolonged, profane, vulgar or threatening. At the official’s discretion, repeated spontaneous reactions by the head coach may result in a warning with subsequent incidents resulting in a technical foul. In all cases, the official should consider whether the complaint was heard by persons other than the official and whether the complaint was directed toward the call/no-call or was a personal attack on the official. When complaints become more public or the attacks personal to the official, there should be less discretion exercised by the official.

b. **Coaching box.** Failure to comply with the rule results in a distinct advantage that is not within the spirit and intent of the rules. The rule is clear and concise. The head coach or any other bench personnel may not be outside the prescribed

coaching box except when otherwise permitted by rule. After a warning, for the first violation, a technical foul should be assessed for any subsequent infraction.

c. **Assistant coaches and bench personnel.** All bench personnel, with the exception of the head coach, are required to be seated on the bench while the ball is live except to react spontaneously to an outstanding play and then to immediately return to sitting on the bench. Violations by players, especially assistant coaches, should not be tolerated by officials. When assistant coaches or bench personnel are violating bench decorum rules in a minor way, the official shall inform the head coach and request that he handle the situation. This is an official warning. Any further violation by bench personnel shall result in a technical foul assessed to the offender. Egregious (blatant) conduct violations by assistant coaches or bench personnel need no warning and shall immediately result in a technical foul. A technical foul assessed to bench personnel is also assessed as a CLASS B technical foul to the head coach.

Section 2. Screening

A screen is legal action by any player with or without the ball, which, without causing contact, delays or prevents an opponent from reaching a desired position. A screener must maintain a normal stance with feet no wider than shoulder width apart. If a player is engaged in illegal screening tactics and there is no contact with the opponent, no foul has occurred. Players must adhere to the screening rules outlined in Rule 4-34.

A foul shall be called when:

1. A defensive player is held or pushed off of his intended path around a screen by use of the arms, legs or body.
2. A defensive player holds or pushes through the screen using the arms, legs or body.
3. The screener extends the hips or buttocks to displace the defender who is attempting to move around the screen.
4. The screener extends the legs beyond legal width and trips a defender who is attempting to move around the screen.
5. The screener sets a “blind” screen (outside the visual field) on a stationary defender that doesn’t allow the defender a normal step to move.
6. The screener sets a “blind” screen (outside the visual field) on a moving defender and doesn’t allow ample time to stop or change directions; usually one to two strides.

Section 4. Post Play

Some guidelines to officials in making correct, consistent calls in low-post play:

- a. Observe the entire play, especially when responsible for off-ball coverage.
- b. Anticipate the play but not the call when post players are in fronting situations.
- c. A defensive player pushing a leg or knee into the rear of the offensive player shall be a personal foul on the defender.
- d. An offensive player dislodging a defensive player from an established position by pushing or backing in shall be a personal foul on the offensive player.

- e. A player using the “swim stroke” arm movement to lower the arm of an opponent shall be charged with a personal foul.
- f. Post players using hands, forearms or elbows to prevent an opponent from maintaining a legal position shall be charged with a personal foul.
- g. A defensive post player may use a forearm on the back of an offensive post player who does not have the ball as long as equal pressure is being applied and there is no dislodging by either player. When the offensive player gains possession of the ball, the defensive post player must remove hands and forearms from the offensive player or a personal foul shall be charged.

Section 5. Hand-Checking (Impeding the Progress of a Player)

To curtail hand-checking, officials must address it at the beginning of the game, and related personal fouls must be called consistently throughout the game. Some guidelines for officials to use when officiating hand-checking:

- a. When a defensive player keeps a hand or forearm on an opponent, it is a personal foul.
- b. When a defensive player puts two hands on an opponent, it is a personal foul.
- c. When a defensive player continually jabs by extending his arm(s) and placing a hand or forearm on the opponent, it is a personal foul.
- d. When a defensive player uses an arm bar to impede the progress of a dribbler, it is a personal foul.

Appendix IV

Foul/Penalty Chart

FOUL/PENALTY CHART (APPENDIX IV)								
Foul Name	Ball Status	Description	Penalty	Charged to	Resumption of Play	Count toward DQ?	Count toward bonus	Count toward ejection?
Personal	Live	Committed by player, illegal contact with an opponent.	Free throw(s) to offended player when shooting or when in bonus, except for player-control foul or team-control foul.	Offending player	Throw-in at a designated spot to an offended team when not shooting or not in bonus or when a player-control or team-control foul. When there are free throw(s), throw-in to opposing team after free throw(s) (from any point behind the end line when last free-throw is successful) or live ball.	Yes	Yes	No
Common	Live (a subset of personal fouls)	Personal when not shooting, not flagrant, or not part of a multiple, double or simultaneous.	Free throw(s) to offended team when in bonus, except for player-control or team-control foul.	Offending player	Throw-in at designated spot to offended team when not in bonus or when team-control or player-control foul. When one-and-one, live ball when a free throw is missed. When both free throws are good, opposing team throw-in from any point behind the end line.	Yes	Yes	No
Player Control	Live	Common foul committed by a player when he is in control of the ball.	No free throw(s).	Offending player	Throw-in to offended team at designated spot.	Yes	Yes	No
Team Control	Live	Common foul committed by player on team with team control.	No free throw(s).	Offending player	Throw-in to offended team at designated spot.	Yes	Yes	No
Flagrant 1 Personal	Live	A personal foul that is excessive, but not based on the severity of the act.	Two free throws to offended player.	Offending player	Throw-in to offended team at designated spot nearest to where the foul occurred.	Yes	Yes	No
Flagrant 2 Personal	Live	Severe or extreme contact with an opponent while the ball is live.	Ejection of offender, two free throws to offended player.	Offending player	Throw-in to offended team at designated spot nearest to where foul occurred.	No	Yes	Automatic
Flagrant 2 Technical	Dead or live	Extreme unsporting conduct (non-contact) during a live ball or severe/extreme contact with an opponent during a dead ball.	Ejection of offender, two free throws.	Offending player, bench personnel or follower.	Throw-in at designated spot at division line to offended team.	No	Yes	Automatic

FOUL/PENALTY CHART (APPENDIX IV)								
Foul Name	Ball Status	Description	Penalty	Charged to	Resumption of Play	Count toward DQ?	Count toward bonus	Count toward ejection?
Contact Dead Ball Technical	Dead	Contact with opponent that is excessive but does not rise to the level of a Flagrant 2 foul.	Two free throws.	Offending player.	Throw-in to the offended team at division line.	Yes	Yes	Yes, one of two CLASS A (AA) technicals or in combination with two CLASS B technicals (ABB).
Class A Technical	Live or Dead	Unsporting conduct.	Two free throws.	Player, substitute, coach or bench personnel	Point of interruption. (Exceptions: Single flagrant 2 or contact dead ball technical at the division line to the offended team.	Yes	Yes	After two CLASS A(AA) or one CLASS A with two CLASS B technicals (ABB).
CLASS B Technical	Live or Dead	Involves neither contact nor causes contact with an opponent. Falls below limit of unsporting technical.	Two free throws.	Player, substitute, coach or bench personnel.	Point of interruption.	No	No	Yes, after three CLASS B (BBB) technicals or a combination of two CLASS B and one CLASS A (ABB).
Administrative Technical	Live or Dead	Not specific to an individual's conduct.	Two free throws(Exception: 10-2.2.a Penalty)		Point of interruption.	No	No	No

FOUL/PENALTY CHART (APPENDIX IV)								
Foul Name	Ball Status	Description	Penalty	Charged to	Resumption of Play	Count toward DQ?	Count toward bonus	Count toward ejection?
Double Personal	Live	Two opponents commit fouls against each other at approximately the same time.	No free throws.(Exception: 10-1 Penalty f)	Players	Point of interruption. (Exception: 10-1 Penalty f)	Yes	Yes	No
Double Flagrant 2 Personal	Live	Two opponents commit fouls against each other at approximately the same time.	No free throws.	Players	Point of interruption.	No	Yes	Yes
Double Flagrant 1 Personal	Live	Two opponents commit fouls against each other at approximately the same time	No free throws.	Players	Point of interruption	Yes	Yes	No
Simultaneous Personal	Live	Committed by each team at approximately the same time but not by opponents against each other.	No free throws.(Exception: 10-1 Penalty f)	Player	Point of interruption. (Exception: 10-1 Penalty f)	Yes	Yes	No
Double Technical	Live or dead	Two opponents commit fouls against each other at approximately the same time.	No free throws unless one of the technicals is a flagrant 2.	Players, bench personnel or follower	Point of interruption unless one of the technicals is a flagrant 2 technical.	CLASS A	CLASS A	Yes
Double Flagrant 2 Technical	Live or dead	Two opponents commit fouls against each other at approximately the same time.	No free throws.	Players, bench personnel or follower	Point of interruption.	No	Yes	Yes
Simultaneous Technical	Live or dead	Occurs when there is a technical foul committed by each team at approximately the same time, not by opponents against each other.	No free throws unless one of the technicals is a flagrant 2.	Player, bench personnel or follower	Point of interruption unless one of the technicals is a flagrant 2 technical..	CLASS A	CLASS A	Yes

FOUL/PENALTY CHART (APPENDIX IV)								
Foul Name	Ball Status	Description	Penalty	Charged to	Resumption of Play	Count toward DQ?	Count toward bonus	Count toward ejection?
Multiple	Live	Two or more opponents commit personal fouls against the same opponent at approximately the same time.	One free throw for each foul: 1. No try involved 2. Successful or unsuccessful 2-pt. try 3. Successful 3-pt. try. Two free throws for each foul: 1. flagrant 1 or flagrant 2 foul 2. Unsuccessful 3-pt. try	Player	Administer free throw penalty. For team-control fouls or flagrant fouls, throw-in from designated spot.	Yes	Yes	No
False Multiple	Live or dead	Two or more fouls by the same team such that the last foul is committed before the game clock is started after it is stopped for the first and such that at least one of the attributes of a multiple foul is absent.	Each foul carries its own penalty.	Player, bench personnel or follower	When the last foul is a single flagrant technical or a single contact dead ball technical, the ball shall be put into play as though the last foul were the only one administered. When one of the fouls is a single or double technical (not flagrant) or any double personal or simultaneous personal foul, point of interruption.	Yes	Yes	No
False Double	Live or dead	Fouls by both teams before the game clock is started after it is stopped for the first but an aspect of double fouls is missing	Each foul carries its own penalty.	Player, bench personnel or follower	When the last foul is a single flagrant technical or a single contact dead ball technical, the ball shall be put into play as though the last foul were the only one administered. When one of the fouls is a single or double technical (not flagrant) or any double personal or simultaneous personal foul, point of interruption.	Yes	Yes	No

Appendix V

Major Rules Differences

2013-14 MAJOR BASKETBALL RULES DIFFERENCES (Men's and Women's)

ITEM	NFHS	NCAA
Blood/Contacts	Player with blood directed to leave game (may remain with charged timeout); player with lost/irritated contacts may remain in the game with reasonable time to correct	Women – Player with blood or lost/irritated contact may remain in game if remedied within 20 seconds or charged timeout Men – Same as Women, except allows a reasonable time to correct contact lens
Coaching Box Size Loss of Use	State option, 14-foot box maximum If coach is charged with any technical foul	Extends from 28-foot mark to end line No rule
Delay-of-Game Warnings	One warning for any of four delay-of-game situations; subsequent delay for any of four – technical foul	One warning for each delay-of-game situation; subsequent delay for that situation – technical foul
Disqualification/ Ejection Players/Bench Personnel Player Participates after DQ	Disqualification – Fifth personal Ejection – Single flagrant; second technical Direct technical foul charged to head coach	Men – Same as NFHS, except ejection on 2nd Class A or 3rd Class B technical foul Women – Same as NFHS Men – Flagrant 2 technical foul charged to offender; also Class A to head coach Women – Flagrant 2 technical to offender
Double Foul	Point of interruption for all double fouls	Point of interruption for all double fouls unless one of the fouls is a flagrant foul. (Men) Exception: 10-1-Penalty f.

NOTE: These differences do not include court markings; equipment; length of periods, game and overtime; officials' signals and mechanics, etc.

ITEM	NFHS	NCAA
Fighting	Ejection	Ejection. One game suspension followed by season suspension – team and coaches
Free-Throw Free-Thrower Injured	Normal substitution permitted	Men – If unable to attempt freethrows, opposing coach selects from four remaining players unless a flagrant foul or bleeding player Women – Same as NFHS
Players on Lane	Either offense or defense may occupy marked lane spaces two or three, within number limits	Same as NFHS
Restrictions - Violation	Restrictions end when ball touches ring or backboard or free throw ends	Restrictions end on release of the ball for players in marked lane spaces
Goaltending	Player touches the ball during a try/tap while it is in its downward flight entirely above the basket ring level and has the possibility of entering the basket in flight	Same as NFHS and includes a ball that is touched after it contacts the backboard when it is above the ring level is considered to be on its downward flight
Guarding Closely Guarded	Holding or dribbling in front court at 6-foot distance	Men – Same as NFHS Women – Holding only, front/back court, 3-foot distance
Legal Position	May be established anywhere on the court	Secondary defender may not establish initial legal guarding position in 3-foot restricted area under the basket.
Jump Ball	Re-jump before team control is established must be by players involved	Re-jump before team control is established may be by any two players
Officials on Court – Jurisdiction Begins	Fifteen minutes before start	Men - One at 20 minutes Women - On floor at 15 min. Both - One official must remain on the court during pregame.
Player-Control Foul	Includes airborne shooter	Men – No airborne shooter Women – Same as NFHS
Player Out of Bounds	Violation called as soon as player leaves the court for an unauthorized reason	Violation called when player returns and is first to touch ball inbounds
Shot Clock	No rule	Men – 35 seconds Women – 30 seconds
Stop Clock	No rule	After made basket with 59.9 seconds or less in second half or overtime

NOTE: These differences do not include court markings; equipment; length of periods, game and overtime; officials' signals and mechanics, etc.

ITEM	NFHS	NCAA
Team-control Fouls	Ball awarded out of bounds (no bonus free throws). Team control exists during a throw-in	Same as NFHS
Technical Fouls Types	Direct & Indirect – Only applies to the head coach; direct for his/her behavior, indirect for penalty to bench personnel	Men- Class A and Class B technical fouls Women- Same as NFHS Both- Administrative technical fouls
Count Toward	Team-foul total Disqualification – five personal fouls (all team members) Ejection – two technical fouls (all team personnel)	Men- Class A count toward team-foul total, disqualification and ejection, Class B count toward ejection Women- Same as NFHS Both- Administrative technical fouls do not count toward team-foul total, disqualification or ejection
Resuming Play	Throw-in to offended team opposite table	Point of interruption, except Men- Throw-in to offended team at division line for flagrant 2 and contact dead ball technical fouls Women- Throw-in to offended team at point of interruption for flagrant 2 and contact dead ball technical fouls and for an excessive time-out
Ten-Second Rule	Must advance from back court	Same as NFHS
Throw-in – Opponent Crosses Plane	May not cross boundary plane until ball has been released by thrower – violation and team warning, followed by technical foul	Men- May not cross boundary plane until ball has crossed boundary plane – violation Women- May not cross boundary plane until ball has crossed boundary plane- team warning followed by technical foul
Timeout(s) Excessive	Technical foul	Men- Two shots and point of interruption Women- Two shots and throw-in to offended team at the point of interruption
Number & Length	Three 60-second and two 30-second timeouts per game	Media – Four 30-second and one 60-second Non-Media – Four 75-second and two 30-second
Reduction	Reduced if both teams are ready	Reduced if calling team notifies official (non-media only)
Request	Recognized when a player is in control	Shall not be recognized when an airborne player's momentum carries him/her out-of-bounds or into back court

NOTE: These differences do not include court markings; equipment; length of periods, game and overtime; officials' signals and mechanics, etc.

ITEM	NFHS	NCAA
Return From	Technical foul for failure to have all players return at approximately the same time	No rule
TV Replay Monitor	Authorized by state association for game-ending situations in state tournament contests	Permitted for specific game situations
Unconscious Player	No return without M.D. or D.O. authorization	No rule. NCAA requires a concussion plan.
Uniforms		
Color of Jersey	Home shall wear white and visitor contrasting dark	Home shall wear light and visitor contrasting dark, except altered by mutual consent
Jersey Design	Torso defined by area from base of neckline to bottom of jersey and from side insert to side insert; no design restrictions outside torso	Neutral zone measured 5 inches from top of shoulder to bottom of jersey and 12 inches in width from center of neckline (front and back); no design restrictions outside neutral zone; only player/institutional name and player number and 15% tonal color shift permitted in neutral zone; no design restrictions outside the neutral zone.
Pants/Shorts	No rule	Must be the same predominant color of the neutral zone
Undershirt	Individual player must have same length sleeves	May not extend below the elbow and be a color similar to that of the game jersey.
Arm-compression Sleeve	White, black, beige or solid school color	Must be solid color--black, white, beige or any color in jersey. Same for undergarments below pants.
Headband/ Wristbands	White, black, beige or solid school color	White, black, beige or jersey color
Worn	Jerseys designed to be worn outside the game pants permitted; jerseys/pants may not be removed within visual confines of playing area	Jerseys worn outside the game pants prohibited; no rule regarding removal
Penalty for illegal jersey/number	Direct technical foul charged to head coach	Administrative technical foul
Videotape	Illegal to use during the game or intermission for coaching	Illegal only at courtside

NOTE: These differences do not include court markings; equipment; length of periods, game and overtime; officials' signals and mechanics, etc.

Appendix VI

Timeout Comparison Chart

Type of Game	Team Timeouts 1st Half	Team Timeouts 2nd Half	Team Timeouts Extra Periods	Electronic Media Timeouts 1st Half	Electronic Media Timeouts 2nd Half	Media Timeouts Extra Periods
NO electronic-media timeout format	Four 75-second and two 30-second timeouts per team per regulation game. All carry over to second half if not used in first half.	Any not used in first half.	Any not used in regulation or any prior extra period(s) plus one 75-second timeout per team for each extra period.	None	None	None

Type of Game	Team Timeouts 1st Half	Team Timeouts 2nd Half	Team Timeouts Extra Periods	Electronic Media Timeouts 1st Half	Electronic Media Timeouts 2nd Half	Media Timeouts Extra Periods
Electronic-media timeout format with FEWER THAN three electronic-media timeouts in at least one half.	Same as above.	Same as above.	Same as above.	Either none, one or two depending on the media agreement. Length determined by media agreement. Each shall occur at the first dead ball after the minute mark specified in the media agreement. When either team uses a 75-second timeout in the half, that timeout replaces the next agreed-upon media timeout of the half. First team called timeout of second half becomes the media timeout of the half.	Either none, one or two depending on the media agreement. Length determined by media agreement. Each shall occur at the first dead ball after the minute mark specified in the media agreement. When either team uses a 75-second timeout in the half, that timeout replaces the next agreed-upon media timeout of the half. First team called timeout of second half becomes the media timeout.	None

Type of Game	Team Timeouts 1st Half	Team Timeouts 2nd Half	Team Timeouts Extra Periods	Electronic Media Timeouts 1st Half	Electronic Media Timeouts 2nd Half	Media Timeouts Extra Periods
Electronic-media timeout format with AT LEAST three electronic-media timeouts in either half.	Four 30-second timeouts and one 60-second timeout per team.	Each team carries over any unused timeouts from the first half but cannot carry more than three 30-second timeouts each. The fourth is lost if it was not used in the first half.	Any not used in regulation, second half or any previous extra period(s) plus one extra 30-second timeout per team per extra period.	When using THREE electronic-media timeouts, they occur after the 15-, 10- and 5-minute marks, depending on the media agreement. When using FOUR electronic-media timeouts, they occur after the 16-, 12-, 8- and 4-minute marks. Neither team's 60-second timeout can be extended by media agreement.	When using THREE electronic-media timeouts - they occur after the 15-, 10- and 5-minute marks, depending on the media agreement. When using FOUR electronic-media timeouts, they occur after the 16-, 12-, 8- and 4-minute marks. The first timeout called by either team in this half only shall become a media timeout and shall not replace the first media timeout. It shall be 75 seconds or the length determined by media agreement. Neither team's 60-second timeout can be extended by media agreement.	The first team-called timeout in each period may become a media timeout, if that is part of the media agreement.

Appendix VII

Concussions

A concussion is a brain injury that may be caused by a blow to the head, face, neck or elsewhere on the body with an “impulsive” force transmitted to the head. Concussions can occur without loss of consciousness or other obvious signs. A repeat concussion that occurs before the brain recovers from the previous one (hours, days or weeks) can slow recovery or increase the likelihood of having long-term problems. In rare cases, repeat concussions can result in brain swelling, permanent brain damage, and even death.

Recognize and Refer: To help recognize a concussion, watch for the following two events among your student-athletes during both meets and practices:

1. A forceful blow to the head or body that results in rapid movement of the head.

-AND-

2. Any change in the student-athlete’s behavior, thinking, or physical functioning (see signs and symptoms).

SIGNS AND SYMPTOMS

Signs Observed by Coaching Staff

- Appears dazed or stunned.
- Is unsure of score or opponent.
- Moves clumsily.
- Answers questions slowly.
- Loses consciousness (even briefly).
- Shows behavior or personality changes.
- Can’t recall events before hit or fall.
- Can’t recall events after hit or fall.

Symptoms Reported by Student-Athlete

- Headache or “pressure” in head.
- Nausea or vomiting.
- Balance problems or dizziness.
- Double or blurry vision.
- Sensitivity to light.
- Sensitivity to noise.
- Feeling sluggish, hazy, foggy or groggy.
- Concentration or memory problems.
- Confusion.
- Does not “feel right.”

An athlete who exhibits signs, symptoms, or behaviors consistent with a concussion, either at rest or during exertion, should be **removed immediately from practice or competition** and should not return to play until cleared by an appropriate health care professional.

IF A CONCUSSION IS SUSPECTED:

1. **Remove the student-athlete from play.** Look for the signs and symptoms of concussion if your student-athlete has experienced a blow to the head. Do not allow the student-athlete to just “shake it off.” Each individual athlete will respond to concussions differently.
2. **Ensure that the student-athlete is evaluated right away by an appropriate health care professional.** Do not try to judge the severity of the injury yourself. Immediately refer the student-athlete to the appropriate athletics

medical staff, such as a certified athletic trainer, team physician or health care professional experienced in concussion evaluation and management.

3. **Allow the student-athlete to return to play only with permission from a health care professional with experience in evaluating for concussion.** Allow athletics medical staff to rely on their clinical skills and protocols in evaluating the athlete to establish the appropriate time to return to play. A return-to-action progression should occur in an individualized, step-wise fashion with gradual increments in physical exertion and risk of contact. Follow your institution's physician supervised concussion management protocol.
4. **Develop a game plan.** Student-athletes should not return to play until cleared by the appropriate athletics medical staff. In fact, as concussion management continues to evolve with new science, the care is becoming more conservative and return-to-play time frames are getting longer. Coaches should have a game plan that accounts for student-athletes to be out for at least the remainder of the day.

For further details please refer to the "NCAA Sports Medicine Handbook Guideline on Concussions" or online at www.NCAA.org/health-safety and www.CDC.gov/Concussion.



Appendix VIII

Official Men's Basketball Signals

Starting and Stopping Clock



Start Clock



Stop Clock



Stop Clock for Foul




Stop Clock for
Jump Ball

Timeouts



30-second Timeout



60-second Timeout



Directional Signal or Media
Timeout: Point Toward Table

Violations




Throw-in Spot or Designated Spot Violation



Five-second Violation




10-second Violation



Three-second Violation



Kicking Violation

Violations**Excessive Swinging of Elbows****Traveling Violation****Illegal Dribble Violation****Over and Back or Palming/Carrying Violation****Shot Clock Violation**

Fouls



Holding Foul



**Pushing or
Charging Foul**



Hand-checking Foul




Player Control Foul



Technical Foul



**Illegal Use of
Hands Foul**




**Flagrant 1
Personal Foul**





**Intentional Foul:
Excessive Contact**






Blocking Foul

Fouls**Double Foul****Hit to the Head****Tripping****Team-Control/Player-Control Foul****Walk Under Shooter or Passer****POV Foul**

Information**Foul: Optional 'Bird Dog'****Beckon Substitute****Tipping the Ball****No Score**

Information**Shot Clock Reset****Foul Reporting****Delayed-Dead Ball:
Withheld Whistle****Not Closely Guarded****"Note the time"**

Scoring/Shooting**Goal Counts or is Awarded****Two Free Throws****Bonus Free Throw****Three Free Throws**

Scoring/Shooting**One Free Throw****Three-Point Attempt****Three-Point Successful****Visible Count**

Index to Rules

Term	Page	Term	Page
A			
Act of Shooting.....	57	Cylinder, definition.....	85
Airborne shooter, definition.....	44	D	
Alternating-possession procedure.....	67	Dead ball	
Alternating Possession Situation.....	67	becomes or remains.....	68
B			
Backboards		does not become dead.....	68
see equipment.....	22	Delays,	
Back Court		definition.....	45
violation.....	83	penalty.....	91
Ball		Designated spot, definition.....	72
see equipment.....	24	Disposal of ball	
Basket		definition.....	46
definition.....	19	free - thrower.....	75
see equipment.....	24	Disqualified player, definition.....	46
Basket interference		Dribble	
definition.....	84	definition.....	46
penalties.....	85	double dribble.....	82
violations.....	84	interrupted dribble.....	47
Batting the ball		Dunk, definition.....	56
definition.....	44	E	
Beginning/end of period		Ejection, definition.....	47
(see <i>period</i>).....	58	Elastic power.....	32
Bench Area		Entering player.....	41
penalty.....	96	Equipment	
restrictions.....	95	backboards	
Benches, team.....	27	dimensions, materials.....	22
Bench personnel, definition.....	44	LED lights.....	26
Bleeding.....	60	logos/names.....	25
Blocking/charging.....	44	padding.....	22
Bonus free throw.....	74	positions.....	23
Boundary lines		red light.....	26
definition.....	44	support systems.....	23
C			
Charging/blocking.....	44	ball	
Clock, game,		logos/names.....	25
display.....	26	provided by.....	25
shot clocks.....	26	specifications.....	24
starting game.....	59	baskets	
topping game.....	60	material.....	24
Closely guarded.....	49	position.....	23
Continuous motion, definition.....	44	ring.....	24
Control		size.....	24
alternating - possession procedure, defini- tion.....	45	game - clock display.....	26
player.....	45	logos/names/equipment.....	25
team.....	45	players'.....	30
Correctable errors.....	38	possession indicator.....	27
Court/markings		scoreboard.....	26
center circle.....	20	scorers'/timers' table.....	27
coaching box.....	22	shot - clock display.....	26
dimensions.....	19	team benches.....	27
division line (<i>half court</i>).....	20	testing and approval.....	24
end lines.....	19	Excessive timeouts.....	91
free - throw lane markings.....	20	Extra period	
lines, other markings.....	19	timeouts.....	61
logos/names.....	25	timing.....	59
three - point field - goal line.....	22	F	
Courtside Monitor.....	98	Fighting	
		definition.....	96
		penalty.....	92
		reporting procedures (<i>-Appendix I</i>).....	102

Term (Rule–Section.Article)	Page	Term (Rule–Section.Article)	Page
suspensions.....	96	on person without ball.....	49
Followers		H	
technical foul.....	91	Hands/arms, legal use.....	50
Forfeit		Held ball	
definition.....	57	alternating-possession situations	67
scoring	57	definition.....	
statistics	58	Holding	51
technical foul forfeiture.....	97	I	
Foul		Inadvertent whistle	51
common.....	47	Incidental contact	51
definition.....	47	Interrupted Game	58
disqualified player.....	46	J	
double personal.....	47	Jump ball	
double technical.....	48	definition.....	66
false double.....	49	position for.....	66
false multiple.....	49	violation.....	82
flagrant 1 personal	47	Jump stop.....	52
flagrant 2 personal	48	K	
flagrant 2 technical	48	Kicking the ball	81
multiple.....	49	L	
personal.....	47	Live Ball.....	66
player control.....	47	Location of player.....	52
simultaneous personal.....	48	Logos/names	
simultaneous technical.....	49	backboard.....	25
team control.....	47	ball.....	25
technical.....	48	court, commercial.....	25
Free throw		N	
10-second limit	78	No contest/forfeit	57
ball in play		Noisemakers, artificial	91
after false double foul.....	77	O	
after false multiple foul.....	77	Officials	
when missed	77	approval of score.....	33
bonus.....	74	correctable errors	38
injured player	42	duties related to conduct.....	34
lane markings	20	duties related to game	33
line markings	19	duties with replay/TV equipment.....	98
multiple.....	74	elastic power.....	32
next play	76	jurisdiction.....	32
positions during attempt.....	75	referee	
provisions.....	74	duties during game	33
violation penalties		duties pregame.....	33
by each team, not simultaneous	79	replay, use of	98
by each team, simultaneous.....	80	scorer duties	34
by free - thrower.....	79	shot - clock operator duties	37
by free - thrower's team.....	79	signals	
by opponent.....	79	fouls	35
who attempts		illustrated.....	120
personal fouls	74	officials' duty	33
substitute	74	throw - ins	34
technical fouls.....	75	television monitors.....	98
Front court/back court		timer's duties	35
definition.....	83	umpires	32
violation.....	83	when decisions differ.....	32
Fumble, definition	49	Out of bounds	
G		ball.....	69
Game		ball awarded	69
how started.....	66	ball caused to go out.....	69
objective.....	19	ball in play from.....	70
Goal, definition	56	ball touched simultaneously/officials' doubt.....	69
Goaltending		player	69
definition.....	85	violation.....	80
penalties	85	Overtime (see extra period)	59
situations.....	85		
Guarding			
definition.....	49		
legal position			
on person with ball.....	49		

Term (Rule–Section.Article)	Page	Term (Rule–Section.Article)	Page
P		T	
Pass.....	52	Tap.....	56
Penalty.....	52	Team	
Periods		captain.....	40
beginning.....	58	composition.....	40
end.....	58	lineup.....	40
how started.....	66	member, definition.....	55
length of.....	58	Technical foul.....	96
Personal foul		administrative.....	90
by dribbler.....	87	bench.....	93
by players.....	87	CLASS A.....	92
by screener.....	88	CLASS B.....	94
penalties		double flagrant.....	96
exception.....	90	double technical.....	48
free throws.....	88	simultaneous.....	49
Pivot.....	52	suspensions.....	96
Player		Television replay equipment.....	95
defined.....	40	Ten-second violation.....	82
number of players.....	40	Three-second lane.....	82
penalty.....	91	Three-second violation.....	82
starting lineup/squad list.....	90	Throw - in	
Point of interruption.....	71	count.....	72
Post player.....	53	definition.....	72
Protests.....	58	end of.....	72
		resumption of play.....	70
R		start.....	72
Rebound.....	53	violation.....	80
Replay equipment.....	98	Tie score.....	59
Restricted area.....	88	Timeout	
Restricted Area.....	50, 53, 88	30 - second.....	62
Restricted Area Arc.....	22, 53	charged.....	61
Resumption of play.....	53	electronic media, at least three/half.....	63
Rule.....	54	electronic media, fewer than three/half.....	63
		electronic media, lack of.....	62
S		excessive.....	65
Scoreboard.....	26	excessive (<i>penalty</i>).....	91
Scorebook.....	54	injury.....	64
Scorer duties.....	34	length.....	61
Scoring		not charged.....	65
effect of game clock running.....	57	not granted.....	65
free throw.....	57	number allowed.....	61
opponent's basket.....	56	starting clocks.....	59
points awarded for infractions.....	57	stopping clocks.....	60
three - point goal.....	56	successive.....	64
two - point goal.....	56	who requests.....	61
Screen		Traveling	
definition.....	54	definition.....	
personal foul.....	87	establishing pivot foot.....	81
secondary defender.....	50, 53, 54, 88	violation.....	81
Shooter.....	55	Try for goal	
Shot clock		airborne shooter exception.....	57
definition.....	82	definition.....	56
display.....	26		
duties of operator.....	37	U	
reset, when to stop and.....	37	Uniforms	
stopping, no reset.....	37	color, opposing teams.....	27
violation.....	82	decorations.....	29
Shot-clock try.....	83	definition.....	27
Substitute		game jerseys.....	27
definition.....	40	headbands.....	29
entry into game.....	40	logos/labels/trademarks.....	30
technical foul.....	94	names, team or player.....	28
Suspensions.....	96	neutral zone.....	27
		numbers.....	28

Term (Rule–Section.Article)	Page	Term (Rule–Section.Article)	Page
pants, game.....	27		
tonal shift.....	27		
undergarments.....	29		
undershirts.....	29		
wristbands.....	29		
Unsportsmanlike conduct			
definition.....	93		
official's penalty, bench personnel.....	93		
official's penalty, followers.....	91		
official's penalty, players.....	92		
V			
Verticality			
components.....	55		
definition.....	55		
Violations/penalties			
10 - second rule.....	82		
back court.....	83		
ball out of bounds.....	80		
basket, ball through from below.....	81		
basket interference			
penalties.....	85		
cell phones.....	95		
closely guarded.....	84		
definition of violation.....	55		
double dribble.....	82		
elbow(s).....	84		
fist.....	81		
floor - violation penalties.....	84		
free - throw			
provisions.....	74		
violation penalties.....	78		
goaltending			
penalties.....	85		
headsets.....	95		
jump ball.....	82		
kick.....	81		
player out of bounds.....	80		
shot clock.....	82		
three - second rule.....	82		
throw - in provisions.....	80		
traveling.....	81		
W			
Warm-Ups.....	27		
Winning team.....	57		

Put your NCAA Rules Books on your Mobile Devices

The NCAA is pleased to announce that “tablet” versions of upcoming NCAA Rules Books will now be available for download from NCAA Publications (www.ncaapublications.com).

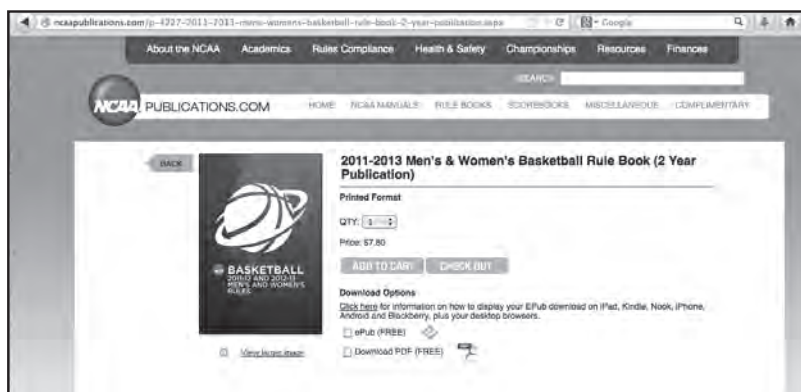
The flexible-layout format allows readers to choose the best reading experience for **ANY** device or environment. This electronic version will also feature a fully hyper-linked index.

Enhanced PDF Download

In 2013, the latest PDF NCAA Rules Books editions will contain interactive features, such as a hyper-linked index and table of contents. In the near future you can also expect hyper-links to major rule changes and points of emphasis, where applicable.

Inclusive Distribution and Display of eBooks

Download your NCAA Rules Books Reader Guide (PDF) for the latest tips on displaying the (ePub) download on your iPhone, iPad, Kindle, Nook, BlackBerry, desktop and browser. The guide also has tips for best experiences on the interactive PDF. All ePub downloads meet the guidelines of the NCAA Inclusion Forum regarding equal accessibility.



The screenshot shows the NCAA Publications website interface. At the top, there is a navigation menu with links for "About the NCAA", "Academics", "Rules Compliance", "Health & Safety", "Championships", "Resources", and "Finances". Below this is a search bar and a secondary navigation bar with links for "HOME", "NCAA MANUALS", "RULE BOOKS", "SCOREBOOKS", "MISCELLANEOUS", and "COMPLIMENTARY". The main content area features a product listing for the "2011-2013 Men's & Women's Basketball Rule Book (2 Year Publication)". The product image shows a basketball with the text "BASKETBALL 2011 AND 2012 MEN'S AND WOMEN'S RULES". To the right of the image, the product title is displayed, followed by "Printed Format", a quantity selector set to "1", and a price of "\$7.80". There are "ADD TO CART" and "CHECK OUT" buttons. Below the product information, there is a "Download Options" section with a link for more information and two options: "ePub (FREE)" and "Download PDF (FREE)".

To download your ePub, go to www.ncaapublications.com. Then click through to the Rules Book and find the ePub. Check the box in front of ePub, and download. Instructions on ePub downloads are also included on the page.



Sportsmanship is a core value of the NCAA. The NCAA Committee on Sportsmanship and Ethical Conduct has identified **respect** and **integrity** as two critical elements of sportsmanship and launched an awareness and action campaign at the NCAA Convention in January 2009.

Athletics administrators may download materials and view best practices ideas at the website below: **www.NCAA.org**, then click on **“Student-Athlete Programs,”** then **“Sportsmanship”** and select the **“Resources/Best Practices”** tab.



The NCAA salutes the more than
450,000 student-athletes
participating in **23 sports** at
more than **1,100** member institutions

