

# Critical behaviour and ultrametricity of Ising spin-glass with long-range interactions

Luca Leuzzi

Dipartimento di Fisica, Università di Roma *La Sapienza*  
P. A. Moro 2, 00185 Roma (Italy)

5th February 2020

## Abstract

Ising spin-glass systems with long-range interactions ( $J(r) \sim r^{-\sigma}$ ) are considered. A numerical study of the critical behaviour is presented in the non-mean-field region together with an analysis of the probability distribution of the overlaps and of the ultrametric structure of the space of pure states in the frozen phase. Also in presence of diverging thermodynamical fluctuations at the critical point the behaviour of the model is shown to be of the RSB type and there is evidence of a non-trivial ultrametric structure. The parallel tempering algorithm has been used to simulate the dynamical approach to equilibrium of such systems.

## The Long-Range Spin-Glass Model

The greatest incentive to study spin-glasses with long-range interactions is that they are conceptually half-way between the SK model, exactly solvable in mean-field theory, and the more realistic short-range models, with nearest-neighbour interactions. Long-range spin-glass models are particularly interesting because already in one dimension they show a phase transition between the paramagnetic and the spin-glass phase. So it is possible to study this transition, also out of the range of validity of mean-field approximation, in a relative easier way in comparison with theories with short-range interactions

below upper critical dimension. Furthermore these one-dimensional models serve as a clarifying, qualitative, analogy for short-range models in higher dimensions.

The Hamiltonian of these kind of systems is:

$$\mathcal{H} = - \sum_{i < k} J_{ik} s_i s_k, \quad (1)$$

where  $i = 1, N$ , the size of the system, the  $s_i$  are Ising spin variables and the  $J_{ik}$  are quenched, Gaussian random variables. They have mean zero and variance:

$$\overline{J_{ik}^2} = \frac{C(\sigma)^2}{|i - k|^{2\sigma}}, \quad (2)$$

where  $C(\sigma)$  is just a normalizing factor, such that  $\sum_{ik} \overline{J_{ik}^2} = N$ ; periodic boundary conditions have been used (i.e.  $i - k = N - i + k$  for  $i - k > \frac{N}{2}$ ).

Already in one dimension the long-range systems show different behaviours varying the value of  $\sigma$ . First of all, to allow thermodynamical convergence we must have  $\sigma > 1/2$  [1]. For  $1/2 < \sigma \leq 2/3$  a continuous phase transition is present, describable in the mean-field theory approximation; the limit  $\sigma_{mf} = 2/3$  is found in the renormalization approach from the dimension of the coupling constant. Using the replica trick, in fact, we are able to get the Landau-Ginzburg effective Hamiltonian corresponding to the Hamiltonian (1). In  $d$  dimensions it is:

$$\begin{aligned} \mathcal{H} = & \frac{L^d}{4} \int \frac{d^d q}{(2\pi)^d} (q^{2\sigma-d} + m_0^2) \sum_{a \neq b} |\tilde{Q}^{ab}(q)|^2 + \\ & + \frac{g_0}{3!} \int d^d x \sum_{a \neq b \neq c} Q^{ab}(x) Q^{bc}(x) Q^{ca}(x) \end{aligned} \quad (3)$$

and the dimension of the coupling constant is, then,

$$d_g = 3\sigma - 2 \quad (4)$$

for  $d = 1$ . So it is irrelevant for  $\sigma < 2/3$  (or marginal for  $\sigma = 2/3$ ). When  $2/3 < \sigma < 1$  the phase transition is supposed to be still present but we are in an infrared divergent regime causing mean-field theory to loose consistency at the critical temperature: it is then necessary to renormalize in order to find the correct critical indices. In the case  $\sigma = 1$  is not yet clear what kind of transition there is. Kotliar *et al.* [2] supposed a behaviour similar to the

analogous case of the long-range ordered magnetic systems with interactions decaying like  $1/r^2$ , in which Anderson *et al.* [3] and then, in a version for general discrete models, Cardy [4], had found a KT-like phase transition [5], Anyway nothing rigorous has been proved until now for this value of  $\sigma$ . Finally, for  $\sigma > 1$ , there is only one Gibbs thermodynamical state at all temperature, as rigorously proved in [6].

There is, actually, an analogy with the critical behaviour of short-range systems. Starting from the lowest allowed value of the exponent driving the intensity of the bonds and increasing it, we can observe behaviours qualitatively similar to those of short-range models in different dimensions: from mean-field ( $d \geq 6$ ) to infrared divergent regime and up to the case of absence of phase transition.

Our contribution has been to determine the critical temperatures and the critical indices in the regime of diverging fluctuations at the critical point for different long-range systems (different values of  $\sigma$ ). Besides we have examined the ultrametric structure, getting various hints about its existence also in the region of infrared divergences, therefore sustaining the idea that the ultrametric property is an intrinsic spin-glass property, and that it doesn't depend on mean-field theory formulation, in which framework it was initially derived.

We have done numerical simulations of these systems with different power-law behaviours, i.e. changing the value of the exponent  $\sigma$ . We took  $\sigma = 0.69$  and  $\sigma = 0.75$ , both beyond  $\sigma_{mf}$ . They are the same values chosen by Bhatt and Young in [7] so as to compare the common results. Every system has been simulated in different sizes so to use the finite size scaling techniques: five sizes between 32 and 512 spin have been investigated for every value of  $\sigma$ . In this way we have got the critical indices and we have compared their values with the theoretical values obtained from one-loop expansion in  $\epsilon = \sigma - \sigma_{mf}$  [2]. Moreover in every numerical run we have looked at the parallel evolution of three independent replicas (observed in the same bond configuration). In this way has been possible to study observables built from three different overlaps, that are useful to identify the ultrametric structure of the space of states of a spin-glass, also out of the mean-field range of validity.

To simulate the dynamical approach to equilibrium we have used the parallel tempering algorithm [8].

## Critical Behaviour

To determine the critical temperature we have used the finite size scaling (FSS) property of the observable:

$$g = \frac{1}{2} \left( 3 - \frac{\overline{\langle q^4 \rangle}}{(\overline{\langle q^2 \rangle})^2} \right) \quad (5)$$

called *Binder parameter*. Here  $\langle \rangle$  stands for the mean over the thermodynamical *ensemble*, while the overline represents the mean over the random distribution of the bonds. The overlap  $q$  is defined, for our numerical goal, as:

$$q = \sum_i s_i^{(1)} s_i^{(2)} \quad (6)$$

where the upper index is the real replica's one.

The finite size scaling form of the Binder parameter is:

$$g = \bar{g} \left( N^{\frac{1}{\nu}} (T - T_c) \right) \quad (7)$$

where  $N$  is the size of the system. Since at  $T = T_c$ , for every size, is  $g = \bar{g}(0)$ , the critical temperature can be deduced from different sizes  $g(T)$  intersections. To compute it, we have used the scaling behaviour of the “critical” temperature for a finite size system:

$$T_c(N) - T_c^\infty = B N^{-\theta}, \quad (8)$$

where the  $T_c(N)$  is the abscissa of the intersection point between the  $g(T)$  for the size  $N/2$  and the  $g(T)$  for the size  $N$  and  $\theta = 1/\nu$ . We have got (see figure 1):

$$T_c = 0.75 \pm 0.1 \quad , \text{ for } \sigma = 0.69, \quad (9)$$

$$T_c = 0.63 \pm 0.08 \quad , \text{ for } \sigma = 0.75. \quad (10)$$

The first result is consistent with the two estimates of [7] for  $\sigma = 0.69$ :  $T_c \sim 0.73$  and  $T_c \sim 0.78$ . However they couldn't localize the transition temperature for  $\sigma = 0.75$ . Instead, we have found that there is clearly a second order phase transition also at  $\sigma = 0.75$ , well besides the region of validity of the mean-field theory. In analogy with short-range models, we observe that the behaviour of the Binder parameter is qualitatively similar

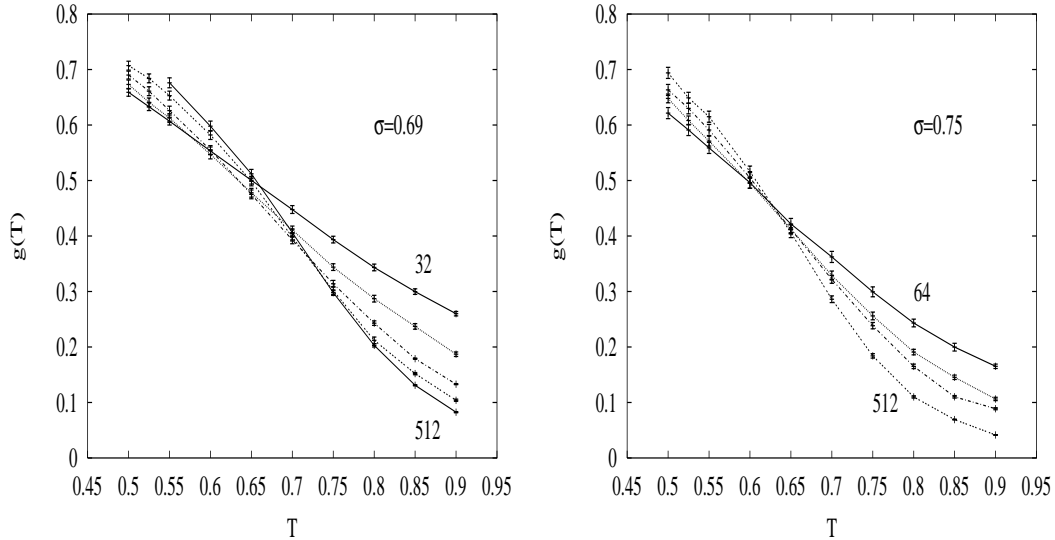


Figure 1: Binder parameter  $g$  vs. temperature for different sizes for the model with  $\sigma = 0.69$  (left) and the model with  $\sigma = 0.75$  (right). In the first case the 32 to 512 sizes are plotted, in the second one only the 64, 128, 256 and 512 are represented.

to that of three-dimensional short-range spin-glasses, far below the upper critical dimension and something over the lower critical dimension (LCD) [9].

From the  $g$ 's FSS properties we have determined also the critical index  $\nu$  [10]. We haven't used the value of the parameter  $\theta = \frac{1}{\nu}$  computed from the fit (8) because of its very large uncertainty. Instead to estimate it we have first done the derivative of  $g$  with respect to  $T$  at a given value  $g_0$ . In fact, from (7) follows:

$$\left. \frac{dg}{dT} \right|_{T_0: g(T_0)=g_0} \simeq AL^{\frac{1}{\nu}}. \quad (11)$$

We have computed the values of the derivative for the values of  $g$  corresponding to the confidence interval of the critical temperature. In this interval of  $g$ -values we have fitted the  $g(T)$  curves, in every size, with polynomials of various order (by the fact of second or third order), each time looking for the polynomial of the lowest possible order giving a fit satisfying

the  $\chi^2$  test.

For every  $g_0$  value we have got different values of the  $\left.\frac{dg}{dT}\right|_{T_0:g(T_0)=g_0}$  for different sizes. Then for every  $g_0$  we determine a  $\nu(g_0)$ . The mean value of these gives the correct exponent  $\nu$ .

For our two models we have found:

$$\nu = 3.8 \pm 0.4 \quad , \text{ for } \sigma = 0.69 \quad (12)$$

$$\nu = 4.5 \pm 0.2 \quad , \text{ for } \sigma = 0.75. \quad (13)$$

The first result is consistent with [7], which gave  $\nu = 4.0 \pm 0.8$ , and also with the the one-loop expansion result:  $\nu_{1l} = 3 + 36\epsilon = 3.84$  (here is  $\epsilon = \sigma - 2/3 = 0.69 - 2/3$ ). For  $\sigma = 0.75$ , instead, we are really too far from  $\sigma_{cm}$  for the one-loop expansion to give a good approximation ( $\nu_{1l} = 6$ ).

To find the critical index  $\eta$  which gives the anomalous dimension of the two point correlation function at the critical temperature, we have used the FSS properties of the observable  $\chi_{sg}$ , the so-called spin-glass susceptibility, defined as

$$\chi_{sg} = \frac{1}{N} \sum_{ik} \overline{(\langle s_i s_k \rangle)^2} = N \overline{\langle q^2 \rangle}, \quad (14)$$

whose scaling behaviour is

$$\chi_{sg} = N^{2-\eta} \overline{\chi} \left( N^{\frac{1}{\nu}} (T - T_c) \right). \quad (15)$$

We have got:

$$\eta = 1.62 \pm 0.08 \quad , \text{ for } \sigma = 0.69 \quad (16)$$

$$\eta = 1.4 \pm 0.1 \quad , \text{ for } \sigma = 0.75. \quad (17)$$

The theoretical value of  $\eta$  in a long-range system, such as that described by the Hamiltonian (3), does not vary from the mean-field value going in a region of diverging thermodynamical fluctuations, because the two-point vertex function ( $\Gamma^{(2)}$ ) doesn't have any infrared divergence at the critical point.

Differently from the  $\nu$  index it has always the same dependence from the exponent  $\sigma$ ,  $\eta = 3 - 2\sigma$ . So the theoretical values are:

$$\eta_t = 1.62 \quad , \text{ for } \sigma = 0.69 \quad (18)$$

$$\eta_t = 1.5 \quad , \text{ for } \sigma = 0.75 \quad (19)$$

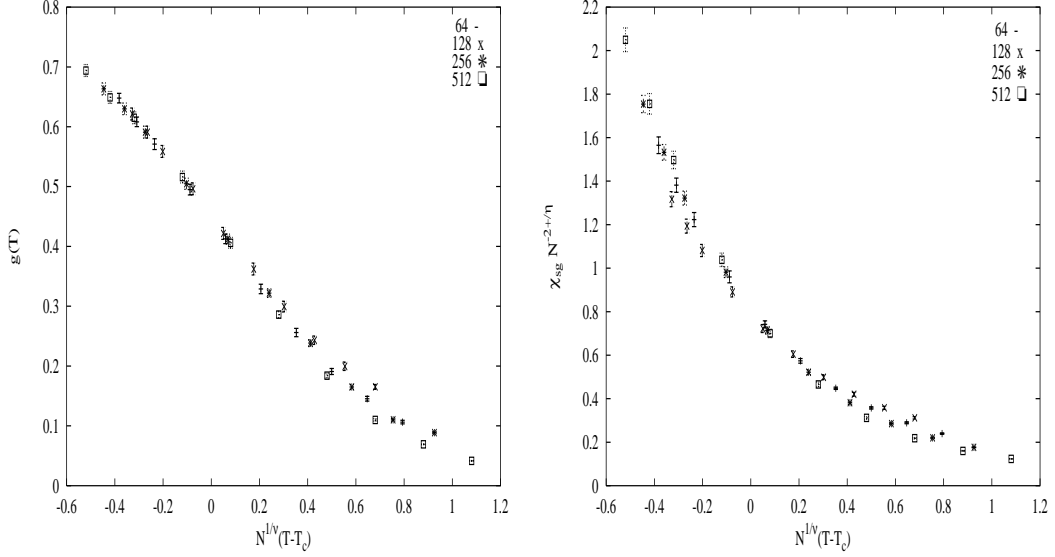


Figure 2: Scaling property of Binder parameter (*left*) and of spin-glass susceptibility (*right*).  $g(T)$  and  $\chi_{sg}N^{-2+\eta}$  vs.  $N^{\frac{1}{\nu}}(T - T_c)$  are plotted for all the sizes of the system with  $\sigma = 0.75$  ( $T_c = 0.63$ ,  $\nu = 4.5$ ,  $\eta = 1.4$ ,  $N = 64, 128, 256, 512$ ).

and our results are in total agreement with them. Using the so obtained values of the critical indices we can plot the scaling behaviour of  $g$  and of  $\chi_{sg}$  as shown in figure 2.

## $P(q)$ Analysis and Ultrametricity

The overlap probability distribution  $P(q)$  is the most powerful mean at our disposal to get informations about the pure states structure of a spin-glass in its cold phase. An analysis of its behaviour allow us to discern between the RSB frame and the trivial one, in which only two different pure states are allowed. Observing the behaviours of the probability distributions shown in figure 3 we realize that we are studying models, whose frozen phase owns a lot of stable states, including those states which are completely different and that corresponds to the region around  $q \simeq 0$ .

In fact,  $P(|q| = 0)$  does not decrease, increasing the size of the system

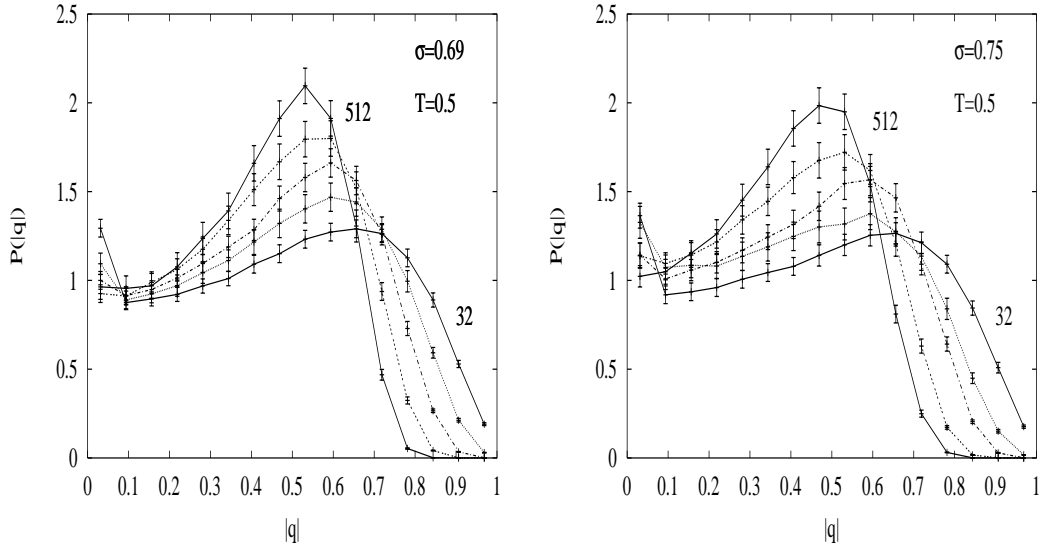


Figure 3:  $P(q)$  at  $T = 0.5$  for the long-range models with  $\sigma = 0.69$  (*left*) and  $\sigma = 0.75$  (*right*). The sizes plotted are  $N = 32, 64, 128, 256, 512$ . Increasing the size the distribution flattens toward a value of about 1, in the region  $|q| \simeq 0$ , and the peak become more and more sharp.

but settle down to a non zero value. This is the same picture we have in the mean-field case, also if we are now considering systems which cannot be treated in the mean-field approximation. The fact that these distributions don't end with a  $\delta$  function like the theoretical one in RSB theory, but go to zero continuously while  $q \rightarrow 1$ , is an expected effect of the finite size of the simulated systems.

The most relevant and particular property of the space of pure states that emerges from the above analysis is the ultrametricity, the special hierarchical structure of spin-glass states: the form of the overlap distribution  $P(q)$  enable us to state the existence of such a structure.

Besides the study of the probability distribution of the overlaps between states we can gather further hints of the existence of an ultrametric structure using some cumulants builded from the overlaps  $q_{12}$ ,  $q_{13}$  and  $q_{23}$  of three different, independent replicas. With this aim we have observed the behaviour



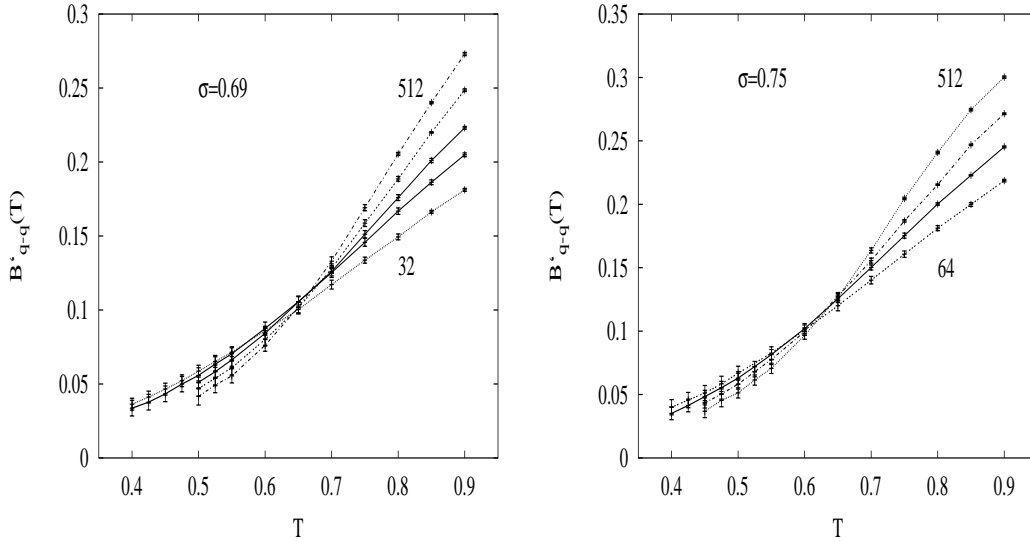


Figure 4:  $B'_{q-q}(T)$  for the two long-range systems:  $\sigma = 0.69$  (*left*), for sizes  $N = 32, 64, 128, 256, 512$ , and  $\sigma = 0.75$  (*right*), for sizes  $N = 64, 128, 256, 512$ .

of the two cumulants

$$B_{q-q} \equiv \frac{\langle (|q| - |q'|)^2 \rangle}{\langle q_M^2 \rangle} \quad \text{and} \quad (20)$$

$$B'_{q-q} \equiv \frac{\langle (q - q' \text{sign}(q_M))^2 \rangle}{\langle q_M^2 \rangle} \quad (21)$$

where  $q_M$  is the value of the overlap which has the maximum absolute value between the three,  $q$  and  $q'$  are the values of the other two overlaps ( $q, q' < q_M$ ). The measures are made in every quenched configuration, at every temporal uncorrelated interval, once the simulated system has reached equilibrium. Like  $g$ , also these observables have a finite size scaling behaviour not depending on the index  $\eta$ . Their FSS form is, in fact,

$$B_{q-q}^\# = \bar{f} \left( N^{\frac{1}{\nu}} (T - T_c) \right). \quad (22)$$

Analyzing their behaviours in the proper way we can get different checks of the existence of a complicated space of states organized in an ultrametric structure.

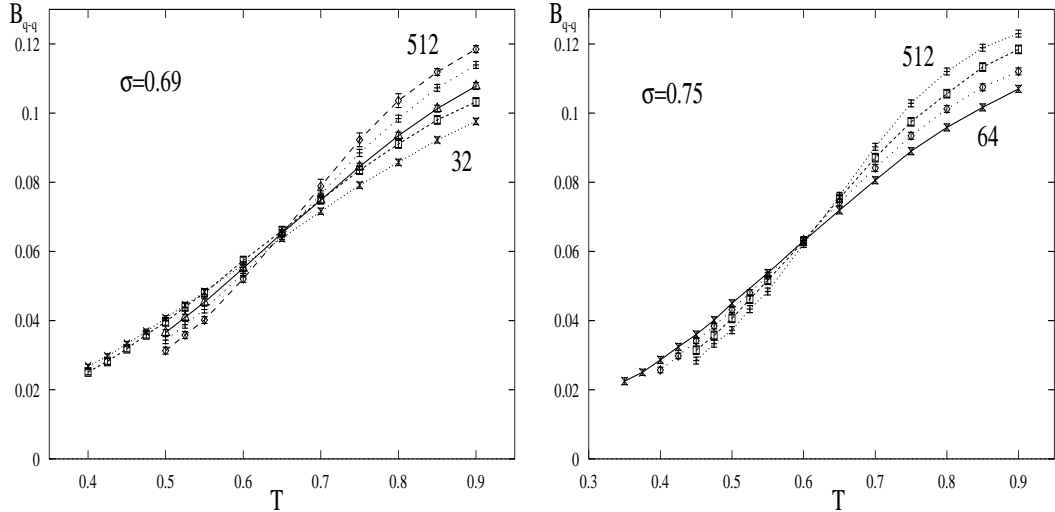


Figure 5:  $B_{q-q}$  vs. temperature for the  $\sigma = 0.69$  model and the  $\sigma = 0.75$  model (*right*). The sizes are the same as above.

If an ultrametric structure exist the cumulants  $B_{q-q}$  and  $B'_{q-q}$  should go to zero under  $T_c$  in the thermodynamical limit. The two minor overlaps, in fact, should become equal and their difference should tend to zero. This is, really, the behaviour that we noticed and that is plotted in figures 4 and 5: the  $B_{q-q}$  and the  $B'_{q-q}$  of a given system goes to zero decreasing the temperature and they do it as much faster as bigger is the size of the system.

At fixed temperature below the critical one,  $T = 0.5$ , we have fitted  $B_{q-q}(N)$  with the power-law behaviour  $A N^{-\zeta}$ . In both the long-range models considered,  $B_{q-q}$ , at  $T = 0.5$ , appear to decrease to zero with this law. The exponents are  $\zeta = 0.091 \pm 0.009$ , for  $\sigma = 0.69$ , and  $\zeta = 0.09 \pm 0.01$  for  $\sigma = 0.75$ . Because of these small values of  $\zeta$ , we would need data about systems of greater size to guarantee that  $B_{q-q}$  goes to zero below the critical point. Nevertheless the power-law decaying of the  $B_{q-q}$  towards zero is consistent with our data.

Following the behaviour from the high temperature phase the curves cross each other in the critical region (we know it from the FSS behaviour) and then tend to zero for  $T \rightarrow 0$ .

Actually, from this crossing we can have another guess of the critical temperature, just like from the Binder parameter  $g$  (see figure 6).

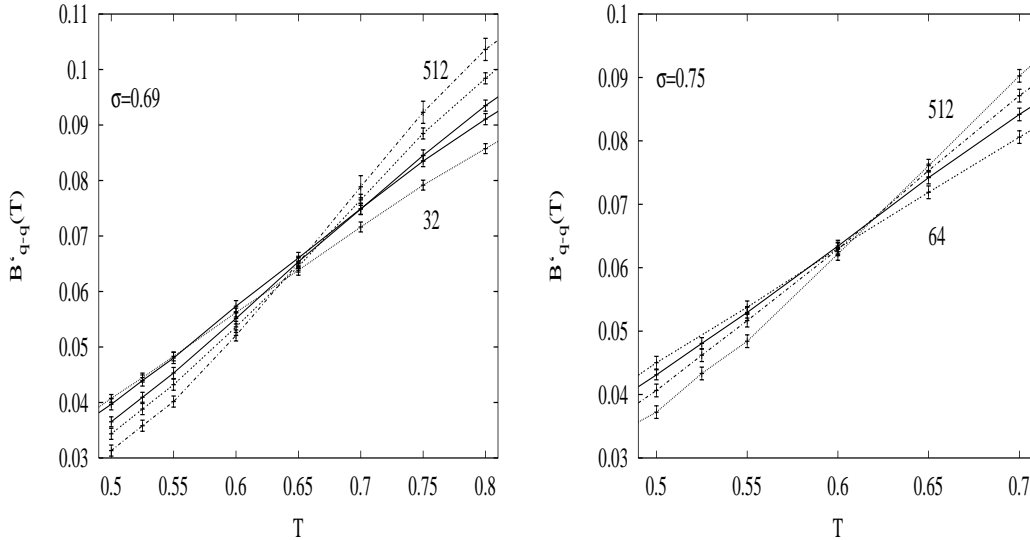


Figure 6: Detail of  $B_{q-q}$  in the critical region for the  $\sigma = 0.69$  (left) and the  $\sigma = 0.75$  model (right).

In this case, however, there is no fit of the FSS behaviour (8) satisfying the  $\chi^2$  test. Thus we simply give the average of the last points of intersection between the  $B_{q-q}(T)$  curves. The values found are:

$$\begin{aligned} T_c &= 0.65 \pm 0.08, \text{ for } \sigma = 0.69, \\ T_c &= 0.60 \pm 0.06, \text{ for } \sigma = 0.75. \end{aligned} \quad (23)$$

Anyway, this estimate coincides, within the errors, with the previous one given in (10). The errors appear to be smaller than in (10), but we underline that we couldn't manage to do the FSS's fit, neglecting, in this way, the shift of the  $T_c(N)$  towards the  $T_c$  of the system in the thermodynamic limit: the values above experience a systematic error.

As we can note from the figures the cumulant  $B'_{q-q}$  is always greater than  $B_{q-q}$ . This is due to the fact that not always  $q'\text{sign}(q_M)$  has the same sign of  $q$ : there are triples of spin configurations giving products  $qq'q_M < 0$ , that is  $\text{sign}(q'\text{sign}(q_M)) \neq \text{sign}(q)$ . This implies that sometimes the contributions  $(q - q'\text{sign}(q_M))^2$  to the mean value are bigger than the corresponding terms  $(|q| - |q'|)^2$  in  $B_{q-q}$ . The qualitative behaviour of temperature dependence,

however, is not influenced in a critical way from this differences and  $B'_{q-q}(T)$  goes to zero while  $T \rightarrow 0$  just like  $B_{q-q}(T)$ . Fitting, as before,  $B'_{q-q}$  at the fixed temperature  $T = 0.5$  with the power-law  $A'N^{-\zeta'}$ , we observe a behaviour statistically consistent with the decaying to zero. The exponents are now  $\zeta' = 0.12 \pm 0.01$  for  $\sigma = 0.69$  and  $\zeta' = 0.13 \pm 0.02$  for  $\sigma = 0.75$ .

## Conclusions

In summary, the insight we get about the one-dimensional long-range ( $J(r) \sim \frac{1}{r^\sigma}$ ) spin-glasses is that the critical behaviour satisfy the one-loop predictions for  $\sigma$  not too far from  $\sigma_{mf} = \frac{2}{3}$ , but that the first-order  $\epsilon$ -expansion fail to describe it already for  $\sigma = 0.75$ . In both examined systems we have been able to rule out a frozen phase, showing a non trivial hierarchical structure of the space of the thermodynamical states. We have built the  $P(q)$  distribution, showing the validity of the RSB Ansatz also for  $\frac{2}{3} < \sigma < 1$ , out of mean-field theory, and we have checked the existence of the ultrametric structure with the cumulant  $B_{q-q}$ .

To describe the behaviour of the one-dimensional long-range system with interactions decaying like  $1/r$  ( $\sigma = 1$ ) a few analytical works have been made until now [2] [11], based on the replica symmetric Ansatz. Our results, however, show the inconsistency of this Ansatz in the explored region of parameters and suggest that the symmetry of the replicas has to be broken in order to gain a theoretical behaviour justifying the outcome of numerical simulations.

**Acknowledgments** I am deeply indebted with Professor Giorgio Parisi for his continuous support.

## References

- [1] A.C.D. van Enter, J.L. van Hemmen, “The thermodynamic limit for long-range random systems”, *J. Stat. Phys.* **32** (1983) 141-151.
- [2] G. Kotliar, P.W. Anderson, D.L. Stein, “One-dimensional spin glass, model with long-range random interactions”, *Phys. Rev. B* **27** (1983) 602-605.

- [3] P.W. Anderson, G.Yuval *Phys. Rev. B* **1** (1970) 1522-1528.  
P.W. Anderson, G.Yuval, D.R.Hamann *Phys. Rev. B* **1** (1970) 4464-4473.  
P.W. Anderson, G.Yuval *J. Phys. C:solid St. Phys.* **4** (1971) 607-620.
- [4] J.L. Cardy, “One-dimensional models with  $1/r^2$  interactions”, *J. Phys. A: Math. Gen.* **14** (1981) 1407-1415.
- [5] J.M. Kosterlitz, D.J. Thouless, “Ordering, metastability and phase transitions in two-dimensional systems”, *J. Phys. C: Solid State Phys.* **6** (1973) 1181-1203.
- [6] M. Campanino, E. Olivieri, A.C.D. van Enter, “One-dimensional spin glasses with potential decay  $1/r^{1+\epsilon}$ . Absence of phase transitions and cluster properties”, *Commun. Math. Phys.* **108** (1987) 241-255.
- [7] R.N. Bhatt, A.P. Young, “Long-range Ising spin glasses: critical behavior and ultrametricity”, *J. Magn. Mater.* **54-57** (1986) 191-193.
- [8] K.Hukushima,K.Nemoto “Exchange Monte Carlo Method and Application To Spin Glass Simulations”, cond-mat/9512035 (1995).
- [9] E. Marinari,G. Parisi, J.J. Ruiz-Lorenzo “On the Phase Structure of the 3D Edwards Anderson Spin Glass”, cond-mat/9802211 (1998).
- [10] D. Iñiguez, G. Parisi, J.J. Ruiz-Lorenzo, “Simulations of 3 –  $d$  Ising spin glass model using three replicas: study of Binder cumulants.”, *J.Phys.A:Math.Gen.* **29**, 4337 (1996).
- [11] M.A. Moore, “One-dimensional Ising spin glass model with long-range interactions”, *J. Phys. A: Math. Gen.* **19** (1986) L211-L217.