

Gradient Descent Bit Flipping Algorithms for Decoding LDPC Codes

Tadashi Wadayama[†], Keisuke Nakamura[†], Masayuki Yagita[†],
Yuuki Funahashi^{††}, Shogo Usami^{††}, Ichi Takumi[†]

Abstract—A novel class of bit-flipping (BF) algorithms for decoding low-density parity-check (LDPC) codes is presented. The proposed algorithms, which are called *gradient descent bit flipping (GDBF) algorithms*, can be regarded as simplified gradient descent algorithms. Based on gradient descent formulation, the proposed algorithms are naturally derived from a simple non-linear objective function.

†: Nagoya Institute of Technology, ††: Meiji University.

I. INTRODUCTION

Bit-flipping (BF) algorithms for decoding low-density parity-check (LDPC) codes [1] have been investigated extensively and many variants of BF algorithms such as weighted BF (WBF) [2], modified weighted BF (MWBF) [3], and other variants [4], [5], [6] have been proposed. The first BF algorithm was developed by Gallager [1]. In a decoding process of Gallager's algorithm, some unreliable bits (in a binary quantized received word) corresponding to unsatisfied parity checks are flipped for each iteration. The successors of Gallager's BF algorithm inherit the basic strategy of Gallager's algorithm, namely, find unreliable bits and then flip them. Although the bit error rate (BER) performance of the BF algorithm is inferior to that of the sum-product algorithm or the min-sum algorithm, in general, the BF algorithm enables us to design a much simpler decoder, which is easier to implement. Thus, bridging the performance gap between BF decoding and BP decoding is an important technical challenge.

In the present paper, a novel class of BF algorithms for decoding LDPC codes is presented. The proposed algorithm, which are called *gradient descent bit flipping (GDBF) algorithms*, can be regarded as bit-flipping gradient descent algorithms. The proposed algorithms are naturally derived from a simple gradient descent formulation. The behavior of the proposed algorithm can be explained from the viewpoint of the optimization of a non-linear objective function.

II. PRELIMINARIES

A. Notation

Let H be a binary $m \times n$ parity check matrix, where $n > m \geq 1$. The binary linear code C is defined by $C \triangleq \{\mathbf{c} \in F_2^n : H\mathbf{c} = \mathbf{0}\}$, where F_2 denotes the binary Galois field. In the present paper, a vector is assumed to be a column vector. For convention, we introduce the bipolar codes \tilde{C} corresponding to C as follows: $\tilde{C} \triangleq \{(1-2c_1, 1-2c_2, \dots, 1-2c_n) : \mathbf{c} \in C\}$.

Namely, \tilde{C} , which is a subset of $\{+1, -1\}^n$, is obtained from C by using binary $(0, 1)$ to bipolar $(+1, -1)$ conversion.

The binary-input AWGN channel is assumed in the paper, which is defined by $\mathbf{y} = \mathbf{c} + \mathbf{z}$ ($\mathbf{c} \in \tilde{C}$). The vector $\mathbf{z} = (z_1, \dots, z_n)$ is a white Gaussian noise vector where z_j ($j \in [1, n]$) is an i.i.d. Gaussian random variable with zero mean and variance σ^2 . The notation $[a, b]$ denotes the set of consecutive integers from a to b .

Let $N(i)$ and $M(j)$ ($i \in [1, m], j \in [1, n]$) be $N(i) \triangleq \{j \in [1, n] : h_{ij} = 1\}$ and $M(j) \triangleq \{i \in [1, m] : h_{ij} = 1\}$ where h_{ij} is the ij -element of the parity check matrix H . Using this notation, we can write the parity condition as: $\prod_{j \in N(i)} x_j = 1$ ($\forall i \in [1, m]$) which is equivalent to $(x_1, \dots, x_n) \in \tilde{C}$. The value $\prod_{j \in N(i)} x_j \in \{+1, -1\}$ is called the i -th *bipolar syndrome* of \mathbf{x} .

B. Brief review on known BF algorithms

A number of variants of BF algorithms have been developed. We can classify the BF algorithms into two-classes: single bit flipping (single BF) algorithms and multiple bits flipping (multi BF) algorithms. In the decoding process of the single BF algorithm, only one bit is flipped according to its bit flipping rule. On the other hand, the multi BF algorithm allows multiple bit flipping per iteration in a decoding process. In general, although the multi BF algorithm shows faster convergence than the single BF algorithm, the multi BF algorithm suffers from the oscillation behavior of a decoder state, which is not easy to control. The framework of the single BF algorithms is summarized as follows:

Single BF algorithm

- Step 1 For $j \in [1, n]$, let $x_j := \text{sign}(y_j)$. Let $\mathbf{x} \triangleq (x_1, x_2, \dots, x_n)$.
- Step 2 If the parity equation $\prod_{j \in N(i)} x_j = +1$ holds for all $i \in [1, m]$, output \mathbf{x} , and then exit.
- Step 3 Find the flip position given by

$$\ell := \arg \min_{k \in [1, n]} \Delta_k(\mathbf{x}). \quad (1)$$

and then flip the symbol: $x_\ell := -x_\ell$. The function $\Delta_k(\mathbf{x})$ is called an *inversion function*.

- Step 4 If the number of iterations is under the maximum number of iterations L_{max} , return to Step 2; otherwise output \mathbf{x} and exit.

The function $\text{sign}(\cdot)$ is defined by

$$\text{sign}(x) \triangleq \begin{cases} +1, & x \geq 0 \\ -1, & x < 0. \end{cases} \quad (2)$$

In a decoding process of the single BF algorithm, hard decision decoding for a given \mathbf{y} is first performed, and \mathbf{x} is initialized to the hard decision result. The minimum of the inversion function $\Delta_k(\mathbf{x})$ for $k \in [1, n]$ is then found¹. An inversion function $\Delta_k(\mathbf{x})$ can be seen as a measure of the invalidness of bit assignment on x_k . The bit x_ℓ , where ℓ gives the smallest value of the inversion function, is then flipped.

The inversion functions of WBF [2] are defined by

$$\Delta_k^{(WBF)}(\mathbf{x}) \triangleq \sum_{i \in M(k)} \beta_i \prod_{j \in N(i)} x_j. \quad (3)$$

The values $\beta_i (i \in [1, m])$ is the *reliability* of bipolar syndromes defined by $\beta_i \triangleq \min_{j \in N(i)} |y_j|$. In this case, the inversion function $\Delta_k^{(WBF)}(\mathbf{x})$ gives the measure of invalidness of symbol assignment on x_k , which is given by the sum of the weighted bipolar syndromes.

The inversion functions of MWBF [3] has a similar form of the inversion function of WBF but it contains a term corresponding to a received symbol. The inversion function of MWBF is given by

$$\Delta_k^{(MWBF)}(\mathbf{x}) \triangleq \alpha |y_k| + \sum_{i \in M(k)} \beta_i \prod_{j \in N(i)} x_j, \quad (4)$$

where the parameter α is a positive real number.

III. GRADIENT DESCENT FORMULATION

A. Objective function

It seems natural to consider that the dynamics of a BF algorithm as a minimization process of a hidden objective function. This observation leads to a gradient descent formulation of BF algorithms.

The maximum likelihood (ML) decoding problem for the binary AWGN channel is equivalent to the problem of finding a (bipolar) codeword in \tilde{C} , which gives the largest correlation to a given received word \mathbf{y} . Namely, the MLD rule can be written as $\hat{\mathbf{x}} = \arg \max_{\mathbf{x} \in \tilde{C}} \sum_{i=1}^n x_i y_i$.

Based on this correlation decoding rule, we here define the following objective function:

$$f(\mathbf{x}) \triangleq \sum_{i=1}^n x_i y_i + \sum_{i=1}^m \prod_{j \in N(i)} x_j. \quad (5)$$

The first term of the objective function corresponds to the correlation between a bipolar codeword and the received word, which should be maximized. The second term is the sum of the bipolar syndromes of \mathbf{x} . If and only if $\mathbf{x} \in \tilde{C}$, then the second term has its maximum value $\sum_{i=1}^m \prod_{j \in N(i)} x_j = m$. Thus, this term can be considered as a *penalty term*, which forces \mathbf{x} to be a valid codeword. Note that this objective function is a non-linear function and has many local maxima. These local maxima become a major source of sub-optimality of the GDBF algorithm presented later.

¹When $\Delta_k(\mathbf{x})$ is an integer-valued function, we need a tie-break rule to resolve a tie.

B. Gradient descent BF algorithm

For the numerical optimization problem for a differentiable function such as (5), the gradient descent method [8] is a natural choice for the first attempt. The partial derivative of $f(\mathbf{x})$ with respect to the variable $x_k (k \in [1, n])$ can be immediately derived from the definition of $f(\mathbf{x})$:

$$\frac{\partial}{\partial x_k} f(\mathbf{x}) = y_k + \sum_{i \in M(k)} \prod_{j \in N(i) \setminus k} x_j. \quad (6)$$

Let us consider the product of x_k and the partial derivative of x_k in \mathbf{x} , namely

$$x_k \frac{\partial}{\partial x_k} f(\mathbf{x}) = x_k y_k + \sum_{i \in M(k)} \prod_{j \in N(i)} x_j. \quad (7)$$

For a small real number s , we have the first-order approximation:

$$f(x_1, \dots, x_k + s, \dots, x_n) \simeq f(\mathbf{x}) + s \frac{\partial}{\partial x_k} f(\mathbf{x}). \quad (8)$$

When $\frac{\partial}{\partial x_k} f(\mathbf{x}) > 0$, we need to choose $s > 0$ in order to have

$$f(x_1, \dots, x_k + s, \dots, x_n) > f(\mathbf{x}). \quad (9)$$

On the other hand, if $\frac{\partial}{\partial x_k} f(\mathbf{x}) < 0$ holds, we should choose $s < 0$ to obtain the inequality (9). Therefore, if $x_k \frac{\partial}{\partial x_k} f(\mathbf{x}) < 0$, then flipping the k th symbol ($x_k := -x_k$) may increase the objective function value².

One reasonable way to find a flipping position is to choose the position at which the absolute value of the partial derivative is largest. This flipping rule is closely related to the steepest descent algorithm based on ℓ_1 -norm (also known as the *coordinate descent algorithm*) [8]. According to this observation, we have the following rule to choose the flipping position.

Definition 1 (Inversion function of the GDBF algorithm): The single BF algorithm based on the inversion function

$$\Delta_k^{(GD)}(\mathbf{x}) \triangleq x_k y_k + \sum_{i \in M(k)} \prod_{j \in N(i)} x_j \quad (10)$$

is called the Gradient descent BF (GDBF) algorithm. \square

Thus, the decoding process of the GDBF algorithm can be seen as the minimization process of $-f(\mathbf{x})$ (it can be considered as the *energy* of the system) based *bit-flipping* gradient descent method.

It is interesting to see that the combination of the objective function $\tilde{f}(\mathbf{x})$ defined by

$$\tilde{f}(\mathbf{x}) \triangleq \alpha \sum_{i=1}^n x_i |y_i| + \sum_{i=1}^m \beta_i \prod_{j \in N(i)} x_j \quad (11)$$

and the argument on gradient descent presented above gives the inversion functions of conventional algorithms such as the WBF algorithm (3) and the MWBF algorithm (4). However, this objective function (11) looks less meaningful compared with the objective function (5). In other words, the inversion function $\Delta_k^{(GD)}(\mathbf{x})$ defined in (10) has a more natural interpretation than those of the conventional algorithms: $\Delta_k^{(WBF)}(\mathbf{x})$

² There is a possibility that the objective function value may decrease because the step size is fixed (such as single flip).

in (3) and $\Delta_k^{(MWBFB)}(\mathbf{x})$ in (4). Actually, the new inversion function $\Delta_k^{(GD)}(\mathbf{x})$ is not only natural but also *effective* in terms of bit error performance and convergence speed.

C. Multi GDBF algorithm

A decoding process of the GDBF algorithm can be regarded as a maximization process of the objective function (5) in a gradient ascent manner. Thus, we can utilize the objective function value in order to observe the convergence behavior. For example, it is possible to monitor the value of the objective function for each iteration. In the first several iterations, the value increases as the number of iterations increases. However, the value eventually ceases to increase when the search point arrives at the nearest point in $\{+1, -1\}^n$ to the local maximum of the objective function. We can easily detect such convergence to a local maximum by observing the value of the objective function.

Both the BF algorithms reviewed in the previous section and the GDBF algorithm flip only one bit for each iteration. In terms of the numerical optimization, in these algorithms, a search point moves towards a local maximum with a very small step (i.e., 1 bit flip) in order to avoid oscillation around the local maximum (See Fig.1 (A)). However, the small size step leads to slower convergence to a local maximum. In general, compared with the min-sum algorithm, BF algorithms (single flip/iteration) require a larger number of iterations to achieve the same bit error probability.

The multi bit flipping algorithm is expected to have a faster convergence speed than that of the single bit flipping algorithm because of its larger step size. If the search point is close to a local maximum, a fixed large step is not suitable to find the (near) local maximum point; it leads to oscillation behavior of a multi-bit flipping BF algorithm (Fig.1(B)). We need to adjust the step size dynamically from a large step size to a small step size in an optimization process (Fig.1(C)).

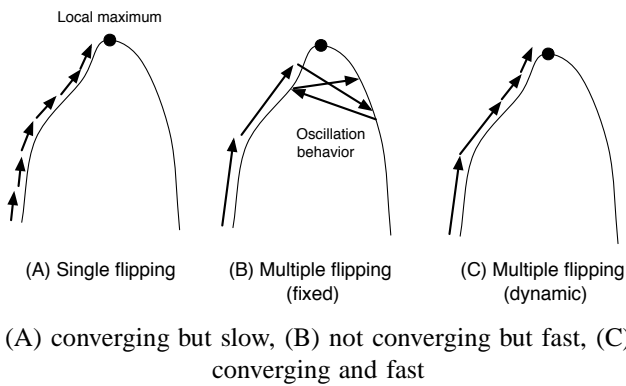


Fig. 1. Convergence behavior

The objective function is a useful guideline for adjusting the step size (i.e., number of flipping bits). The *multi GDBF algorithm* is a GDBF algorithm including the multi-bit flipping idea. In the following, we assume the inversion function $\Delta_k^{(GD)}(\mathbf{x})$ defined by (10) (the inversion function for the GDBF algorithm).

The flow of the multi GDBF algorithm is almost the same as that of the previously presented GDBF algorithm. When it is necessary to clearly distinguish two decoding algorithms, the GDBF algorithm presented in the previous sub-subsection is referred to as the single GDBF algorithm.

In order to define the multi GDBF algorithm, we need to introduce new parameters θ and μ . The parameter θ is a negative real number, which is called the *inversion threshold*. The binary (0 or 1) variable μ , which is called the *mode flag*, is set to 0 at the beginning of the decoding process. Step 3 of the BF algorithm should be replaced with the following multi-bit flipping procedure.

Step 3 Evaluate the value of the objective function, and let $f_1 := f(\mathbf{x})$. If $\mu = 0$, then execute Sub-step 3-1 (multi-bit mode), else execute Sub-step 3-2 (single-bit mode).

3-1 Flip all the bits satisfying

$$\Delta_k^{(GD)} < \theta \quad (k \in [1, n]).$$

Evaluate the value of the objective function again, and let $f_2 := f(\mathbf{x})$. If $f_1 > f_2$ holds, then let $\mu = 1$.

3-2 Flip a single bit at the j th position, where

$$j \triangleq \arg \min_{k \in [1, n]} \Delta_k^{(GD)}.$$

Usually, at the beginning of a decoding process, the objective function value increases as the number of iterations increases in the multi-bit mode, namely, $f_1 < f_2$ holds for the first few iterations. When the search point eventually arrives at the point satisfying $f_1 > f_2$, the bit flipping mode is changed from the multi-bit mode ($\mu = 0$) to the single-bit mode ($\mu = 1$). This mode change means adjustment of the step size, which helps a search point to converge to a local maximum when the search point is located close to the local maximum.

IV. BEHAVIOR OF THE GDBF ALGORITHMS

In this section, the behavior and decoding performance of (single and multi) GF-BF algorithms obtained from computer simulations are presented.

Figure 2 presents objective function values (5) as a function of the number of iterations in the single and multi GDBF processes. Throughout the present paper, a regular LDPC code with $n = 1008$, $m = 504$ (called PEGReg504x1008 in [9]) is assumed. The column weight of the code is 3. In both cases (single and multi), we tested the same noise instance, and both algorithms output the correct codeword (i.e., successful decoding).

In the case of the single GDBF-algorithm, the objective function value gradually increases as the number of iterations grows in the first 50–60 iterations. After the slope, the increment of the objective function value eventually stops, and a flat part that corresponds to a local maximum appears. In the flat part of the curves, the oscillation behavior of the objective

function value can be seen. Due to the constraint such that a search point \mathbf{x} must lie in $\{+1, -1\}$, a GDBF process cannot find a true local maximum point (the point where the gradient of the objective function becomes a zero vector) of the objective function. Thus, a search point moves around the local maximum point. This move causes the oscillation behavior observed in a single GDBF process. The curve corresponding to the multi GDBF algorithm shows much faster convergence compared with the single GDBF algorithm. It takes only 15 iterations for the search point to come very close to the local maximum point.

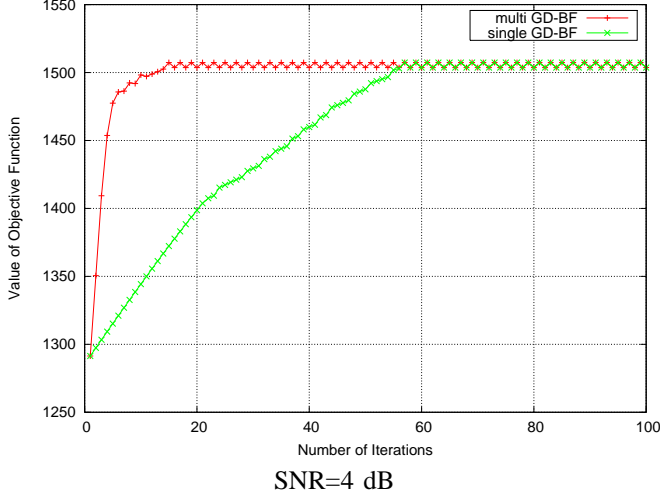


Fig. 2. Objective function values in GDBF processes as a function of the number of iterations

Figure 3 presents the bit error curves of single and multi GDBF algorithms ($L_{max} = 100, \theta = -0.6$). As references, the curves for the WBF algorithm ($L_{max} = 100$), the MWBF algorithms ($L_{max} = 100, \alpha = 0.2$), and the normalized min-sum algorithm ($L_{max} = 5$, scale factor 0.8) are included as well. The parameter L_{max} denotes the maximum number of iterations for each algorithm. We can see that the GDBF algorithms perform much better than the WBF and MWBF algorithms. For example, at $BER = 10^{-6}$, the multi GDBF algorithm offers a gain of approximately 1.6 dB compared with the MWBF algorithm. Compared with the single GDBF algorithm, the multi GDBF algorithm has a steeper slope in its error curve. Unfortunately, there is still a large performance gap between the error curves of the normalized min-sum algorithm and the GDBF algorithms. The GDBF algorithm fails to decode when a search point is attracted to an undesirable local maximum of the objective function. This large performance gap suggests the existence of some local maxima relatively close to a bipolar codeword, which degrades the BER performance.

Figure 4 shows error curves for an irregular LDPC code. The code used in the simulation is an irregular code (called PEGirReg504x1008 in [9]) constructed based on PEG construction. The same decoding algorithms (with same parameter) appeared in Fig.3 have been tested. As well as the regular case, the error curves of GD-BF algorithms come

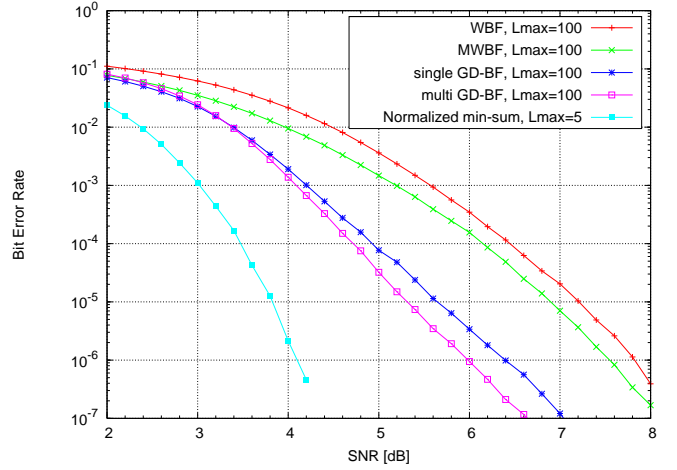


Fig. 3. Bit error rate of GDBF algorithms: regular LDPC code (PEGReg504x1008[9])

below those of WBF and MWBF algorithms. However, the improvement is relatively small compared with the regular case. This observation may imply that the advantage of GD-BF algorithm in BER depends on type of the code.

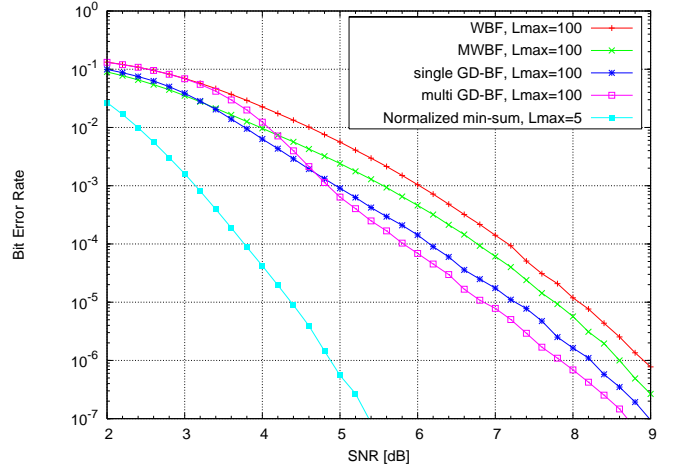


Fig. 4. Bit error rate of GDBF algorithms: irregular LDPC code (PEGirReg504x1008[9])

In order to evaluate the convergence speed of BF algorithms, the average number of iterations is an appropriate measure. Figure 5 shows the average number of iterations (as a function of SNR) of the GDBF algorithms (single and multi), the WBF algorithm, and the MWBF algorithms. Note that the multi GDBF algorithm certainly have a fast convergence property. Large gaps can be observed between the curve of the multi GDBF algorithm and the other curves.

V. ESCAPE FROM A LOCAL MAXIMUM

A. Effect of non-codeword local maxima

As we have discussed, a decoding failure occurs when a search point is captured by a local maximum, which is not a transmitted codeword. Thus, it is desirable to know the effect

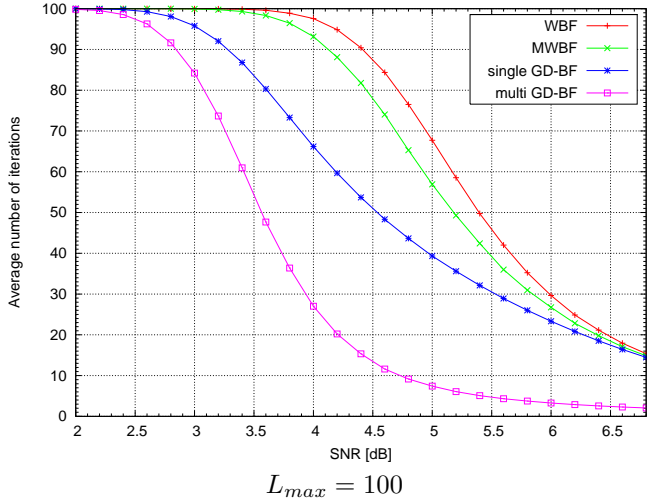


Fig. 5. Average number of iterations

of such local maxima. Figure 6 presents three trajectories of weight and syndrome weight of a search point in three decoding processes corresponding to decoding failure. The weight of a search point \mathbf{x} is defined by $w_1(\mathbf{x}) \triangleq |\{j \in [1, n] : x_j = -1\}|$. In a similar way, the syndrome weight of \mathbf{x} is given by $w_2(\mathbf{x}) \triangleq |\{i \in [1, m] : \prod_{j \in N(i)} x_j = -1\}|$. We assume that the all-1 bipolar codeword (i.e., all-zero binary codeword) is transmitted without loss of generality.

We can obtain the following observation from Fig.6: (i) the decoding process starts from the position at which both $w_1(\mathbf{x})$ and $w_2(\mathbf{x})$ are large, (ii) $w_1(\mathbf{x})$ and $w_2(\mathbf{x})$ decreases as the iteration proceeds, and (iii) the final states of the search point have a relatively small value of $w_1(\mathbf{x})$ and $w_2(\mathbf{x})$.

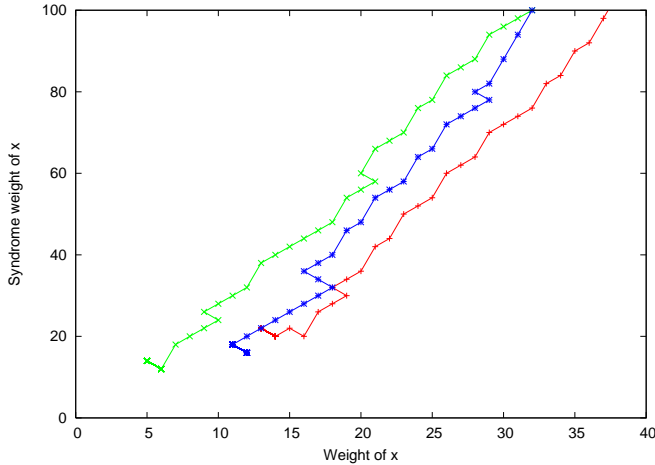


Fig. 6. Trajectories of weight and syndrome weight of search points

Based on these observations, we may be able to conjecture that a search point is finally trapped by a local maximum close to a *near codeword* in high probability³. Near codewords [10] are bipolar codewords of \tilde{C} that have both small weight and

³Note that other experiments also support this conjecture.

small syndrome weight. The sub-optimality of BF-algorithms compared with sum-product and min-sum algorithms comes from the effect of these numerous local maxima.

B. GDBF algorithm with escape process

Since the weight of the final position of a search point is so small, a small perturbation of a captured search point appears to be helpful for the search point to escape from an undesirable local maximum. We can expect that such a perturbation process improves the BER performance of BF algorithms.

One of the simplest ways to add a perturbation on a trapped search point is to switch the flip mode from the single-bit mode to the multi-bit mode with an appropriate threshold forcibly when the search point arrives at a non-codeword local maximum. This additional process is called the *escape process*. In general, the escape process reduces the object function value, i.e., the search point moves downwards in the energy landscape. After the escape process, the search point again begins to climb a hill, which may be different from the trapped point.

We here modify the multi GDBF algorithm by incorporating two thresholds: θ_1 and θ_2 . The threshold θ_1 is the threshold constant used in the multi-bit mode at the beginning of the decoding process. After several iterations, the multi-bit mode is changed to single-bit mode and then the search point may eventually arrive at the non-codeword local maximum. In such a case, the decoder changes its mode to the multi-bit mode (i.e., $\mu = 0$) with threshold θ_2 . Thus, the threshold θ_2 can be regarded as the threshold for *downward movement*. Although θ_2 can be a constant value, in terms of the BER performance, it is advantageous to choose randomly⁴. In other words, θ_2 can be a random variable. After the downward move (just one iteration), the decoder changes the threshold to θ_1 again. The above process continues until the parity check condition holds or the number of iterations becomes L_{max} . Figure 7 illustrates the idea of the escape process.

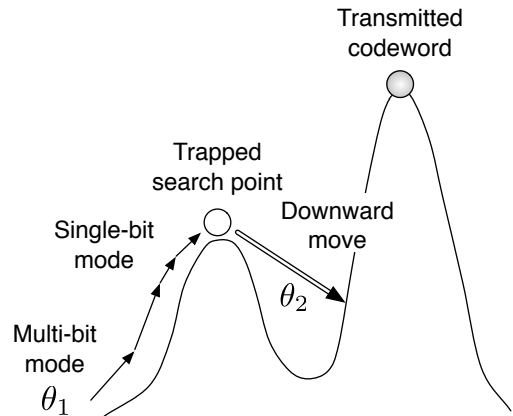


Fig. 7. Idea of escape process

⁴This fact is observed from some experiments.

C. Simulation results

Figure 8 shows the BER curve of such a decoding algorithm (labeled 'multi GDBF with escape'). In this simulation, we used the parameters: $\theta_1 = -0.7, \theta_2 = 1.7 + \alpha$ where α is a Gaussian random number with mean zero and variance 0.01. These parameters have been obtained an ad hoc optimization at SNR = 4dB. We can see that the BER curve of multi GDBF with escape (with $L_{max} = 300$) is much steeper than that of the naive multi GDBF algorithm. At BER = 10^{-5} , multi GDBF with escape achieves a gain of almost 1.5 dB compared with the naive multi GDBF algorithm. The average number of iterations of multi GDBF with escape is approximately 25.6 at SNR = 4 dB. This result implies that the perturbation can actually save some trapped search points to converge to the desirable local maximum corresponding to the transmitted codeword. It is an interesting open problem to optimize the flipping schedule to narrow the gap between the min-sum BER curve and the GDBF BER curve.

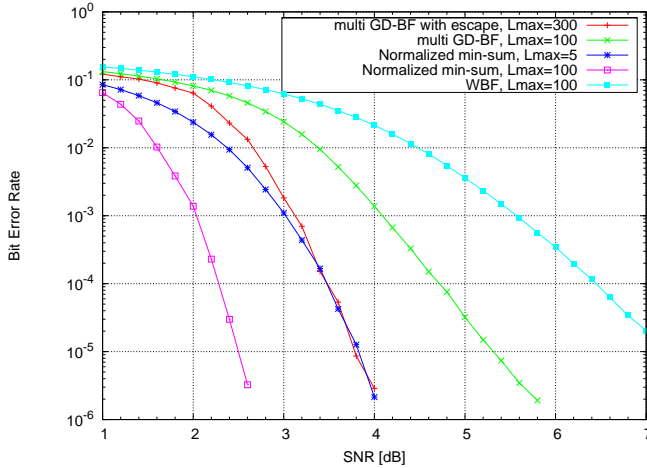


Fig. 8. Bit error rate of the GDBF algorithm with the escape process

VI. CONCLUSION

This paper presents a class of BF algorithms based on the gradient descent algorithm. GDBF algorithms can be regarded as a maximization process of the object function using bit-flipping gradient descent method (i.e., bit-flipping dynamics which minimizes the energy $-f(x)$). The gradient descent formulation naturally introduces an energy landscape of the state-space of the BF-decoder. The viewpoint obtained by this formulation brings us a new way to understand convergence behaviors of BF algorithms. Furthermore this viewpoint is also useful to design improved decoding algorithms such as the multi GDBF algorithm and the GDBF algorithm with escape process from an undesired local maximum. The GDBF algorithm with escape process performs very well compared with known BF algorithms. One lesson we have learned from this result is that fine control on flipping schedule is indispensable to improve decoding performance of BF algorithms.

Acknowledgement

The present study was supported in part by the Ministry of Education, Science, Sports, and Culture of Japan through a Grant-in-Aid for Scientific Research on Priority Areas (Deepening and Expansion of Statistical Informatics) 180790091 and by a research grant from the Storage Research Consortium (SRC).

REFERENCES

- [1] R.G.Gallager, "Low-Density Parity-Check Codes", in Research Monograph series. Cambridge, MIT Press,1963.
- [2] Y.Kou, S.Lin, and M.P.C Fossorier, "Low-density parity-check codes based on finite geometries: a rediscovery and new results," *IEEE Trans. Inform. Theory*, pp.2711–2736, vol.47, Nov. 2001.
- [3] J.Zhang, and M.P.C.Fossorier, "A modified weighted bit-flipping decoding of low-density parity-check codes," *IEEE Communications Letters*, pp.165–167, vol.8, Mar. 2004.
- [4] M.Jiang, C.Zhao, Z.Shi, and Y.Chen, "An improvement on the modified weighted bit flipping decoding algorithm for LDPC codes," *IEEE Communications Letters*, vol.9, no.9, pp.814–816, 2005.
- [5] F. Guo, and H. Henzo, "Reliability ratio based weighted bit-flipping decoding for low-density parity-check codes," *IEEE Electronics Letters*, vol.40, no.21, pp.1356–1358, 2004.
- [6] C. H. Lee, and W. Wolf, "Implementation-efficient reliability ratio based weighted bit-flipping decoding for LDPC codes," *IEEE Electronics Letters*, vol.41, no.13, pp.755–757, 2005.
- [7] A. Nouh and A. H Banihashemi, "Bootstrap decoding of low-density parity check matrix," *IEEE Communications Letters*, vol.6, no.9, pp.391–393, 2002.
- [8] S.Boyd and L. Vandenberghe, "Convex optimization," Cambridge University Press, 2004.
- [9] D. J. C. MacKay "Encyclopedia of sparse graph codes," online: <http://www.inference.phy.cam.ac.uk/mackay/codes/data.html>
- [10] D.J.C. MacKay and M.S. Postol, "Weaknesses of Margulis and Ramanujan-Margulis low-density parity-check codes," *Electronic Notes in Computer Science*, 2003.