

NCAA Gymnastics Score Sheet

Teams: Home Kent State University Visitor Michigan State University
 Date Apr 7, 2018 Place St. John Arena Attendance 4074

	Name		1					nd	AVE	Name		1					nd	AVE
			1	2	3	4						1	2	3	4			
V A U L T	1	Kennedy Plude	409	9.65	9.70	9.75	9.75		9.725	1	Lea Mitchell	808	9.75	9.75	9.75	9.70		9.750
	2	Nasha Manikul-Davis	406	9.70	9.70	9.70	9.65		9.700									
	3	Sarah McCarty	407	9.70	9.70	9.75	9.70		9.700									
	4	Dara Williams	415	9.75	9.75	9.75	9.65		9.750									
	5	Abigail Fletcher	402	9.55	9.65	9.70	9.60		9.625									
	6	Brooke Timko	414	9.70	9.70	9.70	9.75		9.700									

Vault Score: **48.575** Running Score: **48.575** Vault Score: **9.750** Running Score: **9.750**

B A R S	1	Sarah Lippowitsch	404	9.70	9.75	9.70	9.65		9.700	1	Lea Mitchell	808	9.80	9.90	9.80	9.65		9.825
	2	Michaela Romito	412	9.65	9.75	9.65	9.70		9.675									
	3	Samantha Nero	408	9.50	9.40	9.55	9.45		9.475									
	4	Rachel Stypinski	413	9.85	9.85	9.75	9.75		9.800									
	5	Dara Williams	415	9.70	9.70	9.75	9.70		9.700									
	6	Brooke Timko	414	9.70	9.75	9.70	9.65		9.700									

Bars Score: **48.575** Running Score: **97.150** Bars Score: **9.825** Running Score: **19.575**

B E A M	1	Kennedy Plude	409	9.25	9.30	9.25	9.30		9.275	1	Lea Mitchell	808	9.80	9.80	9.80	9.70		9.800
	2	Sarah Lippowitsch	404	9.55	9.60	9.65	9.65		9.625									
	3	Abigail Fletcher	402	9.80	9.80	9.70	9.85		9.800									
	4	Sydney Chapman	401	9.70	9.80	9.85	9.80		9.800									
	5	Nasha Manikul-Davis	406	9.70	9.60	9.65	9.60		9.625									
	6	Alyssa Quinlan	410	9.80	9.80	9.80	9.85		9.800									

Beam Score: **48.650** Running Score: **145.800** Beam Score: **9.800** Running Score: **29.375**

F L O O R	1	Michaela Romito	412	9.75	9.70	9.75	9.65		9.725	1	Lea Mitchell	808	9.70	9.80	9.80	9.80		9.800
	2	Alyssa Quinlan	410	9.60	9.65	9.70	9.65		9.650									
	3	Sarah McCarty	407	9.75	9.70	9.80	9.85		9.775									
	4	Nasha Manikul-Davis	406	9.85	9.85	9.80	9.90		9.850									
	5	Abigail Fletcher	402	9.90	9.90	9.85	9.90		9.900									
	6	Toshi Richard	411	9.85	9.90	9.80	9.85		9.850									

Floor Score: **49.100** Running Score: **194.900** Floor Score: **9.800** Running Score: **39.175**

Final Team Score: 194.900

Final Team Score: 39.175

All-Arounders

All-Arounders

VT										Mitchell							
UB										9.750							
BB										9.825							
FX										9.800							
AA										9.800							
										39.175							

Judge's Signatures: * VT Marlene Blaz BR Marguerite Doxtator NA Donna Trevethan BRE Sheryl DeWeard N Amy Blos-Fraser NAT Sharon Doyle NA Toni Kardos BREV Shelley Hodel NAT Jay Karbo

* Head Judge

Coach's Signature: Brian Eggert Coach's Signature: Tim

Other Signatures: Vicki Hoff NATL, Karen Plesch NATL, Joyce Diuguid NAT, Robin Smith NA, Gina Fuller NATL, Marikh Wallace NATL, Sue Kane NATL, Gay-Anne Valkoun NAT

NCAA Gymnastics Score Sheet

Teams: Home Bowling Green University Visitor Eastern Michigan University
 Date Apr 7, 2018 Place St. John Arena Attendance 4074

	Name	1	2	3	4	nd	AVE	Name	1	2	3	4	nd	AVE
V A U L T	1 Jovannah East 803	9.85	9.85	9.80	9.80		9.825	1 Emili Dobronics 808	9.70	9.70	9.75	9.65		9.700
	2 Lauren DeMeno 802	9.75	9.70	9.70	9.70		9.700							

Vault Score: 19.525 Running Score: 19.525 Vault Score: 9.700 Running Score: 9.700

	Name	1	2	3	4	nd	AVE	Name	1	2	3	4	nd	AVE
B A R S	1 Jovannah East 803	9.70	9.65	9.75	9.75		9.725	1 Emili Dobronics 808	9.70	9.70	9.75	9.75		9.725

Bars Score: 9.725 Running Score: 29.250 Bars Score: 9.725 Running Score: 19.425

	Name	1	2	3	4	nd	AVE	Name	1	2	3	4	nd	AVE
B E A M	1 Jovannah East 803	9.85	9.85	9.75	9.85		9.850	1 Emili Dobronics 808	9.75	9.70	9.75	9.75		9.750
	2 Laura Mitchell 805	9.85	9.70	9.75	9.90		9.800							
	3 India McPeak 804	9.75	9.60	9.65	9.75		9.700							

Beam Score: 29.350 Running Score: 58.600 Beam Score: 9.750 Running Score: 29.175

	Name	1	2	3	4	nd	AVE	Name	1	2	3	4	nd	AVE
F L O O R	1 Jovannah East 803	9.85	9.85	9.85	9.75		9.850	1 Emili Dobronics 808	9.80	9.80	9.80	9.80		9.800

Floor Score: 9.850 Running Score: 68.450 Floor Score: 9.800 Running Score: 38.975

Final Team Score: 68.450

Final Team Score: 38.975

All-Arounders

All-Arounders

	East							Dobronics						
VT	9.825							9.700						
UB	9.725							9.725						
BB	9.850							9.750						
FX	9.850							9.800						
AA	39.250							38.975						

Judge's Signatures: *VT [Signature] *UB [Signature] *FX [Signature]
 * Head Judge: Marine Blaz BR, Marguerite Doxtator NA, Donna Trevethan BRE, Sheryl DeWard N, Amy Blaz-Praser NAT, Sharon Doyle NA, Tami Kardos BREV, Shelley Hoidahl NAT
 VT [Signature] UB [Signature] BR [Signature] FX [Signature]
 Vicki Hoff NATL, Karen Pleasants NATL, Amy Joyce Duguid NAT, Robin Smith NA, Gina Fuller NATL, Marilyn Wallace NATL, Sale Kans NATL, Gay-Anne Valkoun NAT
 Coach's Signature: [Signature] Coach's Signature: [Signature]

NCAA Gymnastics Score Sheet

Teams: Home The Ohio State University Visitor UCLA
 Date Apr 7, 2018 Place St. John Arena Attendance 4074

	Name		1					nd	AVE	Name		1					nd	AVE
			1	2	3	4						1	2	3	4			
V A U L T	1	Stefanie Merkle	510	9.80	9.80	9.80	9.75		9.800	1	Nia Dennis	301	9.85	9.90	9.90	9.85		9.875
	2	Jenna Swartzentruber	512	9.75	9.75	9.75	9.80		9.750	2	Anna Glenn	302	9.90	9.90	9.85	9.90		9.900
	3	Morgan Lowe	507	9.80	9.80	9.75	9.75		9.775	3	Pauline Tratz	315	9.85	9.90	9.90	9.90		9.900
	4	Jamie Stone	511	9.90	9.90	9.85	9.80		9.900	4	Kyla Ross	314	9.85	9.85	9.80	9.80		9.825
	5	Olivia Aepli	502	9.85	9.85	9.90	9.90		9.875	5	Felicia Hano	305	9.90	9.90	9.85	9.85		9.875
	6	Alexis Mattern	508	9.80	9.80	9.80	9.85		9.800	6	Napualani Hall	304	9.85	9.85	9.85	9.85		9.850

Vault Score: **49.150** Running Score: **49.150** Vault Score: **49.400** Running Score: **49.400**

B A R S	1	Amanda Huang	506	9.85	9.85	9.80	9.80		9.825	1	Nia Dennis	301	9.90	9.90	9.85	9.90		9.900
	2	Peyton Hinterberger	504	9.85	9.85	9.80	9.85		9.850	2	Ja'Nay Honest	306	9.80	9.80	9.80	9.85		9.800
	3	Alexis Mattern	508	9.75	9.85	9.80	9.75		9.775	3	Anna Glenn	302	9.85	9.85	9.90	9.90		9.875
	4	Olivia Aepli	502	9.90	9.85	9.85	9.90		9.875	4	Madison Kocian	307	9.85	9.85	9.90	9.90		9.875
	5	Jenna Swartzentruber	512	9.85	9.80	9.80	9.90		9.825	5	Christine Peng-Peng L	313	9.85	9.85	9.90	9.90		9.875
	6	Kaitlyn Hofand	505	9.80	9.90	9.80	9.85		9.825	6	Kyla Ross	314	10.00	9.95	9.95	10.00		9.975

Bars Score: **49.200** Running Score: **98.350** Bars Score: **49.500** Running Score: **98.900**

B E A M	1	Stefanie Merkle	510	9.75	9.80	9.70	9.80		9.775	1	Grace Glenn	303	9.80	9.80	9.80	9.85		9.800
	2	Jenna Swartzentruber	512	9.80	9.75	9.75	9.75		9.750	2	Madison Kocian	307	9.80	9.85	9.85	9.80		9.825
	3	Morgan Lowe	507	9.80	9.80	9.75	9.75		9.775	3	Brielle Nguyen	311	9.85	9.80	9.85	9.85		9.850
	4	Jamie Stone	511	9.80	9.70	9.70	9.75		9.725	4	Katelyn Ohashi	312	9.90	9.90	9.85	9.90		9.900
	5	Amanda Huang	506	9.85	9.70	9.70	9.75		9.725	5	Kyla Ross	314	9.95	9.95	9.95	9.90		9.950
	6	Alexis Mattern	508	9.85	9.85	9.80	9.80		9.825	6	Christine Peng-Peng L	313	9.75	9.90	9.90	9.85		9.875

Beam Score: **48.850** Running Score: **147.200** Beam Score: **49.475** Running Score: **148.375**

F L O O R	1	Brooke Chesney	503	9.70	9.80	9.75	9.85		9.775	1	Madison Kocian	307	9.85	9.85	9.85	9.90		9.850
	2	Olivia Aepli	502	9.80	9.85	9.85	9.75		9.825	2	Gracie Kramer	309	9.90	9.90	9.85	9.95		9.900
	3	Janelle McClelland	509	9.85	9.85	9.90	9.90		9.875	3	Nia Dennis	301	9.75	9.80	9.80	9.75		9.775
	4	Jamie Stone	511	9.90	9.90	9.95	9.90		9.900	4	Pauline Tratz	315	9.80	9.80	9.75	9.80		9.800
	5	Stefanie Merkle	510	9.90	9.85	9.85	9.90		9.875	5	Felicia Hano	305	9.90	9.95	9.90	9.90		9.900
	6	Alexis Mattern	508	9.80	9.80	9.85	9.85		9.825	6	Katelyn Ohashi	312	9.90	9.95	9.90	9.95		9.925

Floor Score: **49.300** Running Score: **196.500** Floor Score: **49.375** Running Score: **197.750**

Final Team Score: 196.500 Team ND: -0.1 Final Team Score: 197.650

All-Arounders

All-Arounders

VT	Mattern																	
	9.800																	
	UB	9.775																
		BB	9.825															
			9.825															
AA	39.225																	

Judge's Signatures: * VT Marlene Blaz BR, Marguerite Doxtator NA * UB Obana Travethan BRE, Sherry DeVeed N * BB Amy Blue-Flemer NAT, Sharon Doyle NA * FX Tori Kardos
 * Head Judge VT Vicki Hoff NATL, Karen Pleasants NATL UB Amy Joyce Druggard NAT, Robin Smith NA BB Gina Fuller NATL, Marilyn Wallace NATL FX Sue Kane NATL, Gay-Ann Valkoun NAT
 Coach's Signature [Signature] Coach's Signature [Signature]

NCAA Gymnastics Score Sheet

Teams: Home University Of Arkansas Visitor University Of Pittsburgh
 Date Apr 7, 2018 Place St. John Arena Attendance 4074

	Name	1	2	3	4	nd	AVE	Name	1	2	3	4	nd	AVE
V A U L T	1 Jessica Yamzon 111	9.85	9.85	9.85	9.85		9.850	1 Sophie Bochenek 601	9.80	9.75	9.75	9.75		9.750
	2 Hailey Garner 104	9.70	9.75	9.80	9.70		9.725	2 Catie Conrad 604	9.85	9.75	9.70	9.80		9.775
	3 Amanda Wellick 109	9.85	9.85	9.80	9.85		9.850	3 Kensleigh Owens 612	9.75	9.80	9.80	9.80		9.800
	4 Sarah Shaffer 107	9.85	9.85	9.85	9.85		9.850	4 Alecia Petrikis 613	9.80	9.75	9.75	9.70		9.750
	5 Braie Speed 108	9.85	9.90	9.90	9.80		9.900	5 Deven Herbine 609	9.85	9.85	9.80	9.85		9.850
	6 Michaela Burton 102	0.00	0.00	0.00	0.00		0.000	6 Haley Brechwald 602	9.80	9.75	9.80	9.75		9.775

Vault Score: **49.175** Running Score: **49.175** Vault Score: **48.950** Running Score: **48.950**

B A R S	1 Jessica Yamzon 111	9.80	9.75	9.75	9.80		9.775	1 Taylor Laymon 611	9.85	9.85	9.85	9.85		9.850
	2 Sarah Shaffer 107	9.75	9.80	9.85	9.85		9.825	2 Lucy Jones 610	9.85	9.85	9.80	9.85		9.850
	3 Sydney Laird 106	9.85	9.70	9.80	9.85		9.825	3 Catie Conrad 604	9.80	9.80	9.90	9.75		9.800
	4 Amanda Wellick 109	9.85	9.80	9.85	9.80		9.825	4 Megan Tripp 615	9.80	9.80	9.90	9.85		9.825
	5 Braie Speed 108	9.80	9.85	9.80	9.90		9.825	5 Lucy Brett 603	9.80	9.75	9.80	9.85		9.800
	6 Hailey Garner 104	9.85	9.95	9.80	9.90		9.875	6 Haley Brechwald 602	9.25	9.30	9.35	9.20		9.275

Bars Score: **49.175** Running Score: **98.350** Bars Score: **49.125** Running Score: **98.075**

B E A M	1 Jessica Yamzon 111	9.75	9.80	9.85	9.85		9.825	1 Lucy Jones 610	9.85	9.60	9.80	9.80		9.725
	2 Hailey Garner 104	8.95	9.00	8.90	9.10		8.975	2 Haley Brechwald 602	9.70	9.80	9.70	9.70		9.700
	3 Amanda Wellick 109	9.95	9.85	9.90	9.90		9.900	3 Lucy Brett 603	9.20	9.20	9.20	9.30		9.200
	4 Sophia Carter 103	9.80	9.85	9.80	9.80		9.800	4 Megan Tripp 615	9.70	9.70	9.75	9.65		9.700
	5 Sydney Laird 106	9.75	9.65	9.85	9.75		9.750	5 Deven Herbine 609	8.95	9.15	9.20	8.90		9.050
	6 Michaela Burton 102	9.90	9.90	9.95	9.85		9.900	6 Catie Conrad 604	9.80	9.70	9.80	9.65		9.750

Beam Score: **49.175** Running Score: **147.525** Beam Score: **48.075** Running Score: **146.150**

F L O O R	1 Mia Bargiacchi 101	9.80	9.85	9.75	9.80		9.800	1 Catie Conrad 604	9.75	9.70	9.75	9.85		9.750
	2 Amanda Wellick 109	9.80	9.85	9.85	9.85		9.850	2 Sophie Bochenek 601	9.80	9.70	9.70	9.80		9.750
	3 Jessica Yamzon 111	9.85	9.85	9.85	9.90		9.850	3 Kensleigh Owens 612	9.80	9.75	9.80	9.80		9.800
	4 Michaela Burton 102	9.80	9.80	9.80	9.80		9.800	4 Alecia Petrikis 613	9.85	9.75	9.75	9.70		9.750
	5 Sarah Shaffer 107	9.90	9.90	9.90	9.90		9.900	5 Haley Brechwald 602	9.85	9.90	9.90	9.85		9.875
	6 Sophia Carter 103	9.85	9.85	9.85	9.85		9.850	6 Charli Spivey 614	9.80	9.80	9.80	9.75		9.800

Floor Score: **49.250** Running Score: **196.775** Floor Score: **48.975** Running Score: **195.125**

Final Team Score: **196.775**

Final Team Score: **195.125**

All-Arounders

All-Arounders

V T	Wellick	Yamzon						Brechwald	Conrad					
	9.850	9.850						9.775	9.775					
	UB	9.825	9.775					9.275	9.800					
	BB	9.900	9.825					9.700	9.750					
	FX	9.850	9.850					9.875	9.750					
	AA	39.425	39.300					38.625	39.075					

Judge's Signatures * VT [Signature] UB [Signature] BB [Signature] * FX [Signature]
 * Head Judge
 Vicki Hoy NATL, Kellen Pflanzers NATL, Amy Joyce Dilguid NAT/Robin Smith NA, Gina Fuller NATL, Marilyn Wallace NATL, Sue Kane NATL, Gay Anne Valkoun NAT
 Coach's Signature [Signature] Coach's Signature [Signature]

NCAA Gymnastics Score Sheet

Teams: Home Western Michigan University Visitor _____
 Date Apr 7, 2018 Place St. John Arena Attendance 4074

	Name	1	2	3	4	nd	AVE	Name	1	2	3	4	nd	AVE
V A U L T	1 Rachael Underwood 811	9.85	9.85	9.80	9.85		9.850							
	2 Morgan Spence 810	9.80	9.80	9.75	9.80		9.800							

Vault Score: 19.650 Running Score: 19.650 Vault Score: 0.000 Running Score: 0.000

B A R S	1 Morgan Spence 810	9.70	9.75	9.75	9.80		9.750						

Bars Score: 9.750 Running Score: 29.400 Bars Score: 0.000 Running Score: 0.000

B E A M	1 Morgan Spence 810	9.80	9.70	9.75	9.75		9.750						

Beam Score: 9.750 Running Score: 39.150 Beam Score: 0.000 Running Score: 0.000

F L O O R	1 Rachael Underwood 811	9.90	9.90	9.90	9.85		9.900						
	2 Morgan Spence 810	9.70	9.60	9.60	9.70		9.650						

Floor Score: 19.550 Running Score: 58.700 Floor Score: 0.000 Running Score: 0.000

Final Team Score: 58.700

Final Team Score: 0.000

All-Arounders

All-Arounders

VT UB BB FX AA	Spence												
	9.800												
	9.750												
	9.750												
	9.650												
	38.950												

Judge's Signatures: M. Blaz UB M. Dostator NA D. Trevethan BRE S. Delwood N Amy Blue-Fraser NAT, Sharon Doyle NA Toni Kardos BREV, Shelley Hoidich NAT
 * Head Judge
 VT Micki Hoff NATL Karen Pleasance NATL Amy Joyce Digguid NAT, Robin Smith NA Gina Fuller NATL, Marilyn Wallace NATL Sue Kane NATL, Gay-Ann Valkoun NAT
 Coach's Signature: [Signature] Coach's Signature: _____

2018 Columbus Regional

Team Results





Apr 7, 2018

Page: 1

Printed: 4/7/2018 9:15:59 PM

Women / C / All Ages

Session: 1

Rank	Gym	Team	Score				
1	UCLA	UCL	118.800 (Inc -0.1 ND)	29.675 1	29.750 1	29.750 1	29.725 1
2	Arkansas	ARK	118.350	29.600 2	29.525 4T	29.625 2	29.600 3T
3	Ohio St	OSU	118.150	29.575 3	29.550 3	29.375 5	29.650 2
4	Boise St	BSU	118.125	29.500 4	29.600 2	29.550 3	29.475 5T
5	Pittsburgh	PIT	117.600	29.425 5	29.525 4T	29.175 7	29.475 5T
6	Kent St	KSU	117.375	29.175 6	29.200 6	29.400 4	29.600 3T
7	Bowling Green	BGU	68.450	19.525 8	9.725 9T	29.350 6	9.850 8

2018 Columbus Regional

Event Results - Vault

Apr 7, 2018

Page: 1
Printed: 4/7/2018 9:16:00 PM
Women / C / All Ages
Session: 1



Rank	Num	Name	Gym	Start	Score	Out
1T	511	Jamie Stone	Ohio St	—	9.900	0.000
1T	302	Anna Glenn	UCLA	—	9.900	0.000
1T	108	Braie Speed	Arkansas	—	9.900	0.000
1T	315	Pauline Tratz	UCLA	—	9.900	0.000
5T	502	Olivia Aepli	Ohio St	—	9.875	0.025
5T	301	Nia Dennis	UCLA	—	9.875	0.025
5T	305	Felicia Hano	UCLA	—	9.875	0.025
8T	109	Amanda Wellick	Arkansas	—	9.850	0.050
8T	111	Jessica Yamzon	Arkansas	—	9.850	0.050
8T	205	Sandra Collantes	Boise St	—	9.850	0.050
8T	107	Sarah Shaffer	Arkansas	—	9.850	0.050
8T	811	Rachael Underwood	Western Michigan	—	9.850	0.050
8T	609	Deven Herbine	Pittsburgh	—	9.850	0.050
8T	304	Napualani Hall	UCLA	—	9.850	0.050
15T	803	Jovannah East	Bowling Green	—	9.825	0.075
15T	314	Kyla Ross	UCLA	—	9.825	0.075
15T	214	Ann Stockwell	Boise St	—	9.825	0.075
15T	202	Mary Frances Bir	Boise St	—	9.825	0.075
19T	213	Shani Remme	Boise St	—	9.800	0.100
19T	508	Alexis Mattern	Ohio St	—	9.800	0.100
19T	810	Morgan Spence	Western Michigan	—	9.800	0.100
19T	510	Stefanie Merkle	Ohio St	—	9.800	0.100
19T	612	Kensleigh Owens	Pittsburgh	—	9.800	0.100
24T	207	Courtney McGregor	Boise St	—	9.775	0.125
24T	604	Catie Conrad	Pittsburgh	—	9.775	0.125
24T	602	Haley Brechwald	Pittsburgh	—	9.775	0.125
24T	507	Morgan Lowe	Ohio St	—	9.775	0.125
28T	808	Lea Mitchell	Michigan St	—	9.750	0.150
28T	512	Jenna Swartzentruber	Ohio St	—	9.750	0.150
28*	613	Alecia Petrikis	Pittsburgh	—	9.750	0.150
28*	601	Sophie Bochenek	Pittsburgh	—	9.750	0.150
28T	415	Dara Williams	Kent St	—	9.750	0.150
33T	208	Sarah Means	Boise St	—	9.725	0.175
33T	104	Hailey Garner	Arkansas	—	9.725	0.175
33T	409	Kennedy Plude	Kent St	—	9.725	0.175
36T	806	Emili Dobronics	Eastern Michigan	—	9.700	0.200
36T	406	Nasha Manitkul-Davis	Kent St	—	9.700	0.200
36T	407	Sarah McCarty	Kent St	—	9.700	0.200
36T	414	Brooke Timko	Kent St	—	9.700	0.200
36T	802	Lauren DeMeno	Bowling Green	—	9.700	0.200
41	402	Abigail Fletcher	Kent St	—	9.625	0.275
42	102	Michaela Burton	Arkansas	—	0.000	9.900

2018 Columbus Regional

Event Results - Bars

Apr 7, 2018

Page: 1

Printed: 4/7/2018 9:16:01 PM

Women / C / All Ages

Session: 1



Rank	Num	Name	Gym	Start	Score	Out
1	314	Kyla Ross	UCLA	—	9.975	0.000
2T	213	Shani Remme	Boise St	—	9.900	0.075
2T	301	Nia Dennis	UCLA	—	9.900	0.075
4T	502	Olivia Aepli	Ohio St	—	9.875	0.100
4T	307	Madison Kocian	UCLA	—	9.875	0.100
4T	104	Hailey Garner	Arkansas	—	9.875	0.100
4T	302	Anna Glenn	UCLA	—	9.875	0.100
4T	313	Christine Peng-Peng Lee	UCLA	—	9.875	0.100
9T	207	Courtney McGregor	Boise St	—	9.850	0.125
9T	214	Ann Stockwell	Boise St	—	9.850	0.125
9T	610	Lucy Jones	Pittsburgh	—	9.850	0.125
9*	611	Taylor Laymon	Pittsburgh	—	9.850	0.125
9*	504	Peyton Hinterberger	Ohio St	—	9.850	0.125
14T	109	Amanda Wellick	Arkansas	—	9.825	0.150
14T	205	Sandra Collantes	Boise St	—	9.825	0.150
14T	808	Lea Mitchell	Michigan St	—	9.825	0.150
14T	107	Sarah Shaffer	Arkansas	—	9.825	0.150
14T	512	Jenna Swartzentruber	Ohio St	—	9.825	0.150
14T	108	Braie Speed	Arkansas	—	9.825	0.150
14T	106	Sydney Laird	Arkansas	—	9.825	0.150
14T	506	Amanda Huang	Ohio St	—	9.825	0.150
14T	615	Megan Tripp	Pittsburgh	—	9.825	0.150
14T	505	Kaitlyn Hofland	Ohio St	—	9.825	0.150
24T	604	Catie Conrad	Pittsburgh	—	9.800	0.175
24T	603	Lucy Brett	Pittsburgh	—	9.800	0.175
24*	413	Rachel Stypinski	Kent St	—	9.800	0.175
24*	306	JaNay Honest	UCLA	—	9.800	0.175
28T	111	Jessica Yamzon	Arkansas	—	9.775	0.200
28T	508	Alexis Mattern	Ohio St	—	9.775	0.200
28T	208	Sarah Means	Boise St	—	9.775	0.200
28T	209	Emily Muhlenhaupt	Boise St	—	9.775	0.200
32	810	Morgan Spence	Western Michigan	—	9.750	0.225
33T	803	Jovannah East	Bowling Green	—	9.725	0.250
33T	806	Emili Dobronics	Eastern Michigan	—	9.725	0.250
35T	415	Dara Williams	Kent St	—	9.700	0.275
35T	414	Brooke Timko	Kent St	—	9.700	0.275
35T	404	Sarah Lippowitsch	Kent St	—	9.700	0.275
38	412	Michaela Romito	Kent St	—	9.675	0.300
39	809	Hailee Westney	Michigan St	—	9.650	0.325
40	408	Samantha Nero	Kent St	—	9.475	0.500
41	807	Kendall Valentin	Eastern Michigan	—	9.350	0.625
42	602	Haley Brechwald	Pittsburgh	—	9.275	0.700

2018 Columbus Regional

Event Results - Beam

Apr 7, 2018

Page: 1

Printed: 4/7/2018 9:16:02 PM

Women / C / All Ages

Session: 1



Rank	Num	Name	Gym	Start	Score	Out
1	314	Kyla Ross	UCLA	—	9.950	0.000
2T	109	Amanda Wellick	Arkansas	—	9.900	0.050
2T	312	Katelyn Ohashi	UCLA	—	9.900	0.050
2T	102	Michaela Burton	Arkansas	—	9.900	0.050
2T	303	Grace Glenn	UCLA	—	9.900	0.050
6T	213	Shani Remme	Boise St	—	9.875	0.075
6T	313	Christine Peng-Peng Lee	UCLA	—	9.875	0.075
8T	803	Jovannah East	Bowling Green	—	9.850	0.100
8T	208	Sarah Means	Boise St	—	9.850	0.100
8T	311	Brielle Nguyen	UCLA	—	9.850	0.100
11T	111	Jessica Yamzon	Arkansas	—	9.825	0.125
11T	508	Alexis Mattern	Ohio St	—	9.825	0.125
11T	307	Madison Kocian	UCLA	—	9.825	0.125
11T	206	Alex Esmerian	Boise St	—	9.825	0.125
15T	205	Sandra Collantes	Boise St	—	9.800	0.150
15T	808	Lea Mitchell	Michigan St	—	9.800	0.150
15T	402	Abigail Fletcher	Kent St	—	9.800	0.150
15T	103	Sophia Carter	Arkansas	—	9.800	0.150
15T	410	Alyssa Quinlan	Kent St	—	9.800	0.150
15*	805	Laura Mitchell	Bowling Green	—	9.800	0.150
15*	401	Sydney Chapman	Kent St	—	9.800	0.150
22T	510	Stefanie Merkle	Ohio St	—	9.775	0.175
22T	507	Morgan Lowe	Ohio St	—	9.775	0.175
24T	604	Catie Conrad	Pittsburgh	—	9.750	0.200
24T	806	Emili Dobronics	Eastern Michigan	—	9.750	0.200
24T	810	Morgan Spence	Western Michigan	—	9.750	0.200
24T	512	Jenna Swartzentruber	Ohio St	—	9.750	0.200
24T	106	Sydney Laird	Arkansas	—	9.750	0.200
24T	201	Isabella Amado	Boise St	—	9.750	0.200
30T	207	Courtney McGregor	Boise St	—	9.725	0.225
30T	511	Jamie Stone	Ohio St	—	9.725	0.225
30T	610	Lucy Jones	Pittsburgh	—	9.725	0.225
30T	506	Amanda Huang	Ohio St	—	9.725	0.225
34T	602	Haley Brechwald	Pittsburgh	—	9.700	0.250
34T	615	Megan Tripp	Pittsburgh	—	9.700	0.250
34T	804	India McPeak	Bowling Green	—	9.700	0.250
37T	406	Nasha Manitkul-Davis	Kent St	—	9.625	0.325
37T	404	Sarah Lippowitsch	Kent St	—	9.625	0.325
39	409	Kennedy Plude	Kent St	—	9.275	0.675
40	603	Lucy Brett	Pittsburgh	—	9.200	0.750
41	609	Deven Herbine	Pittsburgh	—	9.050	0.900
42	104	Hailey Garner	Arkansas	—	8.975	0.975

2018 Columbus Regional

Event Results - Floor

Apr 7, 2018

Page: 1
Printed: 4/7/2018 9:16:04 PM
Women / C / All Ages
Session: 1







Rank	Num	Name	Gym	Start	Score	Out
1	312	Katelyn Ohashi	UCLA	—	9.925	0.000
2T	107	Sarah Shaffer	Arkansas	—	9.900	0.025
2T	511	Jamie Stone	Ohio St	—	9.900	0.025
2T	402	Abigail Fletcher	Kent St	—	9.900	0.025
2T	305	Felicia Hano	UCLA	—	9.900	0.025
2T	811	Rachael Underwood	Western Michigan	—	9.900	0.025
2T	309	Gracie Kramer	UCLA	—	9.900	0.025
8T	602	Haley Brechwald	Pittsburgh	—	9.875	0.050
8T	510	Stefanie Merkle	Ohio St	—	9.875	0.050
8T	509	Janelle McClelland	Ohio St	—	9.875	0.050
11*	213	Shani Remme	Boise St	—	9.850	0.075
11*	109	Amanda Wellick	Arkansas	—	9.850	0.075
11T	111	Jessica Yamzon	Arkansas	—	9.850	0.075
11T	803	Jovannah East	Bowling Green	—	9.850	0.075
11T	207	Courtney McGregor	Boise St	—	9.850	0.075
11T	307	Madison Kocian	UCLA	—	9.850	0.075
11T	406	Nasha Manitkul-Davis	Kent St	—	9.850	0.075
11T	103	Sophia Carter	Arkansas	—	9.850	0.075
11T	411	Toshi Richard	Kent St	—	9.850	0.075
20T	508	Alexis Mattern	Ohio St	—	9.825	0.100
20T	502	Olivia Aepli	Ohio St	—	9.825	0.100
20T	801	Tia Kiaku	Ball State	—	9.825	0.100
23T	808	Lea Mitchell	Michigan St	—	9.800	0.125
23T	806	Emili Dobronics	Eastern Michigan	—	9.800	0.125
23*	315	Pauline Tratz	UCLA	—	9.800	0.125
23*	102	Michaela Burton	Arkansas	—	9.800	0.125
23T	612	Kensleigh Owens	Pittsburgh	—	9.800	0.125
23*	614	Charli Spivey	Pittsburgh	—	9.800	0.125
23*	101	Mia Bargiacchi	Arkansas	—	9.800	0.125
30T	205	Sandra Collantes	Boise St	—	9.775	0.150
30T	301	Nia Dennis	UCLA	—	9.775	0.150
30T	407	Sarah McCarty	Kent St	—	9.775	0.150
30*	503	Brooke Chesney	Ohio St	—	9.775	0.150
30*	215	Abby Webb	Boise St	—	9.775	0.150
35T	604	Catie Conrad	Pittsburgh	—	9.750	0.175
35*	613	Alecia Petrikis	Pittsburgh	—	9.750	0.175
35*	601	Sophie Bochenek	Pittsburgh	—	9.750	0.175
38	412	Michaela Romito	Kent St	—	9.725	0.200
39T	810	Morgan Spence	Western Michigan	—	9.650	0.275
39T	410	Alyssa Quinlan	Kent St	—	9.650	0.275
41	202	Mary Frances Bir	Boise St	—	9.600	0.325
42	214	Ann Stockwell	Boise St	—	9.100	0.825

2018 Columbus Regional Event Results - AA

Apr 7, 2018

Page: 1
Printed: 4/7/2018 9:16:05 PM
Women / C / All Ages
Session: 1

Rank	Num	Name	Gym					AA
1T	213	Shani Remme	Boise St	9.800	9.900	9.875	9.850	39.425
1T	109	Amanda Wellick	Arkansas	9.850	9.825	9.900	9.850	39.425
3	111	Jessica Yamzon	Arkansas	9.850	9.775	9.825	9.850	39.300
4T	803	Jovannah East	Bowling Green	9.825	9.725	9.850	9.850	39.250
4T	205	Sandra Collantes	Boise St	9.850	9.825	9.800	9.775	39.250
6	508	Alexis Mattern	Ohio St	9.800	9.775	9.825	9.825	39.225
7	207	Courtney McGregor	Boise St	9.775	9.850	9.725	9.850	39.200
8	808	Lea Mitchell	Michigan St	9.750	9.825	9.800	9.800	39.175
9	604	Catie Conrad	Pittsburgh	9.775	9.800	9.750	9.750	39.075
10	806	Emili Dobronics	Eastern Michigan	9.700	9.725	9.750	9.800	38.975
11	810	Morgan Spence	Western Michigan	9.800	9.750	9.750	9.650	38.950
12	602	Haley Brechwald	Pittsburgh	9.775	9.275	9.700	9.875	38.625

