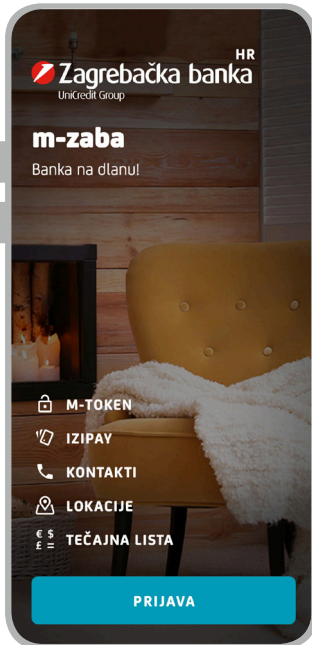
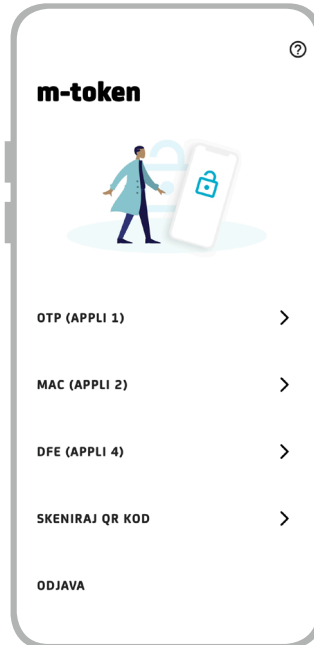


Uputa za potpisivanje naloga skeniranjem QR koda u e-zabi m-tokenom


1 U m-zabi pokrenite m-token.



2 Odaberite "Skeniraj QR kod".



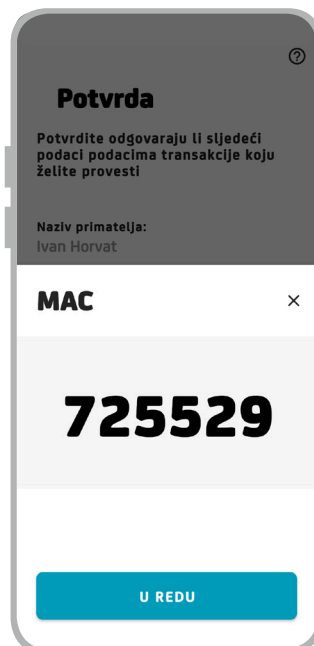
3 Skenirajte QR kod u e-zabi.



4 Potvrdite podatke o transakciji.



5 Prepišite "MAC" s m-tokena u e-zabu.



6 Kliknite na "PROVEDI" u e-zabi.

