



V is for Views in the Abbey

Creating your own view

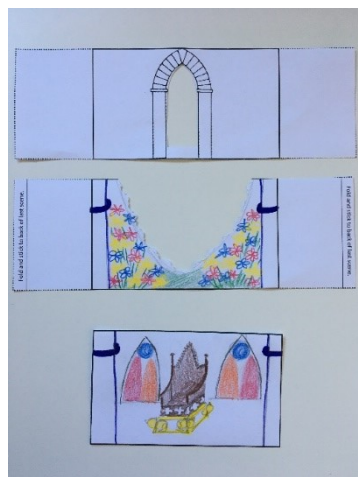
When a special event happens in the Abbey, most people want a seat where they can get a great view. But, what do you do if you're not one of the lucky ones who is in the Abbey?

The Victorians dealt with this conundrum by creating a peep show. This is a pocket-sized book of coloured drawings cut out in such a way that they give us a 3D view of an event. In the Queen's Diamond Jubilee Galleries, there is a rare peepshow commemorating Queen Victoria's coronation in 1838.




Make your own peepshow

1. Draw and colour a scene on each sheet: front page, middle ground, background. You could draw a scene from the Abbey, something you can see at home or even a fictional scene!
Draw around the edges of the middle ground and leave enough room to cut out the middle.



-
- Cut around the edges and any spaces inside each drawing and the hole on the front page to look through.
 - Fold the tabs back and stick each tab onto the next scene so they are all in line. You need to put the glue onto the back of the tabs.



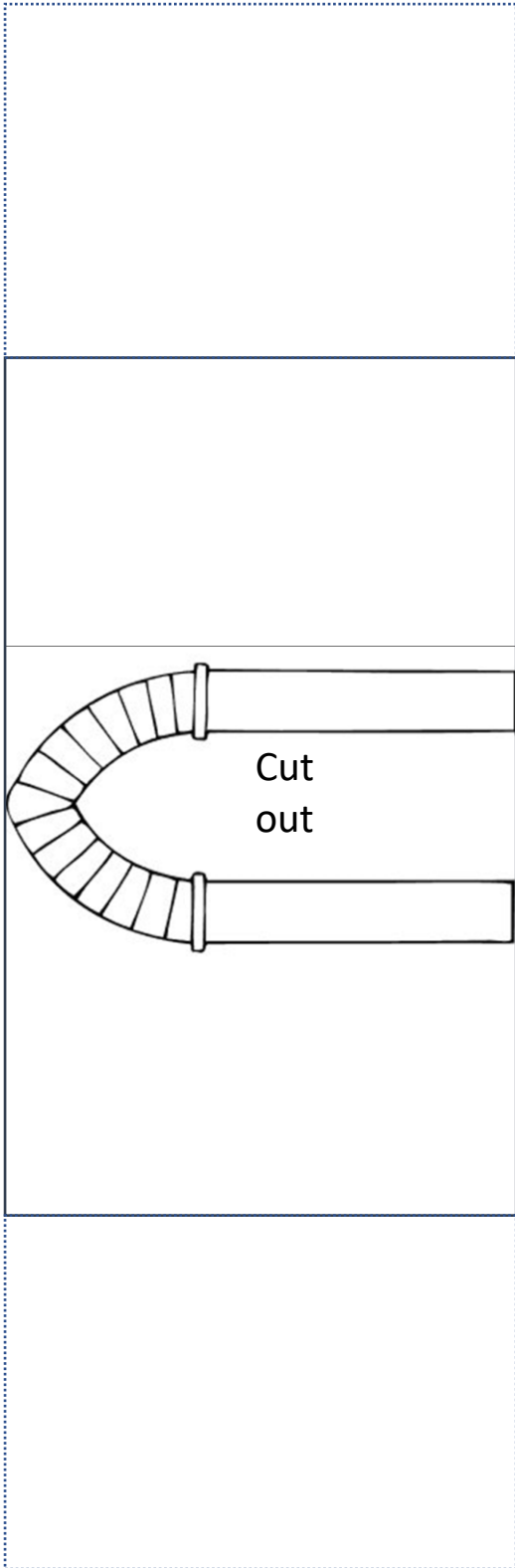
- Look through your peepshow!



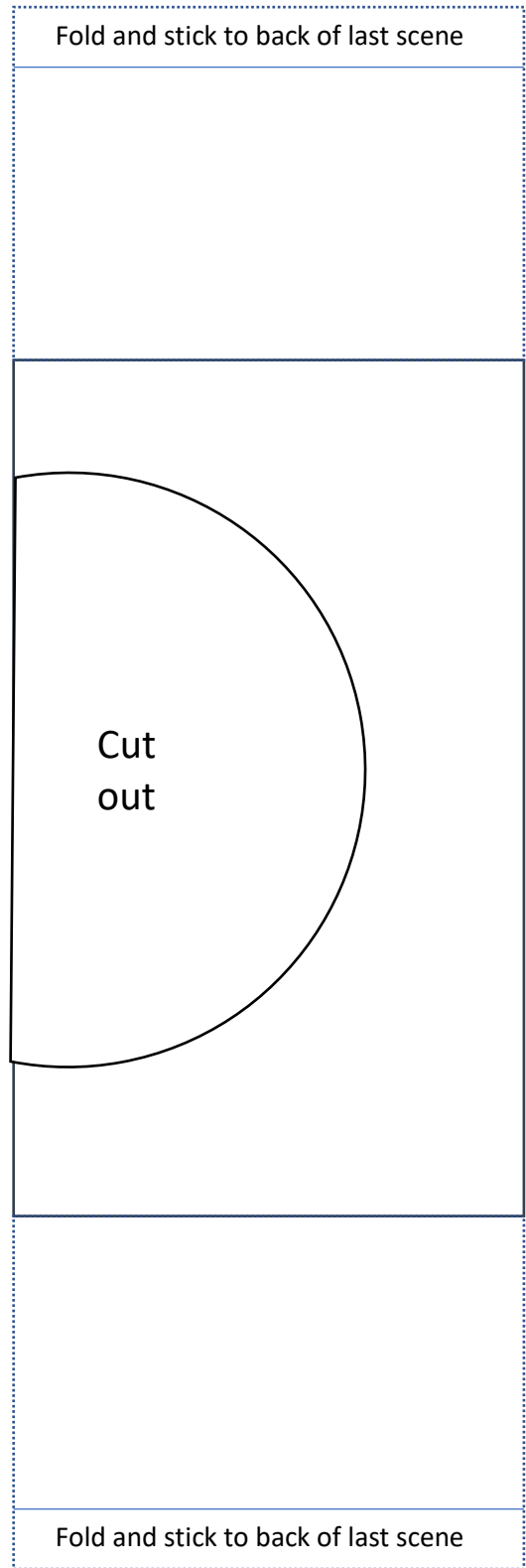
Background



Front page



Middle ground





“What a fantastic view” said Livingstone the lion, “as the king of the jungle, I love having the best seat in the house!”

Share your creations on Facebook or Twitter using #WAbbeyFun