

In preparation for the opening of Warner Bros. Studio Tour Tokyo – The Making of Harry Potter

Seibu Railway Ikebukuro and Toshimaen stations renovated

- ✓ Platforms 1 and 2 of Ikebukuro Station renovated to resemble London’s King’s Cross Station
- ✓ Toshimaen Station renovated to resemble Hogsmeade Station, the nearest station to the Hogwarts School of Witchcraft and Wizardry
- ✓ Fully wrapped Studio Tour Tokyo Express trains began operating

Experience the worldview of Seibu Railway from Ikebukuro Station on your journey to Warner Bros. Studio Tour Tokyo

In preparation for the opening of Warner Bros. Studio Tour Tokyo – The Making of Harry Potter (“Studio Tour Tokyo”), Seibu Railway Co., Ltd. (headquarters: Tokorozawa, Saitama Prefecture; President: Kimio Kitamura) has completed renovation of Ikebukuro and Toshimaen stations and begun operation of fully wrapped Studio Tour Tokyo Express trains.


At Ikebukuro Station, which serves as the entrance to Studio Tour Tokyo, Platforms 1 and 2, where trains to and from Toshimaen Station depart and arrive, have been remodeled with brick walls and navy signage, patterned after King’s Cross Station in London, England. To commemorate the renovation, **Warner Bros. has presented a gift of a clock in the same design as that at King’s Cross Station.** With illustrations of subjects such as wizards and owls throughout, these platforms welcome passengers as the gateway to Studio Tour Tokyo, where they can experience to the fullest the magic of filmmaking.

Based on the concept of a station that blends imagination into the everyday, the new station building at Toshimaen Station, the nearest station to Studio Tour Tokyo, features touches giving a feel of the world of magic added to a simple design evoking a gateway between the everyday world and an out-of-the-ordinary space. **The Toshimaen Station platforms feature pillars, station signage, vending machines, and other fixtures designed with a red color scheme closely resembling Hogsmeade Station, the station providing access to the Hogwarts School of Witchcraft and Wizardry.** The station signs feature the Studio Tour Tokyo logo as an alternate station name sign. A stag and doe evoking the Patronus Spirit Guardians from the Harry Potter film series adorn the station Square. Patronus guards the brand new Toshimaen Station and station square and protects passengers.

In addition, **fully wrapped Studio Tour Tokyo Express trains** boldly decorated with the three main characters from the Harry Potter film series—Harry, Hermione, and Ron—**began operating between Ikebukuro and Toshimaen stations** on Tuesday, May 16.

Visitors to Studio Tour Tokyo can use Seibu Railway to enjoy magical experience through the renovated Ikebukuro and Toshimaen stations and the Studio Tour Tokyo Express even while in transit.

See the Annex for details.



The same clock used at King’s Cross Station, on Platform 1 at Ikebukuro Station



A fully wrapped Studio Tour Tokyo Express train




The Patronus Spirit Guardians in Toshimaen Station Square

Highlights of the Ikebukuro and Toshimaen station renovations

Based on the concept “This Way to a Wonderful World of Fantasy,” Ikebukuro Station, gateway to Studio Tour Tokyo, and Toshimaen Station, the nearest station to the tour, have been renovated as thrilling spaces to build up passengers’ expectations.

Ikebukuro Station

Gateway to Studio Tour Tokyo:
Patterned after **King’s Cross Station** in London,
England



Toshimaen Station

The nearest station to Studio Tour Tokyo:
Patterned after **Hogsmeade Station**, the nearest
station to the Hogwarts School of Witchcraft and
Wizardry



■ Ikebukuro Station highlights

Renovation message

Based on the concept “This Way to a Wonderful World of Fantasy,” this thrilling message builds up passengers’ expectations at the start of the voyage, guiding them to platforms 2 and 3, where trains depart for Toshimaen Station.

Entrance to a world of magic

A magical world patterned after the night sky at Toshimaen Station is visible through the openings in the damaged brick walls.

The same clock used at King’s Cross Station

Located near the middle of Platform 1.

Donated by Warner Bros. to commemorate the renovation, this clock has the same design as the one in Studio Tour Tokyo.

Its backward-moving hands guide visitors to a magical world.



■ Toshimaen Station highlights

Magic train and rails

This model train once used at Toshimaen amusement park has been remodeled to evoke a magic train that has just arrived at Toshimaen Station after a journey through the sky from Ikebukuro Station.

Entrance gateway

Made using Nishikawa lumber produced in the Hanno area along the Seibu Railway line, this wooden gateway above the turnstiles has been designed to express the essence of the world of magic, blending the everyday with the out-of-the-ordinary.

Passenger restrooms

The restrooms for passengers are decorated with artwork made using lumber cut in the Toshimaen amusement park. The artwork designs convey the attractive qualities of a variety of types of wood. The restroom signs feature cute designs that evoke wizards, and wizards are depicted on the mirrors inside the restrooms as well.

New station building

Aiming to be a station where both regular commuters and visitors to Studio Tour Tokyo can feel at home, the new station building is designed to generate excitement by incorporating a taste of the essence of the out-of-the-ordinary into everyday life.

LED display atop station building


Aiming to provide a taste of the essence of the out-of-the-ordinary in station users' everyday activities, the LED display atop the station building screens animated images evoking a magical world and the four seasons. It screens eight programs: one each for daytime and nighttime in each of the seasons spring, summer, autumn, and winter.

It also shows special videos provided by Warner Bros.

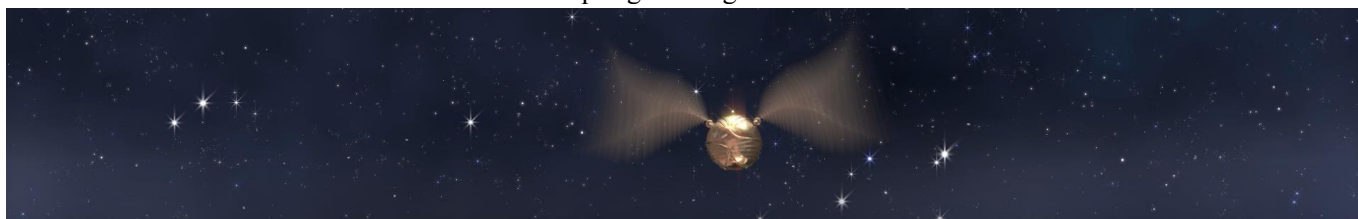
Screening times: Daytime version: 9:00 am – 4:00 pm / Nighttime version: 4:00 – 10:00 pm

Schedule: Standard video (approximately 40 seconds): 10, 20, 40, and 50 minutes after each hour

Special video (approximately one minute): on and 30 minutes after each hour



Spring evening version



Special video

Station square

Together with the new station building, the station square has been redeveloped with the relaxing atmosphere of an English garden.

With a pavement design that emphasizes continuity with Nerima Joshi Park on the former site of the Toshimaen amusement park, the square aims to be a welcoming public space that will serve as the gateway to the community.

Patronus

This sculpture is identical to the one installed in the plaza near Studio Tour Tokyo. It depicts in Toshimaen Station Square a stag and doe representing the Patronus Spirit Guardians from the Harry Potter film series.

Patronus guards the brand new Toshimaen Station and station square and protects visitors.

■ Studio Tour Tokyo Express

This fully wrapped train is decorated boldly with the three main characters from the Harry Potter film series—Harry, Hermione, and Ron—against a backdrop of the Forbidden Forest from the films.

The three-car 20000-series trains run mainly between Ikebukuro and Toshimaen stations.



Train location information available using the Seibu Line App

You can check the locations of Studio Tour Tokyo Express trains on the train location screen of the Seibu Line App—Seibu Railway’s official smartphone app.

* Locations of Studio Tour Tokyo Express trains may be checked only while the trains are running.

* See the Seibu Line App website for more information:

<https://www.seibuapp.jp/railways/seibulineapp/>

The golden snitch icon depicts the winged ball used in the Quidditch games in the magical world of Harry Potter. The team capturing this valuable ball could secure a high score in the game.



Sample train location screen

■ Special webpage: Seibu Railway Ikebukuro Station/Toshimaen Station renovations:

“Take a magical train to a magical world!”

This special webpage describes the highlights of the renovations of Ikebukuro Station and Toshimaen Station, based on the concept “Take a magical train to a magical world!”

It provides information available no place else for an enjoyable outing to experience the world of magic from Ikebukuro Station.

<https://www.seiburailway.jp/railways/magicrailway/>



● YouTube

You can also enjoy videos showcasing each content of the station renovation.

① 'Until Ikebukuro Station and Toshimaen Station Become Magical Stations.'

URL : <https://www.youtube.com/watch?v=hqusUDrlcj4>



② 'Ikebukuro Station and Toshimaen Station have been renovated!'

URL : <https://www.youtube.com/shorts/5kC2yXWQijM>

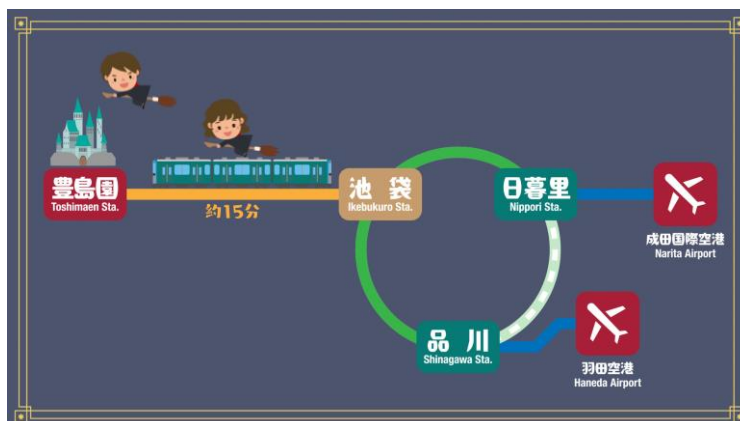
● Access to Ikebukuro Station

■ From Narita International Airport:

Transfer at Nippori Station. approx. 60 mins.

■ From Tokyo International Airport (Haneda Airport):

Transfer at Shinagawa. approx. 60 mins.



Reference:

■ About Warner Bros. Studio Tour Tokyo – The Making of Harry Potter

Warner Bros. Studio Tour Tokyo will officially open its doors on Friday 16th June 2023. Opening for the first time in Tokyo, this brand-new Studio Tour will invite fans to step onto breathtaking sets including the iconic Great Hall at Hogwarts, Diagon Alley and the Forbidden Forest where they will see exquisite costumes and come face to face with magical creatures while learning filmmaking secrets. Fans will also enjoy lots of fun activities including riding a broomstick, drinking a refreshing Butterbeer, appearing in a moving portrait in the halls of Hogwarts, stepping into the crowd of a Quidditch game and shopping from a huge range of products, many of which are only available at Warner Bros. Studio Tour Tokyo.

The Studio Tour will also be home to the largest Harry Potter shop in the world, featuring 14 themed sections that are decorated with over 7,000 bespoke and specially sourced props. The areas are beautifully designed and take inspiration from elements of the shops on Diagon Alley including Honeydukes, Ollivanders and Flourish and Blotts. A huge range of products will be available to buy, many of which have been exclusively developed for Warner Bros. Studio Tour Tokyo. In addition, visitors can enjoy a choice of restaurants and cafés which will serve a celebration of traditional British fare such as fish and chips, roast beef, English breakfast and Afternoon Tea.



This will be the largest indoor Harry Potter attraction in the world and visitors can expect to spend around four hours exploring the only Warner Bros. Studio Tour to open in Asia. Building on the phenomenal success of Warner Bros. Studio Tour London - the Making of Harry Potter which opened in 2012 and has maintained exceptional visitor reviews, Warner Bros. Studio Tour Tokyo will feature exclusive sets only available in this location, providing visitors with an experience like no other.

<https://www.wbstudiotour.jp/>

'Wizarding World' and all related names, characters and indicia are trademarks of and © Warner Bros. Entertainment Inc. Wizarding World publishing rights © J.K. Rowling

◇◇ Address any inquiries concerning Seibu Railway to:

Seibu Railway Customer Center: tel. (04) 2996-2888

Follow the voice guidance to choose your option.

[Hours: 9:00 am – 5:00 pm JST every day (closed December 30 – January 3)]