

EDITORIAL OPEN



Watching Parkinson's disease with wrist-based sensors

Parkinson's disease (PD) lacks sensitive, objective, and reliable measures for disease progression and response. This presents a challenge for clinical trials given the multifaceted and fluctuating nature of PD symptoms. Innovations in digital health and wearable sensors promise to more precisely measure aspects of patient function and well-being. Beyond research trials, digital biomarkers and clinical outcome assessments may someday support clinician-initiated or closed-loop treatment adjustments. A recent study from Verily Life Sciences presents results for a smartwatch-based motor exam intended to accelerate the development and evaluation of therapies for PD.

npj Digital Medicine (2022)5:73; <https://doi.org/10.1038/s41746-022-00619-4>

MAIN

After transforming information exchange and the global economy, consumer technology has come for healthcare. Smartwatches now have nearly half a billion active users¹, enabling longitudinal and multimodal health monitoring at unprecedented scale. In particular, digital biomarkers and clinical outcome assessments (COAs) may improve on qualitative evaluations for conditions like Parkinson's disease (PD). A team from Verily (formerly Google Life Sciences) developed and validated a smartwatch-based motor exam for PD that is concordant with standard disease severity ratings, responsive to medication effects, and reliable across repeat measurements². A virtual motor exam could complement in-clinic visits and passive monitoring strategies to unlock more precise insights for PD treatment. Remaining challenges include integration of data streams across complementary monitoring techniques and alignment of digital measurements with outcomes most meaningful to patients.

Co-sponsored by Verily, the Personalized Parkinson's Project (PPP) is a prospective single-center study of patients with early-stage PD in the Netherlands³. Participants are monitored at 4-month intervals via on-site clinical assessments and continuously via the Verily Study Watch. Using accelerometer data from the Study Watch, the authors developed a PD virtual motor exam (PD-VME) consisting of eight self-guided tasks. Each task corresponds to elements of the Movement Disorder Society-Unified Parkinson's Disease Rating Scale (MDS-UPDRS) Part III exam⁴, currently the "gold-standard" for motor evaluation of PD.

Digital instructions guided participants through the motor exam: once under clinical observation and then twice weekly at home. In total, 370 participants logged 22,668 virtual exams over 70 weeks. Exam measures, such as lateral tremor acceleration for assessing resting tremor, exhibited moderate-to-strong correlation with consensus disease severity ratings (MDS-UPDRS III), test-retest reliability consistent with that of MDS-UPDRS III⁵, and small-to-medium effect sizes for fast-acting PD medications. Other investigated measures included arm-twisting amplitude for measuring upper extremity bradykinesia and arm swing acceleration for measuring gait impairment.

Relative to in-clinic exams, virtual exams offer more frequent and convenient monitoring in natural living environments. Notably, PD-VMEs conducted in the clinic were not always concordant with PD-VMEs conducted at home using the same protocol. This suggests that clinical observation may not faithfully

capture the real-world experiences of PD patients, but could also indicate increased protocol deviations at home. Regardless, in-clinic exams may complement virtual exams by providing access to medical staff to confirm disease diagnoses, identify major protocol deviations, and order further testing.

Virtual exams may also synergize well with passive monitoring. On the one hand, virtual exams are better able to assess intent to move when evaluating symptoms like bradykinesia. On the other hand, passive monitoring enables higher temporal resolution⁶ and may impose fewer burdens on patients. It does require consistent use, which appears achievable given the average daily wear time of 22.1 hours in the PPP study. Virtual exams only require interaction twice a week. Still, the completion rate of PD-VMEs was imperfect, declining from 80% in week 1 to 40% in week 52. These trade-offs indicate that virtual exams may offer the greatest promise when implemented alongside in-clinic visits and passive monitoring strategies.

A robust evidence base for clinical utility is needed for regulatory approval and commercial uptake. Objectives for future work were outlined in a recent exchange between Verily⁷ and the US Food and Drug Administration (FDA)⁸, in which the agency called for measures that are more "representative of daily life functioning" and more "meaningful to patients," such as changes to speech, eating, or dressing. Integration of questionnaire components and non-motor tasks may satisfy this request. Other improvements may come from combining motor exam measures. For example, the interaction of arm-twisting rate multiplied by arm-twisting amplitude was more predictive than either variable alone. Machine learning methods supervised by clinical disease scores or medication state may identify and validate more complex associations. Future research may also integrate measures from other sensors, such as microphones for speech⁹, video recordings for facial expression¹⁰, and insoles for postural instability¹¹.




The field is moving quickly¹². To expand beyond early-stage PD in the Netherlands, Verily is studying moderate-to-severe PD in Japan and has plans for study deployment across Europe and North America⁷. Public-private partnerships continue to contribute data toward public use¹³, as Verily has promised for pseudonymised PPP study data³. Pharma, payers, and other industry stakeholders continue to seek consensus on best practices¹⁴ while proposed digital endpoints continue to proliferate¹⁵. For the elusive task of reliable PD assessment, the virtual motor exam contributes a valuable middle ground between isolated clinical exams and constant passive monitoring. As Verily's team prepares future submissions to the FDA, the PD-VME will continue to face scrutiny of its validity and ultimate benefit to patients. The bar is rightfully high. But with proper research and validation, remote sensors may soon provide a more powerful and precise set of tools for studying this devastating disease.

DATA AVAILABILITY

No computer code or datasets were produced or analyzed for this article.

Received: 13 April 2022; Accepted: 24 May 2022;

Published online: 13 June 2022

James A. Diao ¹✉, Marium M. Raza ¹, Kaushik P. Venkatesh¹ and Joseph C. Kvedar ¹
¹Harvard Medical School, Boston, MA, USA.
 ✉email: james_diao@hms.harvard.edu

REFERENCES

- Smartwatch market grows 27% YoY in Q2 2021; Apple watch user base crosses 100 million. Counterpoint Research <https://www.counterpointresearch.com/smartwatch-market-grows-27-yoy-q2-2021-apple-watch-user-base-crosses-100-million/> (2021).
- Burq, M. et al. Virtual exam for Parkinson's disease enables frequent and reliable remote measurements of motor function. *NPJ Digit. Med.* **5**, 65 (2022).
- Bloem, B. R. et al. The Personalized Parkinson Project: examining disease progression through broad biomarkers in early Parkinson's disease. *BMC Neurol.* **19**, 160 (2019).
- Goetz, C. G. et al. Movement Disorder Society-sponsored revision of the Unified Parkinson's Disease Rating Scale (MDS-UPDRS): scale presentation and clinimetric testing results. *Mov. Disord.* **23**, 2129–2170 (2008).
- Siderowf, A. et al. Test-retest reliability of the unified Parkinson's disease rating scale in patients with early Parkinson's disease: results from a multicenter clinical trial. *Mov. Disord.* **17**, 758–763 (2002).
- Powers, R. et al. Smartwatch inertial sensors continuously monitor real-world motor fluctuations in Parkinson's disease. *Sci. Transl. Med.* **13**, eabd7865 (2021).
- Verily Life Sciences. Letter of Intent for DDT COA #000142: Virtual Motor Exam for Parkinson's Disease <https://www.fda.gov/media/149515/download> (2021).
- US Food and Drug Administration. Letter of Intent Determination for DDT COA #000142: Virtual Motor Exam for Parkinson's Disease <https://www.fda.gov/media/149517/download> (2021).
- Dubey, H., Goldberg, J. C., Abtahi, M., Mahler, L. & Mankodiya, K. EchoWear: smartwatch technology for voice and speech treatments of patients with Parkinson's disease. In Proceedings of The Conference on Wireless Health 1–8 (Association for Computing Machinery, 2015).
- Ali, M. R. et al. Facial expressions can detect Parkinson's disease: preliminary evidence from videos collected online. *NPJ Digit. Med.* **4**, 129 (2021).
- Chatzaki, C. et al. The smart-insole dataset: gait analysis using wearable sensors with a focus on elderly and Parkinson's patients. *Sensors* **21**, 2821 (2021).
- Din, S. D. et al. Body-worn sensors for remote monitoring of Parkinson's disease motor symptoms: vision, state of the art, and challenges ahead. *J. Parkinson's Dis.* **11**, S35–S47 (2021).
- Bot, B. M. et al. The mPower study, Parkinson disease mobile data collected using ResearchKit. *Sci. Data* **3**, 160011 (2016).
- 3Ps of Digital Endpoint Value – digital medicine society (DiMe). *Digital Medicine Society (DiMe)* <https://www.dimesociety.org/tours-of-duty/3ps-of-digital-endpoint-value/> (2022).
- Library of Digital Endpoints – digital medicine society (DiMe). *Digital Medicine Society (DiMe)* <https://www.dimesociety.org/communication-education/library-of-digital-endpoints/> (2021).

AUTHOR CONTRIBUTIONS

First draft by J.A.D. All authors provided critical revisions and approved the final draft.

COMPETING INTERESTS

J.C.K. is the Editor-in-Chief of *npj Digital Medicine*. J.A.D. was previously employed by Apple, Inc. The other authors declare no competing interests.



Open Access This article is licensed under a Creative Commons Attribution 4.0 International License, which permits use, sharing, adaptation, distribution and reproduction in any medium or format, as long as you give appropriate credit to the original author(s) and the source, provide a link to the Creative Commons license, and indicate if changes were made. The images or other third party material in this article are included in the article's Creative Commons license, unless indicated otherwise in a credit line to the material. If material is not included in the article's Creative Commons license and your intended use is not permitted by statutory regulation or exceeds the permitted use, you will need to obtain permission directly from the copyright holder. To view a copy of this license, visit <http://creativecommons.org/licenses/by/4.0/>.

© The Author(s) 2022