

### Station Area Map

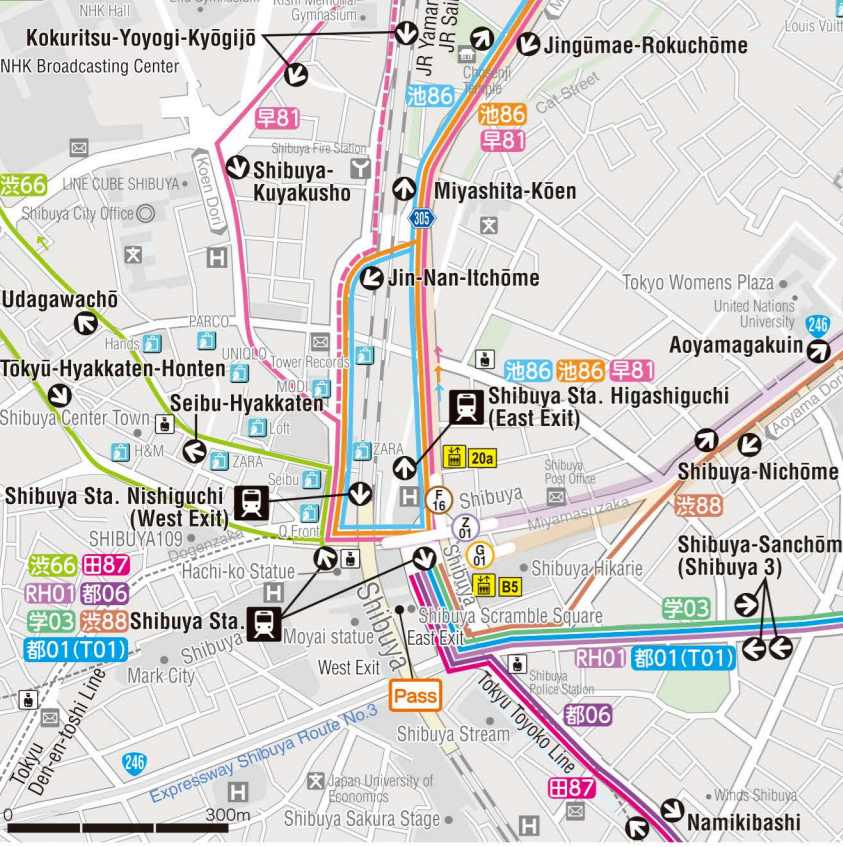
Bus Stop (direction) Accommodations Shopping Spot  
Subway Exit with an Elevator (Exit number)



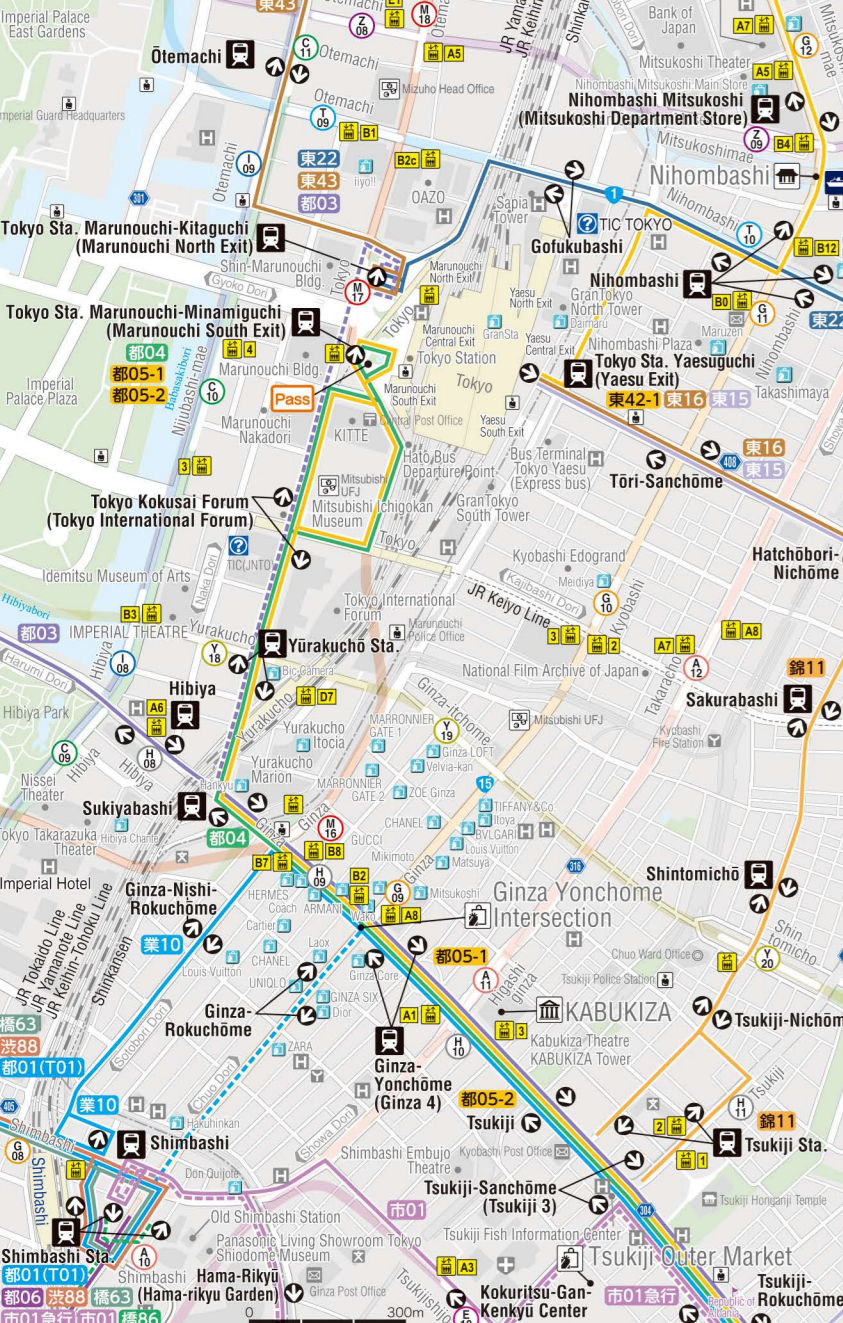
### Shinjuku



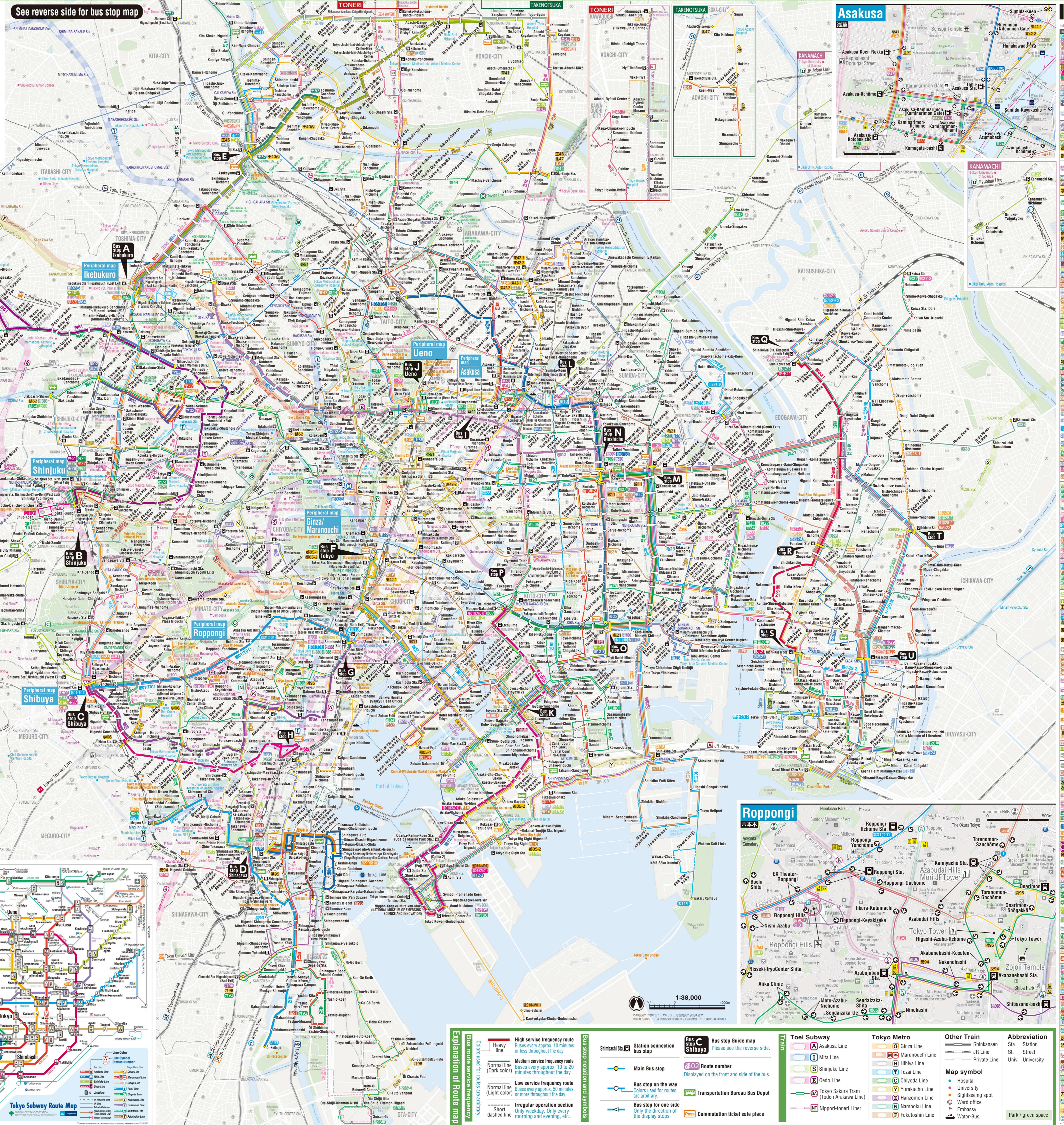
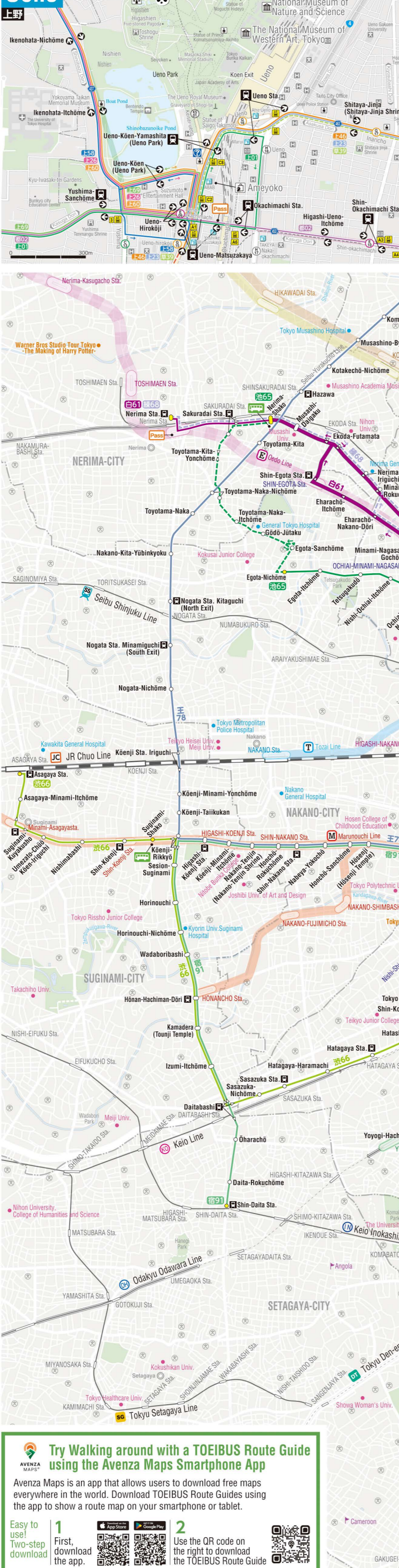
### Shibuya



### GINZA / Marunouchi



### Ueno



**Try Walking around with a TOEI BUS Route Guide using the Avenza Maps Smartphone App**

Avenza Maps is an app that allows users to download free maps everywhere in the world. Download TOEI BUS Route Guides using the app to show a route map on your smartphone or tablet.

**Easy to Use!**

1. First, download the app.
2. Use the QR code on the right to download the TOEI BUS Route Guide.



**Explanation of Route Map**

- Line Color**: Heavy line for high service frequency, normal line for medium service frequency, light line for low service frequency, dashed line for irregular operation.
- Station connection bus stop**: Blue circle with 'S' for station connection, blue circle for main bus stop.
- Bus stop on the way**: Blue circle with 'P' for bus stop on the way.
- Bus stop for one side**: Blue circle with 'D' for bus stop for one side.
- Station connection bus stop**: Blue circle with 'S' for station connection.
- Main bus stop**: Blue circle for main bus stop.
- Bus stop on the way**: Blue circle with 'P' for bus stop on the way.
- Bus stop for one side**: Blue circle with 'D' for bus stop for one side.
- Transportation Bureau Bus Depot**: Green square with 'D' for bus depot.
- Commutation ticket sale place**: Green square with 'P' for ticket sale.
- Toei Subway**: Lines A (Asakusa), M (Mita), S (Shinjuku), O (Odessa), Tokyo Sakura Tram, N (Nippori-Toneri Liner).
- Tokyo Metro**: Lines G (Ginza), M (Marunouchi), T (Toei), Y (Yamanote), H (Hanzonome), N (Nambu), F (Fukutoshin).
- Other Train**: Shinkansen, JR Line, Private Line.
- Abbreviation**: Sta. (Station), Street, Univ. (University).

### List of Toei Bus Route

Route Number	Start Station	End Station	Days of Operation	Frequency
001	Shinjuku Sta.	Shinjuku Sta. (East Exit)	Monday - Friday	Every 10 minutes
002	Shinjuku Sta.	Shinjuku Sta. (West Exit)	Monday - Friday	Every 10 minutes
003	Shinjuku Sta.	Shinjuku Sta. (Central Exit)	Monday - Friday	Every 10 minutes
004	Shinjuku Sta.	Shinjuku Sta. (South Exit)	Monday - Friday	Every 10 minutes
005	Shinjuku Sta.	Shinjuku Sta. (North Exit)	Monday - Friday	Every 10 minutes
006	Shinjuku Sta.	Shinjuku Sta. (East Exit)	Saturday	Every 10 minutes
007	Shinjuku Sta.	Shinjuku Sta. (West Exit)	Saturday	Every 10 minutes
008	Shinjuku Sta.	Shinjuku Sta. (Central Exit)	Saturday	Every 10 minutes
009	Shinjuku Sta.	Shinjuku Sta. (South Exit)	Saturday	Every 10 minutes
010	Shinjuku Sta.	Shinjuku Sta. (North Exit)	Saturday	Every 10 minutes
011	Shinjuku Sta.	Shinjuku Sta. (East Exit)	Sunday	Every 10 minutes
012	Shinjuku Sta.	Shinjuku Sta. (West Exit)	Sunday	Every 10 minutes
013	Shinjuku Sta.	Shinjuku Sta. (Central Exit)	Sunday	Every 10 minutes
014	Shinjuku Sta.	Shinjuku Sta. (South Exit)	Sunday	Every 10 minutes
015	Shinjuku Sta.	Shinjuku Sta. (North Exit)	Sunday	Every 10 minutes
016	Shinjuku Sta.	Shinjuku Sta. (East Exit)	Holiday	Every 10 minutes
017	Shinjuku Sta.	Shinjuku Sta. (West Exit)	Holiday	Every 10 minutes
018	Shinjuku Sta.	Shinjuku Sta. (Central Exit)	Holiday	Every 10 minutes
019	Shinjuku Sta.	Shinjuku Sta. (South Exit)	Holiday	Every 10 minutes
020	Shinjuku Sta.	Shinjuku Sta. (North Exit)	Holiday	Every 10 minutes