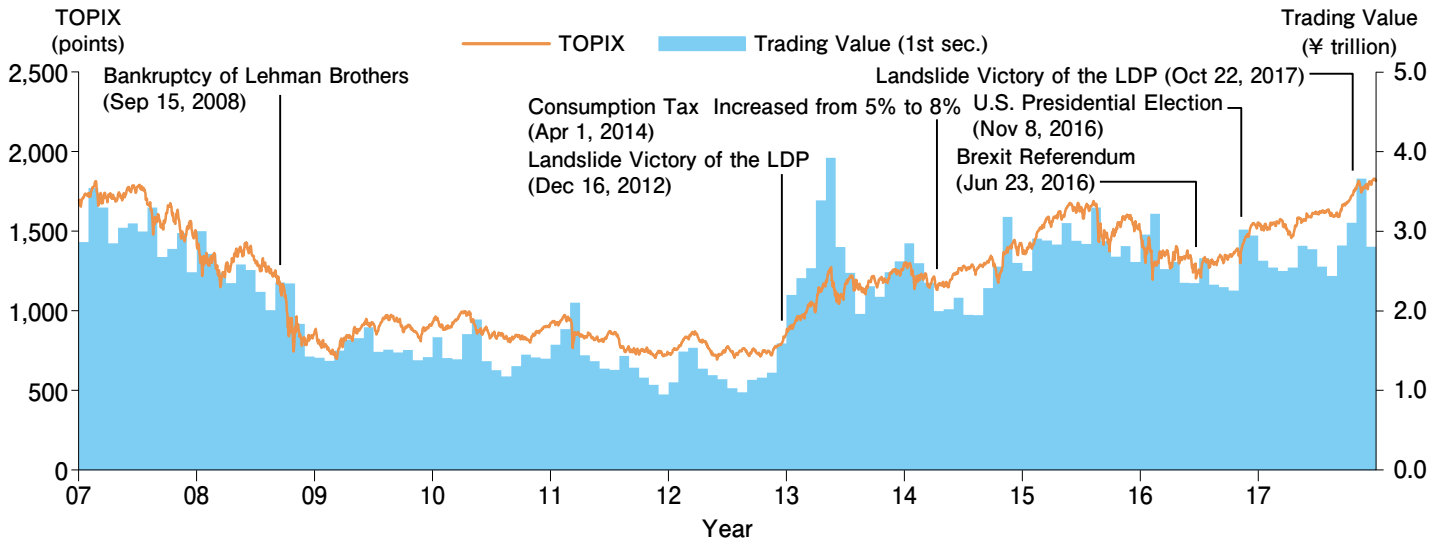
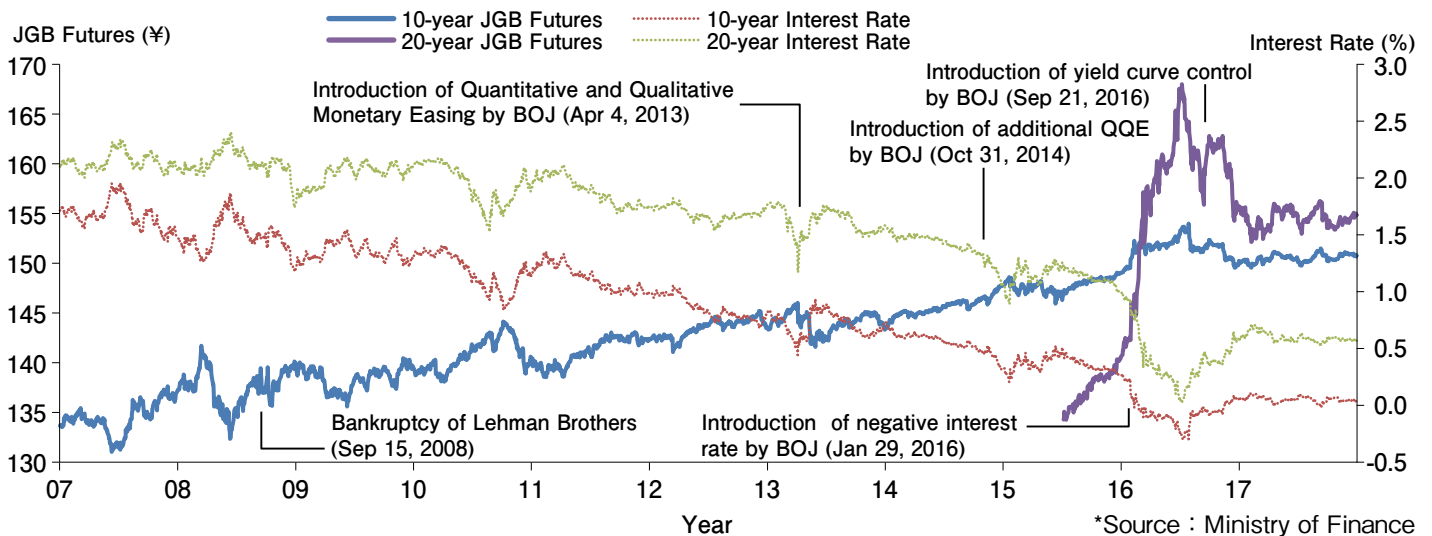


Market Overview

TOPIX and Trading Value of TSE 1st Section (Daily Average)



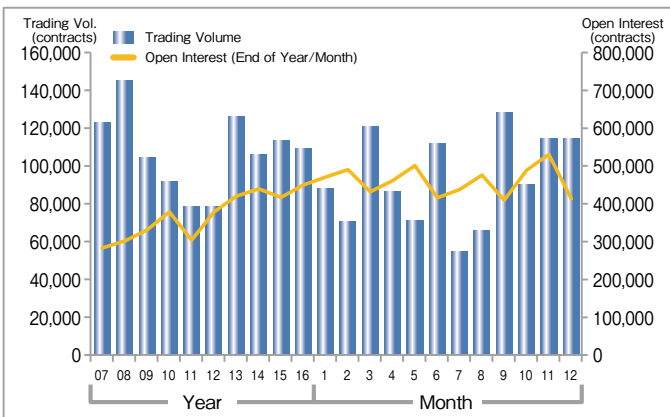
JGB Futures and Interest Rate



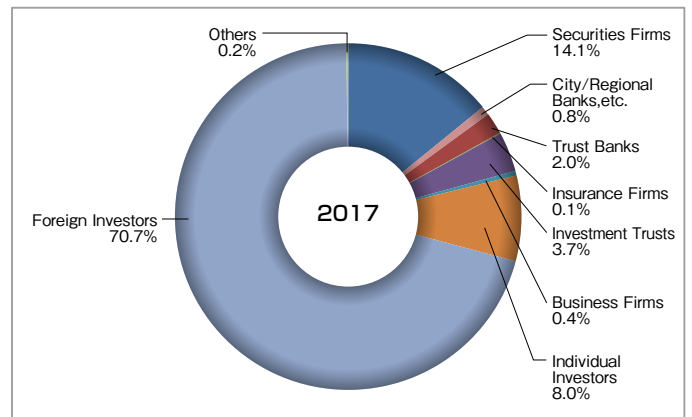
*Source : Ministry of Finance

Index Futures

Nikkei 225 Futures ADV·Open Interest

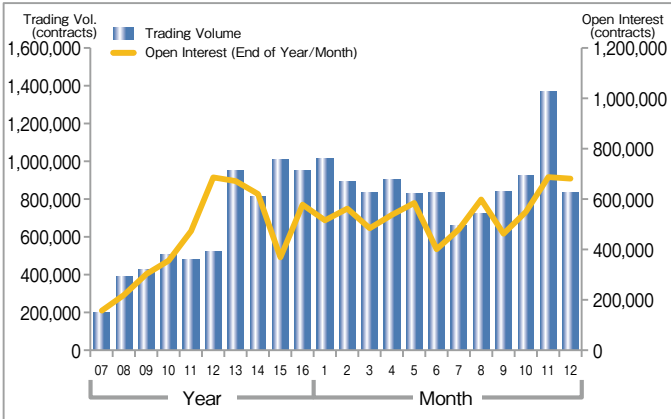


Trading Volume by Type of Investors (Nikkei 225 Futures)

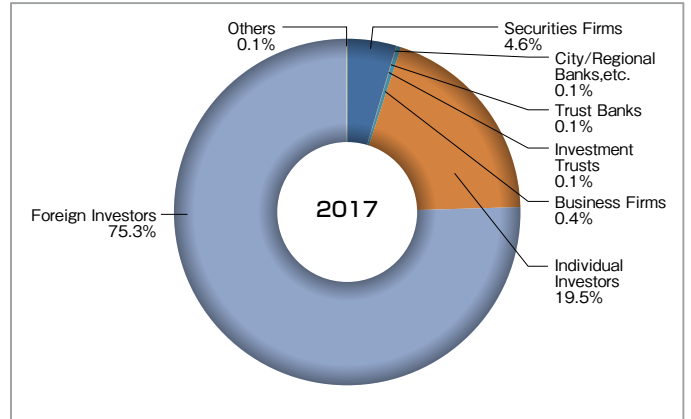


Index Futures

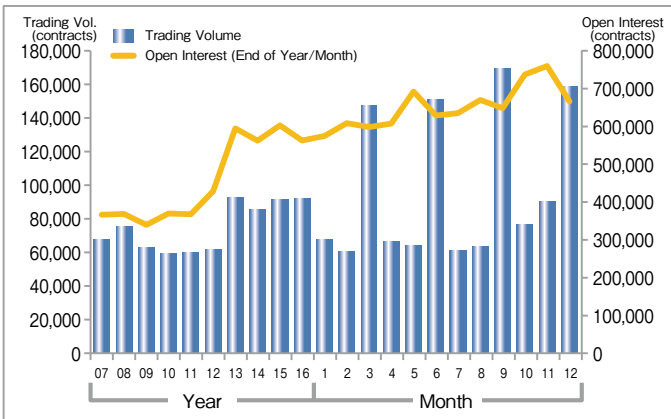
Nikkei 225 mini ADV·Open Interest



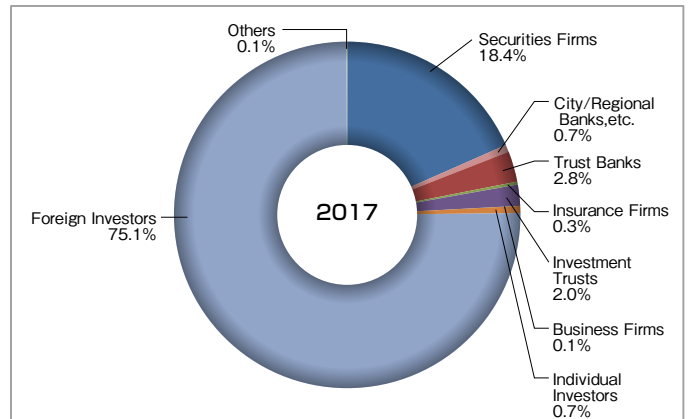
Trading Volume by Type of Investors (Nikkei 225 mini)



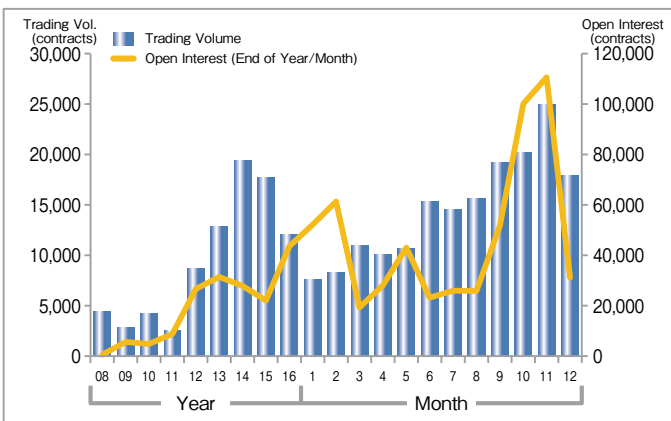
TOPIX Futures ADV·Open Interest



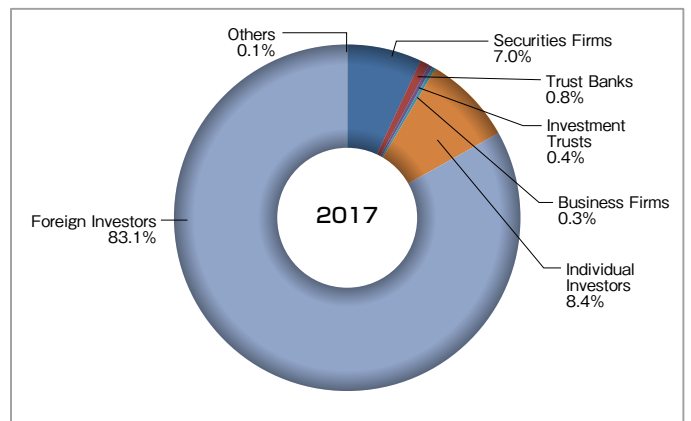
Trading Volume by Type of Investors (TOPIX Futures)



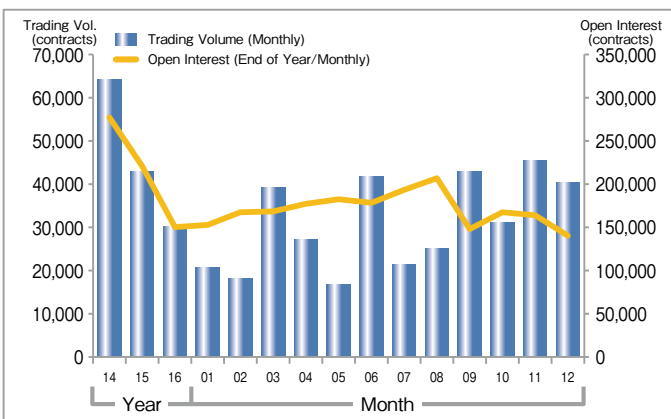
mini-TOPIX Futures ADV·Open Interest



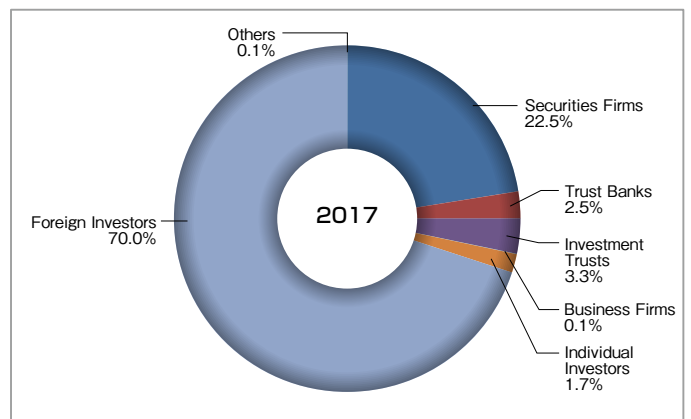
Trading Volume by Type of Investors (mini-TOPIX Futures)



JPX-Nikkei 400 Futures ADV·Open Interest

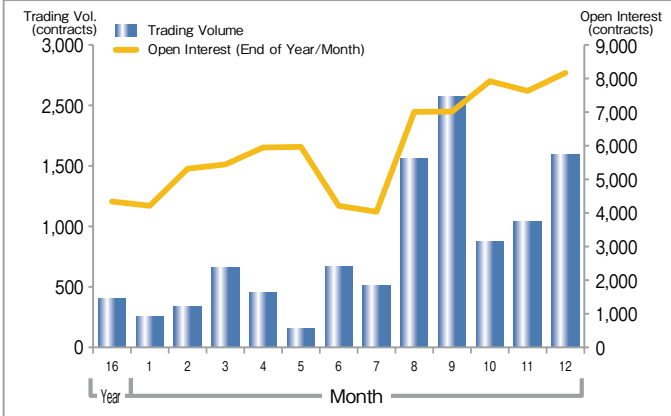


Trading Volume by Type of Investors (JPX-Nikkei 400 Futures)

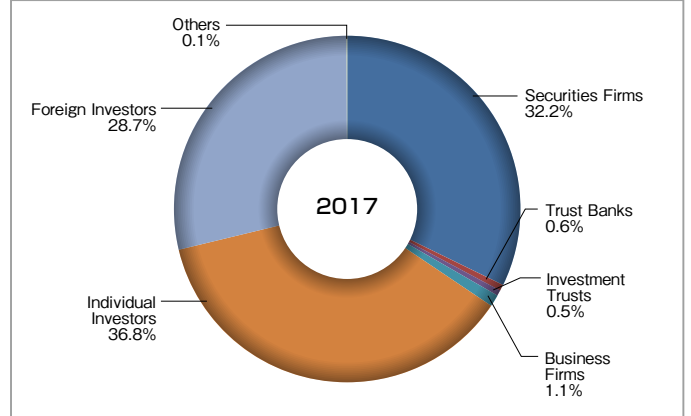


Index Futures

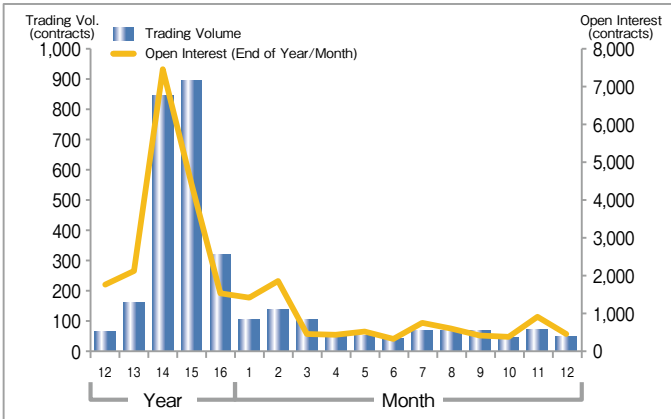
TSE Mothers Index Futures ADV·Open Interest



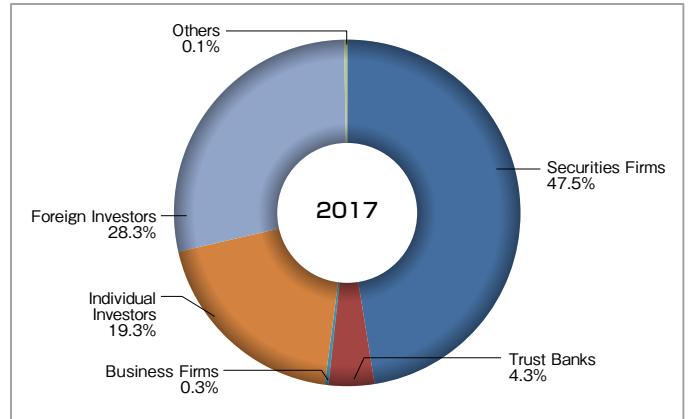
Trading Volume by Trade Type of Investors (TSE Mothers Index Futures)



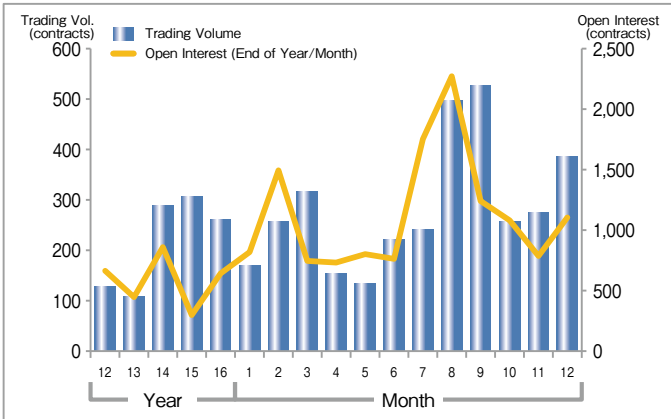
Nikkei 225 VI Futures ADV·Open Interest



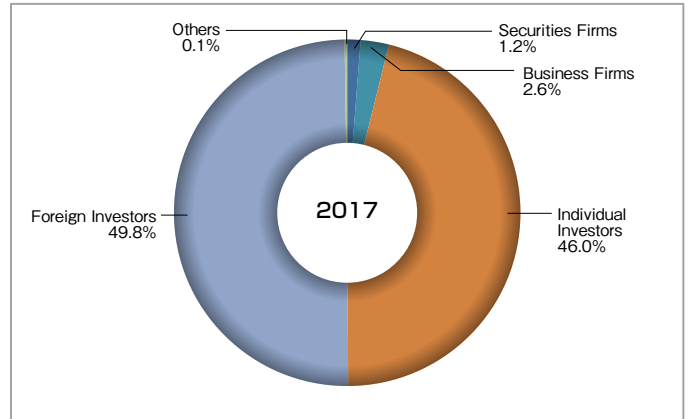
Trading Volume by Type of Investors (Nikkei VI Futures)



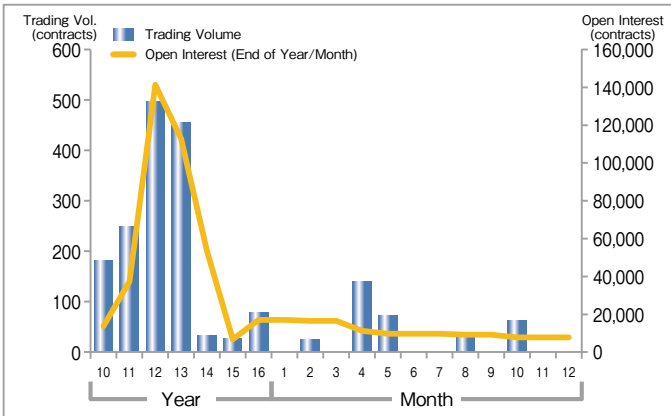
DJIA Futures ADV·Open Interest



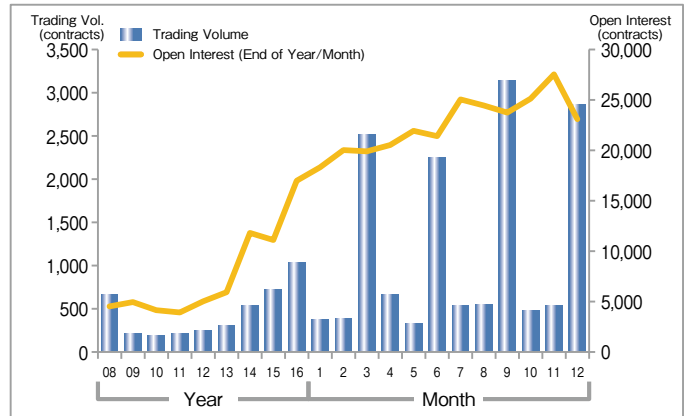
Trading Volume by Trade Type of Investors (DJIA Futures)



Nikkei 225 Dividend Index Futures ADV·Open Interest

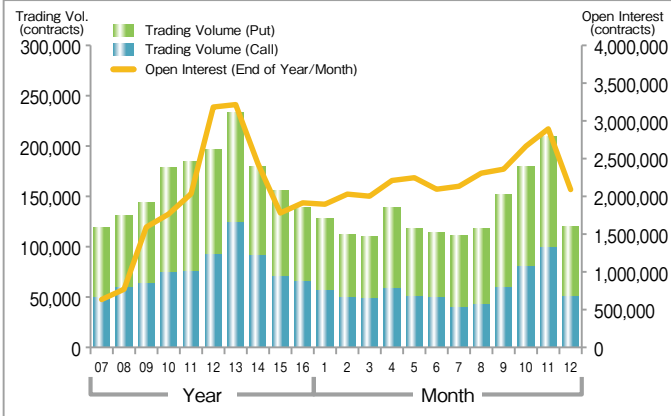


TSE REIT Index Futures ADV·Open Interest

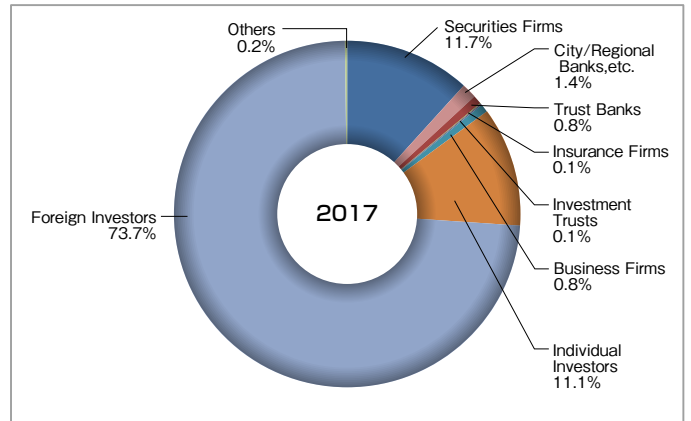


Index Options

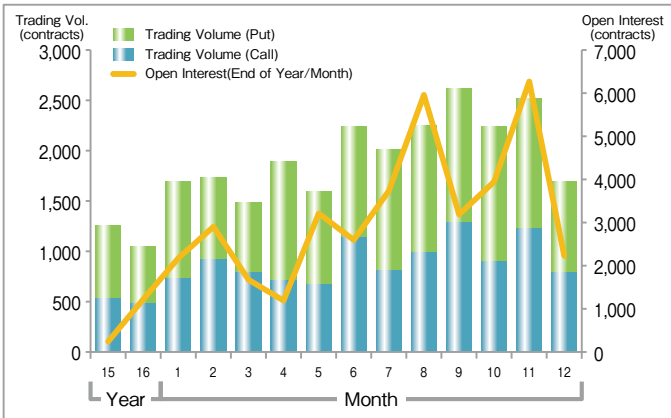
Nikkei 225 Options ADV·Open Interest



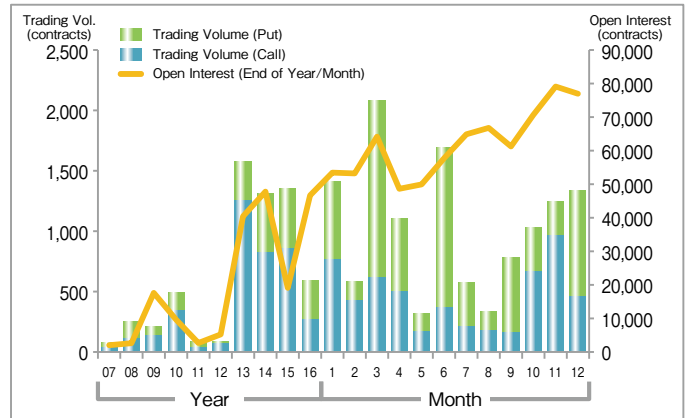
Trading Volume by Type of Investors (Nikkei 225 Options)



Nikkei 225 Weekly Options ADV·Open Interest

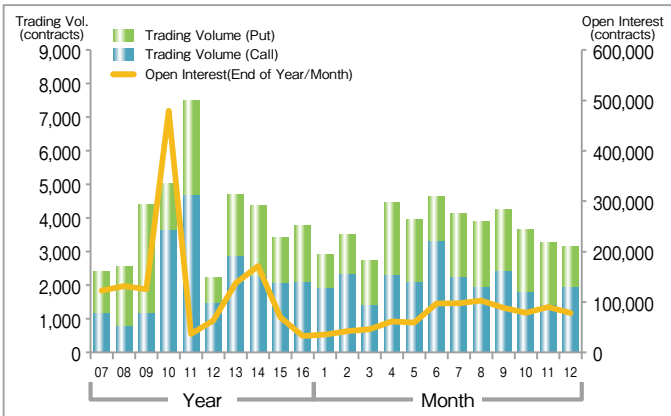


TOPIX Options ADV·Open Interest

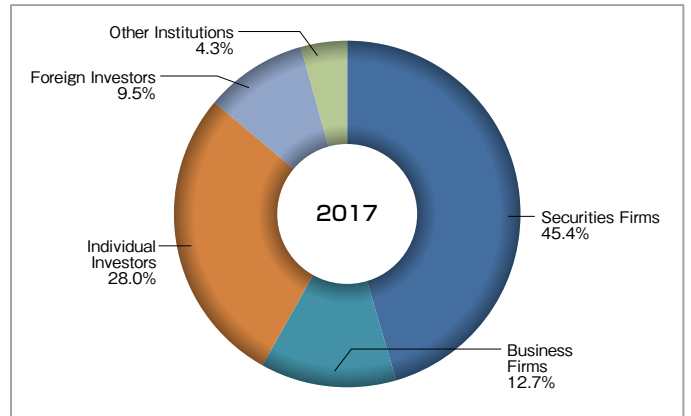


Single Stock Options

Single Stock Options ADV·Open Interest



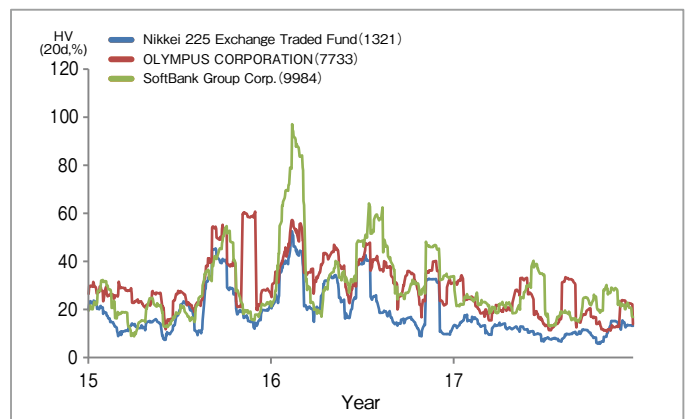
Trading Volume by Trade Type of Investors (Single Stock Options)



Trading Volume by Underlying Securities(2017)

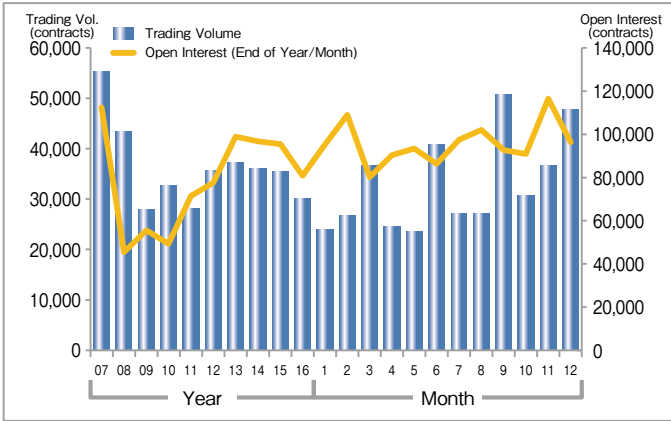
Rank	Code	Underlying Security	Trading Volume	Share
1	1321	Nikkei 225 Exchange Traded Fund	103,816	11.3%
2	9984	SoftBank Group Corp.	85,177	9.3%
3	7733	OLYMPUS CORPORATION	74,823	8.2%
4	6758	SONY CORPORATION	65,724	7.2%
5	1591	NEXT FUNDS JPX-Nikkei Index 400 Exchange Traded Fund	53,534	5.8%
6	5713	Sumitomo Metal Mining Co.,Ltd.	52,805	5.8%
7	5108	BRIDGESTONE CORPORATION	39,840	4.4%
8	8316	Sumitomo Mitsui Financial Group, Inc.	34,060	3.7%
9	7261	Mazda Motor Corporation	33,485	3.7%
10	2502	Asahi Group Holdings, Ltd.	33,128	3.6%

HV (Top 3 Trading Volume by Underlying Securities)

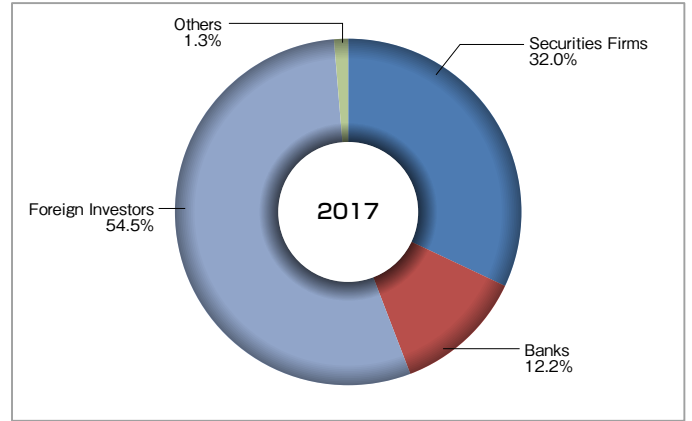


JGB Futures

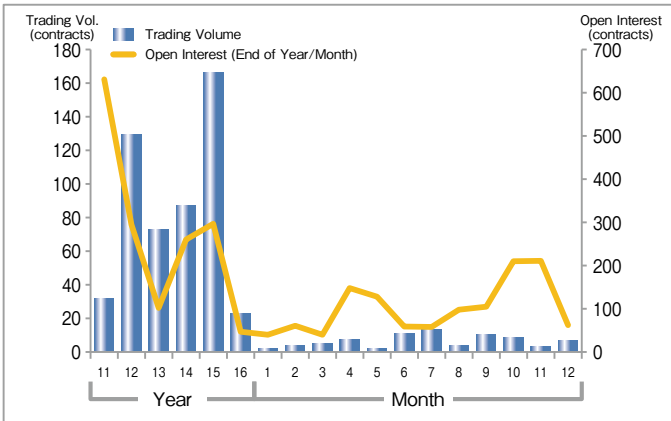
10-year JGB Futures ADV·Open Interest



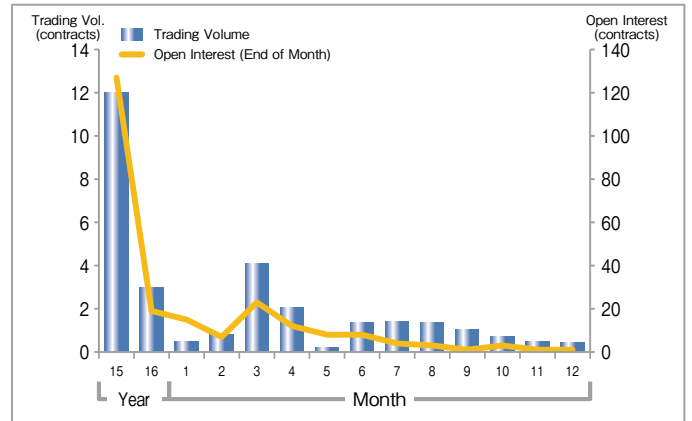
Trading Volume by Type of Investors (10-year JGB Futures)



mini-10-year JGB Futures ADV·Open Interest

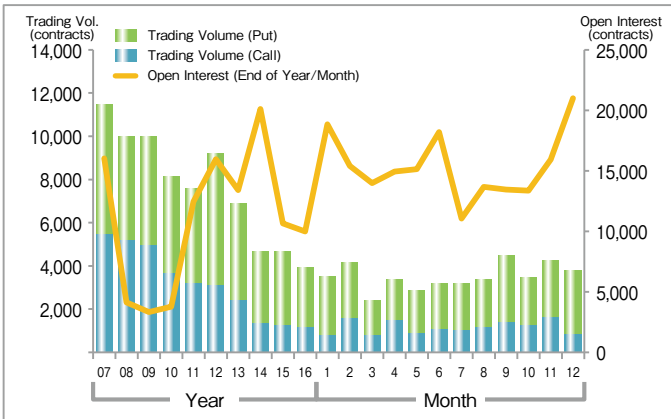


20-year JGB Futures ADV·Open Interest

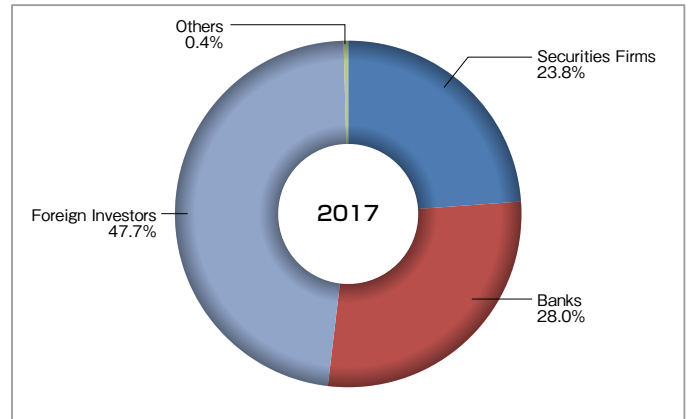


Options on JGB Futures

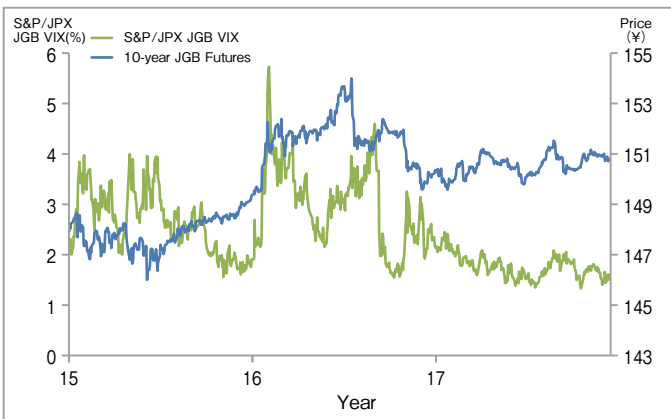
Options on JGB Futures ADV·Open Interest



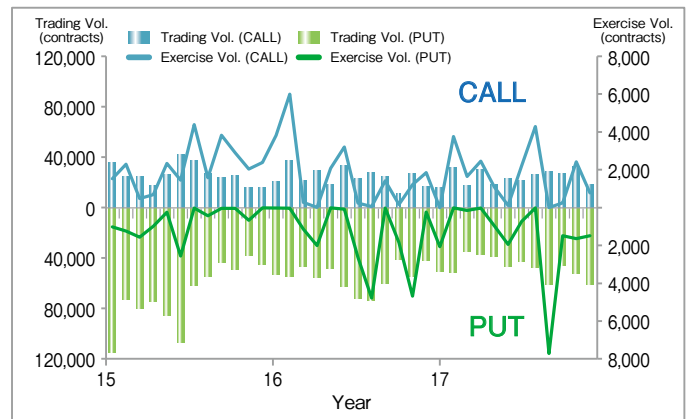
Trading Volume by Type of Investors (Options on JGB Futures)



S&P/JPX JGB VIX·10-year JGB Futures



Monthly Trading Volume and Exercise Volume



Contract Specifications

Product	Trading Hours		Tick Size (point/¥)		Unit	No. of Contract Months	Margin per Unit (¥) (As of the end of Dec. 2017)	Vendor Code				
	Auction	Block	Auction	Block				Bloomberg	Reuters	QUICK		
Nikkei 225 Futures	(JST) 8:45~15:15 16:30~ 5:30 (GMT) 23:45~ 6:15 7:30~20:30 (ET) 18:45~ 1:15 2:30~15:30	(JST) 8:20~16:00 16:15~ 5:30 (GMT) 23:20~ 7:00 7:15~20:30 (ET) 18:20~ 2:00 2:15~15:30	10	0.0001	* 1,000	13	¥630,000	NKA<INDEX>	0#JNI:	101.555		
Nikkei 225 mini			5		* 100	16	¥63,000	NOA<INDEX>	0#JNM:	111.555		
TOPIX Futures			0.5		* 10,000	5	¥465,000	TPA<INDEX>	0#JTI:	151.555		
mini-TOPIX Futures			0.25		* 1,000	3	¥46,500	TMIA<INDEX>	0#JTM:	159.555		
JPX-Nikkei 400 Futures			5		* 100	5	¥41,000	JPWA<INDEX>	0#JN4F:	105.555		
TSE Mothers Index Futures			1		* 1,000	5	¥42,000	MROA<INDEX>	0#JMI:	154.555		
TOPIX Core30 Futures			0.5		* 1,000	3	¥22,000	TPCA<INDEX>	0#JTC:	171.555		
TSE REIT Index Futures			0.5		* 1,000	3	¥25,500	TREA<INDEX>	0#JRT:	155.555		
TOPIX Banks Index Futures			0.1		* 10,000	3	¥67,000	TZA<INDEX>	0#JBK:	348.555		
RN Prime Index Futures			0.5		* 10,000	5	¥345,000	AZA<INDEX>	0#JRN:	140.555		
Nikkei 225 Dividend Index Futures			0.1		* 1,000	8 (*1)	¥12,700	INTA<INDEX>	0#JND:	112.555		
TOPIX Dividend Index Futures			0.01		* 10,000	8 (*1)	¥9,000	TDIA<INDEX>	0#JTD:	178.555		
TOPIX Core30 Dividend Index Futures			0.01		* 10,000	8 (*1)	¥7,900	TCDA<INDEX>	0#JRD:	179.555		
DJIA Futures			1		* 100	4	¥45,600	ODAA<INDEX>	0#JDI:	144.555		
India Nifty50 Futures			1		* 100	3	¥21,700	ONYA<INDEX>	0#JNF:	146.555		
FTSE China 50 Index Futures			5		* 100	4	¥60,000	OFCA<INDEX>	0#JFC:	148.555		
TAIEX Futures			(JST) 8:45~15:15		N/A	1	* 100	5	¥17,300	OFTA<INDEX>	0#TJW:	147.555
Nikkei 225 VI Futures			(JST) 9:00~15:15 16:30~19:00		(JST) 8:20~16:00 16:15~19:00	0.05	* 10,000	8	¥27,500	JVIA<INDEX>	0#JNV:	145.555

5-year JGB Futures	(JST) 8:45~11:02 12:30~15:02 15:30~ 5:30	(JST) 8:20~15:15 15:25~ 5:30	0.01	0.0001	* 1,000,000	3	¥120,000	JJA<CMDTY>	0#JMB:	604.555
10-year JGB Futures	(GMT) 23:45~ 2:02 3:30~ 6:02 6:30~20:30	(GMT) 23:20~ 6:15 6:25~20:30	0.01		* 1,000,000	3	¥450,000	JBA<CMDTY>	0#JGB:	601.555
mini-10-year JGB Futures	(ET) 18:45~21:02 22:30~ 1:02 1:30~15:30	(ET) 18:20~ 1:15 1:25~15:30	0.005		* 100,000	3	¥45,000	MJBA<CMDTY>	0#JGM:	611.555
20-year JGB Futures			0.01		* 1,000,000	3	¥1,240,000	JJAA<CMDTY>	0#JTB:	602.555

(*1) 9 contract months between Jan. to Mar.

Product	Trading Hours		Tick Size (point/¥)		Unit	No. of Contract Months	Minimum No. of Exercise Prices	Vendor Code		
	Auction	Block	Auction	Block				Bloomberg	Reuters	QUICK
Nikkei 225 Options	(JST) 9:00~15:15 16:30~ 5:30 (GMT) 0:00~ 6:15 7:30~20:30	(JST) 8:20~16:00 16:15~ 5:30 (GMT) 23:20~ 7:00 7:15~20:30	<depending on the option price> ¥50 or less : 1 above ¥50 to ¥1,000 : 5 above ¥1,000 : 10	0.0001	* 1,000	19	nearest 3 contract months : 49 (ATM±24) the other contract months : 33 (ATM±16)	NKY<INDEX>	0#JNI*.OS	OP2@
								Week1 WNKYA <Index> Week3 WNKYC <Index> Week4 WNKYD <Index> Week5 WNKYE <Index>	Week1 0# JN11W*.OS Week3 0# JN13W*.OS Week4 0# JN14W*.OS Week5 0# JN15W*.OS	OPW@
TOPIX Options	(ET) 19:00~ 1:15 2:30~15:30	(ET) 18:20~ 2:00 2:15~15:30	<depending on the option price> 20pts or less : 0.1 above 20pts : 0.5	0.0001	* 10,000	19	nearest 3 contract months : 19 (ATM±9) the other contract months : 13 (ATM±6)	TPX<INDEX>	0#JTI*.OS	OPT@
JPX-Nikkei 400 Options			<depending on the option price> 50pts or less : 1 above 50pts : 5					* 1,000	19	17 (ATM±8)
Single Stock Options	9:00~11:35 12:30~15:15	8:20~16:00	depending on the option price	<depending on the trading unit of the underlying> even number: 0.1 odd number: 1	* minimum trading unit of the underlying	4	5 (ATM±2)	(security code) <EQUITY>OMON	0#(security code)*.OS	KO@15
Options on JGB Futures	8:45~11:02 12:30~15:02 15:30~ 5:30	8:20~15:15 15:25~ 5:30	0.01	0.0001	* 1,000,000	3~4	21 (ATM±10)	JBA<CMDTY> OMON	0#JGB+	GB@

Trading Fees (as of December, 2017)

Products		Exchange Trading Fees		(Reference) Clearing Fees of JSCC	
Nikkei 225 Futures	Regular Trade	Volume Discount Table (*1) (Trading Volume) (Prop) (Customer) 0 - 10,000 : ¥70 ¥110 more than 10,000 - 50,000 : ¥35 ¥70 more than 50,000 - 100,000 : ¥20 ¥40 more than 100,000 - : ¥15 ¥30		Regular Trade	¥20 per contract
				SQ Settlement	¥130 per contract
Nikkei 225 mini	Regular Trade	Volume Discount Table (*1) (Trading Volume) (Prop) (Customer) 0 - 100,000 : ¥7 ¥11 more than 100,000 - 500,000 : ¥6 ¥8 more than 500,000 - 1,000,000 : ¥4 ¥6 more than 1,000,000 - : ¥3.5 ¥4.5		Regular Trade	¥2 per contract
				SQ Settlement	¥13 per contract
TOPIX Futures	Regular Trade	Volume Discount Table (*1) (Trading Volume) (Fee) 0 - 100,000 : ¥55 more than 100,000 - 300,000 : ¥35 more than 300,000 - : ¥30		Regular Trade	¥20 per contract
				SQ Settlement	¥57 per contract
mini-TOPIX Futures TSE Mothers Index Futures TOPIX Core30 Futures TSE REIT Index Futures	Regular Trade	¥7 per contract		Regular Trade	¥2 per contract
				SQ Settlement	¥6 per contract
JPX-Nikkei 400 Futures	Regular Trade	¥7 per contract		Regular Trade	¥2 per contract
				SQ Settlement	¥13 per contract
TOPIX Banks Index Futures	Regular Trade	¥55 per contract		Regular Trade	¥20 per contract
				SQ Settlement	¥57 per contract
Nikkei 225 Dividend Index Futures TOPIX Dividend Index Futures TOPIX Core30 Dividend Index Futures	Regular Trade	¥7 per contract (currently discounted from the fees on the volume discount (*1)) (Trading Volume) (Fee) up to 5,000 : ¥40 more than 5,000 : ¥20		Regular Trade	¥10 per contract
				SQ Settlement	¥30 per contract
Nikkei 225 VI Futures	Regular Trade	¥80 per contract		Regular Trade	¥20 per contract
				SQ Settlement	¥100 per contract
DJIA Futures India Nifty50 Futures FTSE China 50 Index Futures TAIEX Futures	Regular Trade	¥40 per contract		Regular Trade	¥5 per contract
				SQ Settlement	¥45 per contract
RN Prime Index Futures	Regular Trade	¥29 per contract		Regular Trade	¥16 per contract
				SQ Settlement	¥45 per contract
10-year JGB Futures 5-year JGB Futures 20-year JGB Futures	Regular Trade	¥95 per contract		Regular Trade	¥49 per contract
	Trade by Exercise of Options on JGB Futures	¥82 per contract		Trade by Exercise of Options on JGB Futures	
	Physical delivery	¥10 per contract		Physical delivery	
mini-10-year JGB Futures	Regular Trade	¥20 per contract		Regular Trade	¥5 per contract
				Final settlement	¥15 per contract
Nikkei 225 Options	Regular Options	Regular Trade	Volume Discount Table (*1) (*2) (Trading Value) (Fee) 0 - ¥10 bil. : 5.0 bps more than ¥10 bil. - ¥25 bil. : 3.5 bps more than ¥25 bil. - ¥35 bil. : 2.5 bps more than ¥35 bil. - : 1.5 bps	Regular Trade	0.5 bps per Trading Value (*3)
				Exercise	5.5 bps per amount of money transferred by exercise of options contract (*3)
	Weekly Options	Regular Trade	¥40 per contract	Regular Trade	¥10 per contract
				Exercise	¥130 per contract
TOPIX Options JPX-Nikkei 400 Options	Regular Trade	Regular Trade	¥40 per contract	Regular Trade	¥10 per contract
				Exercise	¥10 per contract
Single Stock Options	Regular Trade	Regular Trade	(Trading unit of the underlying security) (Fee) less than 10 : ¥1 more than or equal to 10 but less than 100 : ¥5 more than or equal to 100 : ¥10	Regular Trade	(Trading unit of the underlying security) (Fee) less than 10 : ¥1 more than or equal to 10 but less than 100 : ¥5 more than or equal to 100 : ¥10
				Exercise	(Trading unit of the underlying security) (Fee) (*4) less than 10 : ¥1 more than or equal to 10 but less than 100 : ¥5 more than or equal to 100 : ¥10
Options on JGB Futures	Regular Trade	Regular Trade	¥40 per contract	Regular Trade	¥10 per contract
				Exercise	¥10 per contract

(*1) Volume discount is applied based on the monthly average trading volume or value over the three months from the month four months prior to the object month of fee calculation to the month two months prior to the object month of fee calculation.

(*2) The maximum fee is ¥350 per trading unit. The minimum fee is ¥5 per trading unit.

(*3) The maximum clearing fee is ¥35 per trading unit for regular trades and ¥385 per trading unit for exercises.

(*4) Clearing fees for cash trading (trading value of cash trading by exercise × 0.04 bp) will be required additionally.

Note: Give-up fees (¥5 per contract) will be charged on the clearing broker. For Nikkei 225 mini, mini-TOPIX Futures, JPX-Nikkei Index 400 Futures, TSE Mothers Index Futures, TOPIX Core30 Futures, TSE REIT Index Futures, Dividend Index Futures, and mini-10-year JGB Futures, give-up fees are ¥1 per contract.

Trading Data (2017)

Products		Trading Volume	Change	Trading Value	Exercise Volume	Open Interest	
Equity	Futures	Nikkei 225 Futures	23,054,495	-13.9%	467,109,467	—	413,373
		Nikkei 225 mini	219,518,050	-6.2%	445,077,416	—	683,633
		TOPIX Futures	24,392,610	+8.1%	397,628,038	—	665,746
		mini-TOPIX Futures	3,624,850	+22.7%	5,978,867	—	31,128
		JPX-Nikkei 400 Futures	7,669,469	+4.1%	11,167,497	—	140,190
		TSE Mothers Index Futures	254,100	+369.1%	276,566	—	8,168
		TOPIX Core30 Futures	2,830	-48.0%	2,115	—	233
		TSE REIT Index Futures	306,302	+20.8%	523,675	—	23,091
		TOPIX Banks Index Futures	172,701	+423.3%	323,298	—	21,484
		Nikkei 225 Dividend Index Futures	6,682	-65.4%	2,570	—	7,722
		Nikkei 225 VI Futures	17,006	-78.2%	2,986	—	431
		DJIA Futures	71,194	+11.6%	156,066	—	1,104
		India Nifty50 Futures	706	+31.7%	711	—	12
		TAIEX Futures	1	-99.5%	1	—	0
	Options	Nikkei 225 Options	33,088,569	-2.7%	5,869,140	1,170,497	2,086,075
		Weekly Options	493,801	+92.6%	21,097	29,526	2,229
		TOPIX Options	259,384	+78.0%	79,942	48,289	76,958
		Single Stock Options	915,787	-0.7%	13,220	94,637	78,082
Bond	Futures	10-year JGB Futures	8,190,265	+10.9%	1,233,261,553	—	96,251
		mini-10-year JGB Futures	1,602	-72.1%	24,107	—	62
		20-year JGB Futures	303	-64.1%	46,695	—	1
	Options	Options on JGB Futures	861,714	-10.1%	76,858	37,431	20,995
Total		322,408,620	-4.5%	2,567,620,788	1,350,854	4,354,739	

(Contracts, ¥ million)

Trading Records

	Nikkei 225 Futures		TOPIX Futures		10-year JGB Futures	
	2017 (Contracts, ¥) (Date)	Historical (Contracts, ¥) (Date)	2017 (Contracts, points) (Date)	Historical (Contracts, points) (Date)	2017 (Contracts, ¥) (Date)	Historical (Contracts, ¥) (Date)
Highest Daily Trading Volume	473,769 (Mar 7, 2017)	739,909 (Dec 7, 1999)	942,810 (Dec 5, 2017)	942,810 (Dec 5, 2017)	162,107 (Jun 8, 2017)	211,110 (Jun 7, 2007)
Lowest Daily Trading Volume	15,763 (Dec 26, 2017)	0 (Jan 31, 1994)	26,573 (Dec 27, 2017)	0 (Jan 31, 1994)	11,930 (Aug 7, 2017)	0 (Oct 25, 1985)
Highest Open Interest	595,169 (Dec 4, 2017)	684,617 (Mar 14, 2008)	798,553 (Dec 6, 2017)	816,960 (Jun 10, 2015)	120,998 (Dec 5, 2017)	310,415 (Feb 8, 2000)
Lowest Open Interest	354,229 (Sep 8, 2017)	10,450 (Sep 9, 1988)	560,142 (Feb 6, 2017)	11,183 (Dec 8, 1988)	77,290 (Mar 21, 2017)	14,585 (Dec 12, 1985)
Highest Price	23,430 (Nov 9, 2017)	39,820 (Dec 27, 1989)	1,848.0 (Nov 9, 2017)	2,956.0 (Dec 18, 1989)	151.51 (Sep 8, 2017)	154.01 (Jul 28, 2016)
Lowest Price	18,190 (Apr 17, 2017)	6,830 (Oct 28, 2008)	1,450.0 (Apr 17, 2017)	687.0 (Mar 13, 2009)	149.28 (Feb 3, 2017)	87.08 (Sep 27, 1990)

Contact: JPX (Japan Exchange Group)

Osaka Exchange ,Inc. - JPX Group Derivatives Business Development Dept.

Tel:+81-(0)-50-3377-8645 mkt-dept@jpx.co.jp

London Representative Office

Tel:+44-(0)-20-7329-2155 admin@jpxldn.co.uk

New York Representative Office

Tel:+1-212-363-2350 contact@jpxnyrep.com

Singapore Branch

Tel:+65-6438-5100 mkt-dept@jpx.co.jp

Beijing Representative Office

Tel:+86-10-8517-1128 tsebjrep@tsebjrep.com.cn

Hong Kong Representative Office

Tel:+852-3796-7010 mkt-dept@jpx.co.jp

Disclaimer: The descriptions in this publication are intended solely for the purpose of providing information on futures and options. Losses may be incurred due to fluctuation of prices of futures and/or options, etc. and the entire deposited margin or a portion of such may be lost. Losses may also exceed the deposited margin. Investors must carefully review the documents provided by their financial services provider before trading futures and/or options, and must trade on their own responsibility based on their own judgment only after fully understanding the product qualities, the trading mechanism, relevant fees, the risk involved, etc. While very effort is taken to ensure the accuracy of the information contained in this publication, Osaka Exchange, Inc. ("OSE"), shall not guarantee and be liable for any damages caused by any errors or omissions in this publication. OSE subsidiaries reserve the right to change the contents of this publication without prior notice. ■ "JPX-Nikkei Index 400" ("JPX-Nikkei 400") is a copyrighted work calculated by methods independently developed by Japan Exchange Group, Inc. ("JPX"), Tokyo Stock Exchange, Inc. ("TSE") and Nikkei Inc. ("Nikkei"). JPX, TSE and Nikkei own copyrights and any other intellectual property rights to the JPX-Nikkei 400 and the methods used to calculate the JPX-Nikkei 400. All the business and trading regulations on futures contracts based on JPX-Nikkei 400 shall be managed under the responsibilities of OSE and its participants. Accordingly, JPX, TSE and Nikkei, which manage the JPX-Nikkei 400 shall not assume any obligations or responsibilities for related business and trading regulations. JPX, TSE and Nikkei shall not be obligated to continuously publish the JPX-Nikkei 400. JPX, TSE and Nikkei shall not be liable for any error, delay or discontinuation of publication of JPX-Nikkei 400. JPX, TSE and Nikkei shall have the right to make any changes in component stocks, calculation methods and any other elements or contents of the JPX-Nikkei 400. JPX, TSE and Nikkei shall also have the right to discontinue publishing the JPX-Nikkei 400. ■ "Dow Jones Industrial AverageSM" is a product of Dow Jones Indexes, the marketing name and a licensed trademark of CME Group Index Services LLC ("CME Indexes") and has been licensed for use. "Dow Jones®", "Dow Jones Industrial AverageSM" and "Dow Jones Indexes" are service marks of Dow Jones Trademark Holdings, LLC ("Dow Jones"), and have been licensed to CME Indexes and sublicensed to and for use for certain purposes by OSE. Dow Jones Industrial Average ("DJIA") Futures based on the Dow Jones Industrial AverageSM are not sponsored, endorsed, sold or promoted by CME Indexes, Dow Jones or their respective affiliates, and CME Indexes, Dow Jones and their respective affiliates make no representation regarding the advisability of trading in such product(s). ■ TWSE Capitalization Weighted Stock Index is calculated by Taiwan Stock Exchange Corporation ("TWSE"). TWSE does not sponsor, endorse or promote this product. All copyright in the index values and constituent list vests in TWSE. OSE has obtained a licence from TWSE to use such copyright in the creation of this product. ■ All rights in the FTSE China 50 Index ("Index") vest in FTSE International Limited ("FTSE"). "FTSE®" is a trade mark of the London Stock Exchange Group companies and is used by FTSE under licence. The FTSE China 50 Index Futures ("Product") has been developed solely by OSE, Inc. The Index is calculated by FTSE or its agent. FTSE and its licensors are not connected to and do not sponsor, advise, recommend, endorse or promote the Product and do not accept any liability whatsoever to any person arising out of (a) the use of, reliance on or any error in the Index or (b) investment in or operation of the Product. FTSE makes no claim, prediction, warranty or representation either as to the results to be obtained from the Product or the suitability of the Index for the purpose to which it is being put by OSE. ■ OSE, JPX and S&P Dow Jones Indices LLC ("S&P DJI") calculate and publish the S&P/JPX JGB VIX Index based on the volatility of 10-year JGB Futures contract in accordance with, as a general rule, the methods described in the white paper. When an event that is not specified in the document occurs, or if OSE, JPX and S&P DJI decide that it is difficult to use the methods described in the document, OSE, JPX and S&P DJI may use an alternative method of index calculation as they deem appropriate. Information expressed in the document is subject to change without notice and in those cases OSE, JPX and S&P DJI undertake no obligation to notify users of the document of such changes. OSE, JPX and S&P DJI may delay or terminate calculation of the S&P/JPX JGB VIX Index as a result of system failure, power failure, natural disaster, maintenance work, or any other reason. OSE, JPX and S&P DJI will not accept any responsibility for any damage or loss arising from delayed transmission or inability to transmit information. OSE, JPX and S&P DJI provide no assurance regarding the accuracy or completeness of the S&P/JPX JGB VIX Index. OSE, JPX and S&P DJI shall not be liable for the miscalculation or incorrect publication of the S&P/JPX JGB VIX Index and will not accept any responsibility for any decisions made based on the use of this information.

Copyright © Osaka Exchange, Inc. All rights reserved.