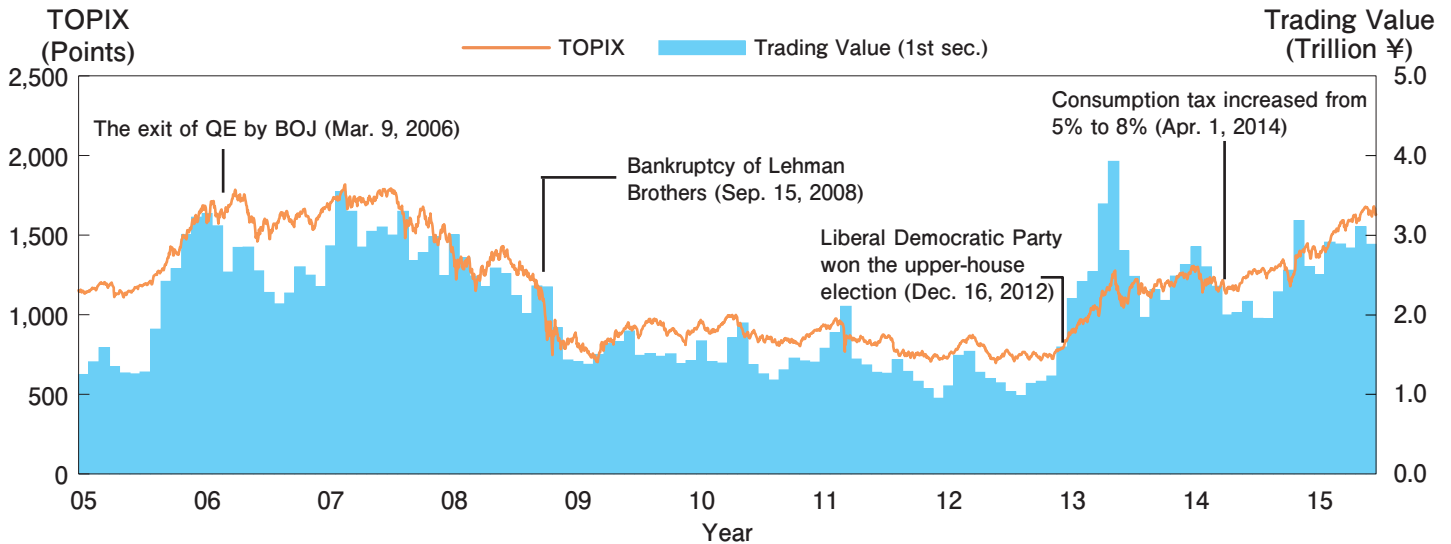


Market Condition

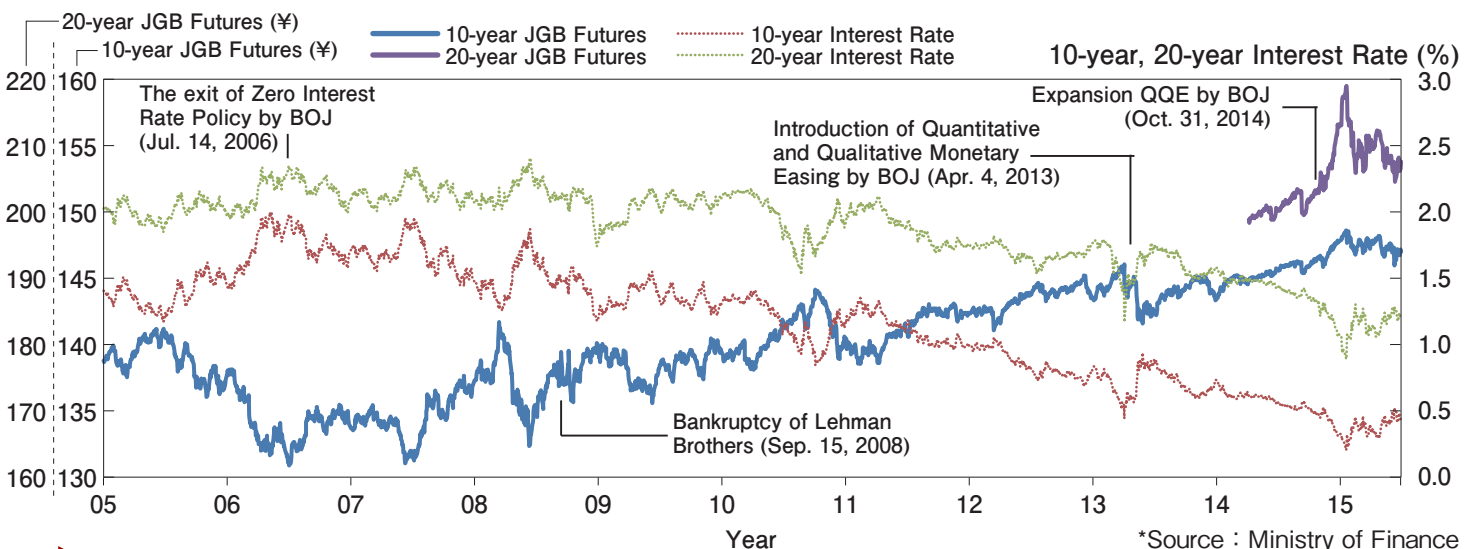
TOPIX and Trading Value of TSE 1st Section (Daily Average)



Trading Volume of Derivatives Market (ADV)



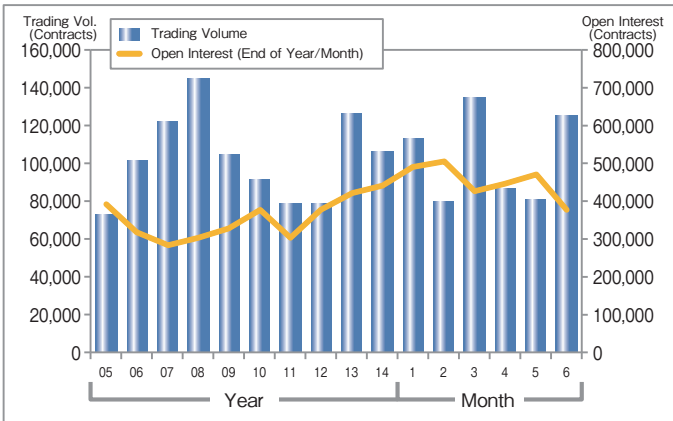
JGB Futures and Interest Rate



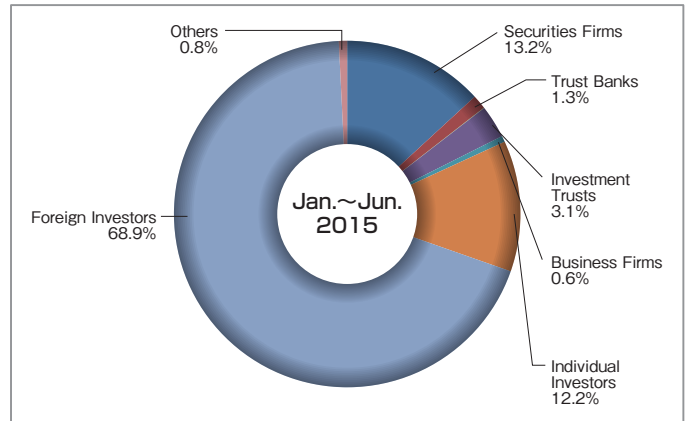
*Source : Ministry of Finance

Index Futures

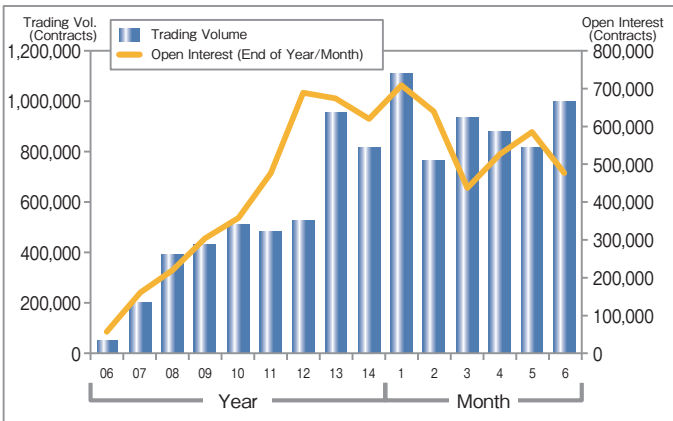
Nikkei 225 Futures ADV·Open Interest



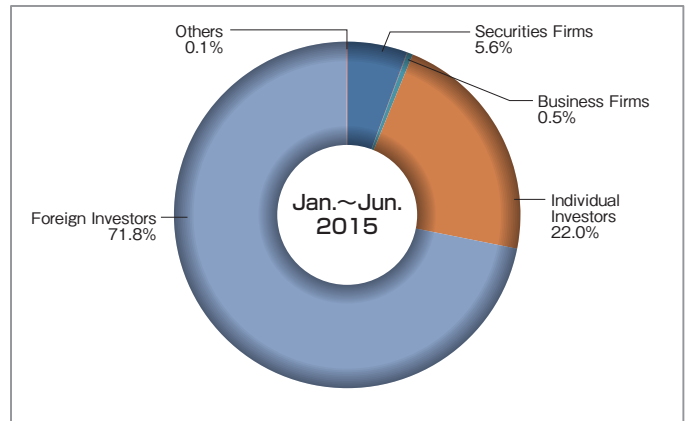
Type of Investors (Nikkei 225 Futures)



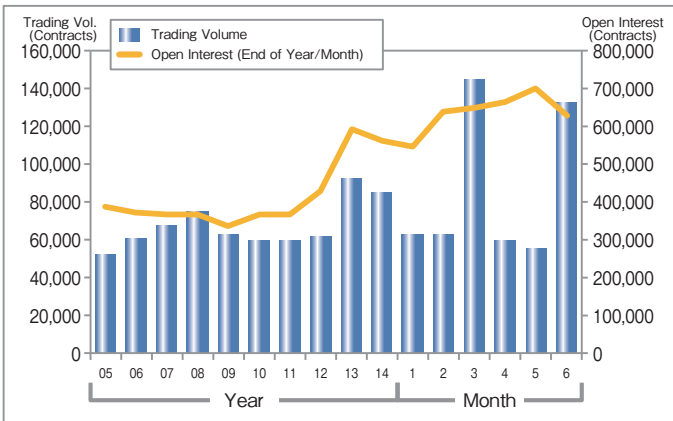
Nikkei 225 mini ADV·Open Interest



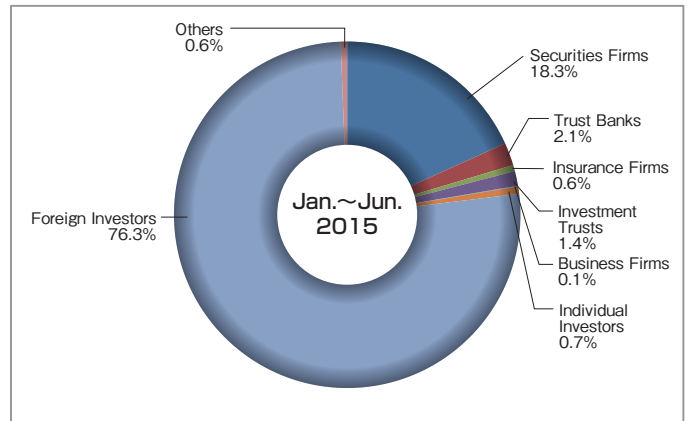
Type of Investors (Nikkei 225 mini)



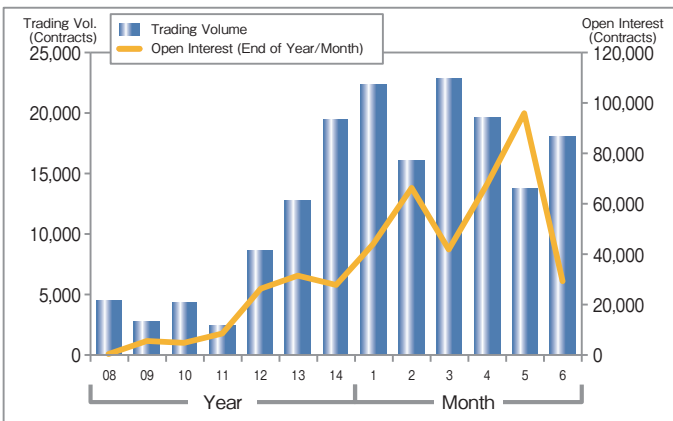
TOPIX Futures ADV·Open Interest



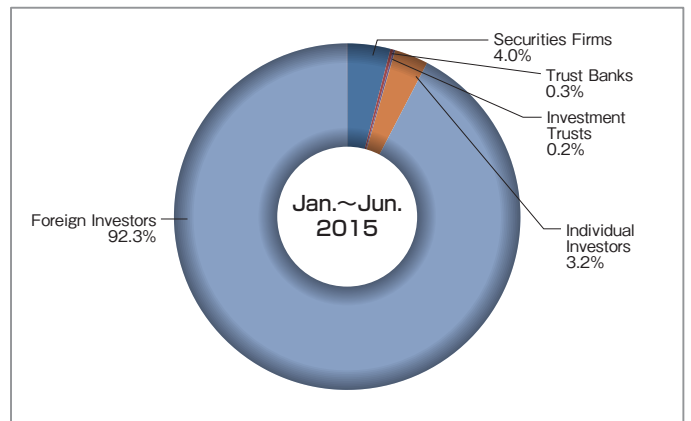
Type of Investors (TOPIX Futures)



mini-TOPIX Futures ADV·Open Interest

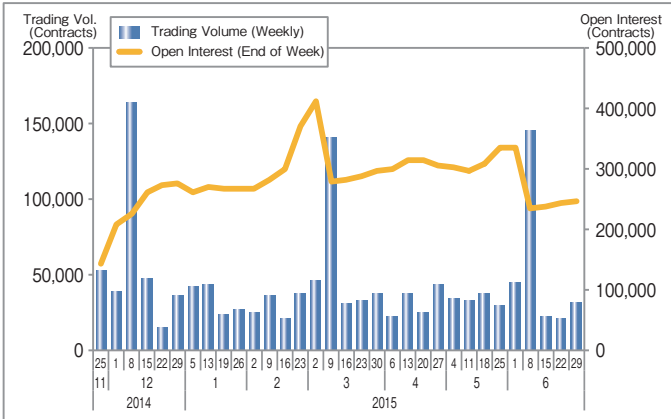


Type of Investors (mini TOPIX Futures)

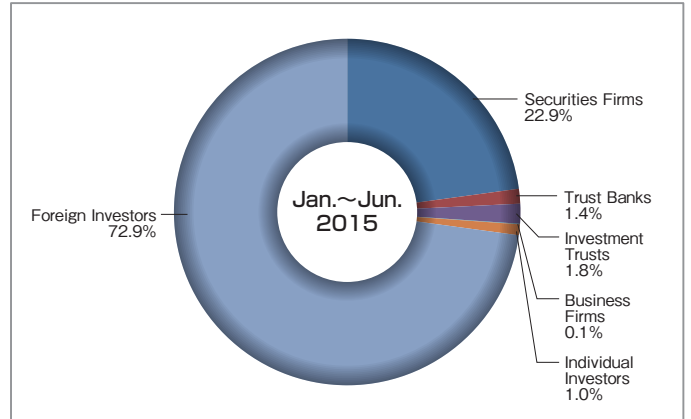


Index Futures

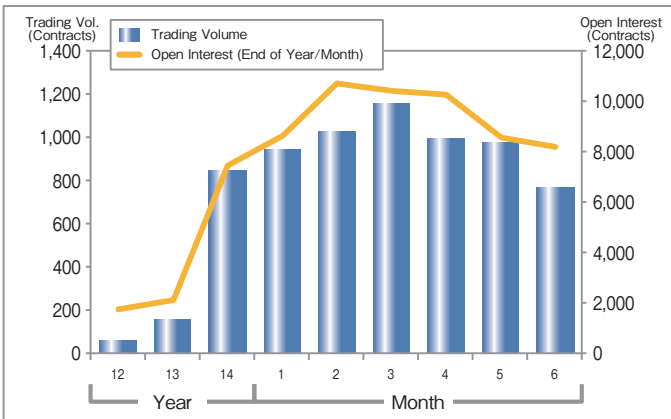
JPX-Nikkei Index 400 Futures Weekly ADV·Open Interest



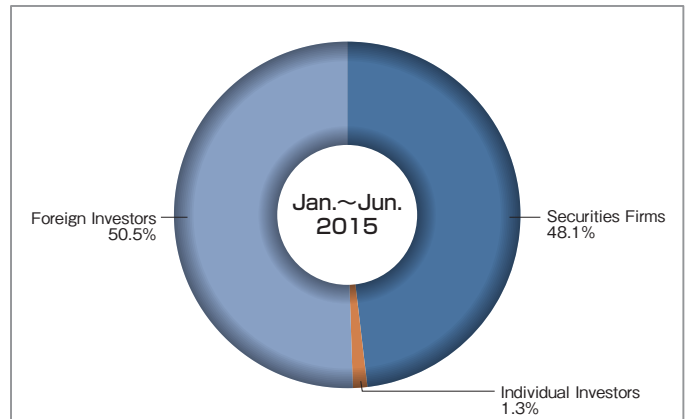
Type of Investors (JPX-Nikkei Index 400 Futures)



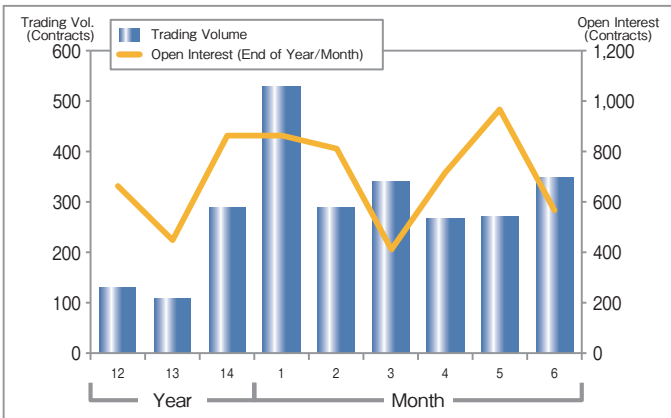
Nikkei 225 VI Futures ADV·Open Interest



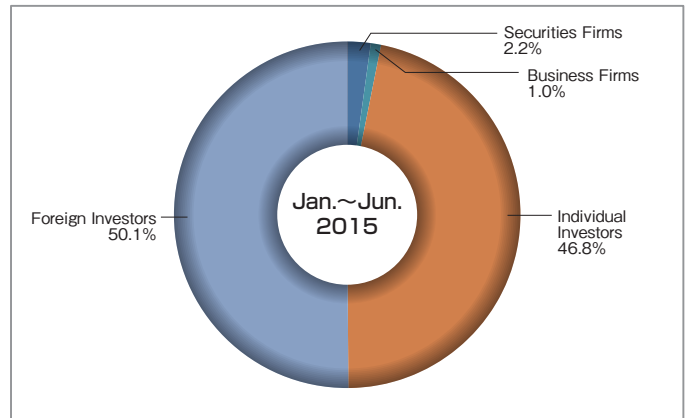
Type of Investors (Nikkei VI Futures)



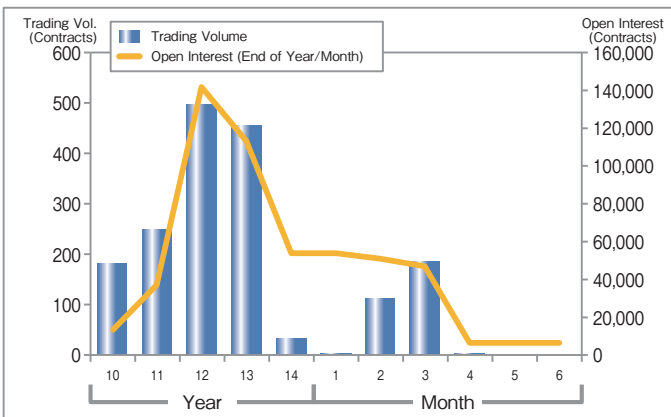
DJIA Futures ADV·Open Interest



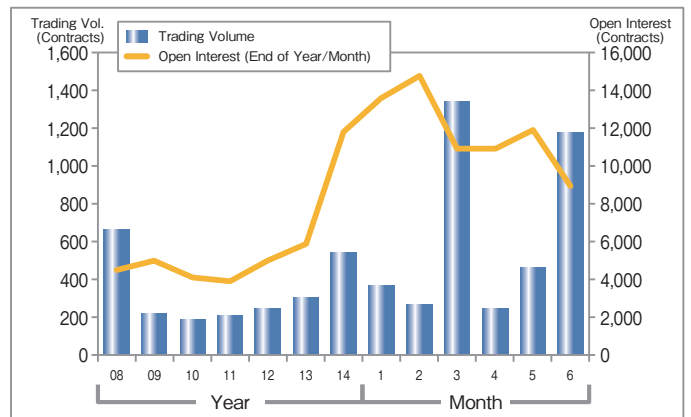
Type of Investors (DJIA Futures)



Nikkei 225 Dividend Index Futures ADV·Open Interest

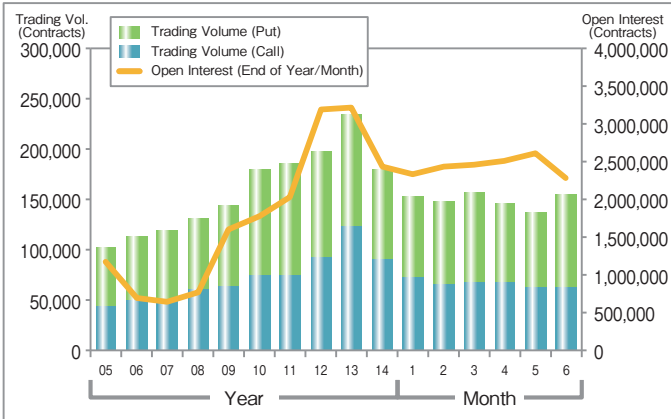


TSE REIT Index Futures ADV·Open Interest

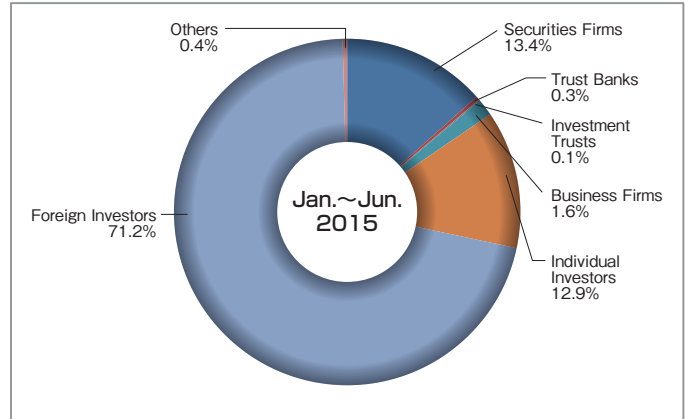


Index Options

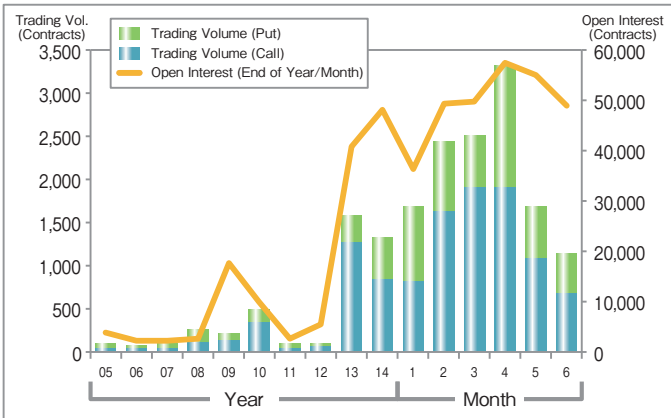
Nikkei 225 Options ADV·Open Interest



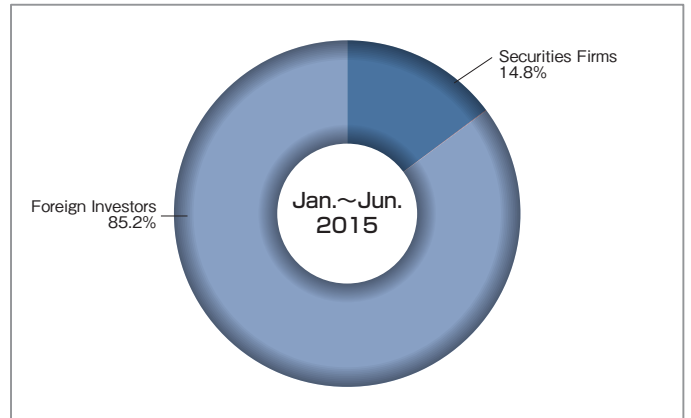
Type of Investors (Nikkei 225 Options)



TOPIX Options ADV·Open Interest

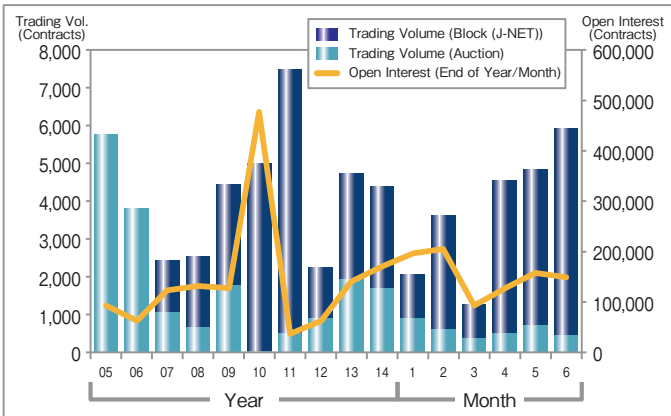


Type of Investors (TOPIX Options)

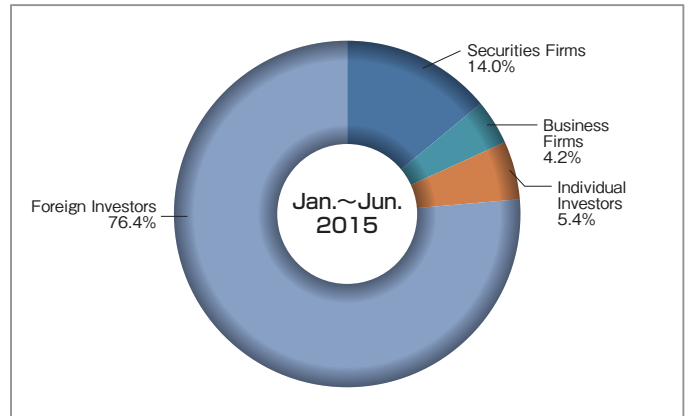


Securities Options

Securities Options ADV·Open Interest



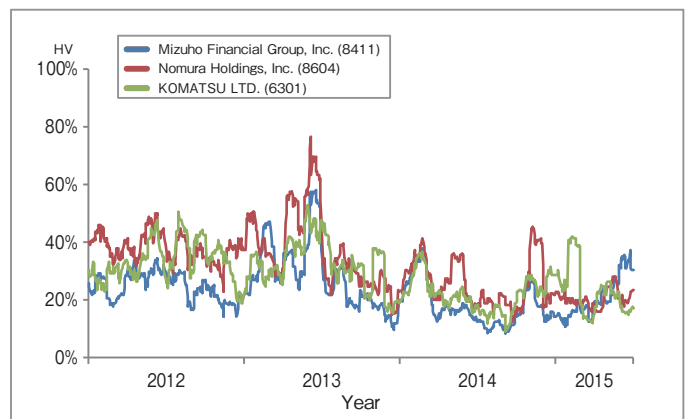
Type of Investors (Securities Options)



Trading Volume by Underlying Securities (Jan.~Jun. 2015)

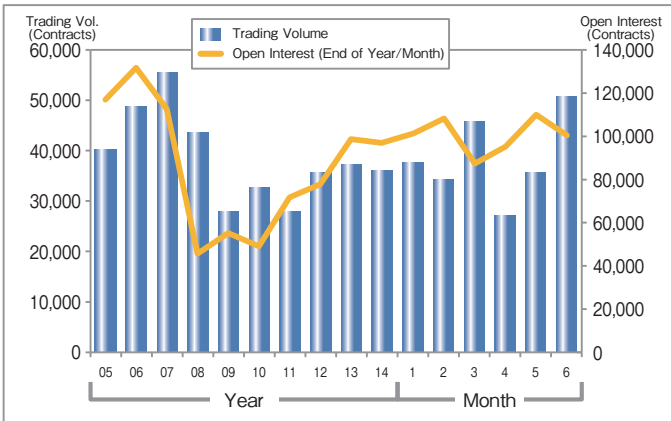
Ranking	Code	Issues	Trading Volume	Share
1	8411	Mizuho Financial Group, Inc.	64,401	14.4%
2	8604	Nomura Holdings, Inc.	50,060	11.2%
3	6301	KOMATSU LTD.	32,458	7.2%
4	8306	Mitsubishi UFJ Financial Group, Inc.	30,273	6.7%
5	4676	FUJI MEDIA HOLDINGS, INC.	28,203	6.3%
6	8113	Unicharm Corporation	21,640	4.8%
7	7267	HONDA MOTOR CO., LTD.	16,002	3.6%
8	2914	JAPAN TOBACCO INC.	15,721	3.5%
9	7261	Mazda Motor Corporation	15,430	3.4%
10	9984	SoftBank Group Corp.	14,691	3.3%

HV (Top 3 Underlying Securities by Trading Volume)

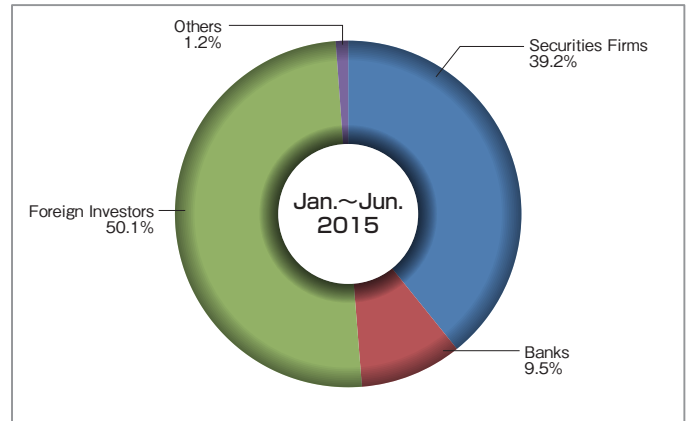


JGB Futures

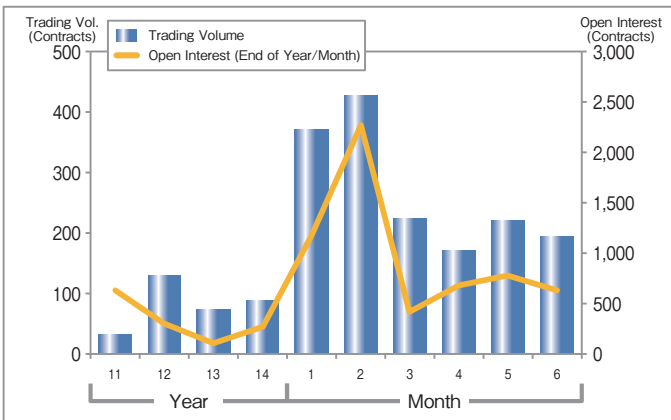
10-year JGB Futures ADV·Open Interest



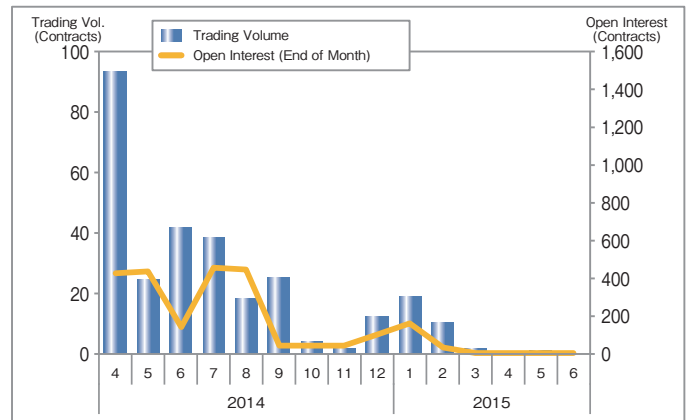
Type of Investors (10-year JGB Futures)



mini-10-year JGB Futures ADV·Open Interest

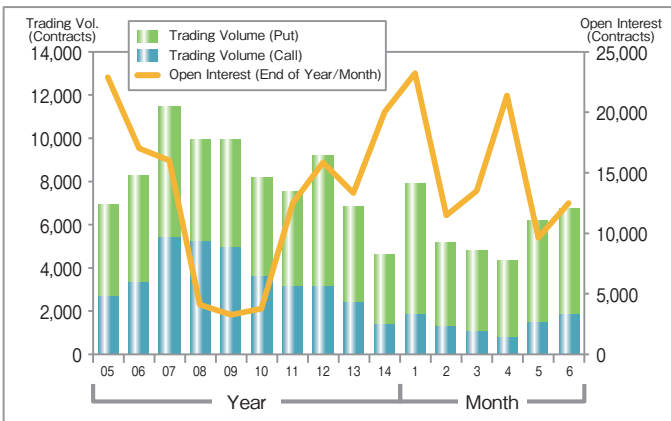


20-year JGB Futures ADV·Open Interest

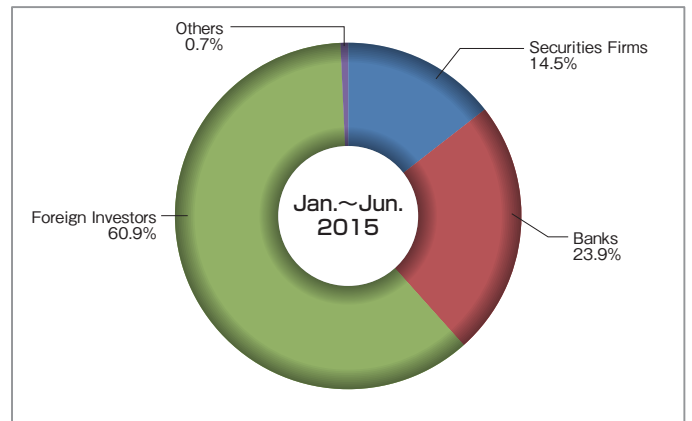


Options on JGB Futures

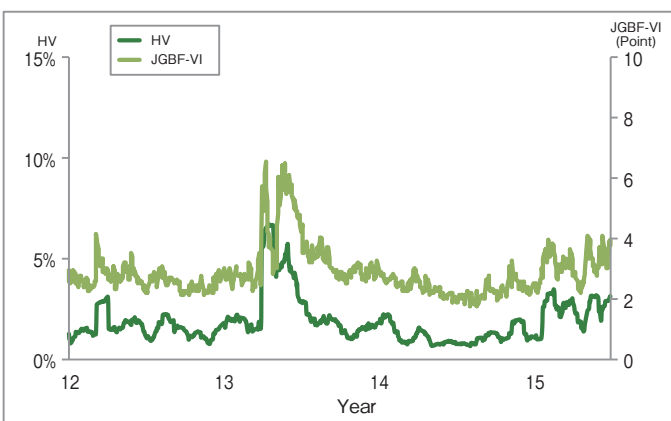
Options on JGB Futures ADV·Open Interest



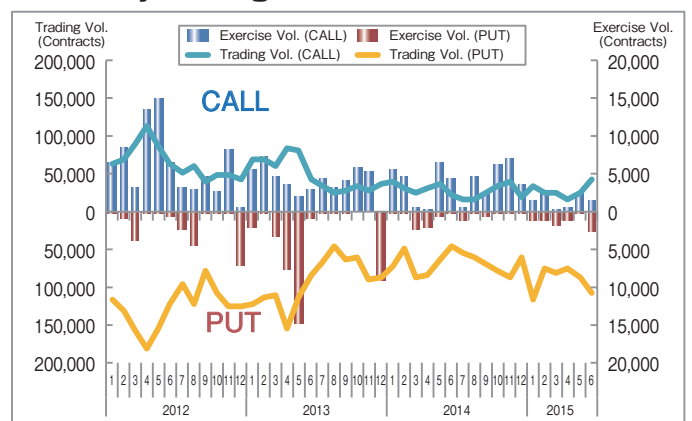
Type of Investors (Options on JGB Futures)



HV·VI



Monthly Trading Volume and Exercise Volume



Contract Specifications

Products	Trading Hours		Tick Size (point/¥)		Unit	No. of Contract Months	Margin per contract (¥) (As of the end of Jun. 2015)	Vendor Codes				
	Auction	Block (J-NET)	Auction	Block (J-NET)				Bloomberg	Reuters	QUICK		
Nikkei 225 Futures	9:00~15:15 16:30~ 3:00	8:20~16:00 16:15~ 3:00	10	1	* 1,000	13	¥600,000	NKA<INDEX>	0#JNI:	101.555		
Nikkei 225 mini			5	1	* 100	16	¥60,000	NOA<INDEX>	0#JNM:	111.555		
TOPIX Futures			0.5	0.1	* 10,000	5	¥435,000	TPA<INDEX>	0#JTI:	151.555		
mini-TOPIX Futures			0.25	0.05	* 1,000	3	¥43,500	TMIA<INDEX>	0#JTM:	159.555		
JPX-Nikkei Index 400 Futures			5	1	* 100	5	¥40,000	JPWA<INDEX>	0#JN4F:	105.555		
TOPIX Core30 Futures			0.5	0.1	* 1,000	3	¥23,000	TPCA<INDEX>	0#JTC:	171.555		
TSE REIT Index Futures			0.5	0.1	* 1,000	3	¥59,000	TREA<INDEX>	0#JRT:	155.555		
TOPIX Banks Index Futures			0.1	0.1	* 10,000	3	¥85,000	TZA<INDEX>	0#JBK:	348.555		
RN Prime Index Futures			0.5	0.1	* 10,000	5	¥330,000	AZA<INDEX>	0#JRN:	140.555		
Nikkei 225 Dividend Index Futures			0.1	0.1	* 1,000	8 (*1)	¥8,500	INTA<INDEX>	0#JND:	112.555		
TOPIX Dividend Index Futures			0.01	0.01	* 10,000	8 (*1)	¥13,500	TDIA<INDEX>	0#JTD:	178.555		
TOPIX Core30 Dividend Index Futures			0.01	0.01	* 10,000	8 (*1)	¥7,200	TCDA<INDEX>	0#JRD:	179.555		
DJIA Futures			1	1	* 100	4	¥40,700	ODAA<INDEX>	0#JDI:	144.555		
CNX Nifty Futures			1	1	* 100	3	¥20,300	ONYA<INDEX>	0#JNF:	146.555		
Nikkei 225 VI Futures			9:00~15:15	8:20~16:00	0.05	0.01	* 10,000	8	¥44,500	JVIA<INDEX>	0#JNV:	145.555

5-year JGB Futures	8:45~11:02 12:30~15:02 15:30~ 3:00	8:20~15:15 15:25~ 3:00	0.01	0.01	* 1,000,000	3	¥140,000	JJA<CMDTY>	0#JMB:	604.555
10-year JGB Futures			0.01	0.01	* 1,000,000	3	¥600,000	JBA<CMDTY>	0#JGB:	601.555
mini-10-year JGB Futures			0.005	0.005	* 100,000	3	¥60,000	MJBA<CMDTY>	0#JGM:	611.555
20-year JGB Futures			0.01	0.01	* 1,000,000	3	¥1,880,000	JJAA<CMDTY>	0#JTB:	602.555

(*1) 9 contract months between Jan. to Mar.

Products	Trading Hours		Tick Size (point/¥)		Unit	No. of Contract Months	Minimum No. of Exercise Prices	Vendor Codes		
	Auction	Block (J-NET)	Auction	Block (J-NET)				Bloomberg	Reuters	QUICK
Nikkei 225 Options	9:00~15:15 16:30~ 3:00	8:20~16:00 16:15~ 3:00	<depending on the option price> ¥50 or less : 1 above ¥50 to ¥1,000 : 5 above ¥1,000 : 10	1	* 1,000	19	33 (ATM±16)	NKY<INDEX> OMON	0#JNI*.OS	OP2@
								Nearest 4 weekly contracts (except for the 2nd Friday)	17 (ATM±8)	Week1 WNKYA <INDEX> Week3 WNKYC <INDEX> Week4 WNKYD <INDEX> Week5 WNKYE <INDEX>
TOPIX Options			<depending on the option price> 20pts or less : 0.1 above 20pts : 0.5	0.1	* 10,000	8	<depending on the remaining trading period> 4 months or less : 19 (ATM±9) more than 4 months : 13 (ATM±6)	TPX<INDEX> OMON	0#JTI*.OS	OPT@
Securities Options	9:00~11:35 12:30~15:15	8:20~16:00	depending on the option price	<depending on the trading unit of the underlying> even number :0.1 odd number :1	* minimum trading unit of the underlying	4	5 (ATM±2)	(security code) <EQUITY>OMON	0#(security code)*.OS	KO@15
Options on JGB Futures	8:45~11:02 12:30~15:02 15:30~ 3:00	8:20~15:15 15:25~ 3:00	0.01	0.01	* 1,000,000	3~4	21 (ATM±10)	JBA<CMDTY> OMON	0#JGB+	GB@

Trading Fees (as of the end of June, 2015)

Products		Exchange Trading Fees (Rate)		(Reference) Clearing Fees of JSCC		
Nikkei 225 Futures	Regular Trade	Volume Discount Available (*1) (Contract) (Prop) (Customer) 0 - 10,000 : ¥ 70 ¥ 110 more than 10,000 - 50,000 : ¥ 35 ¥ 70 more than 50,000 - 100,000 : ¥ 20 ¥ 40 more than 100,000 - 150,000 : ¥ 15 ¥ 25 more than 150,000 - : ¥ 10 ¥ 25		Regular Trade	¥ 20 per contract	
				SQ Settlement	¥130 per contract	
Nikkei 225 mini	Regular Trade	Volume Discount Available (*1) (Contract) (Prop) (Customer) 0 - 100,000 : ¥ 7 ¥ 11 more than 100,000 - 500,000 : ¥ 6 ¥ 8 more than 500,000 - 1,000,000 : ¥ 4 ¥ 6 more than 1,000,000 - : ¥ 3 ¥ 4		Regular Trade	¥ 2 per contract	
				SQ Settlement	¥ 13 per contract	
TOPIX Futures	Regular Trade	Volume Discount Available (*1) (Contract) 0 - 100,000 : ¥ 55 more than 100,000 - 300,000 : ¥ 35 more than 300,000 - : ¥ 20		Regular Trade	¥ 20 per contract	
				SQ Settlement	¥ 57 per contract	
mini-TOPIX Futures TOPIX Core30 Futures TSE REIT Index Futures	Regular Trade	¥7 per contract		Regular Trade	¥ 2 per contract	
				SQ Settlement	¥ 6 per contract	
JPX-Nikkei Index 400 Futures	Regular Trade	¥7 per contract		Regular Trade	¥ 2 per contract	
				SQ Settlement	¥ 13 per contract	
TOPIX Banks Index Futures	Regular Trade	¥55 per contract		Regular Trade	¥ 20 per contract	
				SQ Settlement	¥ 57 per contract	
Nikkei 225 Dividend Index Futures TOPIX Dividend Index Futures TOPIX Core30 Dividend Index Futures	Regular Trade	¥7 per contract (currently discounted from ¥40)		Regular Trade	¥ 10 per contract	
				SQ Settlement	¥ 30 per contract	
Nikkei 225 VI Futures	Regular Trade	¥80 per contract		Regular Trade	¥ 20 per contract	
				SQ Settlement	¥100 per contract	
DJIA Futures CNX Nifty Futures	Regular Trade	¥40 per contract		Regular Trade	¥ 5 per contract	
				SQ Settlement	¥ 45 per contract	
RN Prime Index Futures	Regular Trade	¥29 per contract		Regular Trade	¥ 16 per contract	
				SQ Settlement	¥ 45 per contract	
10-year JGB Futures 5-year JGB Futures 20-year JGB Futures	Regular Trade	¥95 per contract		Regular Trade	¥ 49 per contract	
	Trade by Exercise of Options on JGB Futures	¥82 per contract		Trade by Exercise of Options on JGB Futures		
	Physical delivery	¥10 per contract		Physical delivery		
mini-10-year JGB Futures	Regular Trade	¥20 per contract		Regular Trade	¥ 5 per contract	
				Final settlement	¥ 15 per contract	
Nikkei 225 Options	Regular Options	Regular Trade	Volume Discount Available (*1) (*2) (Trading Value) 0 - ¥ 10 bil. : 5.0 bp more than ¥ 10 bil. - ¥ 25 bil. : 3.5 bp more than ¥ 25 bil. - ¥ 35 bil. : 2.5 bp more than ¥ 35 bil. - : 1.5 bp	Regular Trade	0.5 bp per Trading Value (*2)	
				Exercise	5.5 bp per amount to transfer by exercise (*2)	
	Weekly Options	Regular Trade	¥40 per contract		Regular Trade	¥ 10 per contract
					Exercise	¥130 per contract
TOPIX Options	Regular Trade	¥40 per contract		Regular Trade	¥ 10 per contract	
				Exercise	¥ 10 per contract	
Securities Options	Regular Trade	¥10 per contract		Regular Trade	¥ 10 per contract	
				Exercise (*3)	¥ 10 per contract	
Options on JGB Futures	Regular Trade	¥40 per contract		Regular Trade	¥ 10 per contract	
				Exercise	¥ 10 per contract	

(*1) Fee rate calculated by the table using monthly average trading volume of 3 months from 4 months prior until 2 months prior

(*2) The maximum fee is ¥ 350 per trading unit. The maximum clearing fees are ¥ 35 (Regular Trade) per trading unit and ¥ 385 (Exercise) per trading unit.

(*3) Clearing fees for cash trading (trading value of cash trading by exercise × 0.04 bp) will be required additionally.

(Note) Give-up fees (¥ 5 per contract) will be required for Clearing Broker.(¥ 1 for Nikkei 225 mini, mini TOPIX Futures, JPX-Nikkei Index 400 Futures, TOPIX Core30 Futures, TSE REIT Index Futures, Dividend Index Futures, mini-10-year JGB Futures)

Trading Data (Jan.-Jun. 2015)

Products		Trading Volume	Change	Trading Value	Exercise Volume	Open Interest	
Equity	Futures	Nikkei 225 Futures	12,697,394	+5.0%	242,356,167	—	377,812
		Nikkei 225 mini	111,136,714	+23.6%	211,973,301	—	474,566
		TOPIX Futures	10,717,179	+5.8%	166,907,012	—	629,209
		mini-TOPIX Futures	2,287,621	+21.3%	3,518,523	—	29,568
		JPX-Nikkei Index 400 Futures	5,083,176	—	7,166,958	—	247,074
		TOPIX Core30 Futures	1,790	+9.3%	1,435	—	465
		TSE REIT Index Futures	81,085	+45.1%	149,387	—	8,972
		TOPIX Banks Index Futures	14,379	+29.9%	30,888	—	2,530
		Nikkei 225 Dividend Index Futures	6,262	+18.6%	1,641	—	6,560
		Nikkei 225 VI Futures	118,427	+174.0%	25,801	—	8,192
		DJIA Futures	41,188	+47.3%	73,144	—	568
	CNX Nifty Futures	1,802	+340.6%	1,526	—	27	
	Options	Nikkei 225 Options	18,035,312	-14.3%	3,167,511	730,741	2,287,286
		Weekly Options	47,456	—	1,849	924	3,372
		TOPIX Options	256,228	+135.6%	54,673	73,363	48,674
Securities Options		448,667	-20.3%	3,379	145,165	148,561	
Bond	Futures	10-year JGB Futures	4,687,298	+16.0%	690,907,257	—	100,060
		mini-10-year JGB Futures	31,947	+313.1%	471,183	—	625
		20-year JGB Futures	612	-79.2%	129,995	—	0
	Options	Options on JGB Futures	705,633	+21.9%	92,604	16,400	12,450

(Contracts, million ¥)

Trading Records

	Nikkei 225 Futures		TOPIX Futures		10-year JGB Futures	
	2015 (Jan.-Jun.) (Contracts, ¥) (Date)	Historical (Contracts, ¥) (Date)	2015 (Jan.-Jun.) (Contracts, Points) (Date)	Historical (Contracts, Points) (Date)	2015 (Jan.-Jun.) (Contracts, ¥) (Date)	Historical (Contracts, ¥) (Date)
Highest Daily Trading Volume	429,437 (15/03/10)	739,909 (99/12/07)	721,492 (15/06/09)	747,937 (13/06/11)	152,862 (15/06/09)	211,110 (07/06/07)
Lowest Daily Trading Volume	44,133 (15/02/17)	0 (94/01/31)	30,219 (15/05/26)	0 (94/01/31)	17,596 (15/04/06)	0 (85/10/25)
Highest Open Interest	616,674 (15/03/12)	684,617 (08/03/14)	816,960 (15/06/10)	816,960 (15/06/10)	111,111 (15/05/27)	310,415 (00/02/08)
Lowest Open Interest	375,333 (15/06/12)	10,450 (88/09/09)	535,253 (15/01/21)	11,183 (88/12/08)	83,646 (15/03/17)	14,585 (85/12/12)
Highest Price	20,950 (15/06/24)	39,820 (89/12/27)	1,687.5 (15/06/24)	2,956.0 (89/12/18)	148.68 (15/01/20)	148.68 (15/01/20)
Lowest Price	16,530 (15/01/15)	6,830 (08/10/28)	1,331.0 (15/01/07)	687.0 (09/03/13)	145.72 (15/06/11)	87.08 (90/09/27)

Latest News

- Feb. 2015 : Introduced Market Maker Scheme on Night Session of JPX-Nikkei Index 400 Futures
- Mar. 2015 : Improved the calculation method of the settlement price for 20-year JGB Futures
- May 2015 : Launched Weekly Options on Nikkei 225 and introduced trading fee discount campaign (effective until the end of Aug. 2015)
- Jun. 2015 : Introduced trading fee discount campaign for Night Session trading of JPX-Nikkei Index 400 Futures for retail investors (effective until the end of Aug. 2015)
- Jun. 2015 : Published the draft version trading rule revisions for the next-generation derivatives trading system
- Jun. 2015 : Published the draft version of trading rules for new products to be launched with the next-generation trading system
- Jul. 2015 : Revised the contract specifications (the coupon rate of the standardized bond, deliverable grade, tick size) of 20-year JGB Futures
- Jul. 2015 : Revised Market Maker Scheme for Securities Options

Contact: JPX (Japan Exchange Group)

Osaka Exchange
Market Planning &
Development Dept.
Tel:+81-50-3377-8645
mkt-biz@jpx.co.jp

Singapore Branch
Tel:+65-6438-5100
sintse@ntti.net.sg

London
Representative Office
Tel:+44-(0)-20-7329-2155
admin@jpxldn.co.uk

Beijing
Representative Office
Tel:+86-10-8517-1128
tsebjrep@tsebjrep.com.cn

New York
Representative Office
Tel:+1-212-363-2350
contact@jpxnyrep.com

JPX Website
<http://www.jpx.co.jp/english/>

Disclaimer: The descriptions in this publication are intended solely for the purpose of providing information on futures and options. Losses may be incurred due to fluctuation of prices of futures and/or options, etc. and the entire deposited margin or a portion of such may be lost. Losses may also exceed the deposited margin. Investors must carefully review the documents provided by their financial services provider before trading futures and/or options, and must trade on their own responsibility based on their own judgment only after fully understanding the product qualities, the trading mechanism, relevant fees, the risk involved, etc. While very effort is taken to ensure the accuracy of the information contained in this publication, Japan Exchange Group, Inc. and its subsidiaries shall not guarantee and be liable for any damages caused by any errors or omissions in this publication. Japan Exchange Group, Inc. and its subsidiaries reserve the right to change the contents of this publication without prior notice.

Copyright © Japan Exchange Group, Inc. 2015 All rights reserved.