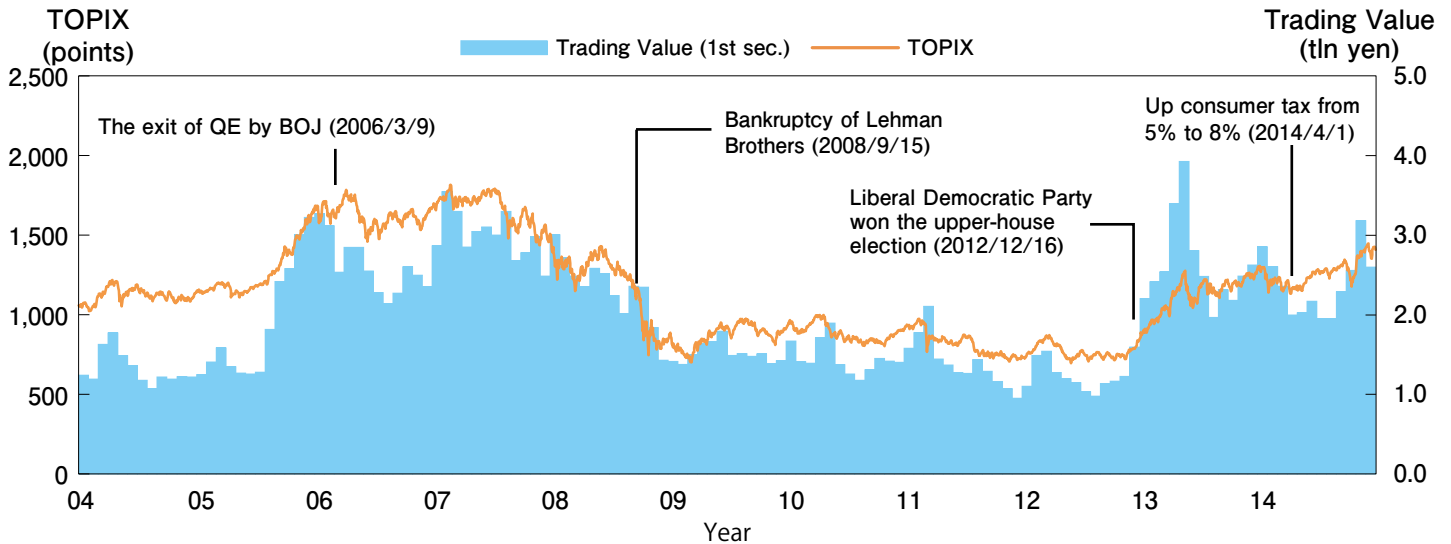


Price Movement

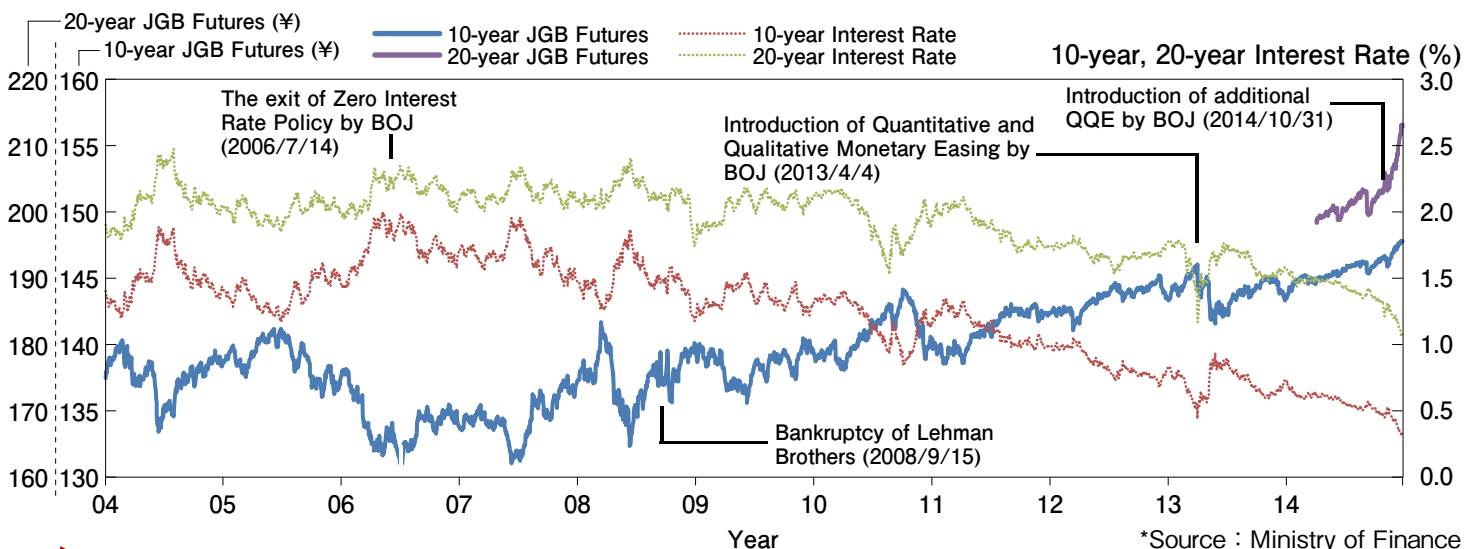
TOPIX and Trading Value of TSE 1st Section (Daily Average)



Trading Volume of Derivatives Market



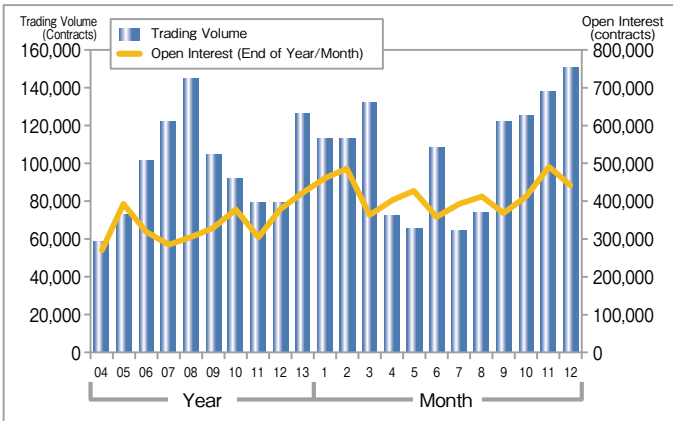
JGB Futures and Interest Rate



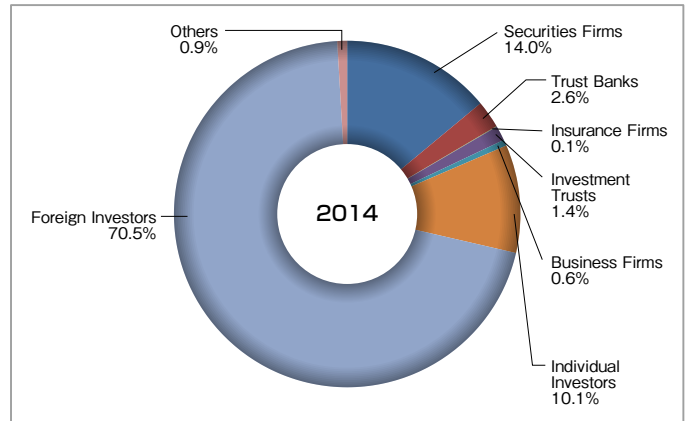
*Source : Ministry of Finance

Index Futures

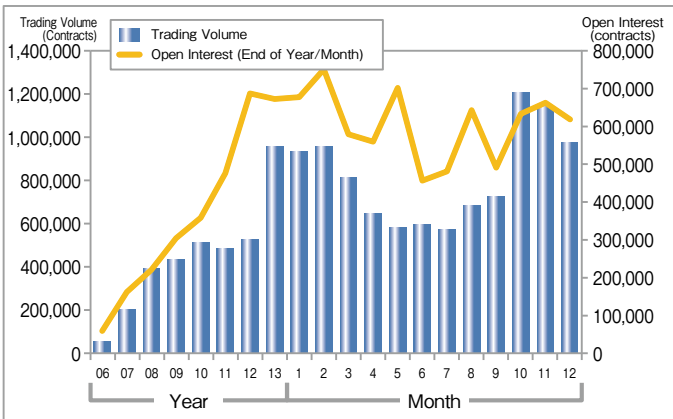
Nikkei 225 Futures ADV·Open Interest



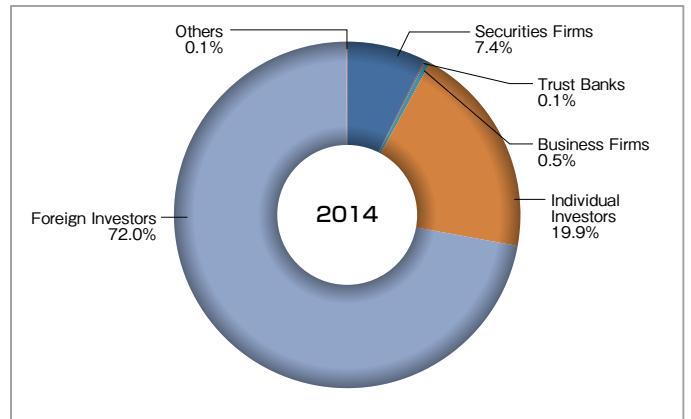
Trading Volume by Trade Type of Investors (Nikkei 225 Futures)



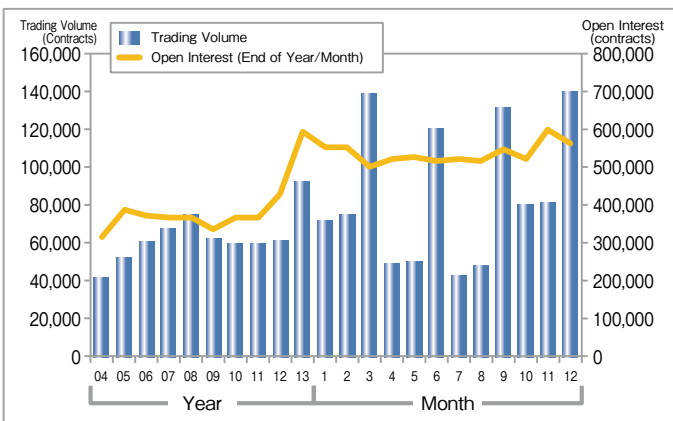
Nikkei 225 mini ADV·Open Interest



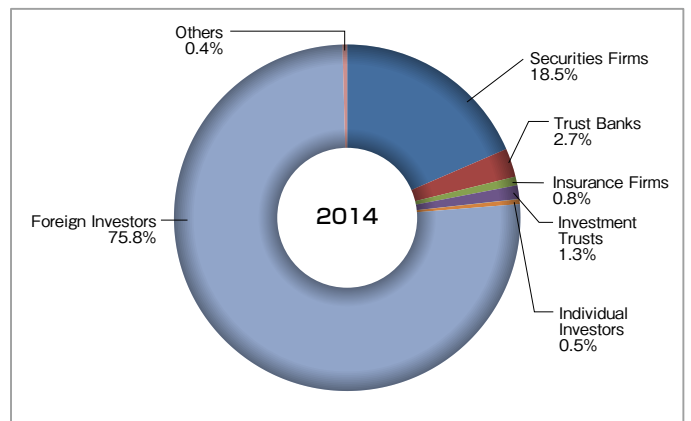
Trading Volume by Trade Type of Investors (Nikkei 225 mini)



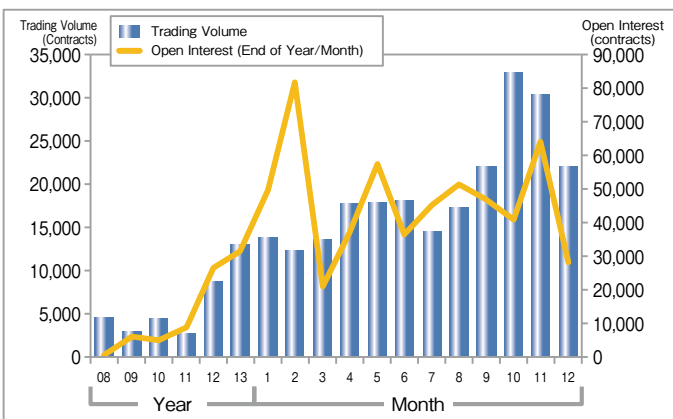
TOPIX Futures ADV·Open Interest



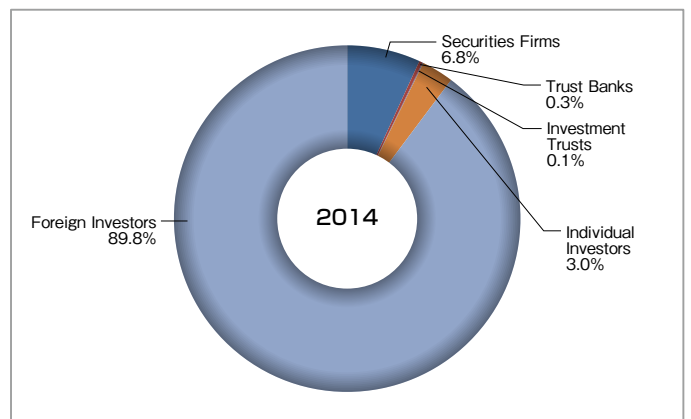
Trading Volume by Trade Type of Investors (TOPIX Futures)



mini-TOPIX Futures ADV·Open Interest

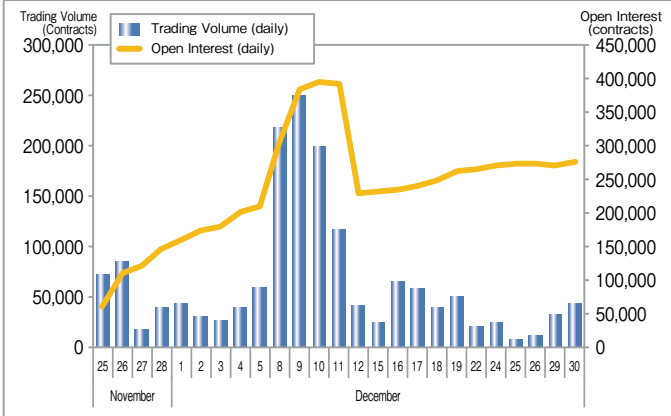


Trading Volume by Trade Type of Investors (mini TOPIX Futures)

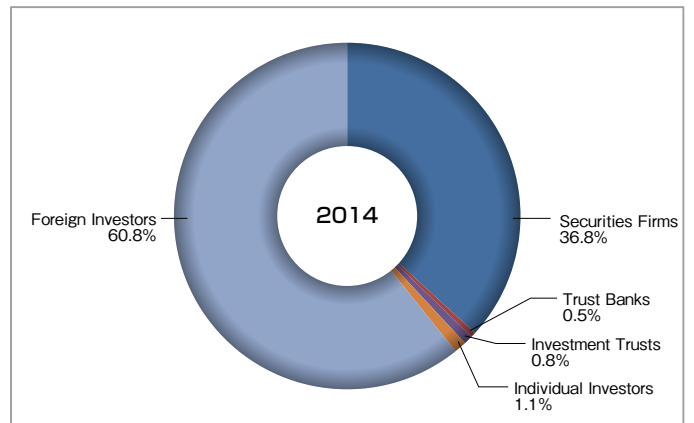


Index Futures

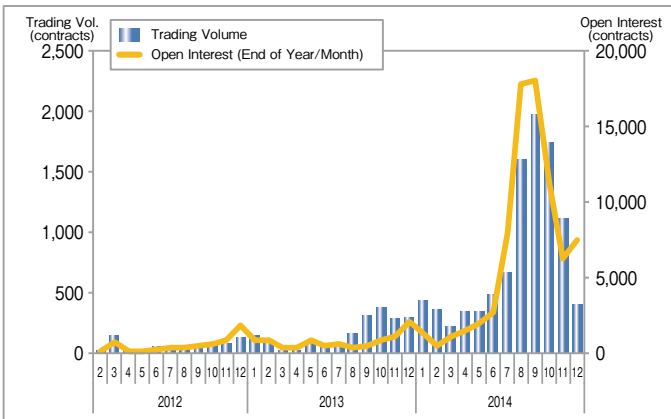
JPX-Nikkei 400 Futures ADV·Open Interest



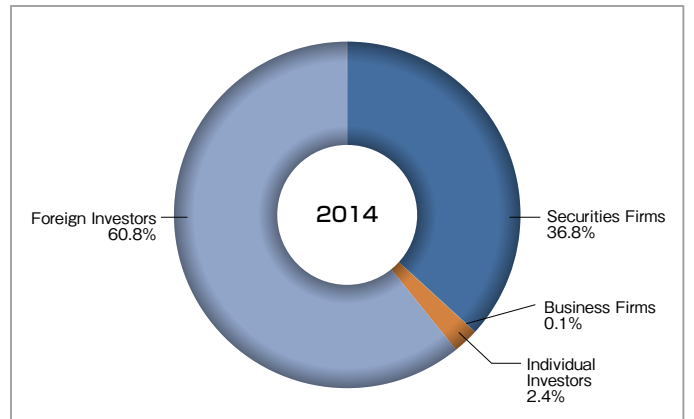
Trading Volume by Trade Type of Investors (JPX-Nikkei 400 Futures)



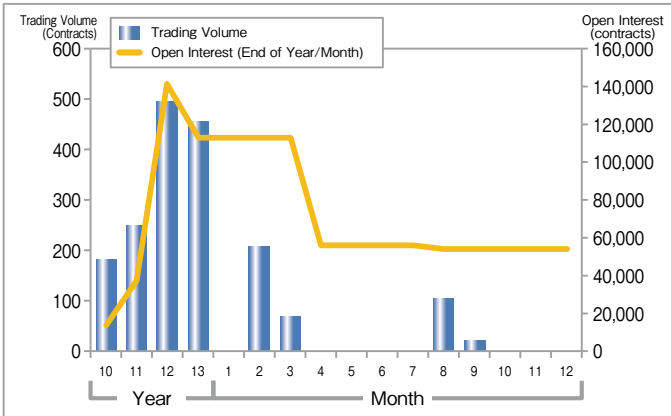
Nikkei 225 VI Futures ADV·Open Interest



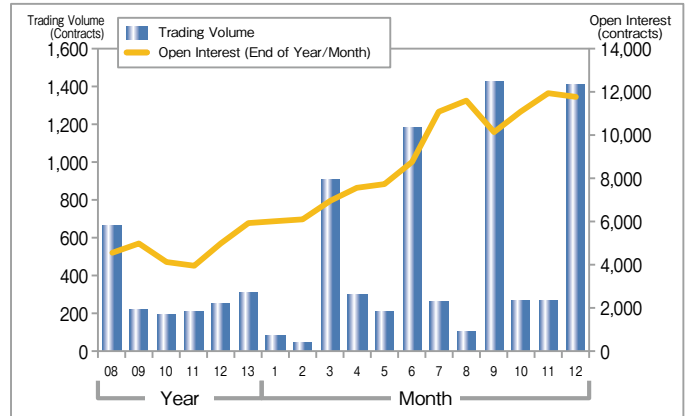
Trading Volume by Trade Type of Investors (Nikkei VI Futures)



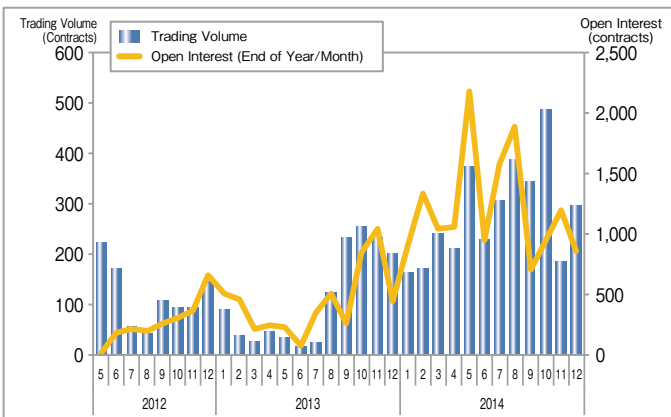
Nikkei 225 Dividend Index Futures ADV·Open Interest



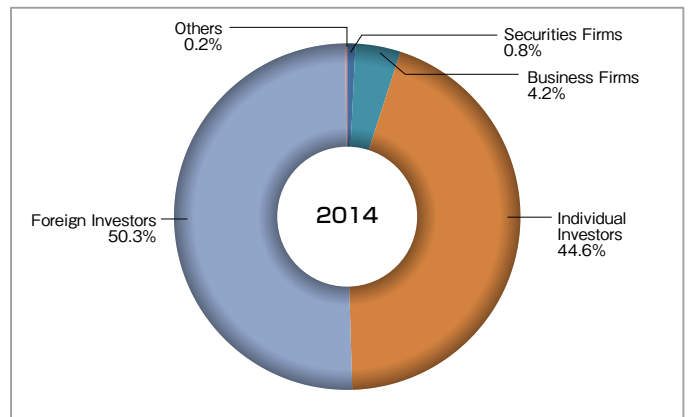
TSE REIT Index Futures ADV·Open Interest



DJIA Futures ADV·Open Interest

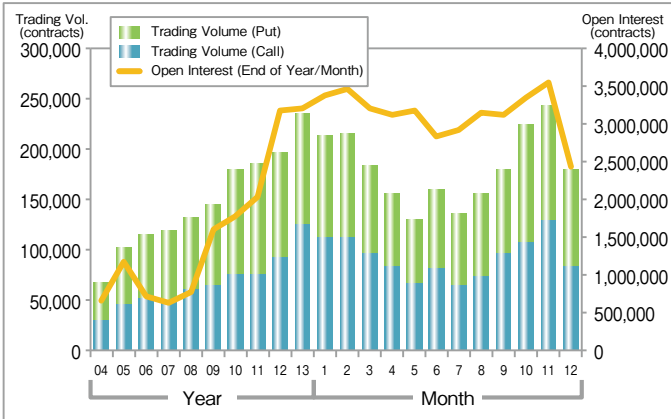


Trading Volume by Trade Type of Investors (DJIA Futures)

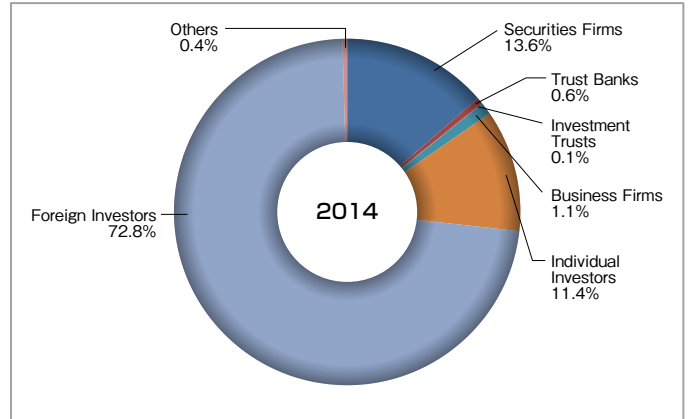


Index Options

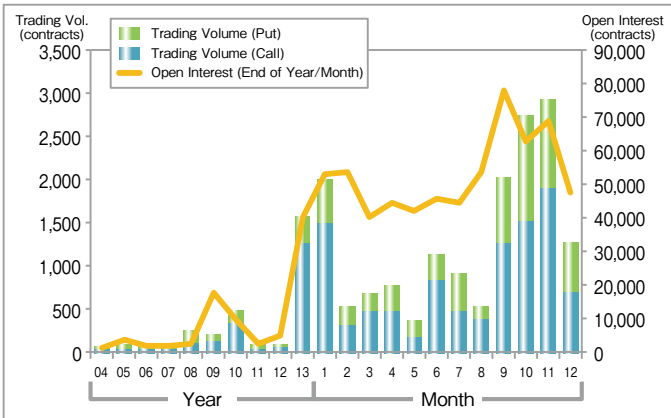
Nikkei 225 Options ADV·Open Interest



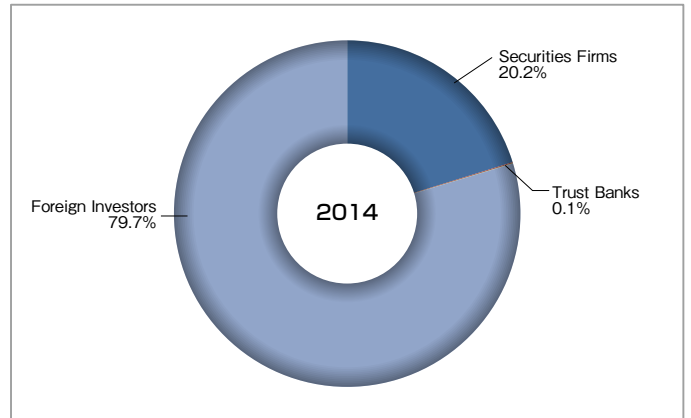
Trading Volume by Trade Type of Investors (Nikkei 225 Options)



TOPIX Options ADV·Open Interest

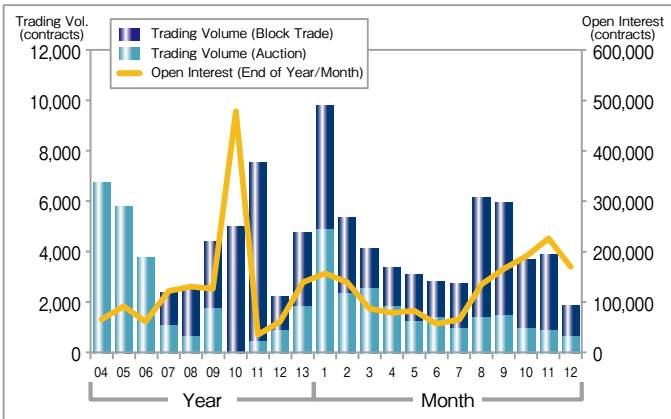


Trading Volume by Trade Type of Investors (TOPIX Options)

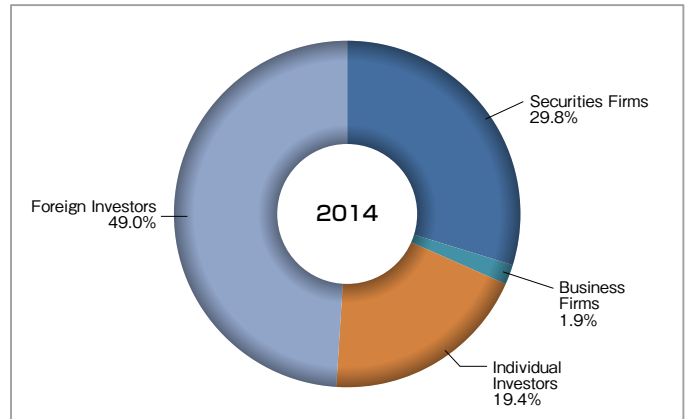


Single Stock Options

Single Stock Options ADV·Open Interest



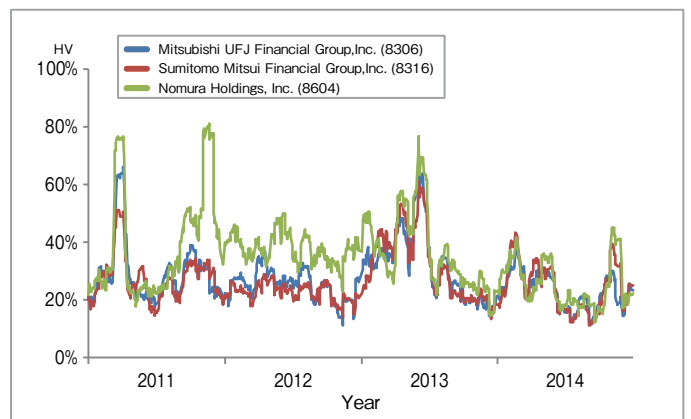
Trading Volume by Trade Type of Investors (Single Stock Options)



Trading Volume by Underlying Securities (2014)

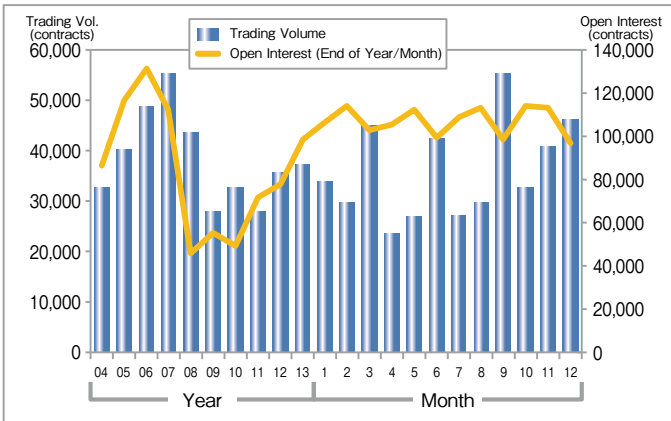
Ranking	Code	Issues	Trading Volume	Share
1	8306	Mitsubishi UFJ Financial Group, Inc.	101,538	9.6%
2	8316	Sumitomo Mitsui Financial Group, Inc.	90,783	8.5%
3	8604	Nomura Holdings, Inc.	68,879	6.5%
4	8411	Mizuho Financial Group, Inc.	68,307	6.4%
5	6758	SONY CORPORATION	65,923	6.2%
6	9984	SoftBank Corp.	58,017	5.5%
7	7201	NISSAN MOTOR CO., LTD.	49,685	4.7%
8	7267	HONDA MOTOR CO., LTD.	45,302	4.3%
9	1306	TOPIX Exchange Traded Fund	38,000	3.6%
10	7203	TOYOTA MOTOR CORPORATION	32,795	3.1%

HV (Top 3 Trading Volume by Underlying Securities)

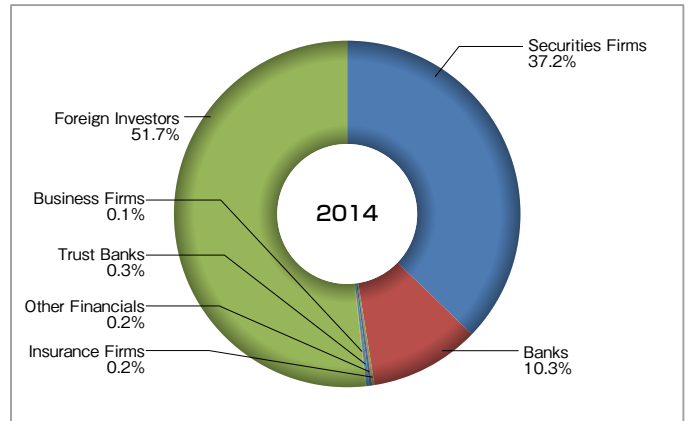


JGB Futures

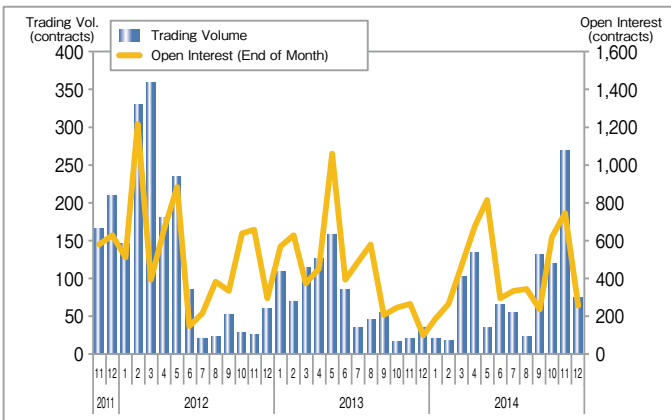
10-year JGB Futures ADV·Open Interest



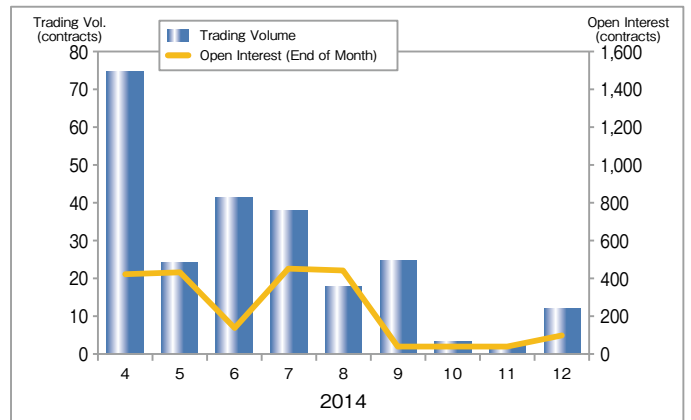
Trading Volume by Trade Type of Investors (10-year JGB Futures)



mini-10-year JGB Futures ADV·Open Interest

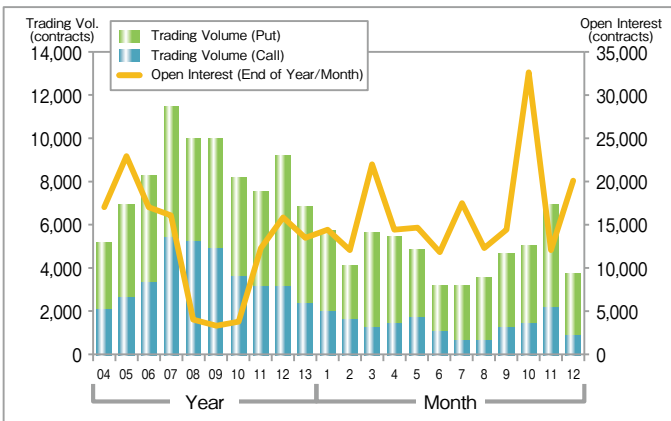


20-year JGB Futures ADV·Open Interest

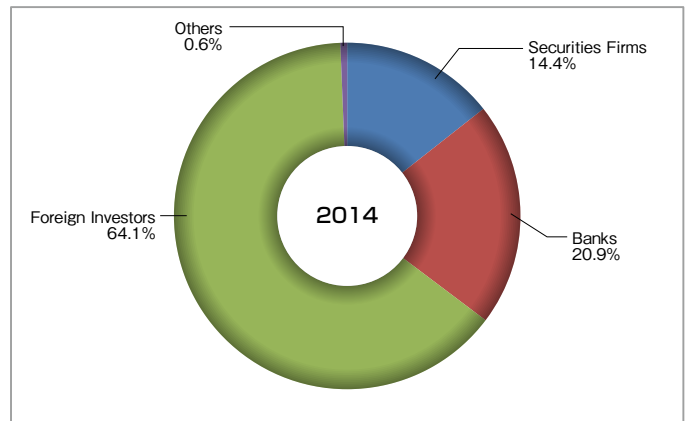


JGB Options

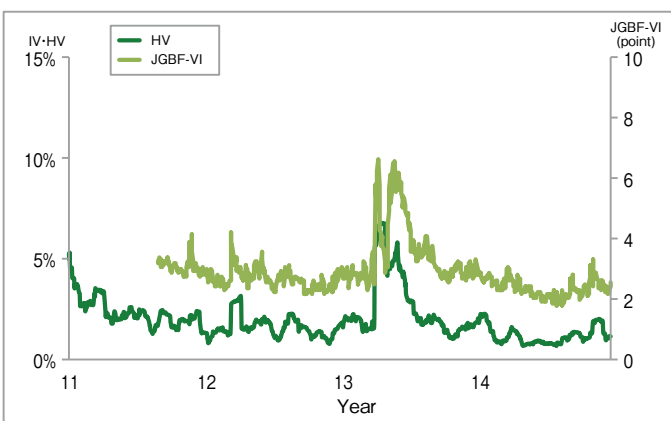
Options on JGB Futures ADV·Open Interest



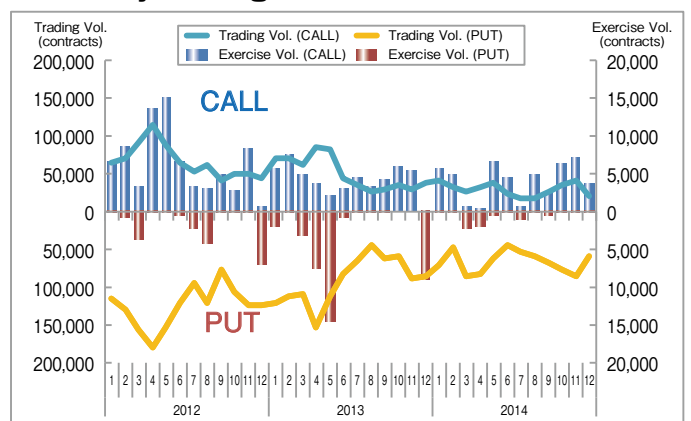
Trading Volume by Trade Type of Investors (Options on JGB Futures)



HV·IV



Monthly Trading Volume and Exercise Volume



Contract Specifications

Products	Trading Hours		Tick Size (point/¥)		Unit	No. of Contract Months	Margin per Unit (¥) (As of the end of Dec. 2014)	Vendor Codes		
	Auction	Block Trade	Auction	Block Trade				Bloomberg	Reuters	QUICK
Nikkei 225 Futures	9:00~15:15 16:30~3:00	8:20~16:00 16:15~3:00	10	1	* 1,000	13	¥720,000	NKA<INDEX>	0#JNI:	101.555
Nikkei 225 mini			5	1	* 100	5	¥72,000	NOA<INDEX>	0#JNM:	111.555
TOPIX Futures			0.5	0.1	* 10,000	5	¥525,000	TPA<INDEX>	0#JTI:	151.555
mini-TOPIX Futures			0.25	0.05	* 1,000	3	¥52,500	TMIA<INDEX>	0#JTM:	159.555
JPX-Nikkei 400 Futures			5	1	* 100	5	¥47,000	JPWA<INDEX>	0#JN4F:	105.555
TOPIX Core30 Futures			0.5	0.1	* 1,000	3	¥27,000	TPCA<INDEX>	0#JTC:	171.555
TSE REIT Index Futures			0.5	0.1	* 1,000	3	¥45,000	TREA<INDEX>	0#JRT:	155.555
TOPIX Banks Index Futures			0.1	0.1	* 10,000	3	¥67,000	TZA<INDEX>	0#JBK:	348.555
RN Prime Index Futures			0.5	0.1	* 10,000	5	¥390,000	AZA<INDEX>	0#JRN:	140.555
Nikkei 225 Dividend Index Futures			0.1	0.1	* 1,000	8(*1)	¥5,500	INTA<INDEX>	0#JND:	112.555
TOPIX Dividend Index Futures			0.01	0.01	* 10,000	8(*1)	¥10,700	TDIA<INDEX>	0#JTD:	178.555
TOPIX Core30 Dividend Index Futures			0.01	0.01	* 10,000	8(*1)	¥7,000	TCDA<INDEX>	0#JRD:	179.555
OSE DJIA Futures			1	1	* 100	4	¥46,700	ODAA<INDEX>	0#JDI:	144.555
CNX Nifty Futures			1	1	* 100	3	¥19,500	ONYA<INDEX>	0#JNF:	146.555
Nikkei 225 VI Futures	9:00~15:15	8:20~16:00	0.05	0.01	* 10,000	8	¥61,000	JVIA<INDEX>	0#JNV:	145.555
5-year JGB Futures	8:45~11:02 12:30~15:02 15:30~3:00	8:20~15:15 15:25~3:00	0.01	0.01	* 1,000,000	3	¥120,000	JJA<CMDTY>	0#JMB:	604.555
10-year JGB Futures			0.01	0.01	* 1,000,000	3	¥390,000	JBA<CMDTY>	0#JGB:	601.555
mini-10-year JGB Futures			0.005	0.005	* 100,000	3	¥39,000	MJBA<CMDTY>	0#JGM:	611.555
20-year JGB Futures			0.05	0.01	* 1,000,000	3	¥1,650,000	JJAA<CMDTY>	0#JTB:	602.555

(*1) 9 contract months between Jan. to Mar.

Products	Trading Hours		Tick Size (point/¥)		Unit	No. of Contract Months	Minimum No. of Exercise Prices	Vendor Codes			
	Auction	Block Trade	Auction	Block Trade				Bloomberg	Reuters	QUICK	
Nikkei 225 Options	9:00~15:15 16:30~3:00	8:20~16:00 16:15~3:00	determined by option price 1 (¥50 or less) 5 (over ¥50 to ¥1,000) 10 (more than ¥1,000)		1	* 1,000	19	33 (ATM±16)	NKY<index>OMON	0#JNI*.OS	OP2@
TOPIX Options			0.1 (20pts or less) 0.5 (more than 20pts)		0.1	* 10,000	8	For contracts with 4 months trading period : 13 (ATM±6) For contracts less than 4months to expiry : 19 (ATM±9)	TPX<index>OMON	0#JTI*.OS	OPT@
Single Stock Options	9:00~11:35 12:30~15:15	8:20~16:00	determined by option price		* minimum trading unit of underlying		4	5 (ATM±2)	(security code) <EQUITY>OMON	0#OPT*.OS	KO@15
Options on JGB Futures	8:45~11:00 12:30~15:02 15:30~3:00	8:20~15:15 15:25~3:00	0.01	0.01	* 1,000,000	3~4	21 (ATM±10)	JBA<CMDTY>OMON	0#JGB+	GB@	

Trading Fees (as of January, 2015)

Products	Exchange Trading Fees (Rate)		(Reference) Clearing Fees of JSCC	
Nikkei 225 Futures	Regular Trade	Volume Discount Available(*1) (contract) (Prop) (Customer) 0 - 10,000 : ¥ 70 ¥ 110 more than 10,000 - 50,000 : ¥ 35 ¥ 70 more than 50,000 - 100,000 : ¥ 20 ¥ 40 more than 100,000 - 150,000 : ¥ 15 ¥ 25 more than 150,000 - : ¥ 10 ¥ 25	Regular Trade	¥20 per contract
			SQ Settlement	¥130 per contract
Nikkei 225 mini	Regular Trade	Volume Discount Available(*1) (contract) (Prop) (Customer) 0 - 100,000 : ¥ 7 ¥ 11 more than 100,000 - 500,000 : ¥ 6 ¥ 8 more than 500,000 - 1,000,000 : ¥ 4 ¥ 6 more than 1,000,000 - : ¥ 3 ¥ 4	Regular Trade	¥2 per contract
			SQ Settlement	¥13 per contract
TOPIX Futures	Regular Trade	Volume Discount Available(*1) (contract) 0 - 100,000 : ¥ 55 more than 100,000 - 300,000 : ¥ 35 more than 300,000 - : ¥ 20	Regular Trade	¥20 per contract
			SQ Settlement	¥57 per contract
mini-TOPIX Futures TOPIX Core30 Futures TSE REIT Index Futures	Regular Trade	¥7 per contract	Regular Trade	¥2 per contract
			SQ Settlement	¥6 per contract
JPX Nikkei 400 Futures	Regular Trade	¥7 per contract	Regular Trade	¥2 per contract
			SQ Settlement	¥13 per contract
TOPIX Banks Index Futures	Regular Trade	¥55 per contract	Regular Trade	¥20 per contract
			SQ Settlement	¥57 per contract
Nikkei 225 Dividend Index Futures TOPIX Dividend Index Futures TOPIX Core30 Dividend Index Futures	Regular Trade	¥7 per contract (discounted fee : Originally ¥40)	Regular Trade	¥10 per contract
			SQ Settlement	¥30 per contract
Nikkei 225 VI Futures	Regular Trade	¥80 per contract	Regular Trade	¥20 per contract
			SQ Settlement	¥100 per contract
DJIA Futures CNX Nifty Futures	Regular Trade	¥40 per contract	Regular Trade	¥5 per contract
			SQ Settlement	¥45 per contract
RN Prime Index Futures	Regular Trade	¥29 per contract	Regular Trade	¥16 per contract
			SQ Settlement	¥45 per contract
10-year JGB Futures 5-year JGB Futures 20-year JGB Futures	Regular Trade	¥95 per contract	Regular Trade	¥49 per contract
	Trade by Exercise of Options on JGB Futures	¥82 per contract	Trade by Exercise of Options on JGB Futures	
	Physical delivery	¥10 per contract	Physical delivery	
mini-10-year JGB Futures	Regular Trade	¥20 per contract	Regular Trade	¥5 per contract
			Final settlement	¥15 per contract
Nikkei 225 Options	Regular Trade (*2)	Volume Discount Available (*1) (*2) (premium) 0 - ¥ 10 bil. : 5.0 bp more than ¥ 10 bil. - ¥ 25 bil. : 3.5 bp more than ¥ 25 bil. - ¥ 35 bil. : 2.5 bp more than ¥ 35 bil. - : 1.5 bp	Regular Trade (*2)	0.5 bp per Trading Value
			Exercise (*2)	5.5 bp per amount to transfer by exercise
TOPIX Options	Regular Trade	¥40 per contract	Regular Trade	¥10 per contract
			Exercise	¥10 per contract
Single Stock Options	Regular Trade	¥10 per contract	Regular Trade	¥10 per contract
			Exercise (*3)	¥10 per contract
Options on JGB Futures	Regular Trade	¥40 per contract	Regular Trade	¥10 per contract
			Exercise	¥10 per contract

(*1) Fee rate calculated by the table using monthly average trading volume of 3 months from 4 months prior until 2 months prior

(*2) The maximum fee is JPY 350 per trading unit. The maximum clearing fees are JPY 35 (Regular Trade) per trading unit and JPY 385 (Exercise) per trading unit.

(*3) Clearing fees for cash trading (trading value of cash trading by exercise × 0.000004) will be required additionally.

(Note) Give-up fees (JPY 5 per contract) will be required for Clearing Broker.(JPY 1 for Nikkei 225 mini, mini TOPIX Futures, JPX-Nikkei 400 Futures, TOPIX Core30 Futures, TSE REIT Index Futures, Dividend Index Futures, mini-10-year JGB Futures)

Trading Data (Jan.-Dec. 2014)

Products		Trading Volume	Change	Trading Value	Exercise Volume	Open Interest	
Equity	Futures	Nikkei 225 Futures	25,917,773	-16.1%	404,272,268	—	439,812
		Nikkei 225 mini	199,121,967	-14.9%	309,527,795	—	622,140
		TOPIX Futures	20,877,250	-8.1%	266,204,469	—	561,657
		mini-TOPIX Futures	4,743,111	+50.3%	6,034,199	—	27,825
		JPX-Nikkei 400 Index Futures	1,606,338	—	2,067,885	—	277,059
		TOPIX Core30 Futures	3,896	-53.5%	2,588	—	339
		TSE REIT Index Futures	132,531	+77.6%	215,511	—	11,803
		TOPIX Banks Index Futures	28,700	+75.0%	52,128	—	4,991
		Nikkei 225 Dividend Index Futures	7,840	-93.0%	1,925	—	53,431
		Nikkei 225 VI Futures	206,536	+436.5%	45,351	—	7,458
	DJIA Futures	70,190	+161.7%	117,212	—	860	
	Options	Nikkei 225 Options	43,958,283	-23.2%	7,112,966	1,670,501	2,430,619
		TOPIX Options	320,313	-17.1%	66,714	69,262	47,805
Single Stock Options		1,062,389	-7.9%	10,157	171,616	171,176	
Bond	Futures	5-year JGB Futures	—	—	—	—	—
		10-year JGB Futures	8,787,820	-2.9%	1,280,145,322	—	96,722
		mini-10-year JGB Futures	21,171	+18.7%	308,590	—	260
		20-year JGB Futures	5,041	—	1,012,874	—	104
	Options	Options on JGB Futures	1,133,723	-33.0%	119,044	54,099	45,379

(Contracts, ¥ million)

Trading Records

	Nikkei 225 Futures		TOPIX Futures		*10-year JGB Futures	
	2014 (Jan.-Dec.)	Historical	2014 (Jan.-Dec.)	Historical	2014 (Jan.-Dec.)	Historical
	(Contracts, ¥) (Date)	(Contracts, ¥) (Date)	(Contracts, Points) (Date)	(Contracts, Points) (Date)	(Contracts, ¥) (Date)	(Contracts, ¥) (Date)
Highest Daily Trading Volume	456,326 (14/12/10)	739,909 (99/12/07)	671,141 (14/06/10)	747,937 (13/06/11)	153,849 (14/03/06)	211,110 (07/06/07)
Lowest Daily Trading Volume	26,438 (14/12/26)	0 (94/01/31)	20,038 (14/12/25)	0 (94/01/31)	10,224 (14/12/29)	510 (85/10/28)
Highest Open Interest	543,851 (14/03/14)	684,617 (08/03/14)	715,961 (14/12/09)	784,611 (13/12/11)	116,525 (14/09/04)	310,415 (00/02/08)
Lowest Open Interest	333,004 (14/09/17)	10,450 (88/09/09)	470,367 (14/03/18)	11,183 (88/12/08)	91,286 (14/12/17)	14,585 (85/12/12)
Highest Price	18,110 (14/12/08)	39,820 (89/12/27)	1,464.0 (14/12/08)	2,956.0 (89/12/18)	147.95 (14/12/26)	147.95 (14/12/26)
Lowest Price	13,850 (14/04/11)	6,830 (08/10/28)	1,120.0 (14/04/11)	687.0 (09/03/13)	143.32 (14/01/06)	87.08 (90/09/27)

*Figures refer only to days when trading volume is not 0.

Latest News

- Jan. 2013 : Japan Exchange Group was established
- Jul. 2013 : Integration of Clearing Functions to JSCC (Cross margin between Nikkei 225 Fut. and TOPIX Fut. became available.)
- Mar. 2014 : Derivatives market integration
- Mar. 2014 : CNX Nifty Fut. was listed
- Apr. 2014 : 20-year JGB Fut. was relaunched
- Nov. 2014 : JPX-Nikkei 400 Fut. was launched
- Mar. 2015 : Weekly Options for Nikkei 225 will be introduced

Contact: JPX (Japan Exchange Group)

Osaka Exchange
Market Planning & Development Dept.
Tel: +81-50-3377-8645
mkt-biz@jpx.co.jp

Singapore Representative Office
Tel: +65-6438-5100
sintse@ntti.net.sg

London Representative Office
Tel: +44-(0)-20-7329-2155
tse@tseldn.co.uk

Beijing Representative Office
Tel: +86-10-8517-1128
tsebjrep@tsebjrep.com.cn

New York Representative Office
Tel: +1-212-363-2350
contact@tsenyrep.com

Hong Kong Representative Office
Tel: 852-3965-3050
mark@jpxhk.com.hk

Disclaimer: The descriptions in this publication are intended solely for the purpose of providing information on futures and options. Losses may be incurred due to fluctuation of prices of futures and/or options, etc. and the entire deposited margin or a portion of such may be lost. Losses may also exceed the deposited margin. Investors must carefully review the documents provided by their financial services provider before trading futures and/or options, and must trade on their own responsibility based on their own judgment only after fully understanding the product qualities, the trading mechanism, relevant fees, the risk involved, etc. While very effort is taken to ensure the accuracy of the information contained in this publication, Japan Exchange Group, Inc. and its subsidiaries shall not guarantee and be liable for any damages caused by any errors or omissions in this publication. Japan Exchange Group, Inc. and its subsidiaries reserve the right to change the contents of this publication without prior notice.

Copyright © Japan Exchange Group, Inc. 2015 All rights reserved.