



Office of Energy Projects Energy Infrastructure Update For March 2019

Natural Gas Highlights

- Texas Eastern and Brazoria Interconnector Gas Pipeline received authorization to place in service the Stratton Ridge Expansion Project, which will provide 322 MMcf/d of firm transportation capacity from multiple receipt points on Texas Eastern to a delivery point on Brazoria's system in Brazoria County, TX.
- Transco received authorization to place in service its St. James Supply Project, which will provide 162 MMcf/d of firm transportation capacity from Transco's Station 65 in St. Helena Parish, LA to a new interconnection with the Yuhuang Chemical Plant in St. James Parish, LA.
- Corpus Christi LNG received authorization to place in service its LNG export and import terminal in San Patricio and Nueces Counties, TX. The proposed terminal will provide 2,140 MMcf/d of export capacity and 400 MMcf/d of import deliverability.
- Sabine Pass Liquefaction received authorization to place in service its 700 MMcf/d Train 5 in Sabine Pass, LA.
- Northern Natural received authorization for its Ventura North 2019 E-line Extension Project, which will replace capacity by constructing two miles of new pipeline and abandoning a valve setting and short segments of pipeline in Worth County, IA and Freeborn County, MN.
- Empire received authorization to construct its Empire North Project, which includes two new compressor stations, modifications to meter and regulator stations, and pipeline segments in Ontario County, NY and Tioga County, PA in order to provide an additional 205 MMcf/d of firm capacity to customers in the Northeast and Canada.
- Texas Eastern received authorization for its Line 27 Partial Abandonment Project, including abandoning a 6.5 mile segment of 30-inch line on its Penn-Jersey system in Delmont, PA.
- Columbia Gas received authorization to construct and operate seven new injection/withdrawal storage wells and related pipelines and appurtenances in Ashland, Holmes, Knox, and Richland Counties, OH. The new wells will not alter the field's capacity or deliverability.
- Equitrans received authorization to abandon by sale to Consol, 18 natural gas injection and withdrawal wells in Greene County, PA. The abandonments would take place over the course of 10 years and not affect service to firm customers.
- WBI Energy requests authorization for its Line Section 22 Expansion Project, which includes replacing 9.5 miles of pipeline in Carbon and Yellowstone Counties, MT, in order to increase the maximum allowable operating pressure and provide 22.5 MMcf/d of incremental firm transportation service.
- Centerpoint Energy request the determination of service areas within which it may, without further Commission authorization, enlarge or expand its natural gas distribution facilities. These facilities consist of small diameter pipelines used to make deliveries to customers in various counties in Arkansas, Texas, and Louisiana.
- Columbia Gas requests authorization for its Line 134 Replacement Project, which includes replacing 3.2 miles of pipeline in Armstrong and Butler Counties, PA for integrity and safety reasons. This project will not affect pipeline capacity.
- Tennessee Gas requests authorization to abandon inactive supply lateral Line No. 520A-100 and associated meter, platforms, and appurtenances in Terrebonne Parish, LA.
- Gulf South requests authorization to construct its Index 99 Expansion Project, consisting of 22 miles of pipeline and appurtenant facilities in San Augustine and Sabine Counties, TX, in order to provide up to 500 MMcf/d of additional firm transportation in East Texas.
- National Fuel requests authorization to plug and abandon Wells 656P, 849P, and 855P and related infrastructure at its East Branch Storage Field in McKean County, Pennsylvania. There would be no change in service to its customers.
- Young Gas requests authorization to increase the total certificated gas storage capacity at its storage field in Morgan County, CO from 9.95 Bcf to 10.95 Bcf. The proposed increase does not require infrastructure changes and would result in enhanced withdrawal capabilities.
- Transforeland Pipeline requests authorization to make modifications at the Kenai LNG Plant in Nikiski, AK, in order to import LNG to cool the existing storage tanks and sendout boiloff gas instead of flaring it or venting it.



Office of Energy Projects Energy Infrastructure Update For March 2019

Natural Gas Activities in March 2019

Status	No. of Projects	Storage Capacity (Bcf)	Deliverability (MMcf/d)	Capacity (MMcf/d)	Miles of Pipeline	Compression (HP)
Pipeline						
Placed in Service	2			484	1	12,500
Certificated	1			205	1	53,068
Proposed	3			523	35	0
Storage						
Placed in Service	0	0.0	0.0			0
Certificated	0	0.0	0.0			0
Proposed	1	1.0	0.0			0
LNG (Import & Export)						
Placed in Service (Export)	2	10.1	2,840.0			0
Certificated (Import/Export)	0	0.0	0.0			0
Proposed (Import/Export)	0	0.0	0.0			0

Source: Staff Database

Natural Gas Activities through March 31, 2019 January through March 31, 2018

Status	No. of Projects	Storage Capacity (BCF)	Deliverability (MMcf/d)	Capacity (MMcf/d)	Miles of Pipeline	Compression (HP)
Pipeline						
Placed in Service	4			3943.5	1.4	282,400
through March 31, 2018	2			980.0	34.1	62,760
Certificated	7			1129.2	61.3	107,081
through March 31, 2018	16			3251.5	242.4	121,015
Storage						
Placed in Service	0	0.0	0.0			0
through March 31, 2018	0	0.0	0.0			0
Certificated	1	0.0	79.0			0
through March 31, 2018	1	0.3	125.0			0
LNG (Import & Export)						
Placed in Service (Export)	2	10.1	1413.0			0
through March 31, 2018	1	0.0	825.0			0
Certificated (Import/Export)	2	8.9	1414.0			0
through March 31, 2018	0	0.0	0.0			0

Source: Staff Database



Office of Energy Projects Energy Infrastructure Update For March 2019

Hydropower Highlights (nonfederal)

- NorthWestern Corporation filed an application to raise the capacity of its Missouri-Madison Project No. 2188 from 305.240 MW to 308.910 MW. The project is located on the Missouri and Madison Rivers in Cascade, Gallatin, Lewis and Clark, and Madison Counties, MT.

Hydropower Project Activities in March 2019

Status	Conventional		Pumped Storage		Hydrokinetic		Total No. of Projects	Total Capacity (MW)
	No.	Capacity (MW)	No.	Capacity (MW)	No.	Capacity (MW)		
Filed								
License	0	0	0	0	0	0	0	0
10-MW Exemption	0	0	0	0	0	0	0	0
Capacity Amendment	1	3.670	0	0	0	0	1	3.670
Conduit Exemption	0	0	0	0	0	0	0	0
Issued								
License	0	0	0	0	0	0	0	0
10-MW Exemption	0	0	0	0	0	0	0	0
Capacity Amendment	0	0	0	0	0	0	0	0
Conduit Exemption	0	0	0	0	0	0	0	0
Placed in Service								
License	0	0	0	0	0	0	0	0
10-MW Exemption	0	0	0	0	0	0	0	0
Capacity Amendment	0	0	0	0	0	0	0	0
Conduit Exemption	0	0	0	0	0	0	0	0

Source: Staff Database

Hydropower Project Activities Year to Date (through March 31, 2019)

Status	Conventional		Pumped Storage		Hydrokinetic		Total No. of Projects	Total Capacity (MW)
	No.	Capacity (MW)	No.	Capacity (MW)	No.	Capacity (MW)		
Filed								
License	0	0	0	0	0	0	0	0
10-MW Exemption	0	0	0	0	0	0	0	0
Capacity Amendment	2	3.900	0	0	0	0	2	3.900
Conduit Exemption	0	0	0	0	0	0	0	0
Issued								
License	0	0	0	0	0	0	0	0
10-MW Exemption	0	0	0	0	0	0	0	0
Capacity Amendment	0	0	0	0	0	0	0	0
Conduit Exemption	0	0	0	0	0	0	0	0
Placed in Service								
License	0	0	0	0	0	0	0	0
10-MW Exemption	0	0	0	0	0	0	0	0
Capacity Amendment	0	0	0	0	0	0	0	0
Conduit Exemption	0	0	0	0	0	0	0	0

Source: Staff Database



Office of Energy Projects Energy Infrastructure Update For March 2019

Electric Generation Highlights

- Calpine Mid Merit II LLC's 760.0 MW natural gas-fired York Energy Center expansion in York County, PA is online. The power generated is sold to Constellation Energy Group under long-term contract.
- Upper Michigan Energy Resources Corp's 128.1 MW natural gas-fired F D Kuester Generating Station in Marquette County, MI is online. The power generated is sold to Cliffs Natural Resources Inc under long-term contract.
- Upper Michigan Energy Resources Corp's 54.9 MW natural gas-fired AJ Mihn Generating Station in Baraga County, MI is online. The power generated is sold to Cliffs Natural Resources Inc under long-term contract.
- Pine River Wind Energy LLC's 161.3 MW Pine River Wind Park in Gratiot County, MI is online.
- Mendota Hills LLC's 75.4 MW wind powered Mendota Hills Project expansion in Lee County, IL is online. The power generated is sold to Commonwealth Edison Co. under long-term contract.

New Generation In-Service (New Build and Expansion)

Primary Fuel Type	March 2019		January – March 2019 Cumulative		January – March 2018 Cumulative	
	No. of Units	Installed Capacity (MW)	No. of Units	Installed Capacity (MW)	No. of Units	Installed Capacity (MW)
Coal	0	0	0	0	0	0
Natural Gas	11	943	16	1,482	16	987
Nuclear	0	0	0	0	3	30
Oil	0	0	2	5	8	18
Water	0	0	4	29	5	18
Wind	3	239	15	1,011	16	1,789
Biomass	0	0	0	0	3	3
Geothermal Steam	0	0	0	0	2	34
Solar	6	11	59	1,155	163	1,579
Waste Heat	0	0	0	0	0	0
Other *	1	0	4	0	8	5
Total	21	1,193	100	3,682	224	4,463

Sources: Data derived from Velocity Suite, ABB Inc. and The C Three Group LLC. The data may be subject to update.

* "Other" includes purchased steam, tires, and miscellaneous technology such as batteries, fuel cells, energy storage, and fly wheel.

Total Available Installed Generating Capacity

	Installed Capacity (GW)	% of Total Capacity
Coal	259.05	21.68%
Natural Gas	529.22	44.29%
Nuclear	107.98	9.04%
Oil	39.75	3.33%
Water	100.44	8.41%
Wind	98.17	8.22%
Biomass	16.11	1.35%
Geothermal Steam	3.84	0.32%
Solar	38.10	3.19%
Waste Heat	1.36	0.11%
Other*	0.78	0.07%
Total	1,194.78	100.00%

Sources: Data derived from Velocity Suite, ABB Inc. and The C Three Group LLC. The data may be subject to update.



Office of Energy Projects Energy Infrastructure Update For March 2019

Proposed Generation Additions and Retirements by April 2022

Primary Fuel Type	All Additions		High Probability Additions		Retirements	
	No. of Units	Installed Capacity (MW)	No. of Units	Installed Capacity (MW)	No. of Units	Installed Capacity (MW)
Coal	1	17	1	17	54	14,641
Natural Gas	236	62,895	115	30,475	108	10,171
Nuclear	12	11,481	4	4,800	9	9,052
Oil	17	730	6	37	22	1,067
Water	222	14,996	79	942	21	527
Wind	534	100,129	137	25,105	1	239
Biomass	58	617	24	461	30	142
Geothermal Steam	18	913	6	280	0	0
Solar	2,506	81,595	529	12,927	5	2
Waste Heat	3	34	2	29	0	0
Other *	110	453	34	7	1	2
Total	3,717	273,860	937	75,080	251	35,843

Sources: Data derived from Velocity Suite, ABB Inc. and The C Three Group LLC. The data may be subject to update.

* "Other" includes purchased steam, tires, and miscellaneous technology such as batteries, fuel cells, energy storage, and fly wheel.

Electric Transmission Highlights

- Otter Tail Power Corporation has completed the 165.0 mile 345 kV Big Stone City – Ellendale South Transmission Project. The \$319.7 million interstate project connects ND and SD.

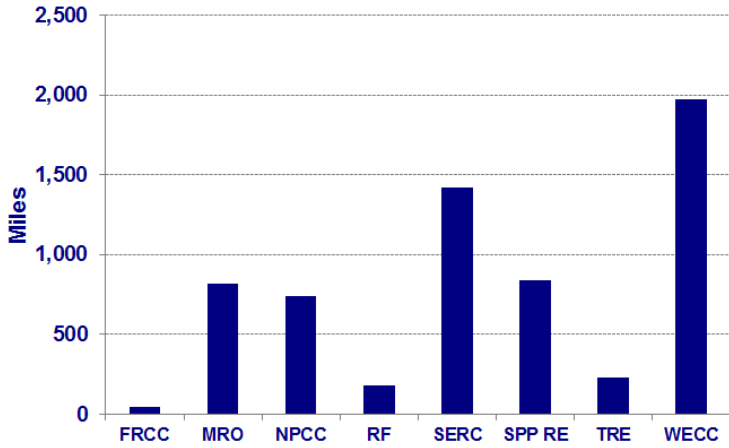
Voltage (kV)	Transmission Projects Completed				Proposed Transmission Projects In-Service by April 2021	
	March 2019	March 2018	January – March 2019 Cumulative	January – December 2018 Cumulative	High Probability of Completion	All
Line Length (miles)						
≤230	0.0	28.0	20.0	392.3	532.1	1,748.0
345	165.0	169.8	165.0	819.3	960.0	2,845.0
500	0.0	0.0	7.4	69.4	738.0	1,662.0
Total U.S.	165.0	197.8	192.4	1,281.0	2,230.1	6,255.0

Sources: Data derived from Staff Database and U.S. Electric Transmission Projects ©The C Three Group, LLC.

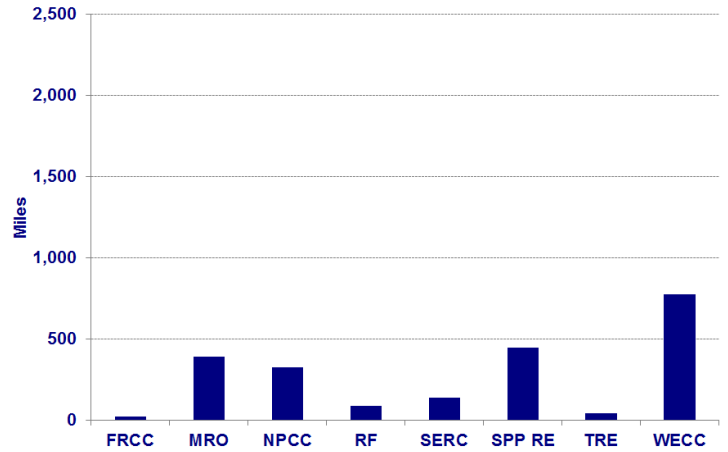


Office of Energy Projects Energy Infrastructure Update For March 2019

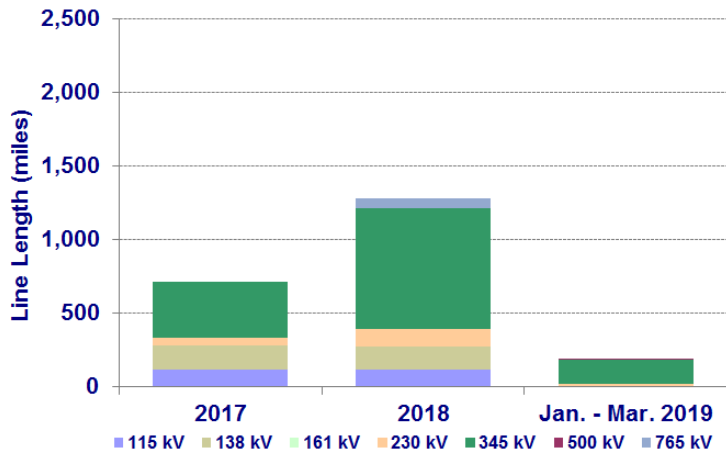
All Transmission Projects with a Proposed In-Service Date by April 2021



Transmission Projects with a High Probability of being completed by April 2021



New Transmission Projects by Voltage



Sources: Data derived from Staff Database and U.S. Electric Transmission Projects ©The C Three Group, LLC.

Disclaimer: This Report contains analyses, presentations, and conclusions that may be based on or derived from the data sources cited, but do not necessarily reflect the positions or recommendations of the data providers.