



TSE: 2603

Evergreen Marine Corp. 2022 Investor Conference



EVERGREEN SURELY GREEN

1

Legal Disclaimer

The information contained in this presentation, including all forward-looking information, is subject to change without notice, whether as a result of new information, further events or otherwise, and Evergreen Marine Corp. (the “Company”) undertakes no obligation to publicly update or revise the information contained in this presentation.

Investor should not regard the above forward-looking information as legally binding but as information subject to change. No guarantees regarding the completeness, accuracy, and reliability of information contained are made explicitly or implicitly. They are not intended to represent complete statement of the company, industry or future development..

Any part of this document may not be reproduced directly or indirectly for any purpose and distributed or transmitted to any other person (whether within or outside the company or company).



2

Outline

Company Overview



Financial Results



Photo source: Pexels Volkan Sorkun

Container Shipping Outlook




Photo source: Pexels NEISIAM2021

Business Strategy



3

company overview





EMC infographic

Capacity ranked

6

Group fleet

206

Operational Capacity

1.61

Capacity market Share

6.2

2021 lifting

10+

Alphaliner

Vessels

Millions TEU

Percent

Millions TEU

seaport terminal

global coverage

global coverage

global coverage

Global coverage

12

320

113

150+

250+

Owned and dedicated

Offices and Agents

Countries

Weekly services

Terminal services

Order book

Order book

Group owned fleet

Charter fleet

Scrubber

51

0.47

62

38

147


Vessels

Millions TEU

Percent

Percent

Vessels



4

financial results

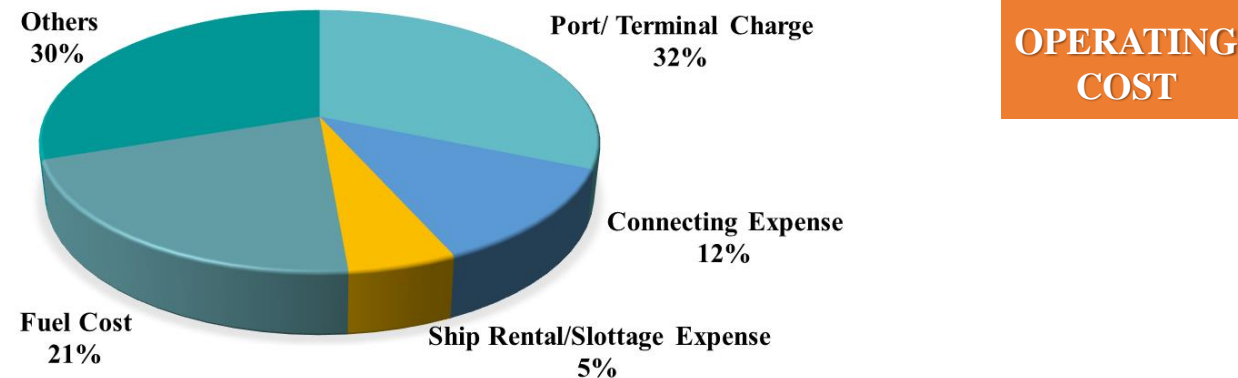
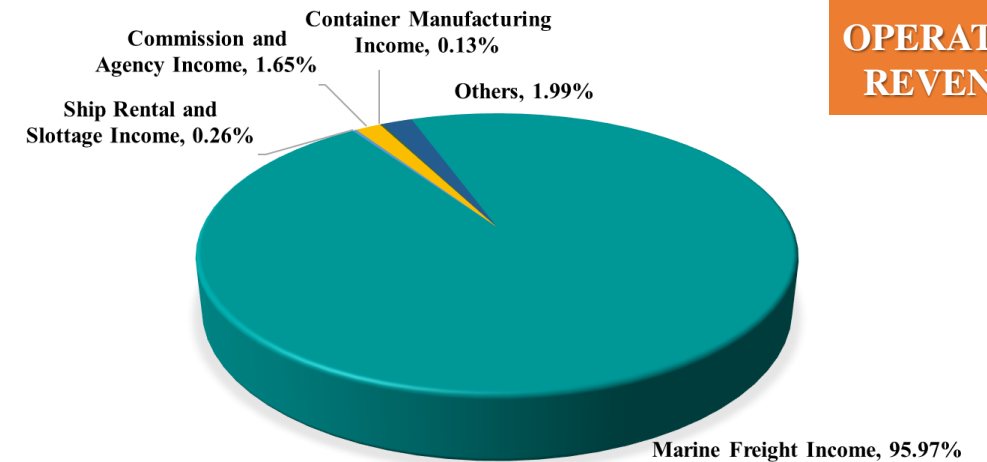


Consolidated Income Statement Q2 2022

Highlights

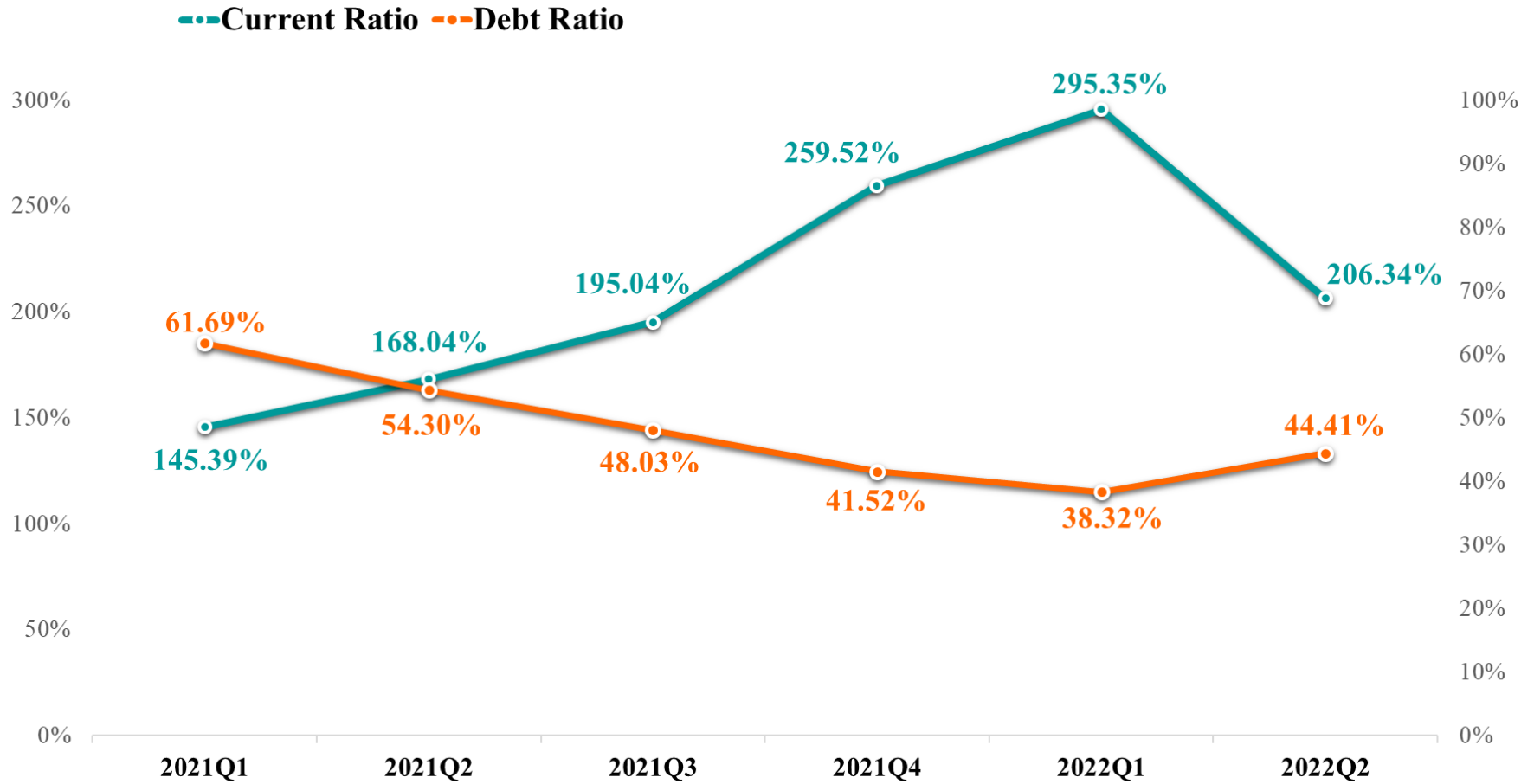
Unit : NT\$ Millions

Item	2022
Operating Revenue	345,824
Operating Cost	(106,034)
Gross Profit (Loss)	239,790
Operating Income (Loss)	232,733
Net Income (Loss)	211,665
Profit(Loss), attribute to owners of the parent	203,653
EBITDA	256,445
EBITDA Margin (%)	74.15
EPS (Unit: NT\$)	38.49



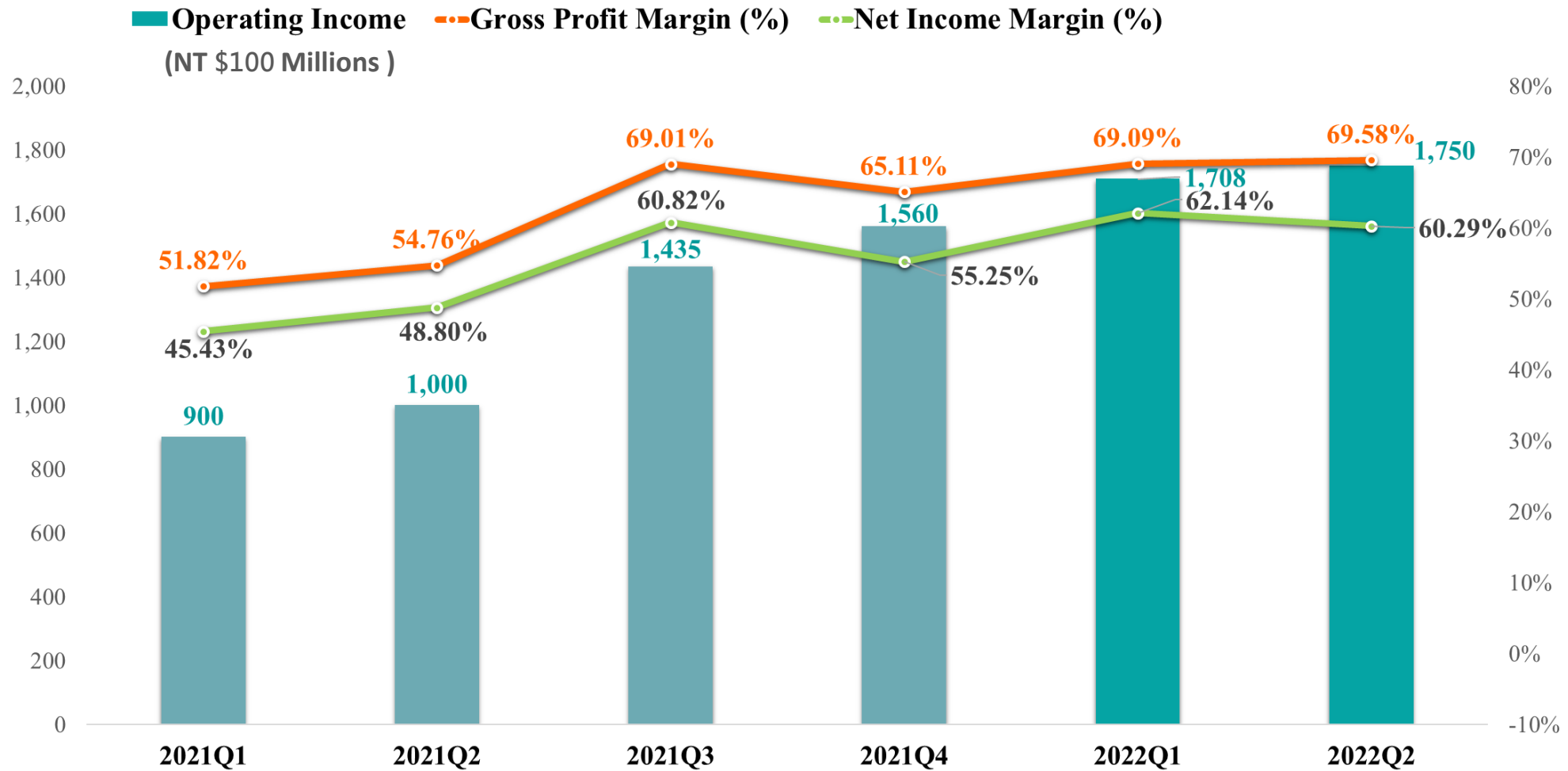
Financial Ratios

Highlights



Quarterly Consolidated Operating Income, Gross Profit Margin and Net Income Margin

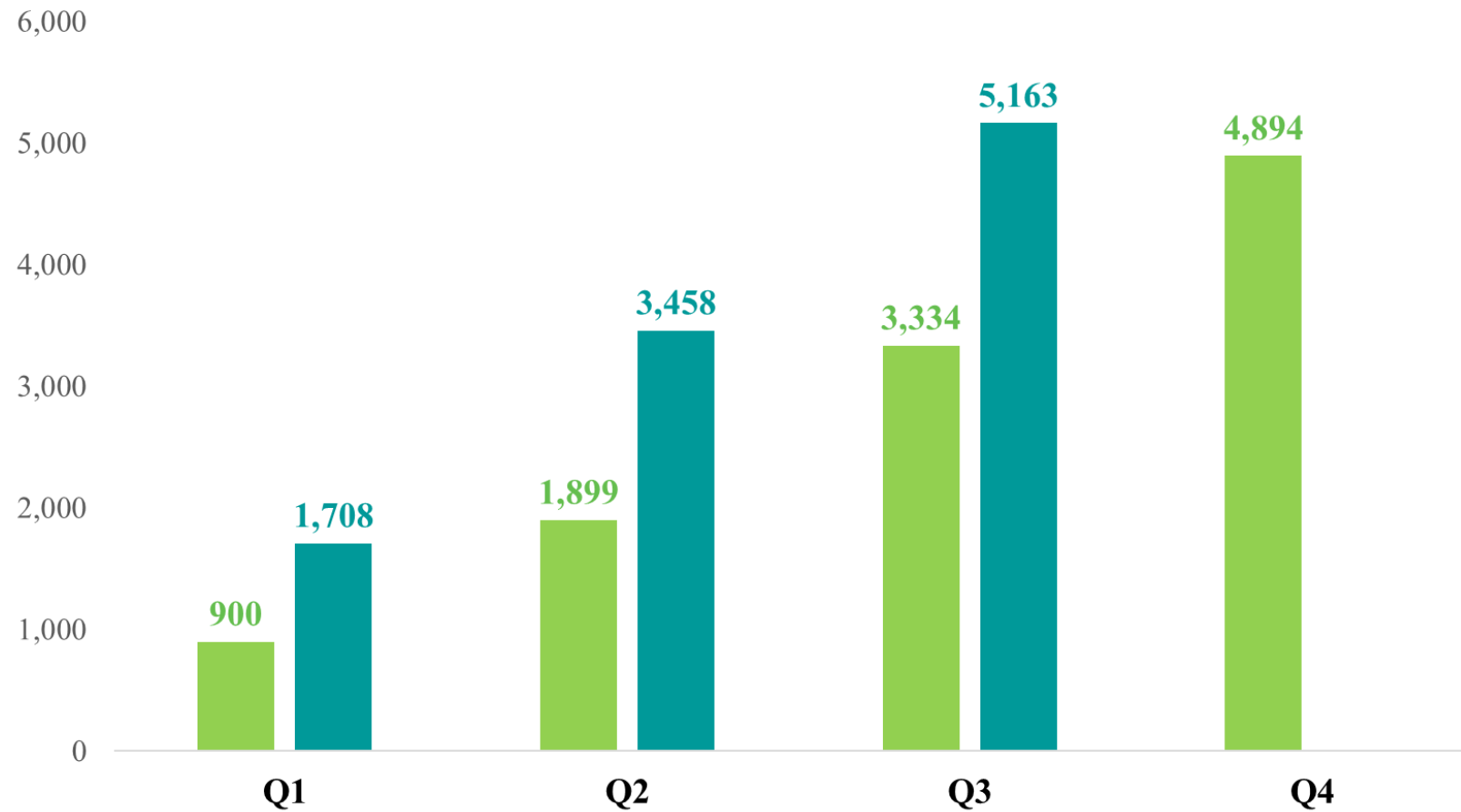
Highlights



Quarterly Consolidated Operating Income

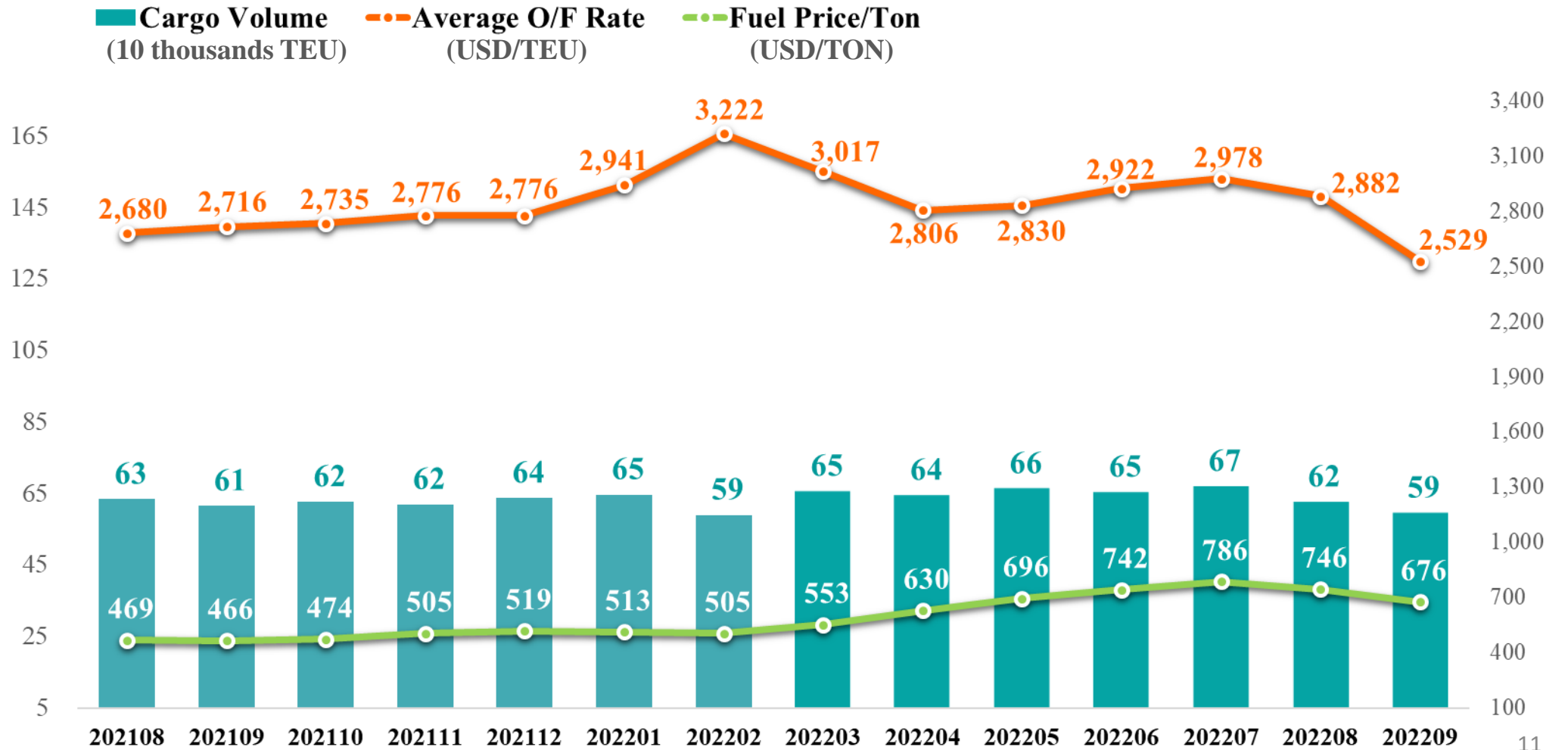
Accumulated Consolidated Operating Income (NT \$100 Millions)

■ 2021 ■ 2022



Consolidated Operating Revenue, Volume and Fuel

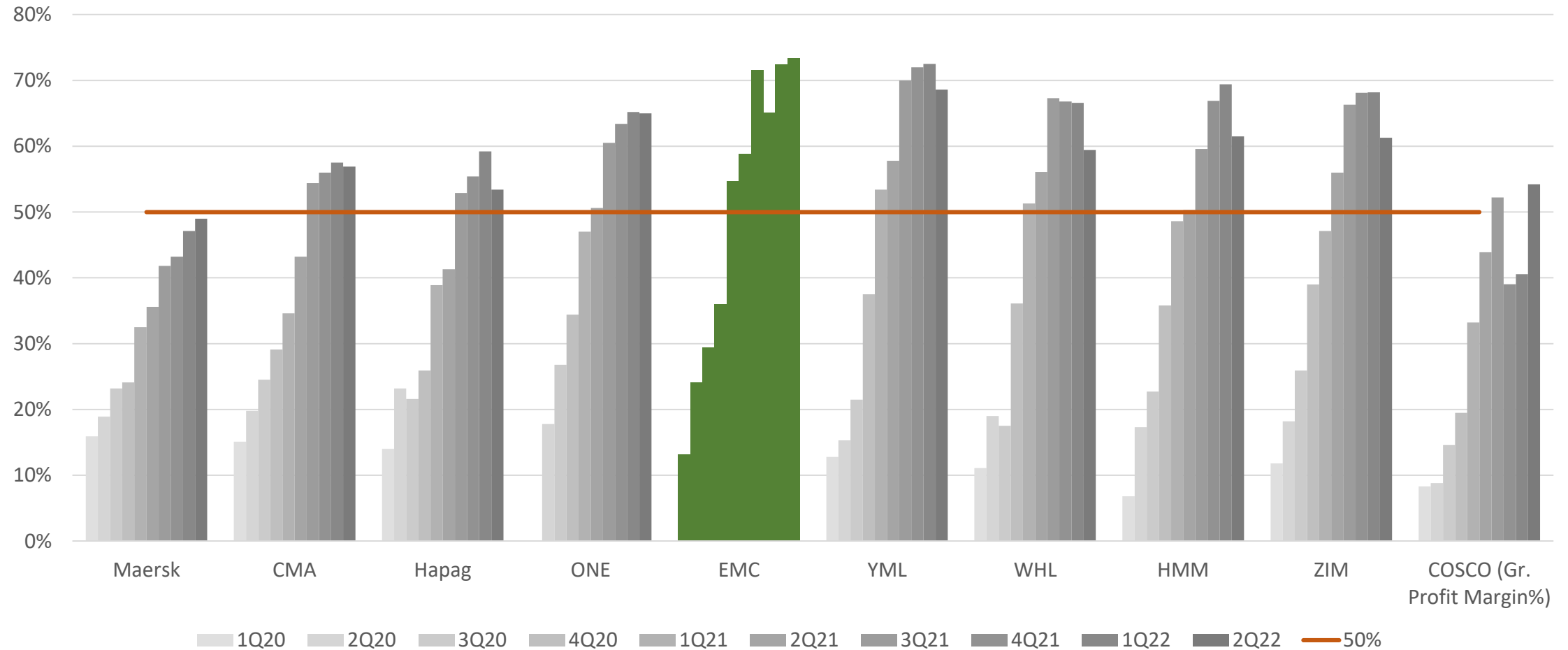
Highlights



Financial

Alphaliner 2022 EBITDA Margin

Data Source: Alphaliner Monthly report



5

container shipping outlook



Outlook

a new era is coming

Geopolitical Conflict



Inflection



Supply-chain Integration



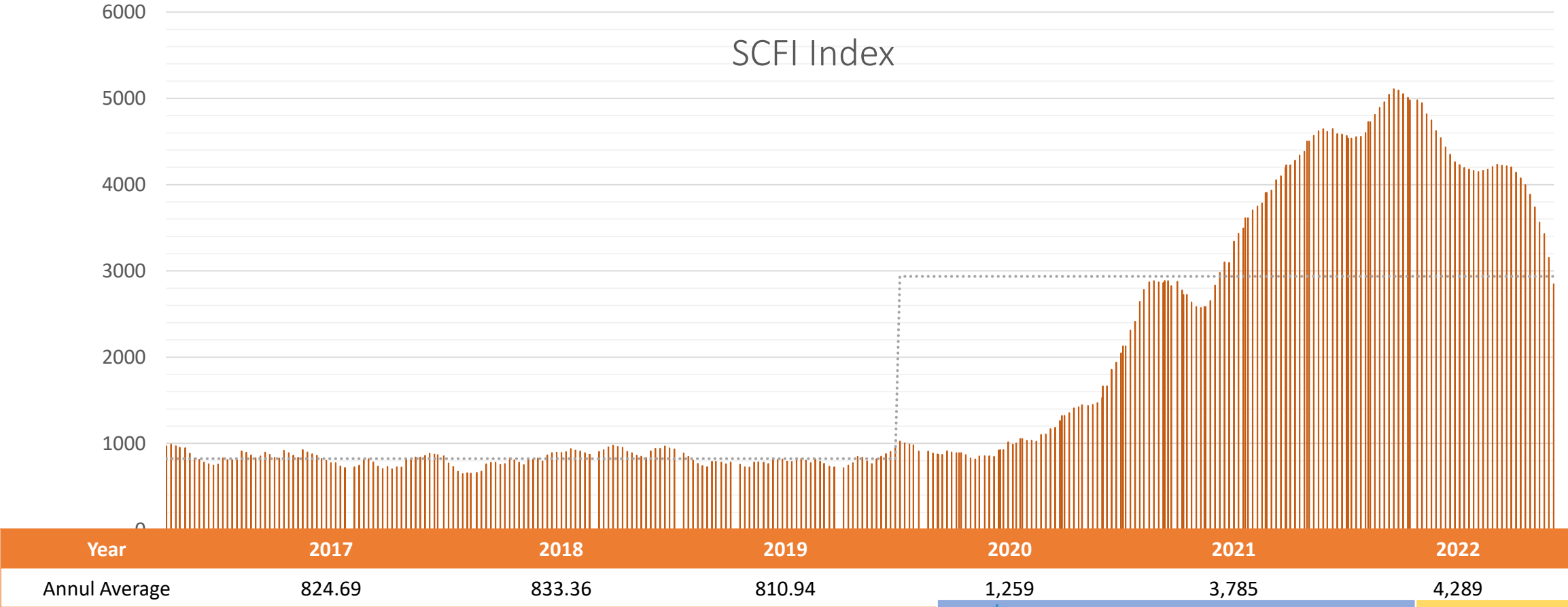
Technology support Regulation



Outlook

the rule 101: Supply and demand determine freight rates

SCFI Index



Jan 21 2020 COVID

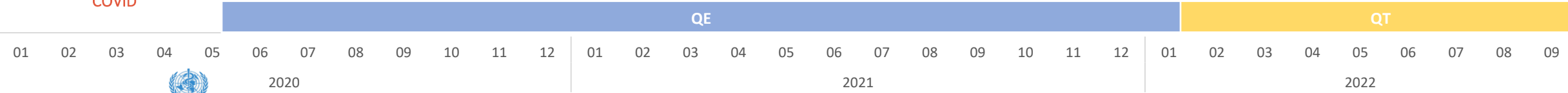
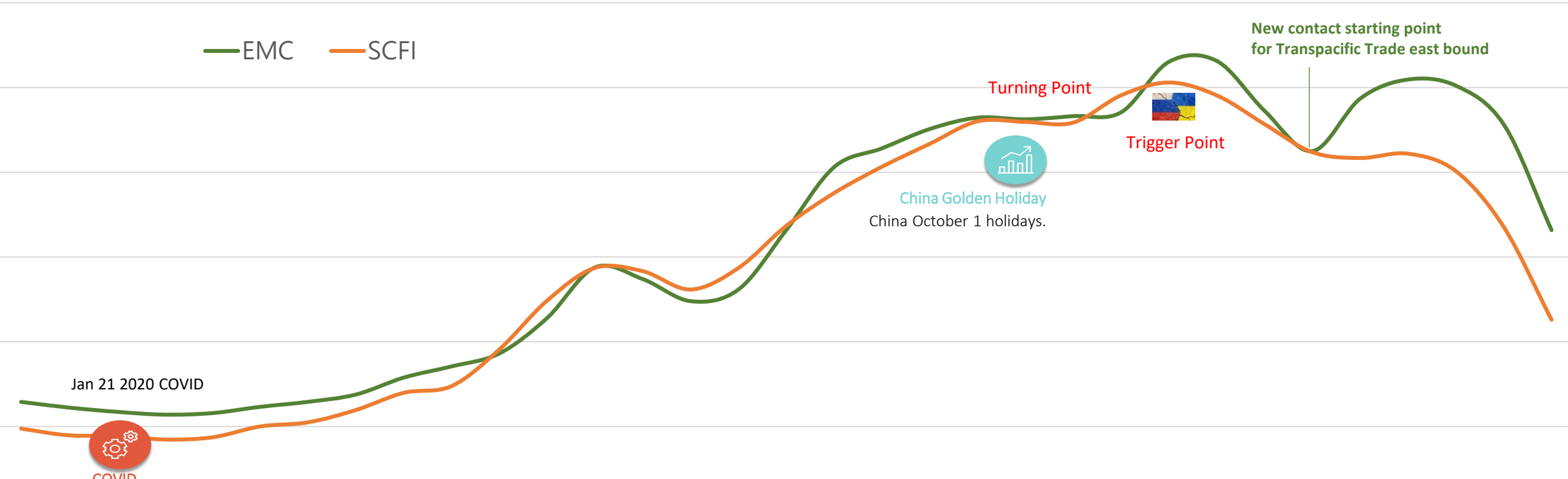
QE

QT



Outlook

the rule 101: Supply and demand determine freight rates



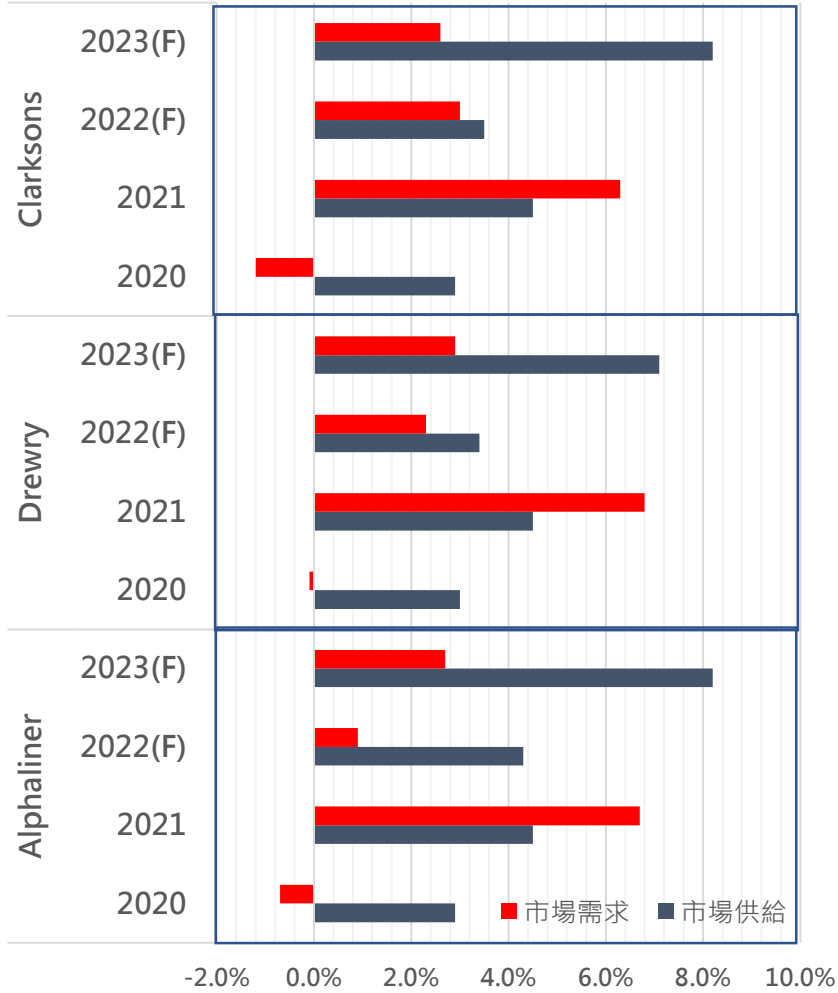
Mar 11, 2020 WHO Announced pandemic

Year	2017	2018	2019	2020	2021	2022
SCFI Annual Average	824.69	833.36	810.94	1,259	3,785	4,289

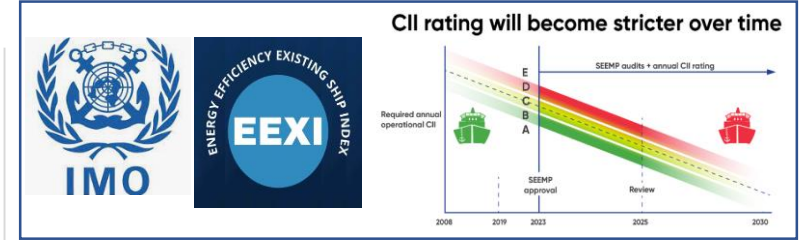
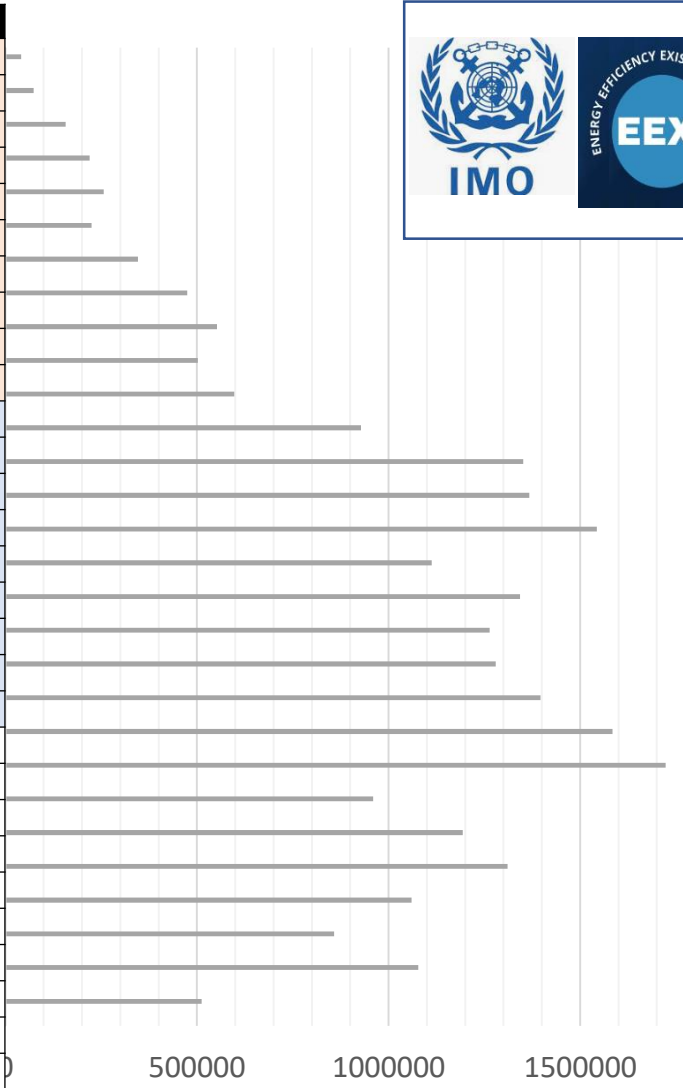


Outlook

is supply and demand imbalance?



year	age	unit	deletion
1994	29	37	
1995	28	62	
1996	27	94	
1997	26	128	
1998	25	147	
1999	24	99	
2000	23	115	
2001	22	145	
2002	21	172	
2003	20	161	
2004	19	166	
2005	18	262	
2006	17	370	18
2007	16	417	33
2008	15	452	98
2009	14	281	210
2010	13	266	142
2011	12	205	94
2012	11	223	202
2013	10	230	211
2014	9	223	180
2015	8	234	107
2016	7	146	210
2017	6	159	161
2018	5	173	64
2019	4	149	114
2020	3	135	101
2021	2	158	19
2022	1	91	1



According to Alphaliner report, there are more than 5,500 container ships in the world ships over 20 years old 1,160 ships Total 0.28M TEU 22%Vessel age 11-19 years and above 2,642 total 1.19M TEU 48%Ships under 10 years of age 1,698 total 1.16M TEU 30%

From 2022 to 2023, the three major research institutions of shipping still predict that the market supply and demand will remain unbalanced. BIMCO forecasts at least 10% increase in demand due to EEXI CII regulations



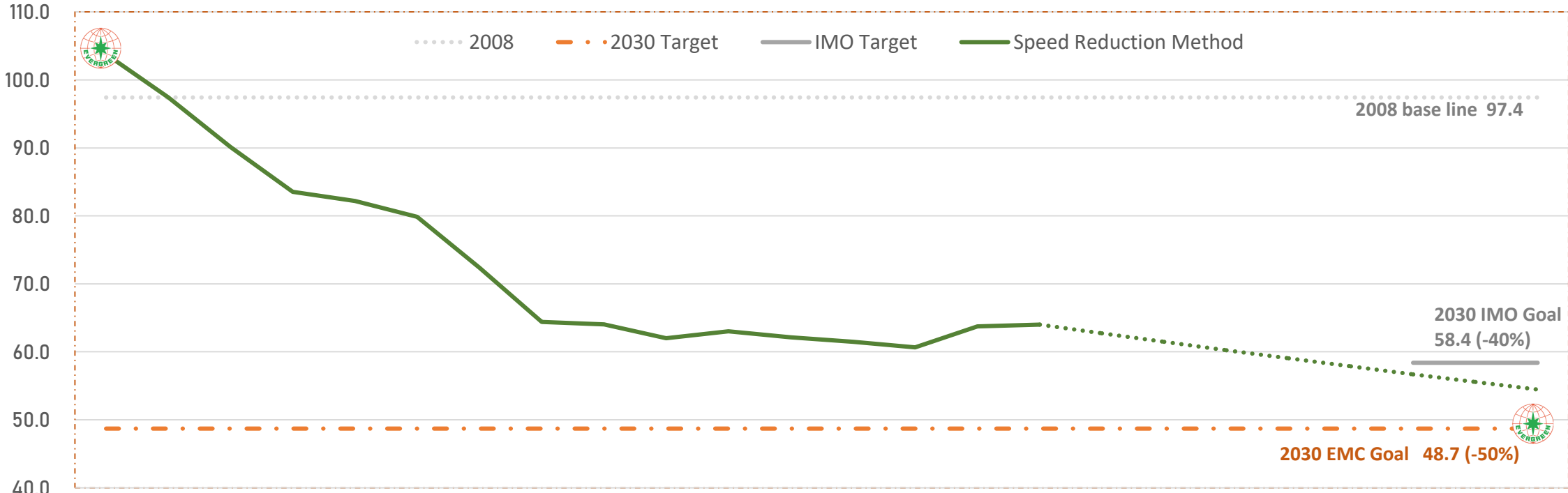
6

business strategy



ESG is the only pathway to a sustainable future

Decarbonization Roadmap




Year	2007	2008	2009	2010	2011	2012	2013	2014	2015	2016	2017	2018	2019	2020	2021	2022	2023	2024	2025	2026	2027	2028	2029	2030	
IMO – 2008 as base line, 2030 CO2 reduced 40% 2050 reduced 70%, GHG 50%																									
	IMO Goal Setting					IMO EEDI implementation										EEXI (2023) & CII (from 2023)									
EMC – 2008 as base line, 2030 CO2 reduced 50%, 2050 Carbon natural																									
	New Build					New Build fleets based on EEDI regulation												Duel-Fuel vessel							
	Existing Fleet					EEDI design				Scrubber, SCR, BWTS				Speed Control and proforma adjustment				Bio-Fuel, CCS solution							



ESG is the only pathway to a sustainable future

EMC CSR/ESG	Environmental	Social	Governance
<p>Top-Down Perception</p> <p>The dedicated unit determines the implementation policy</p> <p>Global branches participate</p> <p>Internal cross-departmental cooperation</p> <p>Supply-Chain recognition</p> <p>Brainstorming</p> <p>Cross-industry collaborations</p>	<p>Ambitious and actionable goals 50% reduction in carbon emissions by 2030, 2050 carbon neutral (with technical support)</p> <p>Evergreen Fleet They has been replaced in the first round and resulted over 80% of the ships are less than ten years old and EEDI compliant</p> <p>The second round of dual-energy ship replacement will be implementing upon regulation is firmed</p> <p>Replace all new energy vessels by 2050</p> <p>The global office and facilities are guided by energy conservation and carbon reduction</p>	<p>Green supply chain and suppliers join hands to achieve sustainable operation</p> <p>Connecting with Shippers to Create Low Greenhouse Gas Emissions</p> <p>Strengthen communication with investment stakeholders and move towards green finance</p>	<p>ISO14064 certified GHG protocol certified ISO27001 certified ISO45001 certified ISO14001 & ISM certified Committee for Corporate Sustainability Committee for Personal Data Protection Greenhouse Gas Inventory Team AEO MACN Team Competition Compliance Team GDPR Team Committee for Intellectual Property Management sanction intelligent system Committee for Information Security</p>





GEO

Communication

Inmarsat IOT



MEO

Navigation

WNI, WNI CII monitoring system



LEO




In our dream

Digitalization

- Global Operation System
- Shipment Link & GreenX
- Shipment Hub
- ITRI Smart vessel dispatching system
- DCSA
- Smart Container (under study)
- asset control
- Asset management,
- big data intelligent scheduling
- GHG emission data collection
- provision and verification Support money
- laundering laws and sanction Support customer IOT
- scheduling needs

ESG is the only pathway to a sustainable future
 Take advantage on satellite & IoT technology for marine transportation



CO₂ + H₂ =
 CH₃OH + H₂O





THANK YOU

