



English
Path



Student Handbook

2024/25

Dublin



Welcome to
English Path.

This guide will help
you make the most
of your experience
at EP Dublin.

Contents

About Dublin	4
About the School	6
About your Course	8
Accommodation	11
Homestay	12
Hotel Rooms	13
Niche Living	14
Social Programme	15
Recommendations	16
When you Arrive	17
Further Education Advice ...	20
Study Tips	21
Airport Transport	22





About Dublin



Famous landmarks

- Trinity College, St Patrick's Cathedral, Ha'penny Bridge, Dublin Castle, Guinness Storehouse, Phoenix Park, Howth Peninsula.



City personality

- Cultural, creative, friendly, vibrant, youthful, bike-friendly, academic, green.



What makes this city unique?

- Dublin is incredibly picturesque. It's a medieval city that has some fascinating living history along its streets – ancient buildings, historical sites, street art, memorials and a different story at every turn. Dublin was voted as Best Weekend Destination in the World in 2023.



Transport within a 10-minute walk

- Train, bus.



Cuisines within a 20-minute walk

- Indian, Italian, Irish, European, Greek, Seafood, Japanese, Mexican, Thai, Vegetarian.



Alternative things to do

- Go hiking in the Wicklow mountains, explore Dublin's art galleries and go horse riding.



5

Reasons
to choose
this city

1

Ireland's capital city and the cultural, educational and industrial centre of the island.

2

Dublin is one of the greenest cities on the planet.

3

The nearby mountains and sea offer a peaceful getaway from bustling city life.

4

Excellent amenities, a thriving social scene, and a cosmopolitan atmosphere.

5

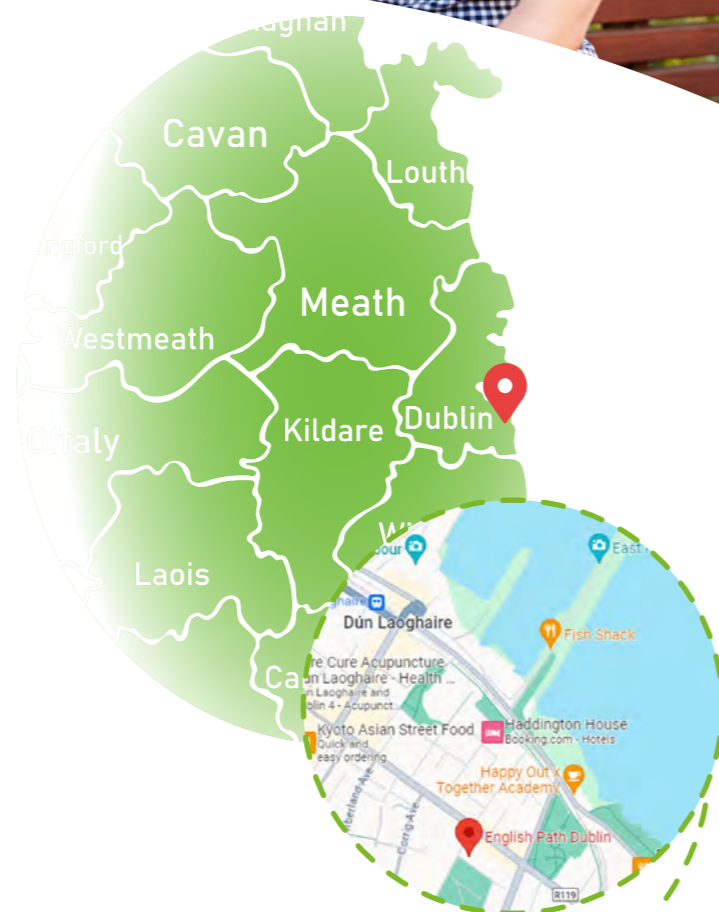
Prestigious universities nearby and safe environment.



Why choose to study in our Dublin school?

- Located in a beautiful **seaside town** near Dublin city centre.
- **Great mix** of nationalities in the school.
- **Minutes from** train station and bus stops.
- Great **Social Programme** with activities and excursions in and around Dublin.*
- **Experienced** Customer Service & Academic Team.


*Additional weekend excursions are offered during summer.



Find us on Google maps

Address: 1 Clarinda Park N, Dún Laoghaire, Dublin, A96 H5X6
At this address since: 2023

Phone: +353 1 230 1100
Emergency Phone: +353 85 130 4200



Staff



Meet the team



- **Languages spoken by staff:** English, Spanish, Portuguese, Russian, German, Italian, French, Irish.

Services & facilities

- **Buildings:** 2
- **Floors:** 3
- **Total number of classrooms:** 12
- **School facilities:** Student lounge, self-study area, Wi-Fi (free), street parking, modern & spacious classrooms with smart TVs, heating.
- **Other services provided:** Social activity programme, airport transfer, medical insurance.
- **Levels of English offered:** All levels.
- **Reception:** The friendly **Student Services** staff can direct you to the EP offices and classrooms. A Student Services Officer and Director of Studies will always be present to answer any questions you may have.

School holidays & Ireland public holidays

The school is going to be closed on the below dates. Please make sure to book your course/accommodation accordingly. Course days that fall on a public holiday are not reimbursed.

Public holidays will be:

- **2024:** 28 Oct, 23 - 27 Dec.
- **2025:** 01 Jan, 03 Feb, 17 Mar, 21 Apr, 05 May, 02 Jun, 04 Aug, 27 Oct, 22 - 26 Dec.

The above dates are observed as holidays in the year. If you arrive on a week where the Monday is a holiday, your first day of school will be a Tuesday.

Close to your EP school

Our centrally located school is walking distance to:

- Cafes and Restaurants** 1-5 minutes
- Train Station** 2 minutes
- Supermarket** 3 minutes
- Harbour front** 2 minutes
- Post Office** 1 minute
- Park** 1 minute
- Bank/ ATM** 3 minutes
- Gym** 5 minutes

Need help? Not satisfied? Have a problem?

At EP we believe that communication and an open-door policy is key to efficiently resolving any issue you might have. If you need help, are not satisfied with one of our services or you need advice, please talk to our staff at school. They will be able to help and assist quickly with any concerns you might have.

First Day at School

- Induction starts at 08:45 am.
- This includes a placement test, speaking test, induction presentations about the school and academic programmes and the distribution of class timetables.
- A tour of the local area.
- Classes begin at: 10:30 am.
- On your first day, you are expected to bring your passport and proof of medical insurance.

Your weekly class timetable

	Hours pw	What	Lesson times
Classic Morning	15	General English	09:00 - 12:15
Semi-Intensive Morning	20	Classic + 1 Elective	09:00 - 13:30
Classic Afternoon	15	General English	13:45 - 17:00
Semi-Intensive Afternoon	20	Classic + 1 Elective	13:45 - 17:00
Classic Morning Work and Study	15	General English + Work and Study	09:00 - 12:15
Classic Afternoon Work and Study	15	Classic + 1 Elective + Work and Study	13:45 - 17:00
Semi-intensive Morning Work and Study	20	General English + Work and Study	09:00 - 13:30
Semi-intensive Afternoon Work and Study	20	Classic + 1 Elective + Work and Study	12:30 - 17:00

Courses

- **Classic (Morning/Afternoon)**
15 hours per week
- **Semi-Intensive (Morning/Afternoon)**
20 hours per week
- **Work and Study**
- **One-to-One**

Extracurricular activities

- Monthly course tutorials
- Monthly skills test
- Conversation clubs
- Study Clinics

Electives list sample

English Path offers a variety of elective courses that allow students to explore their interests and develop their skills. These courses are taught by experienced and qualified teachers, and they are a great way to supplement your general English studies. Electives depending on your level of English, the EP campus and current availability:

- Speaking
- Listening
- Reading
- Writing
- Pronunciation
- Idioms and Phrasal verbs
- Grammar
- Vocabulary
- Everyday English
- Debate and Public Speaking
- Business English
- English for Hospitality
- Digital Marketing
- Personal Branding
- IELTS Preparation
- Academic Skills
- Employability Skills

Teaching methodology

At English Path we use the **communicative approach** which means:

- A focus on speaking.
- Interactive lessons.
- Noticing students' gaps and reacting to them.
- Going beyond the textbook.
- English for real life outside the classroom.
- Understanding each student's individual needs.

All EP teachers are trained in this approach from their first day, so students have the same



@englishpathschools

School material

Books: English File 4th Edition, Cutting Edge 3rd Edition, Empower 2nd Edition.

Additional material used: Audio, digital presentation material, authentic materials.

Students

Average number of students per class: 12

Average age of students*: 27

Nationality mix*: Brazil, Colombia, Turkey, Mexico, Paraguay South Korea, Mongolia.

*As per 2023 stats. Nationality mix and age varies. Dependent on the time of year.

End of course certificate: You will receive a course certificate at the end of your course.

Take a look at our graduation ceremony

Accommodation

Choosing the right accommodation is a vital part of your experience in a new country. Your new home is one of the most important parts of your stay.

Each school has specially chosen options to help you make the most out of your stay.

Homestay and student residences do offer different accommodation experiences, but always try to meet the highest standards.

*Please make sure you check with your representative, as all accommodation options are based on availability.



What accommodation option should I choose?

The choice of accommodation depends on your preferences, needs, and budget. Below are some important factors you need to consider.

Homestay

- Immerse yourself in local culture & customs.
- Host assistance for questions.
- Towels, kitchen utensils, and more are provided.
- Budget-friendly.



- May not be as social.
- Host rules may apply.
- It could be up to 75 mins travel.

Student residence

- Easy access to good facilities and nearby amenities.
- 24hr assistance.

- Noise levels might be high.
- Might be sharing facilities with other students.
- Might be expensive.

Shared apartments

- Meet other students from all over the world.
- Easier to socialise.
- Can be more affordable.

- May have to deal with shared chores and responsibilities.
- You might not be able to choose your flatmates.

Booking Student Accommodation in 3 simple steps

Step 1

You can indicate your preferred type of accommodation (homestay, shared apartment or residence) on the application form during your application for a course.

Our Student Services team will make a record the preferred choice of accommodation.

Step 2

EP will only be able to secure the accommodation option once the invoice has been paid.

Our team will send you the accommodation confirmation with further details regarding the selected option.

Step 3

You will need to confirm your arrival and send your flight details to our team, as soon as the flight is booked and no later than one week before the flight date. Our team will then be able to book and confirm your accommodation and/ or transfers and provide more details within the confirmation document.

If you arrive at a residence or homestay between 22.00–08.00 you may be asked to book alternative accommodation in a hotel on the first night due to late/early arrival at the accommodation.

Homestay

Full - board homestay

3 meals per day (breakfast, packed lunch, dinner) from Monday to Sunday. 21 meals per week.

Half - board homestay

2 meals per day (breakfast, dinner) from Monday to Sunday. 14 meals per week.

- The average commute is between 15 and 60 minutes by public transportation.
- Live in the home of a local resident.
- Comfortable, safe environment with meals prepared for you.
- Opportunity to practice English with your host.

Things students need to bring

Toiletries, personal items to make student's room feel at home, prescription medication, SIM card, a small gift for the host family (not required).

Meals provided

Yes (depends on booking type, please refer to the table at the top of the page).

Breakfast: Breakfast is usually a light meal consisting of cereal, fruit, toast, juice, or coffee. Hosts will usually ask you to prepare your own breakfast.

Lunch: If full-board: Your host family will prepare a packed lunch for you, which usually consists of a sandwich, fruit or sweets and a drink.

Otherwise: You will be responsible for buying your own lunch at school, from a local restaurant, or the local shops.

Dinner: You will usually eat dinner with your host, or occasionally you may prepare your own meal with food supplied by your host.



Services included

Bed linen, towels, telephone use for emergencies, students need to make sure to discuss laundry with their host family after you arrive as laundry facilities will depend on your individual homestay.

Extra cost of services: No.

Will the Homestay arrange to pick up the student from the airport?

No. However you can book your airport transfer with your EP school. The transfer to your accommodation will then be organised accordingly.

Transport to school

Your host will help you to find your way to and from school on your first day and will show you how to use public transport.

Where are the host families located?

South Dublin.

Additional Information

Homestays are a 15 - 60 minute commute to the school.

Dublin Royal Marine Hotel Rooms

Stay at a historic and prestigious hotel overlooking Dublin Bay with views of the city, Howth, and more. The hotel is conveniently located in the heart of Dún Laoghaire, close to the train station, major shops such as Dunnes Stores, Tesco, and Penneys, and is situated near many restaurants, pubs, and cafés.

- Private bedrooms
- Fully wheelchair accessible
- Laundry services on site
- Five restaurants/bars/lounges on site
- Wi-Fi
- Smart TV included
- Cleaning is included

Address: Marine Road, Dún Laoghaire, Dublin, A96 K063



About the Residence

Accommodation types:

Private bedroom with en suite bathroom. (Please consult us for up to date pricing).

Bedrooms: The bedroom contains the following: bed, pillow, bedding, chair, desk, window, closet, kettle, safe, mini fridge, iron and ironing board, hairdryer, and air conditioning.

Bed size: Double bed.

Bathroom: En suite with shower or bath.

Kitchen: The room is equipped with a kettle and tea/coffee making facilities as well as a mini fridge.

Facilities: Spacious lobby, lounge to relax and study in, onsite free wifi, laundry services, gym, and pool.

Extra costs facilities: Breakfast is optional and is served from 7-10.30 during the week and 8-11 at the weekend. Spa services cost depending on the service purchased.

Neighbourhood: 2min away walking distance from Dún Laoghaire train station, 1 minute from George's Street, Dún Laoghaire's main street.

Visitors/guests: Visitors, including overnight guests, are not allowed.

Noise: Residents are required to respect all other residents and maintain a level of noise that does not disturb others. Quiet hours are 10 pm-8am.

Smoking: All facilities and resident's room are non-smoking.

Reception/security desk: 24 hour reception.

Cleaning service: Rooms cleaned daily unless otherwise requested.

Bedding/towels: Fresh clean linens and bedding provided daily, towels provided and changed daily

Minimum weeks requests: 1 night minimum stay.

Check-in/check-out: Check in from 4pm / Check out 12pm.

Accommodation location: 2 minutes walk from public transportation in Dún Laoghaire.



Niche Living

Serviced Studio Apartments

Discover modern comfort in the heart of Dun Laoghaire at Niche Living Apartments. Each stylish studio features contemporary furnishings, fully-equipped kitchens, and high-speed Wi-Fi. Enjoy stunning sea views, vibrant local culture, and easy access to Dublin city centre. Experience the perfect blend of luxury and convenience at Niche Living.

- Studio ensuite apartments
- Spacious, fully equipped and furnished apartments
- Laundry facility on site
- Onsite 24/7 Gym & Fitness Club
- Private kitchen
- Wi-Fi
- Fortnightly cleaning included.

Address: Niche Living, Eblana Ave, Dún Laoghaire, Dublin, A96 W8XT. Malakoff

About the Residence

Accommodation types: Private studio apartments

Bedrooms: The studio contains the following: double bed, pillow, bedding, chair, desk, window, wardrobe, bedside tables with lamps, smart TV, table with chair.

Bed size: Double bed.

Bathroom: Ensuite bathroom with shower or bathtub, hairdryer, towels and basic toiletries.

Kitchen: The studio kitchenette contains the following: fridge, freezer, stove, oven, cutlery, plates, pans, microwave, kettle.

Facilities: Gym & fitness club, breakfast room and laundry room onsite, co-working spaces, parcel lockers, bike storage and WIFI.

Extra costs facilities: Breakfast is optional and is served from 7-10.30 during the week and 8-11 at the weekend. Spa services cost depending on the service purchased.

Neighbourhood: Eblana Avenue in Dun Laoghaire features stunning harbour views, lush parks, and a vibrant cultural scene. Enjoy boutique shops, diverse dining, and easy access to Dublin city via the DART line. A perfect blend of seaside tranquility and urban convenience.

Visitors/guests: Visitors are welcome however overnight visitors must register with reception.

Noise: You are required to respect all other residents and maintain a level of noise that does not disturb others. Quiet hours are between 10pm and 8am.

Smoking: All facilities and residents' rooms are non-smoking.

Reception/security desk: 24 hour reception.

Accommodation location: 10 min walk to our school.

Cleaning service: Light cleaning service fortnightly. It is also the students' responsibility to maintain cleanliness in the kitchen by washing their dishes, pans and silverware after cooking.

Bedding/towels: Fresh clean linens and bedding provided daily, towels provided and changed daily

Minimum weeks requestes: 2 weeks minimum stay. Booking from Saturday to Saturday or Sunday to Sunday.

Check-in/check-out: Check in between 3pm and 9pm / Check out 11am.



Social Programme

Dublin, Ireland's largest city, is a warm and welcoming city, known for the friendliness of its people and its liveliness.

Dublin's geographic site is superb. Perfectly positioned with the sea to the east and mountains to the south, Dublin's spectacular sights are never far away. At English Path, our students take advantage of what Dublin has to offer with our social programme.

Examples of social activities

- Guinness storehouse €30
- Book of Kells €18
- Irish Emigration Museum €25
- Kilmainham Gaol Museum €8
- National Leprechaun Museum of Ireland €14
- The Irish Rock 'N' Roll Museum €24

Check our live Social Programme here

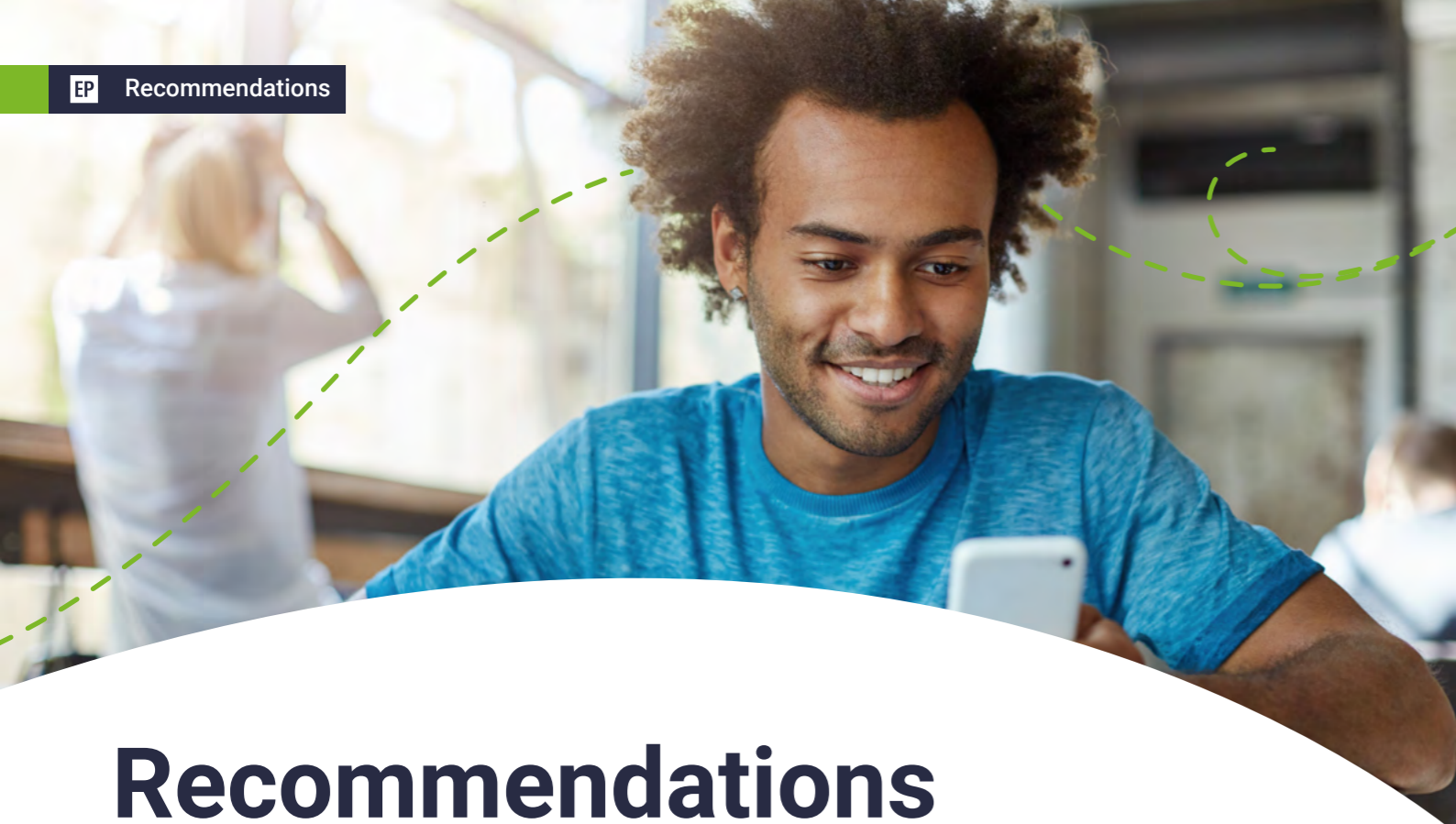


Example timetable

Mon	Tue	Wed	Thu	Fri	Sat/Sun
Walking tour of Dún Laoghaire	Howth	Trinity College Dublin	Little Museum of Dublin	Pub Night	Galway and Cliffs of Moher



Examples of nearby cities to visit



Recommendations

Checklist & other useful information

Here are a few important items that you should bring with you:

- Passport.
- Acceptance letter.
- Accommodation letter.
- Proof of health/medical insurance.
- A bit of cash and credit/debit cards/ Apple or Google Pay.
- Weather-appropriate clothing (depending on the season you come to Dublin).
- Adaptor for electrical appliances.
- Prescription medication and medical records.
- Emergency information.

Before you leave your country

Here are some important things you need to know to make your arrival as smooth as possible. Use our checklist to ensure you don't forget anything and are prepared for the exciting times ahead.

Pocket money

Recommend weekly budget: €250. This should cover expenses, local travel and activities. You will need additional money if you want to take weekend trips. Bring €100 with you in cash and a debit or credit card. You will need to check with your financial institution to make sure you will be able to withdraw money from an Irish ATM. Do not bring foreign currency. It is not wise to carry around large amounts of cash.

Clothing

Most students dress casually for classes, but you should bring nice clothes for going out and sportswear for sports and outdoor activities. The climate is changeable and maybe different from your own. The typical temperature is 15-20°C in the summer and 0-10°C in the winter, although it can drop below freezing. Bring waterproof clothing if you're arriving in the autumn or winter.

Electrical current

Standard voltage in Ireland is 230 volts; remember to bring an adaptor with you or buy one when you arrive. Ireland uses the same sockets as the UK.

When you arrive in Dublin



Arriving at the airport in a foreign country can be overwhelming. To better prepare yourself, make sure that you have read the information below about your arrival and how to get to your accommodation. If you get lost or confused upon arrival, don't be afraid to ask the airport staff for help as they will be happy to give assistance.

EP transfers

Students should arrive at Dublin Airport. We request that you book your flights according to the starting date of your specific program. You must arrive on the Saturday or Sunday prior to your course start date. If you have booked a transfer service, a driver will meet you outside the customs area and drive you to your homestay or residence. Please ensure you arrange and pay the transfer fee in advance.

Transfer service emergency contact details

If you have any flight changes, miss a connecting flight or need help meeting the transfer service, you should call one of the following emergency numbers. Please be prepared to tell them your name, school name (English Path) and location. Students should only accept a transfer from a greeter with the official English Path signage.

Transfer service emergency number: +353 1 531 0255

Independent transfers

Aircoach Airport Bus Cost: €10,
Journey time: 45 minutes.

TAXI SERVICE cost: €80-100,
Journey time: 45 minutes depending on location of homestay/residence.

Living costs (sample prices for items in this city)

- Bottle of water: €2
- Coffee: €4
- Can of coke: €1
- Meal out for two: €60
- Takeaway pizza: €15
- Sandwich: €6
- Local bus ticket: €2
- Cinema ticket: €16

Local customs

- Women in Ireland are equal to men and should always be treated fairly.
- Irish people talk to strangers in public areas. This is a great way to practice English, but caution should be taken. You should not give out your address and telephone number or accept inappropriate invitations.
- "Please" and "thank you" are very important words! Always use them if you ask someone to do something for you, or if they help you or give you information.
- Ireland is a culturally diverse nation where people of all ethnic backgrounds are treated equally.

Health and safety

- **Medical insurance:** All students must have medical insurance for the duration of their stay in Ireland. They can either book medical insurance offered by English Path or they can choose their own. It must be booked with an Irish insurance company.
- **If you get sick:** If you get sick while in Ireland you should visit a doctor. You can ask the Student Services team or your host family where the nearest doctor is. If you have a minor illness, you can ask staff at a local pharmacist for advice. Remember to bring any relevant insurance or medical documentation with you.
- **Protecting your belongings:** We strongly recommend you take out insurance for your personal belongings, especially cameras, music players, mobile phones and laptops. Personal items cannot be covered by English Path homestay or residence insurance.

- **Prescription medication:** Remember to bring enough of your prescribed medication with you as Irish pharmacists will not dispense a foreign prescription. International customs agents may ask you questions about your medication upon your departure or arrival, so be sure to pack it carefully. Bring any important medical records (blood type, prescriptions, x-rays) that might be useful for medical care abroad as well as contact information for your health care providers at home.
- **Staying safe at school:** If you or another student has an accident or needs urgent medical attention, please come to reception where the First Aider is located.
- **Fire safety:** If you discover a fire, press the fire alarm button on the nearest alarm. Leave the building immediately via the fire exit. Make sure you tell a member of EP staff exactly what happened so they can call 112. If you hear the fire alarm, leave the building immediately. Do not run, or stop to collect your belongings. EP staff will guide you to the fire exit. Go to the assembly point. Follow any instructions given by a member of EP staff and do not go back into the building until you are told to do so by EP staff.
- **Personal safety and looking after valuables:** Dublin is generally a safe place but, as with a lot of big cities, you should always be alert. Some tips are: Be alert when you are walking alone at night. Avoid carrying large amounts of cash. Do not leave your belongings unattended. In Ireland, you do not need to always carry your identification card or passport with you, you can keep it at home and carry a picture of your ID on your phone or a photocopy in your bag.

Emergency services

- Call 112 in case of fire, a medical emergency or if you need the police (in Ireland the police force is the Gardaí).

Medical costs

- Medical costs are at the discretion of your local doctor or hospital. Minimum medical costs are as follows:
 - Consultation with a doctor: €40-70
 - Prescriptions at a chemist: €15 per item
 - Dental treatment: €150
 - Eye test or new glasses: €60-100

Laws

- No one under the age of 18 in Ireland may buy or consume tobacco or alcohol, including beer and wine. It is against the law to buy tobacco or alcohol for someone you know who is under the age of 18.
- Driving under the influence of alcohol is a very serious crime and police make regular random checks.
- You will need international ID to enter bars, clubs or pubs (e.g. Passport, ID card, driving license).
- Buying, selling and using drugs is illegal.

Student code of conduct

- You must attend all classes. If you do not attend your classes your representative will be informed. If you do not then improve your attendance you may not be able to continue your course. 85% attendance is needed to be able to receive a certificate of completion.
- Be on time for all your lessons.
- Always tell English Path if you are going to be absent from school for any reason and tell your host family if you are going away overnight.
- If you commit a criminal offence or have to be severely disciplined you will be sent home. We will also inform the immigration authorities.
- Be respectful, polite and open to different cultures.



Further Education Advice

Exam courses

• IELTS - English Path

The IELTS Preparation course is for students who want to take the IELTS Academic Exam. This course is designed to prepare students at Intermediate levels and above for the IELTS Exam. It aims to develop your English skills and improve your exam technique.

• Cambridge Exam preparation

The Cambridge English exams are offered at the B2 First and C1 Advanced levels. They are internationally recognised qualifications which demonstrates your level of English to function at a high level in almost every English-speaking context, both professionally and academically.

• Further study in Ireland or the UK

If you are looking to attend university or study in Ireland or the UK, you can ask the Student Services or Academic Team for advice. We are here to provide advice and options on further study or higher education. Our partner school GBS also offers a range of further and higher education courses.



Study Tips

Study skills

Study skills are how we can organise and improve our learning. For example, what do we do when we learn a new word? Do we make notes? How? It's very important that we are organised in the way we learn, so that we have much better chance of remembering the language and can use it correctly in the future. We would like to teach you some ways to keep learning and improving your English skills. If you practice these Study Skills, it will help you to continue your English language learning wherever you are.

Using a dictionary

Dictionaries are a useful resource for researching different meanings, collocations, examples of use and standard pronunciation. Use a mono-lingual dictionary and focus on understanding the meaning rather than the translation of individual words. Translating individual words can often lead to misunderstandings. A great big paper mono-lingual dictionary is best but Cambridge, for example, has an advanced learners' dictionary at www.dictionary.cambridge.org, which is easy to use and provides examples of word use.

Learning vocabulary

When you record vocabulary, you should also include longer phrases like phrasal verbs (e.g. get away with), multi-word expressions (e.g. How's it going?), idioms (e.g. raining cats and dogs), and collocations (e.g. take a chance). Please see the language bank, irregular verbs and phonemic chart in our blog.

Tracking your progress

As well as placement, weekly and monthly testing, there will be a group study skills session every four weeks where your teacher will give feedback to the class and tips about how to improve in the areas you need help with.

• Useful links:

bbclearningenglish.com
englishclub.com
lyricstraining.com
ted.com
voscreen.com

Learning resources

Listening - What to listen to?

Try to listen to as many different types of spoken English as possible, to improve your listening. You can find lots on the internet:

- Music and songs
- TV shows, the news and films
- Speeches and interviews
- Audiobooks

Writing - What to write?

Getting the new language you've learnt on paper can really help to consolidate your learning. Think about the language you've learnt that week and try the following:

- Write an email to a friend/teacher
- Write a diary/journal
- Write a shopping list

Reading - What to read?

There's so much you can read to practice your skills; it doesn't have to be a book. You can read signs, newspapers, or even the back of food packets!

- Find an interesting article online?
- Choose a book you've read in your own language and get reading!

Find an e-book and read it on your daily commute. This site has lots of free ones: gutenberg.org



Dublin Airport Transport

Dublin Airport

Mode	Line or number	Cost	Duration (to the centre)
Airport to city centre by bus:	Bus 16 or Bus 41	€2	60 minutes

- If you choose to book an airport transfer, your flight details should be sent to us 4 weeks in advance to ensure we will be able to provide you an airport transfer.
- A driver will meet you after you come through the customs area and drive you to your accommodation.

*Students under 18 years old must book homestay breakfast and dinner & return airport transfers.

 [@englishpathschooos](https://www.instagram.com/englishpathschooos)

 [englishpath.com](https://www.englishpath.com)





Transportation information in Dublin

Use Google Maps to plan your journey. When you zoom in on the map, you'll see transit stop icons. Click on the icons to see all the transit lines there.

1 Bus

Dublin Bus connects most parts of the city through a network of over 100 routes. Go-Ahead Ireland, Dublin's newest bus company, operates more than 20 routes around the city too.

2 Train

The DART is Dublin's electric train system. It runs along the coast from Malahide and Howth in the north to Greystones in the south. On the way, it travels through the heart of Dublin passing above the congestion and traffic jams of the city centre.

3 Tram

The Luas is the light rail system that connects Dublin's suburbs to its core. There are two lines: the Green Line runs from Broombridge in the north to Brides Glen in the south and the Red Line runs from Saggart in the west to The Point in the east.

4 Taxi

If you need to get somewhere quickly, taxi apps like Lynk and Free Now are a handy option. You can also arrange a pick-up with your local taxi company over the phone. You'll find taxi ranks dotted around the city too.

Transfer from Dublin Airport to the City Centre

1. Dublin bus no.16
2. Airlink no.747/757
3. Aircoach no. 700

Getting started with a TFI Leap card

A TFI Leap Card is a prepaid travel card and is the easiest way to pay your fare on public transport around Ireland. It is valid on most TFI services and commercial bus operators throughout Ireland. It's more convenient because you don't have to carry cash or queue at ticket machines, and it can save you money because fares are usually up to 30% less than single tickets.

Where can I get a TFI Leap Card?

You can buy a **TFI Leap Card** online here or purchase your card from a ticket vending machine located at **Irish Rail stations** within **Dublin's Short Hop** or at one of the hundreds of agents nationwide.

TFI Leap card types

- Can be used to pay for an adult fare.
- Can be ordered online or from a TFI Leap agent.
- A deposit of €5 with a minimum top up of €5 is required when purchasing.

1. Adult

- Can be used to pay for an adult fare.
- Can be ordered online or from a TFI Leap agent.
- A deposit of €5 with a minimum top up of €5 is required when purchasing.

3. Child 16-18

- For children between 16 and 18 years old, up to their 19th birthday.
- This card is non-transferable and can only be used by the person whose name and photo are printed on the card.
- A deposit of €3 with a minimum top up of €5 is required when purchasing.
- These cards can only be purchased online.
- For more on how to apply, [click here](#).

5. Student

- For those aged between 16-18 or 26 and over who are in full time education.
- This card is non-transferable and can only be used by the person whose name and photo are printed on the card.
- A deposit of €5 with a minimum top up of €5 is required when purchasing.
- For details on how to apply, [click here](#).

How do I top-up my TFI Leap Card?

1. The most popular way to top-up your card is to download the Leap Top-Up app for free and use it to add credit when you like, check your balance and collect tickets
2. At TFI Leap Card outlets
3. At Luas, DART and commuter rail ticket machines
4. On board selected bus operators
5. Use Auto Top-Up for regular top-ups to be debited from your bank account
6. Online at leapcard.ie, but please note if you top-up online, you still have to collect your travel credit or ticket at either a TFI Leap Card outlet or another nominated load location.

How to pay for a TFI 90 Minute Fare

1. Touch on before each bus journey; and
2. touch on before and touch off after each DART, train and tram journey.

As long as you touch on your last service within 90 minutes of your first, you will qualify for the TFI 90 Minute Fare. You can see how much time you have left within your 90 minutes by checking your Leap Top Up App.

2. Personalised Adult

- This card is non-transferable and can only be used by the person whose name and photo are printed on the card.
- These cards can be loaded with Monthly or Annual TaxSaver tickets, travel credit and any other travel ticket.
- A deposit of €5 with a minimum top up of €5 is required when purchasing.
- These cards can only be purchased online.

4. Young Adult 19-25

- Can be used by anyone who is 19 to 25 years old, up to their 26th birthday.
- This card is non-transferable and can only be used by the person whose name and photo are printed on the card.
- A deposit of €5 with a minimum top up of €5 is required when purchasing.
- These cards can only be purchased online.
- For details on how to apply, [click here](#).

TFI 90 Minute Fare

You can use the TFI network around Dublin for 90 Minutes with your TFI Leap Card, for just €2 for adults, €1 for young adults (19-25) or students, and 65 cents for children.

TFI 90 applies to most journeys in the Dublin area whether you are using multiple services during 90 minutes or simply taking a single trip. TFI 90 applies to:

1. Dublin Bus (except Express services which cost **€2.40**);
2. Go-Ahead Ireland services in the Dublin City Bus network;
3. All **Luas** services; and
4. Most DART services. You must touch on every time you board a service to demonstrate you hold a valid ticket for each journey.

TFI Leap Card Fares	Adult	Student	Child (5-15 and (16-18)
Short	€1.50	€1.50	€0.65
TFI 90 Minute	€2.00	€1.00	€0.65
X Services	€2.40	€1.20	€1.00
Irish Rail Zone 5	€3.00	€1.50	€0.65
Irish Rail Zone 6	€3.90	€1.95	€0.65



