



CIBC ASSET MANAGEMENT

# CIBC Exchange Traded Funds

Strategic, flexible solutions for your investment portfolio





## Why consider ETFs?

Similar to mutual funds, exchange traded funds (ETFs) provide an easy-to-use, low-cost way to invest in a basket of stocks or bonds—but ETFs also have some unique features. As the name suggests, ETFs are traded like stocks on a stock exchange and provide a number of potential benefits:

### Better protection through diversification

Investing in a basket of securities, versus a single stock, means your portfolio may be less impacted by volatile markets.

### Many investment choices

Portfolio diversification is simple with ETFs, which provide easy access to a wide range of asset classes, including stocks, bonds, commodities, currencies or alternative investments.

### Flexibility in your portfolio

With the ability to buy or sell quickly whenever the market is open, ETFs let you easily adjust your investments in a timely way.

### Cost effective

Low fees with ETFs means you save more of your money.

# Different types of ETFs

## Index

These ETFs look to match a specific index performance rather than beat it.

## Strategic Beta

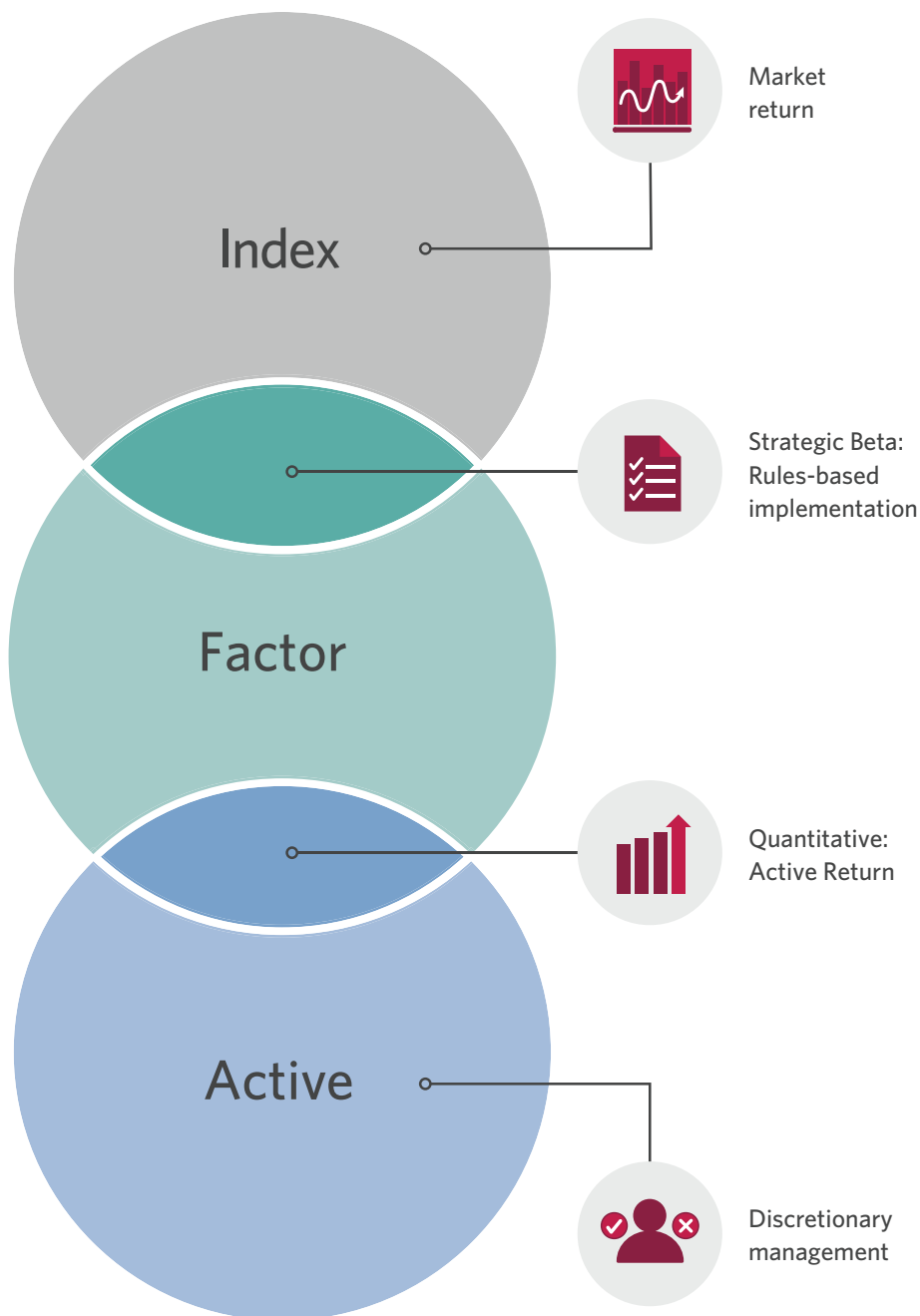
The securities in these ETFs are chosen based on factors that have historically produced better returns\* under specific market conditions using a rules-based implementation.

## Quantitative

Securities are selected based on a systematic approach that relies on exploiting historical patterns in data. These strategies are actively managed and their rules are continually reviewed to ensure their efficacy. When needed, rules can be modified to seek improved risk-adjusted returns.

## Active

By selecting certain securities while avoiding others, investment managers aim to surpass benchmark returns.



\*As defined by better risk-adjusted returns when compared to a specific benchmark.

# Index ETFs

Index ETFs are created to match index performance. They can be used to create the foundation of a diversified portfolio that includes a number of asset classes. These ETFs can track broad indexes or specific market segments.


## Benefits of index ETFs

<b>Pure exposure</b>	Investors gain exposure to an entire index and know how they are invested.
<b>Low cost</b>	Usually the lowest cost ETF option as these products seek to simply match index performance.
<b>Tax efficient</b>	Low portfolio turnover = fewer taxable capital gains

# Factor ETFs

## Strategic Beta

Strategic beta ETFs increase or decrease exposure to stocks that meet specific characteristics or “factors”—value, quality, momentum, and low volatility are examples. These portfolios can focus on a single characteristic or can be combined in a strategic way, which may produce better results, with lower risk, over the long term.

Factor	Investment advantage	Typical ways to identify this factor
 <b>Value</b>	These high-potential but undervalued stocks tend to perform well during economic expansions.	Low price-to-book and price-to-earnings
 <b>Quality</b>	Stocks that consistently generate profits and have strong fundamentals can hold their value during economic contractions.	Return on equity and low debt-to-equity
 <b>Momentum</b>	Companies whose stock price exhibits an upward trend can outperform the market for a period of time.	Price return and historical volatility
 <b>Low volatility</b>	Less volatile stocks that are likely to avoid extreme price changes can smooth out the investment ride.	Three-year historical beta

## Quantitative

Quantitative ETFs use robust research, high-quality data and strong risk management to enhance investment decision making and drive superior risk-adjusted returns for clients. These strategies act on empirical evidence, not emotion and are constructed through a combination of investment management, mathematics, statistics and computer science.

### Benefits of quantitative ETFs



#### Consistent process

An approach grounded in data science with systematic rebalancing ensures that manager bias does not impact portfolios.



#### Repeatable sources of alpha

Proprietary factor exposures with active oversight ensure that portfolios seek consistent alpha over the cycle.



#### Diversifying sources of return

Portfolios built to provide specific exposures offer diversification to broad indices and improve portfolio construction.

## Active ETFs

Actively managed ETFs combine the flexibility and efficiency of an ETF with the expertise of professional portfolio managers. These ETFs aim to outperform their benchmarks and can provide better risk management for your portfolio.

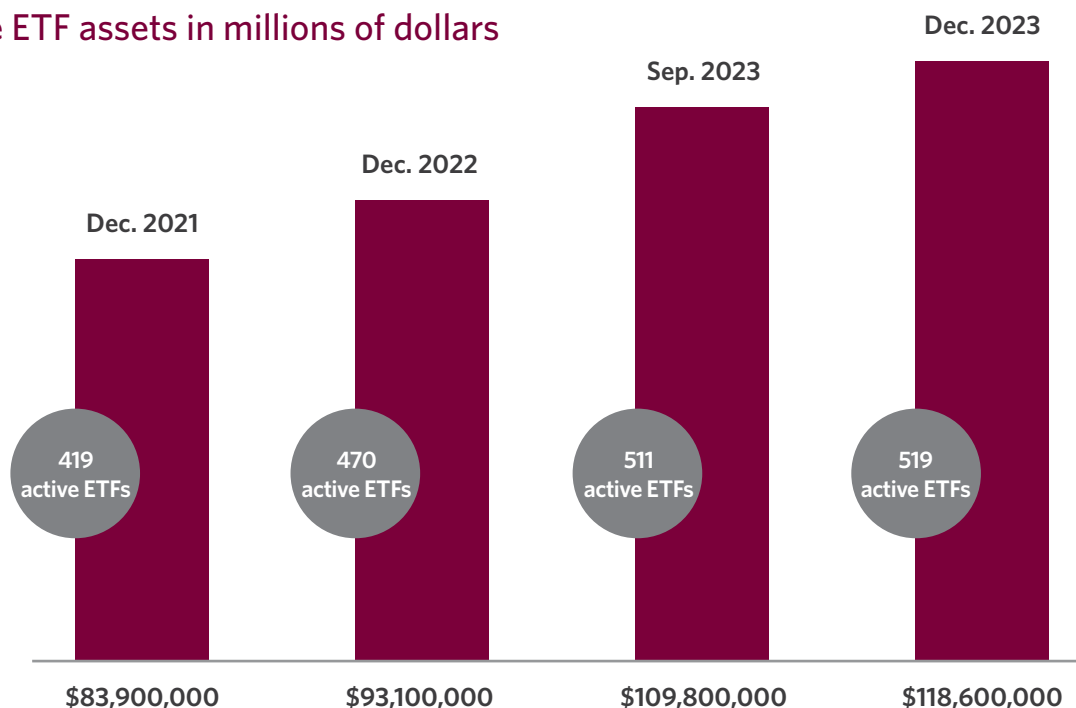
### Benefits of active ETFs

<b>Opportunity to outperform</b>	An understanding of a company and the economy can guide better stock selection.
<b>Risk management</b>	Portfolio managers can assess risk and act to protect the portfolio.
<b>An active and experienced portfolio management team</b>	Experience provides a guide when assessing investment opportunities.

# Many investors have already discovered the advantages of active ETFs

Active ETFs now account for 28.6% of total ETF assets in Canada.

## Active ETF assets in millions of dollars



Source: Strategic Insight, ETF and Index Funds Report Q4 2023





## Proven success in serving Canada

CIBC Asset Management is dedicated to giving clients exceptional value and attention. With over \$203 billion<sup>1</sup> in assets under management, we're committed to helping Canadians grow their wealth.

Our focus on research and team collaboration means we're always looking to develop innovative solutions to meet your evolving needs.

## Fine-tune your investment strategies with unique products

To create opportunities that are unique to CIBC, we've partnered with the CIBC World Markets' Quantitative Index Strategies group to develop custom indices only offered within the CIBC ETF suite.

## Specialized investment management expertise

Our active CIBC ETFs provide access to the knowledge and expertise of investment managers from CIBC Asset Management and other select investment management firms.

# CIBC Exchange Traded Funds

## Index ETFs

### Fixed Income

Ticker	Name	Description	Style	Management fee
CSBI	CIBC Canadian Short-Term Bond Index ETF	Seeks to replicate, to the extent reasonably possible and before fees and expenses, the performance of a Canadian short-term bond index that measures the investment return of the Canadian investment grade short-term bond market. Currently, this CIBC ETF seeks to track the Morningstar® Canada 1-5 Yr Core Bond Index™ (or any successor thereto).	Index	0.07%
CCBI	CIBC Canadian Bond Index ETF	Seeks to replicate, to the extent reasonably possible and before fees and expenses, the performance of a Canadian aggregate bond index that measures the investment return of the Canadian investment grade bond market. Currently, this CIBC ETF seeks to track the Morningstar® Canada Core Bond Index™ (or any successor thereto).	Index	0.06%
CGBI	CIBC Global Bond ex-Canada Index ETF (CAD-Hedged)	Seeks to replicate, to the extent reasonably possible and before fees and expenses, the performance of a global aggregate bond index that measures the investment return of the global investment grade bond market. Currently, this CIBC ETF seeks to track the Morningstar® Global ex-Canada Core Bond Hedged CAD Index™ (or any successor thereto).	Index	0.19%

### Equity

Ticker	Name	Description	Style	Management fee
CCEI	CIBC Canadian Equity Index ETF	Seeks to replicate, to the extent reasonably possible and before fees and expenses, the performance of a broad Canadian equity market index that measures the investment return of publicly traded securities in the Canadian market. Currently, this CIBC ETF seeks to track the Morningstar® Canada Domestic Index™ (or any successor thereto).	Index	0.04%



## Equity (continued)

Ticker	Name	Description	Style	Management fee
CUEI	CIBC U.S. Equity Index ETF	Seeks to replicate, to the extent reasonably possible and before fees and expenses, the performance of a broad U.S. equity market index that measures the investment return of publicly traded securities in the U.S. market. Currently, this CIBC ETF seeks to track the Morningstar® US Target Market Exposure Index™ (or any successor thereto).	Index	0.05%
CUEH	CIBC U.S. Equity Index ETF (CAD-Hedged)	Seeks to replicate, to the extent reasonably possible and before fees and expenses, the performance of a broad U.S. equity market index that measures the investment return of publicly traded securities in the U.S. market, hedged to the Canadian dollar. Currently, this CIBC ETF seeks to track the Morningstar® US Target Market Exposure Hedged CAD Index™ (or any successor thereto).	Index	0.05%
CIEI	CIBC International Equity Index ETF	Seeks to replicate, to the extent reasonably possible and before fees and expenses, the performance of a broad international equity market index that measures the investment return of publicly traded securities in Europe, Australasia and the Far East. Currently, this CIBC ETF seeks to track the Morningstar® Developed Markets ex-North America Target Market Exposure Index™ (or any successor thereto).	Index	0.16%
CIEH	CIBC International Equity Index ETF (CAD-Hedged)	Seeks to replicate, to the extent reasonably possible and before fees and expenses, the performance of a broad international equity market index that measures the investment return of publicly traded securities in Europe, Australasia and the Far East, hedged to the Canadian dollar. Currently, this CIBC ETF seeks to track the Morningstar® Developed Markets ex-North America Target Market Exposure Hedged CAD Index™ (or any successor thereto).	Index	0.16%

## Equity (continued)

Ticker	Name	Description	Style	Management fee
<b>CEMI</b>	CIBC Emerging Markets Equity Index ETF	Seeks to replicate, to the extent reasonably possible and before fees and expenses, the performance of a broad emerging market equity index that measures the investment return of publicly traded securities in emerging countries in Asia, Latin America, Europe, Africa and the Middle East. Currently, this CIBC ETF seeks to track the Morningstar® Emerging Markets Target Market Exposure Index™ (or any successor thereto).	Index	0.22%
<b>CCLN</b>	CIBC Clean Energy Index ETF	Seeks to replicate, to the extent reasonably possible and before fees and expenses, the performance of a clean energy index. Currently, this ETF seeks to track the CIBC Atlas Clean Energy Select Index (or any successor thereto).	Index	0.35%

## Factor ETFs

## Equity

Ticker	Name	Description	Style	Management fee
<b>CQLC</b>	CIBC Qx Canadian Low Volatility Dividend ETF	Seeks current income and long-term capital growth by investing primarily in Canadian equity securities that are expected to provide regular income from dividends, while seeking to reduce volatility.	Quantitative	0.30%
<b>CQLU</b>	CIBC Qx U.S. Low Volatility Dividend ETF	Seeks current income and long-term capital growth by investing primarily in U.S. equity securities that are expected to provide regular income from dividends, while seeking to reduce volatility.	Quantitative	0.30%
<b>CQLI</b>	CIBC Qx International Low Volatility Dividend ETF	Seeks current income and long-term capital growth by investing primarily in foreign equity securities located in Europe, the Far East, and the Pacific Rim that are expected to provide regular income from dividends, while seeking to reduce volatility.	Quantitative	0.40%

## Active ETFs

### Fixed Income

Ticker	Name	Description	Style	Management fee
<b>CAFR</b>	CIBC Active Investment Grade Floating Rate Bond ETF	Seeks to generate a high level of current income while preserving capital. Invests in a portfolio of Canadian debt securities and uses interest-rate derivatives to lessen the effect of interest rate fluctuations.	Active	0.30%
<b>CCNS</b>	CIBC Conservative Fixed Income Pool - ETF Series	Seeks to generate regular income. Invests primarily in units of other mutual funds that invest in fixed income securities.	Active	0.30%
<b>CCRE</b>	CIBC Core Fixed Income Pool - ETF Series	Seeks to generate regular income, with a secondary focus on generating modest long-term capital appreciation. Invests primarily in units of other mutual funds that invest in fixed income securities.	Active	0.30%
<b>CPLS</b>	CIBC Core Plus Fixed Income Pool - ETF Series	Seeks to generate regular income and modest long-term capital appreciation. Invests primarily in units of other mutual funds that invest in fixed income securities.	Active	0.30%
<b>CACB</b>	CIBC Active Investment Grade Corporate Bond ETF	Seeks to generate a high level of current income while preserving capital. Invests primarily in bonds, debentures, notes and other debt instruments of Canadian issuers.	Active	0.35%
<b>CSCP</b>	CIBC Sustainable Canadian Core Plus bond Fund - ETF Series	Seeks to achieve a high level of income and some capital growth by investing in a diversified portfolio comprised primarily of fixed income securities issued by Canadian governments and corporations, and to follow a socially responsible approach to investing.	Active	0.40%
<b>CFLX</b>	CIBC Flexible Yield ETF (CAD-Hedged)	Seeks to generate long-term total return and current income. Invests primarily in high yielding debt and investment grade fixed income securities of issuers located anywhere in the world. Exposure to these types of securities will be obtained by investing primarily in the Renaissance Flexible Yield Fund.	Active	0.70%

## Fixed Income (continued)

Ticker	Name	Description	Style	Management fee
CTBA	CIBC 2025 Investment Grade Bond Fund - ETF Series	To provide income over a predetermined time period by investing in a portfolio consisting primarily of Canadian dollar-denominated bonds with an effective maturity in 2025. The Fund will terminate on or about November 30, 2025, or such earlier date upon not less than 60 days' notice to unitholders (the Termination Date).	Active	0.15%
CTBB	CIBC 2026 Investment Grade Bond Fund - ETF Series	To provide income over a predetermined time period by investing in a portfolio consisting primarily of Canadian dollar-denominated bonds with an effective maturity in 2026. The Fund will terminate on or about November 30, 2026, or such earlier date upon not less than 60 days' notice to unitholders (the Termination Date).	Active	0.15%
CTBC	CIBC 2027 Investment Grade Bond Fund - ETF Series	To provide income over a predetermined time period by investing in a portfolio consisting primarily of Canadian dollar-denominated bonds with an effective maturity in 2027. The Fund will terminate on or about November 30, 2027, or such earlier date upon not less than 60 days' notice to unitholders (the Termination Date).	Active	0.15%
CTBD	CIBC 2028 Investment Grade Bond Fund - ETF Series	To provide income over a predetermined time period by investing in a portfolio consisting primarily of Canadian dollar-denominated bonds with an effective maturity in 2028. The Fund will terminate on or about November 30, 2028, or such earlier date upon not less than 60 days' notice to unitholders (the Termination Date).	Active	0.15%
CTBE	CIBC 2029 Investment Grade Bond Fund - ETF Series	To provide income over a predetermined time period by investing in a portfolio consisting primarily of Canadian dollar-denominated bonds with an effective maturity in 2029. The Fund will terminate on or about November 30, 2029, or such earlier date upon not less than 60 days' notice to unitholders (the Termination Date).	Active	0.15%
CTBF	CIBC 2030 Investment Grade Bond Fund - ETF Series	To provide income over a predetermined time period by investing in a portfolio consisting primarily of Canadian dollar-denominated bonds with an effective maturity in 2030. The Fund will terminate on or about November 30, 2030, or such earlier date upon not less than 60 days' notice to unitholders (the Termination Date).	Active	0.15%

**Fixed Income (continued)**

<b>Ticker</b>	<b>Name</b>	<b>Description</b>	<b>Style</b>	<b>Management fee</b>
<b>CTUC.U</b>	CIBC 2025 U.S. Investment Grade Bond Fund - ETF Series	To provide income over a predetermined time period by investing in a portfolio consisting primarily of U.S. dollar-denominated bonds with an effective maturity in 2025. The Fund will terminate on or about November 30, 2025, or such earlier date upon not less than 60 days' notice to unitholders (the Termination Date).	Active	0.15%
<b>CTUD.U</b>	CIBC 2026 U.S. Investment Grade Bond Fund - ETF Series	To provide income over a predetermined time period by investing in a portfolio consisting primarily of U.S. dollar-denominated bonds with an effective maturity in 2026. The Fund will terminate on or about November 30, 2026, or such earlier date upon not less than 60 days' notice to unitholders (the Termination Date).	Active	0.15%
<b>CTUE.U</b>	CIBC 2027 U.S. Investment Grade Bond Fund - ETF Series	To provide income over a predetermined time period by investing in a portfolio consisting primarily of U.S. dollar-denominated bonds with an effective maturity in 2027. The Fund will terminate on or about November 30, 2027, or such earlier date upon not less than 60 days' notice to unitholders (the Termination Date).	Active	0.15%

**Balanced**

<b>Ticker</b>	<b>Name</b>	<b>Description</b>	<b>Style</b>	<b>Management fee</b>
<b>CSCB</b>	CIBC Sustainable Conservative Balanced Solution - ETF Series	Seeks to achieve a combination of income and some long-term capital growth by investing primarily in Canadian, U.S. and international equities and fixed income securities, either directly or indirectly through investment in other mutual funds and exchange-traded funds and to follow a socially responsible approach to investing.	Active	0.60%
<b>CSBA</b>	CIBC Sustainable Balanced Solution - ETF Series	Seeks to achieve a balance of income and long-term capital growth by investing primarily in Canadian, U.S. and international equities and fixed income securities, either directly or indirectly through investment in other mutual funds and exchange-traded funds and to follow a socially responsible approach to investing.	Active	0.70%

**Balanced (continued)**

<b>Ticker</b>	<b>Name</b>	<b>Description</b>	<b>Style</b>	<b>Management fee</b>
<b>CSBG</b>	CIBC Sustainable Balanced Growth Solution - ETF Series	Seeks to achieve a combination of long-term capital growth and some income by investing primarily in Canadian, U.S. and international equities and fixed income securities, either directly or indirectly through investment in other mutual funds and exchange-traded funds and to follow a socially responsible approach to investing.	Active	0.75%

**Equity**

<b>Ticker</b>	<b>Name</b>	<b>Description</b>	<b>Style</b>	<b>Management fee</b>
<b>CSCE</b>	CIBC Sustainable Canadian Equity Fund - ETF Series	Seeks to achieve long-term capital growth by investing in a diversified portfolio comprised primarily of Canadian equity securities and to follow a socially responsible approach to investing.	Active	0.60%
<b>CSGE</b>	CIBC Sustainable Global Equity Fund - ETF Series	Seeks to achieve long-term capital growth by investing in a diversified portfolio comprised primarily of equity securities from around the world and to follow a socially responsible approach to investing.	Active	0.75%
<b>CGLO</b>	CIBC Global Growth ETF	Seeks to generate long-term capital growth by investing in a diversified portfolio consisting primarily of equity securities of companies located anywhere in the world. Exposure to these types of securities will be obtained by investing primarily in Renaissance Global Growth Fund.	Active	0.80%
<b>CINT</b>	CIBC International Equity ETF	Seeks to generate long-term capital growth through capital appreciation by investing primarily in a diversified portfolio of equity securities of foreign companies located in Europe, the Far East, and the Pacific Rim. Exposure to these types of securities will be obtained by investing primarily in Renaissance International Equity Fund.	Active	0.80%

**For more information about CIBC ETFs, please talk to your financial professional or visit [CIBC.com/etfs](https://www.cibc.com/etfs).**

<sup>1</sup>As at December 31, 2023. This figure includes \$39 billion in multi-asset and notional currency overlay mandates and \$37 billion in 3rd party sub-advised assets.

This document is provided for general informational purposes only and does not constitute financial, investment, tax, legal or accounting advice nor does it constitute an offer or solicitation to buy or sell any securities referred to. Individual circumstances and current events are critical to sound investment planning; anyone wishing to act on this document should consult with their advisor. Commissions, trailing commissions, management fees and expenses all may be associated with mutual fund investments. Please read the simplified prospectus before investing. Mutual funds are not guaranteed, their values change frequently and past performance may not be repeated.

CIBC ETFs are managed by CIBC Asset Management Inc. ("CAMI"), a subsidiary of Canadian Imperial Bank of Commerce. Commissions, management fees and expenses all may be associated with investments in exchange traded funds (ETFs). Please read the CIBC ETFs prospectus or ETF Facts document before investing. To obtain a copy, call 1-888-888-3863, ask your advisor or visit [CIBC.com/etfs](https://www.cibc.com/etfs). ETFs are not guaranteed, their values change frequently and past performance may not be repeated.

Certain trademarks of Canadian Imperial Bank of Commerce and/or certain of its affiliates (collectively "CIBC") have been licensed by CAMI for use in connection with CIBC Multifactor Canadian Equity ETF and CIBC Multifactor U.S. Equity ETF (collectively, the "CIBC Strategic Beta Equity ETFs"). The securities of the CIBC Strategic Beta Equity ETFs are not sponsored, promoted, sold or supported in any other manner by CIBC or by the index calculation agent, Solactive A.G. ("Solactive") nor do CIBC or Solactive offer any express or implicit guarantee or assurance either with regard to the results of using the Indices on which the CIBC Strategic Beta Equity ETFs are based, or the index prices at any time or in any other respect. The prospectus of the CIBC ETFs contains a more detailed description of the limited relationship CIBC and Solactive have with CAMI and the CIBC Strategic Beta Equity ETFs.

Morningstar® Canada Core Bond Index™, Morningstar® Global ex-Canada Core Bond Hedged CAD Index™, Morningstar® Canada Domestic Index™, Morningstar® US Target Market Exposure Index™, Morningstar® Developed Markets ex-North America Target Market Exposure Index™, and Morningstar® Emerging Markets Target Market Exposure Index™ are trademarks or service marks of Morningstar, Inc. and have been licensed for use for certain purposes by CIBC Asset Management. CIBC Canadian Short-Term Bond Index ETF, CIBC Canadian Bond Index ETF, CIBC Global Bond ex-Canada Index ETF (CAD-Hedged), CIBC Canadian Equity Index ETF, CIBC U.S. Equity Index ETF, CIBC U.S. Equity Index ETF (CAD-Hedged), CIBC International Equity Index ETF, CIBC International Equity Index ETF (CAD-Hedged) and CIBC Emerging Markets Equity Index ETF (collectively, the CIBC Index ETFs) are not sponsored, endorsed, sold or promoted by Morningstar, and Morningstar makes no representation regarding the advisability of investing in the CIBC Index ETFs.

CIBC Private Wealth Advisors, Inc. ("CIBC PWA") is the index provider for the CIBC Atlas Clean Energy Select Index (the "Index") and is an affiliate of CIBC Asset Management Inc. However, CIBC PWA does not sponsor, endorse, sell or promote the CIBC Clean Energy Index ETF (the "CIBC ETF") and further makes no representation regarding the advisability of investing in the CIBC ETF. CIBC PWA does not offer any express or implicit guarantee or assurance with regard to the results of using the Index on which the CIBC ETF is based or the index prices at any time or in any other respect, and will not be liable with respect to the use or accuracy of the Index or any data included therein. The CIBC ETF prospectus contains more details on the limited relationship of CIBC PWA and CIBC Asset Management Inc. related to the CIBC ETF.

CIBC Asset Management and the CIBC logo are trademarks of CIBC, used under license.

The material and/or its contents may not be reproduced without the express written consent of CIBC Asset Management Inc.