

CBP and Trade Automated Interface Requirements

Participating Government Agencies Message Set

August 28, 2023



U.S. Customs and
Border Protection



Pub # 0875-0419

This chapter provides record formats and processing instructions for submitting data to government agencies that will participate with modernization of the automated cargo systems.



Contents

Table of Changes	5
Introduction.....	12
Processing.....	13
Partner Government Agency Correction Capability.....	14
PGA Message Set INPUT Record Layouts	15
Record Identifier OI (Input)	15
Record Identifier PG01 (Input)	16
Record Identifier PG02 (Input)	20
Record Identifier PG04 (Input)	22
Record Identifier PG05 (Input)	24
Record Identifier PG06 (Input)	25
Record Identifier PG07 (Input)	27
Record Identifier PG08 (Input)	28
Record Identifier PG10 (Input)	29
Record Identifier PG13 (Input)	30
Record Identifier PG14 (Input)	31
Record Identifier PG17 (Input)	32
Record Identifier PG18 (input)	33
Record Identifier PG19 (Input)	34
Record Identifier PG20 (Input)	36
Record Identifier PG21 (Input)	37
Record Identifier PG22 (Input)	38
Record Identifier PG23 (Input)	39
Record Identifier PG24 (Input)	40
Record Identifier PG25 (Input)	41
Record Identifier PG26 (Input)	42
Record Identifier PG27 (Input)	43
Record Identifier PG28 (Input)	44
Record Identifier PG29 (Input)	45
Record Identifier PG30 (Input)	48
Record Identifier PG31 (Input)	50
Record Identifier PG32 (Input)	51
Record Identifier PG33 (Input)	52
Record Identifier PG34 (Input)	53



Record Identifier PG35 (Input)	54
Record Identifier PG50 (Input)	55
Record Identifier PG51 (Input)	56
Record Identifier PG55 (Input)	57
Record Identifier PG60 (Input)	58
Record Identifier PG00 (Input)	59
PGA Message Set - Usage Notes.....	60
Relationships among the various transactions	60
PGA Message Set Data Relationship Model	61
Data Rules and Record Relationships in the PGA Message Set.....	63
OI	63
PG01	63
PG02	63
General Order of records	63
General Record Reporting Requirements	64
Data Reporting	65
Multiple PGAs need the same data	65
Product and Component	66
Grouping indicator	66
PG02 Grouping contents	67
PG55 multiple entity role reporting	68
PG60 Additional Reference Information	68
PG00 Substitution Grouping	68



Table of Changes

Revision Number	Date of Change	Section(s) Affected	Brief Description of Change
27	August 28, 2023	(A) PG60 record	(B) Added new qualifier codes CP1, CP2 and CP3 for PG19
26	May 19, 2023	(A) PG60 record	(A) Added new qualifier code PMN (Product/Model name overflow for PG07)
25	March 4, 2021	(A) PG06 record	(A) In the country code description, updated the Lacey Act text: changed XO to XZ;
24	February 18, 2021	(A) PG06 record	(A) In the country code description, updated the Lacey Act text: changed ** to XO; changed '10' to '5'
23	January 4, 2021	(A) PG01 Disclaimer	(A) Added two disclaim codes: F – for FDA use only; only for Entry type 21 G – for APHIS Lacey use only, for deminimis (B) Updated Note 1
22	May 26, 2020	(A) PG06	(A) Removed 'XX' as a valid Country Code for Fish and Wildlife unknown species
21	September 25, 2017	(A) Relationship diagram schema (B) PG50 and PG51 records (C) PG02 grouping contents (D) PG60 record, 'Additional information'	(A) Added indicator for PG32 that it can be included in a group. Updated diagram 'NOTES' to clarify grouping behavior. (B) Updated record descriptions to clarify grouping behavior. (C) Added that PG32 can appear in a group; Updated language to clarify grouping behavior (D) Updated the 'length/class' from 72X to 73X
20	June 27, 2017	(A) Introduction (B) PG05 (C) PG14 LPCO Unit of Measure (D) PG31 Unit of Measure (conveyance) (E) PG32 Commodity Routing Country Code	(A) Added sentence to last paragraph. (B) Updated description for 'Scientific Species Code' (C) Removed reference to Appendix PGA in description since there are no PGA-specific units of measure for this data element (D) Removed reference to Appendix PGA in description since there are no PGA-specific units of measure for this data element (E) Removed 'ISO' references
19	March 6, 2017	(A) PG01 Intended Use Description (B) PG60	(A) Updated text in the Description field to indicate this data element is NOT mandatory if 980.000 is provided as Intended Use Code. Also, removed edit that was enforcing this.



			<p>(B) Updated Note 1 to clarify the PG records that the qualifier codes are associated with. Only specific additional information qualifier codes are valid based on the designated parent record it appears immediately after.</p> <p>For qualifier code CIT, removed reference to CPSC. While this could be available to any PGA, at the moment, no agency is using it.</p>
18	January 23, 2017	<p>(A) PG01</p> <p>(B) Units of Measure data elements with references to ACE Appendix C in PG04, PG26, PG29, PG31</p>	<p>(A) For Disclaimer, added code E for US Fish and Wildlife. Updated Note 1.</p> <p>(B) HTS (tariff) Units of Measure that were listed in ACE Appendix C are now included as part of ACE Appendix B. (Appendix C document still exists in case it is referenced by other parts of ACE.) Shipping/Packaging Unit Codes and Tariff codes have been combined in Appendix B and are now called 'Units of Measure Codes. References to Appendix C in this document, have been removed. (This occurred in Unit of Measure data elements in PG04, PG26, PG29, and PG31.)</p> <p>Descriptions for the "Unit of Measure" data elements have been made generic.</p> <p>Please refer to PGA IGs for specific UOM guidance.</p>
17	November 28, 2016	<p>(A) PG00</p> <p>(B) Usage notes; PG00</p>	<p>(A) Updated record description to reflect usage at CBP header and line levels.</p> <p>(B) Updated this section to reflect CBP header and line level usage</p>
16	September 14, 2016	<p>(A) PG26</p> <p>(B) PG30</p>	<p>(A) Updated the description for Unit of Measure (packaging level) to clarify APHIS and FDA units of measure</p> <p>(B) Added code 'F' for FDA in 'inspection/laboratory testing status'</p>
15	August 17, 2016	<p>(A) PG14</p> <p>(B) PG29</p> <p>(C) Overall document</p>	<p>(A) Updated description for 'LPCO Unit of Measure' by adding 'Appendix B'</p> <p>(B) Added note 2 to "Unit of Measure (Individual Unit – net)" and "Unit of Measure (Individual Unit – gross)" to indicate allowed UOM codes for APHIS Lacey Act.</p> <p>(C) Removed 'draft' language from the footer and second page</p>
14	May 23, 2016	<p>(A) Partner Government Agency Correction Capability section</p> <p>(B) PG60</p> <p>(C) PGA Message Set Data Relationship Model</p>	<p>(A) Updated the text</p> <p>(B) Changed the status of 'Additional Information' from (C) to (M).</p> <p>(C) In third paragraph, updated second sentence and added a third sentence.</p>

13	April 15, 2016	<p>(A) Cover page (B) PG01</p> <p>(C) PG26</p> <p>(D) PG60</p>	<p>(A) Updated the year from 2015 to 2016 (B) Updated the Length/Class text of "Intended Use Description" from 22X to 21X. (NOTE: the actual field length change happened previously but the text itself did not get updated correctly to match, at that time.) Removed 'future use' from Correction Indicator. Updated definition to reflect expected usage. (C) Edited the introduction text to clarify the use of this record. In the second sentence, deleted the phrase, "per unique package size." Deleted the line, "When reporting a different package size of the same product, repeat this record using the method described above." (D) Changed the status of 'Additional Information qualifier code' from conditional (C) to mandatory (M)</p>
12	March 3, 2016	<p>(A) PG04</p> <p>(B) PG06</p> <p>(C) PG13</p> <p>(D) PG14</p> <p>(E) PG20</p> <p>(F) PG26</p> <p>(G) PG29</p>	<p>(A) Changed reference from ACS ABI CATAIR Appendix C to ACE ABI APPENDIX C for 'Unit of Measure (Constituent Element)' (B) Changed reference from ACS ABI CATAIR Appendix B to ACE ABI CATAIR Appendix B for 'Country Code' and 'Geographic Location – State or Province Location'; For 'Country Code' updated description to add XX as allowed code for Fish and Wildlife in cases where species country of origin is unknown. (C) Changed reference from ACS ABI CATAIR Appendix B to ACE ABI CATAIR Appendix B for ' Location (Country/State/Province) of Issuer of the LPCO' (D) Changed reference from ACS ABI CATAIR Appendix C to ACE ABI APPENDIX C for 'LPCO Unit of Measure' (E) Changed reference from ACS ABI CATAIR Appendix B to ACE ABI CATAIR Appendix B for 'Entity State/Province' and 'Entity Country' (F) Changed reference from ACS ABI CATAIR Appendix B to ACE ABI CATAIR Appendix B for 'Unit of Measure (Packaging Level)' and 'Packaging Method'; Also changed reference from ACS ABI CATAIR Appendix C to ACE ABI APPENDIX C for 'Unit of Measure (Packaging Level)' (G) Changed reference from ACS ABI CATAIR Appendix C to ACE ABI APPENDIX C for 'Unit of Measure (PGA line - net), 'Unit of Measure (PGA line – gross)', 'Unit of Measure</p>



		<p>(H) PG31</p> <p>(I) PG32</p> <p>(J) PG34</p> <p>(K) PG60</p> <p>(L) PGA Message Set Data Relationship Model</p> <p>(M) Usage notes</p>	<p>(Individual Unit – net)', and 'Unit of Measure (Individual Unit – gross)'. (H) Changed reference from ACS ABI CATAIR Appendix C to ACE ABI APPENDIX C for 'Unit of Measure (conveyance)'. (I) Changed reference from ACS ABI CATAIR Appendix B to ACE ABI CATAIR Appendix B for 'Commodity Routing Country Code' (J) Changed reference from ACS ABI CATAIR Appendix B to ACE ABI CATAIR Appendix B for 'Travel Document Nationality' (K) Added two codes: 'TBN' for Trade name/brand name overflow; 'ECI' for entity city overflow; Updated header to indicate this record can appear after the PG07 (L) Updated to allow the PG60 to appear after the PG07 (M) Updated language for clarity, to PG60 Additional Reference Information</p>
11	January 20, 2016	<p>(A) PG01</p> <p>(B) PGA Message Set Data Relationship Model</p>	<p>(A) Added new data element, "Correction Indicator" and noted it is Future use; Reduced the position by one, associated to 'Intended Use Description' (from 58-79 to 58-78); Renumbered the record accordingly; NOTE: List of associated values is TBD. (B) Updated the schema to remove incorrect wording associated with the PG60 record</p>
10	December 21, 2015	<p>(A) Overall CATAIR spec</p> <p>(B) Introduction</p> <p>(C) PG01</p> <p>(D) PG17</p> <p>(E) PG20</p> <p>(F) PG21</p>	<p>(A) Added new PGA Record, PG60; updated the relationship diagram to reflect the new record Removed references that indicated FDA codes are currently under review and subject to change since they are addressed in FDA's IG. (B) Updated language in the third paragraph to reflect that PGA line numbering should reset with a change to Agency code. (C) Updated definition for Electronic Image Submitted and created a code list in the Appendix PGA. Currently 'y' still is the only code accepted. However, future enhancements may require additional codes be available so this is setting up for that possibility. (D) Updated the description for "Live Venomous Wildlife Code" to allow for 'N' (no) (E) Added text to Entity State/Province to indicate that the codes requested here for PGAs may be different than the</p>



		<p>(G) PG26</p> <p>(H) PG28</p> <p>(I) PG30</p> <p>(J) PGA Message Set Usage Notes</p>	<p>codes CBP uses for its purposes (e.g., the Canadian province codes)</p> <p>(F) Updated "individual name" description to remove reference to using the PG24 for overflow. The PG60 will be used for overflow.</p> <p>(G) Updated description for Unit of Measure (packaging level) to clarify what FDA and APHIS need.</p> <p>(H) Changed length for 'Package Tracking Number' from 3AN to 4AN and renumbered accordingly. Updated definition for "Package Tracking Number Code"</p> <p>(I) Updated description for 'Requested or scheduled Time of Inspection' to reflect valid times</p> <p>(J) Added a section related to using the new PG60 record</p>
9	August 26, 2015	<p>(A) PG04</p> <p>(B) PG06</p> <p>(C) PG26</p>	<p>(A) Removed APHIS-VS reference in description for "Name of the Constituent Element"</p> <p>(B) Removed 'non-lacey Act' reference in description for "Source Type Code"</p> <p>(C) Updated description of 'Unit of Measure (packaging level)' to include APHIS Core</p>
8	August 13, 2015	<p>(A) PG04</p> <p>(B) PG06</p> <p>(C) PG26</p>	<p>(A) Removed APHIS-VS reference in description for "Name of the Constituent Element"; Removed 'non-Lacey Act' reference in description for "Unit of Measure (Constituent Element)";</p> <p>(B) Removed 'non-lacey Act' reference in description for "Source Type Code"</p> <p>(C) Updated introduction text (changed 4th sentence to read "the second record is used to describe the contents of the next smallest container"); Changed description of 'Packaging Qualifier' to reflect that when reporting a single level, report that as level 1 (not 6).</p>
7	June 18, 2015	(A) PG01, Note 1	(A) Updated the note about disclaimer
6	May 2, 2015	<p>(A) Introduction</p> <p>(B) PG02</p> <p>(C) PG21</p> <p>(D) PG23</p>	<p>(A) Changed text to read from 'entry line' to 'tariff line' in third paragraph</p> <p>(B) Updated PG02 introduction text to remove "Y" in the first paragraph related to disclaimer. Added note in third paragraph related to PG02P</p> <p>(C) Deleted incorrect letter in the 'length/class' for the Telephone Number data element</p>



		<p>(E) PG29</p> <p>(F) PG30</p> <p>(G) Usage notes, section b</p> <p>(H) Usage notes, section c</p> <p>(I) Usage notes, section d, PG02 Grouping contents</p>	<p>(D) Removed Notes 1 and 2 related to FDA BTA (prior notice). Refer to FDAs supplemental guidance document for specific Prior Notice filing instructions.</p> <p>(E) Added 'note' for data elements in positions 35-37 and 50-52</p> <p>(F) Updated header text, and code "A" for data element in position 5, to reflect additional agencies use of anticipated arrival information</p> <p>(G) Updated the schema diagram to reflect new records allowed in a group</p> <p>(H) Updated text in PG01 and PG02 to remove "Y" related to disclaimer.</p> <p>(I) Added 22 and 31 to the list of records that can appear in a group</p>
5	March 25, 2015	<p>(A) OI</p> <p>(B) PG01</p> <p>(C) PG30</p> <p>(D) PG00 section</p> <p>(E) PG21</p>	<p>(A) Revised the description to not imply that a detailed description is required.</p> <p>(B) Updated the description for the Disclaimer data element to reflect new functionality of accepting codes (rather than a 'y' or blank) Added a Note 1.</p> <p>(C) For "Inspection/Laboratory Testing Status", updated definition for code "A"</p> <p>(D) Updated the language to reflect functionality</p> <p>(E) Changed telephone length/class from AN to X</p>
4	December 4, 2014	<p>(A) Introduction</p> <p>(B) PG01</p> <p>(C) PG05</p> <p>(D) PG21</p>	<p>(A) Updated first paragraph in anticipation of the PGA message set being used in an FDA stand-alone transaction. Updated third paragraph to clarify PGA line numbering.</p> <p>(B) Updated description for Electronic Image Submitted to indicate images "will" be submitted.</p> <p>(C) Corrected the URL in note 1</p> <p>(D) Changed Length/Class of Telephone Number from N to AN</p>
3	July 24, 2014	<p>(A) Usage Notes; data reporting</p> <p>(B) Usage Notes; data relationship model</p> <p>(C) PG04 Percent of Constituent Element</p> <p>(D) PG05 intro</p> <p>(E) Partner Government Agency Correction Capability</p>	<p>(A) Updated 'PG02 Grouping contents' to reflect general system programming. Previous version reflected specific PGA content.</p> <p>(B) Added a note about record proximity.</p> <p>(C) Added "Note 2" for Lacey Act reporting.</p> <p>(D) Switched order of sentences in PG05 intro text to clarify Lacey Act requirements.</p> <p>(E) Updated Correction Capability section.</p>



2	January 27, 2014	<p>(A) PG02 Record</p> <p>(B) PG31 Record</p> <p>(C) PGA Message Set – Usage Notes – Section ‘c’ (Data rules and record relationships in the PGA Message Set); Section ‘d’ (Data Reporting)</p> <p>(D) Introduction and OI record</p> <p>(E) PG01 record</p> <p>(F) PG50 and PG51 records</p> <p>(G) PG00 record</p> <p>(H) PG55 record</p> <p>(I) Data relationship diagram</p> <p>(J)PG30 record</p>	<p>(A) Updated first paragraph of header text to clarify when a PG02 is required.</p> <p>(B) Changed length/class of “Harvested Commodity Net Weight” from AN to N</p> <p>(C) Updated the language to clarify OI, PG01, PG02 submission requirements, and General Order of records. Updated the usage of the Grouping Indicator. Added PG00 Substitution Grouping section</p> <p>(D) Updated the text to clarify the OI requirements</p> <p>(E) Updated the Intended Use code in the Intended Use Description</p> <p>(F) Removed the ‘grouping indicator’ data element since it is the presence of the records themselves that indicate the beginning and ending of a group. Renumbered the positions accordingly.</p> <p>(G) Added PG00 record</p> <p>(H) Changed the record to be optional</p> <p>(I) Updated the data relationship diagram</p> <p>(J) Updated the length of “inspection or arrival location code” from 3AN to 4AN. Renumbered the positions accordingly.</p>
1	August 7, 2013	<p>(A) overall document</p> <p>(B) PG01 Record</p>	<p>(A) Incorporated document called “PGA Message Set Relationship Guideline” into this document Added Table of Contents Added Table of Changes Changed reference from Appendix Q (Government Agency Codes) to Appendix V Government Agency Codes for ACE.</p> <p>(B) Added ‘Government Agency Processing Code’.</p>



A filer who transmits data or information through any electronic means to CBP certifies, by the act of transmitting such data or information, that the data or information transmitted is true and correct to the best of the filer's his knowledge and belief. The filer also declares that all statements in an electronically transmitted entry, entry summary, invoice, claim, other filing, and all other information or data filed with the entry are true and correct to the best of the filer's knowledge and belief, and that the filer will produce at once any data or information showing that the statements are not true and correct.

Introduction

This PGA Message set chapter is designed to convey the general Partner Government Agency (PGA) data needed to satisfy PGA reporting requirements. This data set will be used as the single record layout for all input from the trade for PGA data and will replace the Other Government Agency (OGA) data sets such as the FD, DT, and FC records. This set is intended to be submitted as part of another transmission such as an ACE Entry Summary Certified for Release or a Simplified Entry. At a minimum, if there is a PGA filing requirement for an HTS entry line, there would be one instance of the PGA Message set records submitted.

When there is an HTS commodity change, a new Record Identifier OI and PGA line number should be transmitted. (Please note that only one OI record is allowed per HTS code. Specific PGA guidance should indicate where descriptive text about the commodity can be provided within the PGA Message Set, if needed.)

Within a tariff line, the PG01 PGA Line Number starts at 001 for a given Agency Code, and increments by one for every new appearance of a PG01 for that same Agency Code. A new PG01 block (i.e., set of records PG01 to PG60, as appropriate) should be transmitted, and the line number should restart at 001 when the Agency code changes.

If a commodity is covered by more than one PGA and the data required for each agency is different, a filer is expected to submit a new set of records for each additional agency. If the same data is required for multiple agencies, the data can be submitted once using multiple PG01s. (Please refer to the Usage Notes section of this document for details.)

In terms of an AE (Entry Summary), there will be a 50 record followed by the PGA Record set. For the SE (Simplified Entry) there will be a 60 record followed by the PGA Record set.

In general, the following guidance is provided for reporting data using this PGA Message Set. Many data elements are marked as conditional since not all PGAs require all data elements or records. In addition, not all codes may be valid for all PGAs in a given situation. Please refer to PGA-specific guidance for their data reporting requirements.



General Rules for Data Submission

Unused fields, which are defined as numeric, should not be zero-filled. These fields should be space filled or data errors may result.

Data should not be placed in fields defined as filler. If data is present in filler fields, an error message may be system generated.

Transmit ONLY uppercase alphabetic characters A through Z. While some applications may not return specific error messages when detecting lower-case letters, CBP cannot guarantee the consistency of processing results for data transmitted in lower case.

Data Elements

The data element length/class descriptors are defined as:

Code Description

- A** The data element is alphabetic only (uppercase ONLY).
- AN** The data element is alphanumeric only (uppercase ONLY, for characters A through Z).
- N** The data element is numeric only.
- X** The data element is alphanumeric or special characters (uppercase ONLY for characters A through Z).

All data elements are in fixed-length format. If all positions are not filled, the formatting rules are:

Code Description

- A** Left justify and Space fill.
- AN** Left justify and Space fill.
- N** Right justify and zero-fill.
- X** Left justify and Space fill.

Note: If there is no data to insert in a field, Space fill.

Status codes are important to ensure that appropriate data is transmitted. Codes must be used where indicated or errors will occur.

Code Description

- M** Mandatory data element - must always be present.
- O** Optional data element - generate data if available.
- C** Conditional data element - data is provided if the conditions warrant.



Partner Government Agency Correction Capability

To make changes or updates to PGA data, please refer to the relevant transaction specifications for guidance.



PGA Message Set INPUT Record Layouts

Record Identifier OI (Input)

This is a mandatory Partner Government Agency line item description input record that provides the description of the item. This record precedes the Record Identifiers for the PGA Message set. The OI record is a generic description record. Only one OI record is allowed per HTS code.

<i>Record Identifier OI (Input)</i>					
Data Element	Length/ Class	Position	Status	Description	Note
Control Identifier	2A	1-2	M	Must always equal OI.	
Filler	8AN	3-10	M	Space fill.	
Commercial Description	70X	11-80	M	A clear description of the commercial line item in English. Provide the description according to other agency instructions.	



Record Identifier PG01 (Input)

This is a mandatory PGA input record that provides data pertaining to the PGA Line Number, Agency Code, Globally Unique Product Identification Code, Intended Use Code, Intended Use Description, and Disclaimer.

Record Identifier PG01 (Input)					
Data Element	Length/ Class	Position	Status	Description	Note
Control Identifier	2A	1-2	M	Must always equal PG.	
Record Type	2N	3-4	M	Must always be 01.	
PGA Line Number	3N	5-7	M	Number required by PGAs beginning with 001 within a CBP line and sequentially incremented on subsequent PG01 records, if applicable.	
Government Agency Code	3AN	8-10	M	Code that identifies the PGA. Refer to Appendix V Government Agency Codes for ACE, for valid codes.	
Government Agency Program Code	3X	11-13	M	Code indicating an agency's program for which the PGA data set is related. For example, a code might indicate the data is for EPA's Vehicles and Engines reporting requirements. Refer to Appendix PGA for valid codes.	
Government Agency Processing Code	3AN	14-16	C	Code indicating the specific PGA processing requirements for which the data set is related. For example, EPA's Vehicles and Engines may have a processing code for Off Road vehicles. Refer to Appendix PGA for valid codes.	
Electronic Image Submitted	1A	17	C	Refer to Appendix PGA for valid codes.	
Confidential Information Indicator	1A	18	C	A code of Y (Yes) indicating information should be treated as confidential, per the agency's regulations. No other code is accepted.	



Record Identifier PG01 (Input)					
Data Element	Length/ Class	Position	Status	Description	Note
Globally Unique Product Identification Code Qualifier	4AN	19-22	C	Code indicating the type of globally unique number used to identify the commercial product or commodity, i.e., Global Trade Item Number (GTIN) or Universal Product Code (UPC). Use the PG02 record to provide a non-globally unique product identity number such as a Stock Keeping Unit (SKU) number. Use the PG07 and PG08 to provide numbers that identify items by such things as serial numbers or vehicle identification numbers. Valid codes are listed in Appendix PGA of this publication.	
Globally Unique Product Identification Code	19X	23-41	C	The number used to uniquely identify the commercial product or commodity in the global supply chain, i.e., the GTIN or UPC Code number.	
Intended Use Code	16X	42-57	C	The code indicating the intended use base code of the product followed by the intended use subcode. Refer to Appendix R Intended Use Codes for ACE for valid codes.	
Intended Use Description	21X	58-78	C	If “For Other Use” (980.000) code is used, then a free text description of the intended can be provided.	
Correction Indicator	1X	79	C	Indicator allowing trade to identify the expected action to be taken on the corrected data. Please refer to Appendix PGA for allowed list of values and their meaning. Refer to the PGA Data Corrections spec for usage guidance.	



Record Identifier PG01 (Input)					
Data Element	Length/ Class	Position	Status	Description	Note
Disclaimer	1A	80	C	<p>A code indicating the reason data is not being provided. Valid codes are:</p> <p>A = product is not regulated by this agency B = data is not required per agency guidance C = data filed through other agency means D = data filed through paper E = product does not contain fish or wildlife, including live, dead, parts or products thereof, except as specifically exempted from declaration requirements under 50 CFR Part 14. May only be used for FWS. F = product is manufactured in any state of the US, the District of Columbia, or Puerto Rico and sourced directly to the warehouse without ever leaving the US. May only be used for FDA on Entry Type 21. G = weight of plant material in the individual product unit is no more than 5 percent of the total weight of the individual product unit, and the total weight of the plant material in an entry of products in the same 10-digit provision of the Harmonized Tariff Schedule does not exceed 2.9 kilograms. May only be used for APHIS Lacey.</p>	1



Note 1

Codes A, B, C, D, E, F and G are generally NOT allowed if the HTS tariff is flagged as 'Must Be' provided. However, some agencies may have exceptions to this, and allow these codes in certain situations. See specific agency guidance for further information on disclaim code use.

Code E is only for U.S. Fish and Wildlife Service.

Code F is only for the Food and Drug Administration, on Entry Type 21.

Code G is only for USDA APHIS Lacey.



Record Identifier PG02 (Input)

This conditional PGA input record is used to indicate whether or not the information being provided relates to a product or a component of a product. If a disclaimer is provided in the PG01 record, then only the OI and PG01 records are required to be submitted. (NOTE: Some PGAs may require additional data.) Otherwise, a PG02 is required. Please refer to the “PGA Message Set - Usage Notes” section of this document, as well as PGA-specific guidance for details of data submission requirements.

This record can also be used to provide non-globally unique product numbers such as a Stock Keeping Unit (SKU) number, a CAS number, or an FDA product code for a single PGA line number. The code(s) must be related, or subordinate, to the PG01 record.

Whenever this record is used, a ‘P’ or a ‘C’ in position 5 of this record must be reported to indicate that the data provided is at the product or component level. If only reporting data at the product level (and not reporting any component level data) a PG02 with a ‘P’ (product) designation is required. (NOTE: There can only be one PG02 ‘P’ associated with a PGA line number. However, there can be multiple components associated with that product indicator.)

A single product code number may be used in addition to, or in the absence of, a globally unique number from the PG01. Use of multiple Product Code numbers of the same qualifier at the product level will cause a PGA line change. For example, if an HTS classification is for auto parts and the filer wants to submit multiple SKU’s for different parts, a new PGA line number (i.e., a new PG Message Set) would be required for each part submitted. However, multiple Product Code numbers of the same qualifier can be used at the component level without causing a PGA line change.

When multiple Product Code numbers with different qualifiers are used to further describe a single product, a single PG02 record can be used. For example, if the filer submits a SKU number and an FDA Product Code regarding a single product, a single PG02 record would be used.

When providing multiple Product Code numbers of the same qualifier (e.g., CAS numbers) which are components of a product, indicate a ‘C’ in position 5 of this record. This could be followed by a PG04 (and/or other records as necessary) related to that component. This combination can be repeated (with the C selected in the PG02) as often as necessary. Each component requires a separate PG02 record.



Record Identifier PG02 (Input)					
Data Element	Length/ Class	Position	Status	Description	Note
Control Identifier	2A	1-2	M	Must always equal PG.	
Record Type	2N	3-4	M	Must always be 02.	
Item Type	1A	5	M	Identifies whether the information provided is for a product or a component. P = Product C = Component If ONLY reporting data at the product ('P') level (and not reporting any component level data), a PG02 with item type 'P' is required.	
Product Code Qualifier	4AN	6-9	C	A code indicating the type of product number used to characterize the product or component. Valid codes are listed in Appendix PGA of this publication.	1
Product Code Number	19X	10-28	C	Number that characterizes the commercial product or component.	
Product Code Qualifier	4AN	29-32	C	A code indicating the type of product number used to characterize the product or component. Valid codes are listed in Appendix PGA of this publication.	1
Product Code Number	19X	33-51	C	Number that characterizes the commercial product or component.	
Product Code Qualifier	4AN	52-55	C	A code indicating the type of product number used to characterize the product or component. Valid codes are listed in Appendix PGA of this publication.	1
Product Code Number	19X	56-74	C	Number that characterizes the commercial product or component.	
Filler	6X	75-80	M	Space fill	

Note 1

Use the PG01 record to provide globally unique product identification numbers such as GTIN and UPC. Use PG07 and PG08 to provide numbers that identify a single item such as a serial number or a vehicle identification number.



Record Identifier PG04 (Input)

This is a conditional PGA input record that provides data pertaining to Constituent Active Ingredient Qualifier, Name of the Constituent Element, Quantity of Constituent Element, Unit of Measure, and Percent of Constituent Element. This record can be repeated.

Record Identifier PG04 (Input)					
Data Element	Length/ Class	Position	Status	Description	Note
Control Identifier	2A	1-2	M	Must always equal PG.	
Record Type	2N	3-4	M	Must always be 04.	
Constituent Active Ingredient Qualifier	1A	5	C	Active ingredient = "Y" if yes, blank if no.	
Name of the Constituent Element	51X	6-56	C	The specific name of the ingredient or product/component of an ingredient.	
Quantity of Constituent Element	12N	57-68	C	The specific quantity of the identified element contained in the product/component. For example, quantity of plant material. Two decimal places are implied.	
Unit of Measure (Constituent Element)	5AN	69-73	C	Valid Units of Measure can be found in Appendix PGA and ACE Appendix B. Please refer to individual PGA Implementation Guides for proper usage.	
Percent of Constituent Element	7N	74-80	C	The percent of the ingredient in the product/component. Examples: percent of plant material, percent of asbestos, percent of milk fat, percent of the recycled material. Four decimal places are implied.	1, 2

Note 1

Examples of Percentages:

1000000	=	100%
0990000	=	99%
0090000	=	9%
0009000	=	.9%
0000900	=	.09%
0000090	=	.009%



0000009 = .0009%

Note 2

For Lacey Act, this element is only for reporting the percent of recycled material. This is not a replacement of the quantity.



Record Identifier PG05 (Input)

This is a conditional PGA input record that provides data pertaining to Scientific Genus Names, Scientific Species, Scientific Sub Species Name, Scientific Species Code, and FWS Description Code. This record may be used in conjunction with the PG06 to describe the relationship between the genus/species and country of origin, as necessary.

For some agencies, a common name for the product/component may be provided if the scientific name is unknown. This should be provided using the PG17.

For the Lacey Act, the filer must submit a corresponding genus/species (PG05/PG06) for each Country of Harvest. APHIS does not allow common name for Lacey Act declarations.

Record Identifier PG05 (Input)					
Data Element	Length/ Class	Position	Status	Description	Note
Control Identifier	2A	1-2	M	Must always equal PG.	
Record Type	2N	3-4	M	Must always be 05.	
Scientific Genus Name	22X	5-26	C	Scientific Genus Name of the merchandise being entered.	1
Scientific Species Name	22X	27-48	C	Scientific Species Name of the merchandise being entered.	1
Scientific Sub Species Name	18X	49-66	C	Scientific Sub Species Name of the merchandise being entered.	
Scientific Species Code	7AN	67-73	C	This includes Fish and Wildlife Service (FWS) Wildlife Category Codes. See Appendix PGA for valid codes.	
FWS Description Code	7AN	74-80	C	FWS Description Codes assigned by FWS. See Appendix PGA (FWS Description Codes) of this publication for valid codes.	

Note 1

For the Lacey Act, APHIS has compiled a chart of Special Use Designations (SUDs) to address some exceptions. Instructions governing the use of these Designations can be found here:

http://www.aphis.usda.gov/plant_health/lacey_act/downloads/lacey-act-SUD.pdf



Record Identifier PG06 (Input)

This is a conditional PGA input record that provides data pertaining to Source Type (Origin) other than the CBP Country of Origin, in addition to Processing dates, Processing Type and Processing Description. This record may be used in conjunction with the PG05 to describe the relationship between the genus/species and country of origin, as necessary.

For the Lacey Act, the filer must submit a corresponding genus/species (PG05/PG06) for each Country of Harvest.

<i>Record Identifier PG06 (Input)</i>					
Data Element	Length/ Class	Position	Status	Description	Note
Control Identifier	2A	1-2	M	Must always equal PG.	
Record Type	2N	3-4	M	Must always be 06.	
Source Type Code	3AN	5-7	M	This code identifies what role the country had regarding a product, for example, harvested, grown, produced, processed, sold, or the source. For Lacey Act, use the code HRV = Harvested. Otherwise, see Appendix PGA (Source Type Code) of this publication for valid codes.	
Country Code	2X	8-9	C	A two-letter code that identifies where the harvest, growth, production, processing sale, or catch took place or raw material came from. Valid International Organization for Standardization (ISO) Country and Currency Code codes are in Appendix B in the ACE ABI CATAIR. For Lacey Act, if the list of possible countries of harvest is 5 or more, enter XZ in lieu of the ISO Code. For shipments of wildlife (sea turtles, fish, etc.) that are landed (introduced) in the US after harvest on the high seas, enter ZZ.	1



Record Identifier PG06 (Input)					
Data Element	Length/ Class	Position	Status	Description	Note
Geographic Location	20X	10-29	C	The state, province, or geographical location (example, North Atlantic Sea) where the harvest, growth, production, sale, or catch took place, or the source. For ocean geographic area location, see Appendix PGA of this publication for valid codes. For State or Province location, enter the appropriate code from Appendix B in the ACE ABI CATAIR. Otherwise, enter the location.	
Processing Start Date	8N	30-37	C	The date when the processing for the product started. This includes the harvesting vessel trip begin date. A numeric date in MMDDCCYY (month, day, century, year) format.	
Processing End Date	8N	38-45	C	The date when the processing for the product ended. This includes the harvesting vessel trip end date. A numeric date in MMDDCCYY (month, day, century, year) format.	
Processing Type Code	5AN	46-50	C	The code identifying the method of processing used to make the product. This includes the harvesting vessel's fishing gear. See Appendix PGA (Processing Type Codes) of this publication for valid codes	
Processing Description	30X	51-80	C	Text describing the processing methods. Mandatory if "Processing Type Code 017 - Other" is used	

Note 1

For the Lacey Act, Country of Harvest means the Country in which the plant was taken, harvested, cut, logged or removed. This is NOT necessarily the Country of Origin or manufacture.



Record Identifier PG07 (Input)

This is a conditional PGA input record that provides data pertaining to Trade or Brand Name, Model, Manufacture Year, Item Identity Number Qualifier and Item Identity Numbers. This record may be used to set up the schema for multiple commodity identifiers, which are in the PG08.

Record Identifier PG07 (Input)					
Data Element	Length/ Class	Position	Status	Description	Note
Control Identifier	2A	1-2	M	Must always equal PG.	
Record Type	2N	3-4	M	Must always be 07.	
Trade Name/Brand Name	35X	5-39	C	The make of the product (or component) by manufacturer or distributor from the label or invoice.	
Model	15X	40-54	C	Code or name of the product (or component).	
Manufacture Month and Year	6N	55-60	C	The month and year the product (or component) was manufactured. The format is MMCCYY (month, century, year). For entering the century and year only, use positions 57-60. Positions 55-56 should be zero filled.	
Item Identity Number Qualifier	3AN	61-63	C	The qualifier indicates the type of number that is used to identify the item, e.g., VIN number, serial number, or engine number. Valid codes are listed in Appendix PGA of this publication.	
Item Identity Number	17X	64-80	C	The unique identity for the item.	



Record Identifier PG08 (Input)

This is a conditional PGA input record that is used to report multiple item identity numbers such as vehicle identification numbers (VIN) or serial numbers related to the manufacturer name and/or model of the item. This record must be used in conjunction with the PG07. This record may be repeated. All Identity Numbers must be of the type designated by the Item Identity Number Qualifier on the PG07.

Record Identifier PG08 (Input)					
Data Element	Length/ Class	Position	Status	Description	Note
Control Identifier	2A	1-2	M	Must always equal PG.	
Record Type	2N	3-4	M	Must always be 08.	
Item Identity Number	17X	5-21	C	The unique identity for the item	
Item Identity Number	17X	22-38	C	The unique identity for the item	
Item Identity Number	17X	39-55	C	The unique identity for the item	
Item Identity Number	17X	56-72	C	The unique identity for the item	
Filler	8X	73-80	M	Space fill.	



Record Identifier PG10 (Input)

This is a conditional PGA input record that allows for reporting codes that provide additional characteristics of a product or component, not reported elsewhere in the PG Message Set. For example, this record can be used to provide the model year of an automobile, which can be different from the year of manufacture provided in the PG07. This record can be repeated if there are more qualifiers or categories.

Record Identifier PG10 (Input)					
Data Element	Length/ Class	Position	Status	Description	Note
Control Identifier	2A	1-2	M	Must always equal PG.	
Record Type	2N	3-4	M	Must always be 10.	
Category Type Code	6AN	5-10	C	Code to describe the reported item category. See Appendix PGA (Category Type Code) of this publication for valid codes.	
Category Code	5AN	11-15	C	Code that further describes the reported item. See Appendix PGA (Category Code) of this publication for valid codes.	
Commodity Qualifier Code	4X	16-19	C	A code indicating the type of essential or distinctive attribute or quality of an item. See Appendix PGA (Commodity Qualifier Code) of this publication for valid codes.	
Commodity Characteristic Qualifier	4AN	20-23	C	This code specifies the type of characteristic for the item, for example, qualifier can be for color, gender, or age, etc. See Appendix PGA (Commodity Characteristic Qualifier) of this publication for valid codes.	
Commodity Characteristic Description	57X	24-80	C	Free form description of the item, either to supplement the above data elements or in place of the above.	



Record Identifier PG13 (Input)

This is a conditional PGA input record that provides data pertaining to Licenses, Permits, Certificates or Other (LPCO). The data elements included in this record are Issuer and location of issuer of the LPCO. There may be more than one LPCO required for each PGA per product. If using this record, a PG14 is mandatory. This record is repeatable in combination with the PG14.

Record Identifier PG13 (Input)					
Data Element	Length/Class	Position	Status	Description	Note
Control Identifier	2A	1-2	M	Must always equal PG.	
Record Type	2N	3-4	M	Must always be 13.	
Issuer of LPCO	35X	5-39	C	Identifies the entity that issued the LPCO	
LPCO Issuer - Government Geographic Code Qualifier	3A	40-42	C	The code relating to the location of the issuer of the LPCO. Select one: Canadian Province = PR Country Code = ISO European Union = EU Mexican State = MS US State = US	
Location (Country/State/Province) of Issuer of the LPCO	3A	43-45	C	Identifies the location of the issuer of the LPCO (ex: the US, Mexico or Canadian Province/State code or Foreign Country Code). Enter the appropriate code from Appendix B in the ACE ABI CATAIR.	
Regional description of location of Agency Issuing the LPCO	25X	46-70	C	Free form regional description of the location within a country, of the agency issuing the LPCO.	
Filler	10X	71-80	M	Space fill	



Record Identifier PG14 (Input)

This is a conditional PGA input record (mandatory if the PG13 is sent) that provides data pertaining to Licenses, Permits, Certificates or Other (LPCO) issued by PGA and other government entities. The data elements included in this record are LPCO Type, LPCO Number, and LPCO Quantity. There may be more than one LPCO required for each PGA per product. This record may be repeated.

Record Identifier PG14 (Input)					
Data Element	Length/ Class	Position	Status	Description	Note
Control Identifier	2A	1-2	M	Must always equal PG.	
Record Type	2N	3-4	M	Must always be 14.	
LPCO Transaction Type	1N	5	C	Identifies the transaction type. 1 = single use 2 = continuous 3 = general	
LPCO Type	3AN	6-8	C	Identifies the type of license, permit, certificate or other. See Appendix PGA (LPCO Type Code) of this publication for valid codes.	
LPCO Number (or Name)	33X	9-41	C	Identifies the number assigned to the LPCO. This is also used to record prior notification numbers issued by FDA as well as the E-DECS numbers issued by Fish & Wildlife Service. The name of the LPCO issued by a foreign entity can also be reported.	
LPCO Date Qualifier	1N	42	C	Valid dates are: 1 = Expiration Date 2 = Effective Date 3 = Date Issued or Signed 4 = Date Application Received	
LPCO Date	8N	43-50	C	Identifies the date of the LPCO in MMDDCCYY (month, day, century, year) format.	
LPCO Quantity	16N	51-66	C	Identifies the quantity from the LPCO. Four decimal places are implied.	
LPCO Unit of Measure	5AN	67-71	C	Valid Units of Measure can be found in ACE Appendix B. Please refer to individual PGA Implementation Guides for proper usage.	
Exemption Code	9X	72-80	C	Indicates the reason for exemption from LPCO. See Appendix PGA of this publication for valid codes.	



Record Identifier PG17 (Input)

This is a conditional PGA input record that provides data pertaining to the specific and general common name. This record may be repeated.

Record Identifier PG17 (Input)					
Data Element	Length/ Class	Position	Status	Description	Note
Control Identifier	2A	1-2	M	Must always equal PG.	
Record Type	2N	3-4	M	Must always be 17.	
Common Name (Specific)	30X	5-34	C	The specific portion of the common name of the item being imported.	
Common Name (General)	30X	35-64	C	The general portion of the common name of the item being imported.	
Live Venomous Wildlife Code	1A	65	C	Code of “Y” (Yes) or “N” (No) indicating whether or not the shipment of live wildlife contains venomous species.	
Cartons Containing Wildlife	5N	66-70	C	Indicate the quantity of cartons in the entire shipment containing wildlife.	
Filler	10X	71-80	M	Space fill	

Record Identifier PG18 (input)

This is a conditional PGA record (mandatory if the cargo is hazardous) that provides data pertaining to UN Dangerous Goods Codes, Hazardous Class Code, EPA Hazardous Waste Code, and Hazardous Material Description. This record is repeatable if more than one of the same hazardous codes are needed.

<i>Record Identifier PG18 (Input)</i>					
Data Element	Length/ Class	Position	Status	Description	Note
Control Identifier	2A	1-2	M	Must always equal PG.	
Record Type	2N	3-4	M	Must always be 18.	
UN Dangerous Goods Code	10AN	5-14	C	The UN code used to identify dangerous material.	1
Hazardous Class Code	4X	15-18	C	The hazard class or division code of the dangerous material.	1
EPA Hazardous Waste Code	4AN	19-22	C	The code EPA has assigned to hazardous waste.	2
Hazardous Material Description	50X	23-72	C	Free form text describing the hazardous material.	
Packaging Group Code	1N	73	C	Hazardous Group 1=great danger 2=medium danger 3=minor danger	
Filler	7X	74-80	M	Space fill	

Note 1

When reporting hazardous material, use the appropriate UNDG or Hazardous Class code, per PGA instructions.

The United Nations Dangerous Goods (UNDG) Dangerous Goods List can be found at the following URL, in Part 3: http://www.unece.org/trans/danger/publi/unrec/rev14/14files_e.html

The Hazardous Materials Table can be found in CFR Title 49, Part 172.101.

Note 2

EPA Hazardous Waste Codes can be found at the following URL:

<http://www.epa.gov/oecaerth/international/importexport.html>



Record Identifier PG19 (Input)

This is a conditional PGA input record that provides data pertaining to Entity Role, Entity Identification, Entity Name, and Entity Address 1. This record is used to identify the entities and facilities (foreign & domestic) associated to this shipment. This record can be repeated if there are multiple entities.

<i>Record Identifier PG19 (Input)</i>					
Data Element	Length/ Class	Position	Status	Description	Note
Control Identifier	2A	1-2	M	Must always equal PG.	
Record Type	2N	3-4	M	Must always be 19.	
Entity Role Code	3AN	5-7	M	Identifies the role of the entity. For Example: Grower, producer, manufacturer, I-House, etc. If providing FDA actual manufacturer number, the FDA manufacturer is a site-specific location where the product is manufactured, produced, or grown. See Cargo Security Messaging System CSMS message 00-0824 for further information. For Prior Notice the site-specific manufacturer must be provided for processing products. The grower, when known, must be provided for unprocessed food. The consolidator should be provided when the grower is not known. If the CBP entry level ultimate consignee is foreign based, the FDA Consignee must be provided. See Appendix PGA (Entity Role Code) of this publication for valid codes.	
Entity Identification Code	3AN	8-10	C	Identifies the code being used to describe the entity, for example: DUNS, IRS number, FDA Facility Code, Manufacturer ID. If providing a CBP-assigned number for a location, a FIRMS code must be given in the “entity number” field below. See Appendix PGA (Entity Identification Code) of this publication for valid codes.	
Entity Number	15X	11-25	C	Identifier for the Entity.	
Entity Name	32X	26-57	C	Name of the Entity if no DUNS, FIRMS, or Facility identifications exist.	
Entity Address 1	23X	58-80	C	Address Line 1 for the Entity.	





Record Identifier PG20 (Input)

This is a conditional PGA input record that provides additional data pertaining to Entity identification such as Entity Address line 2, Apartment/Suite, City, State, and Zip/Postal Code. This record is used with the PG19 and may be repeated if PG19 is repeated.

Record Identifier PG20 (Input)					
Data Element	Length/ Class	Position	Status	Description	Note
Control Identifier	2A	1-2	M	Must always equal PG.	
Record Type	2N	3-4	M	Must always be 20.	
Entity Address 2	32X	5-36	C	Address Line 2 for the Entity.	
Entity Apartment Number/Suite Number	5X	37-41	C	Apartment/Suite number of the entity.	
Entity City	21X	42-62	C	City of the entity.	
Entity State/Province	3AN	63-65	C	State/Province of the entity. See Appendix B in the ACE ABI CATAIR for valid codes. This code may be different from that required for CBP purposes.	
Entity Country	2A	66-67	C	ISO Country Code. See Appendix B in the ACE ABI CATAIR for valid codes.	
Entity Zip/Postal Code	9X	68-76	C	Zip/Postal Code of the entity.	
Filler	4X	77-80	M	Space fill	

Record Identifier PG21 (Input)

This is a conditional PGA input record that provides data about an Individual and may also be related to an entity (the party) in the PG19 or PG22 record, or an inspection location referenced in the PG30. Included in this record are the Individual Name, Telephone Number, Fax Number, and Email address. If multiple Individuals related to a single entity are required by an agency, this record can be repeated and should follow each entity designated in the PG19 record. This record can also be repeated in cases where multiples of these data elements need to be reported for a single Individual. (For example, for reporting two phone numbers or an email and fax number).

If multiple roles need to be reported for a single entity in the PG19, provide the additional roles on the PG55 record which should be submitted following the PG19 and PG20 records.

If multiple roles need to be reported for an individual entity, provide the additional roles on the PG55 record which should be submitted following the PG21 record.

Record Identifier PG21 (Input)					
Data Element	Length/ Class	Position	Status	Description	Note
Control Identifier	2A	1-2	M	Must always equal PG.	
Record Type	2N	3-4	M	Must always be 21.	
Individual Qualifier	3AN	5-7	C	Identify the type of party or facility the Individual represents. For example, person is associated to the grower, producer, I-house or filer, etc. For valid codes, use the Entity Role Codes from PG19 (See Appendix PGA of this publication.)	
Individual Name	23X	8-30	C	Name of the Individual.	
Telephone Number of the Individual	15X	31-45	C	Telephone number of the Individual	
Email Address or Fax Number for the Individual	35X	46-80	C	Option to either submit the Fax number or Email Address of the individual.	



Record Identifier PG22 (Input)

This is a conditional PGA input record that provides data pertaining to Importers Substantiating Documents, Document Identifiers, Conformance Declarations, and Declaration Certifications. This record can be repeated if more than one Document Identifier or Conformance Declaration is needed.

Record Identifier PG22 (Input)					
Data Element	Length/ Class	Position	Status	Description	Note
Control Identifier	2A	1-2	M	Must always equal PG.	
Record Type	2N	3-4	M	Must always be 22.	
Importers Substantiating Signed Document /Signed Confirmation Letter	1A	5	C	A code of Y (yes) indicating that the importer has a copy of a document (contract, PGA permission letter, etc.) needed to import a product that is under a government agency jurisdiction. No other code is accepted.	
Document Identifier	7AN	6-12	C	This code indicates the type of document or the specific PGA form number being certified. See Appendix PGA (Document Identifier) of this publication for valid codes.	
Conformance Declaration	5X	13-17	C	This number corresponds to the box number from the PGA form. (Example, if DOT HS-7 box 2B is checked, enter "2B"). If no box numbers exist, use the Compliance Description field starting in position 51 of this record.	
Entity Role Code	3AN	18-20	C	Identifies the entity making the declaration certification. If using this Data Element ensure that PG19, PG20, and PG21 are completed with appropriate name, address, and contact information, as required. For valid codes, use the Entity Role Codes from PG19 (See Appendix PGA of this publication.)	
Declaration Code	4AN	21-24	C	Code indicating the declaration/ conformance criteria of an item. See Appendix PGA (Declaration Code) of this publication for valid codes.	
Declaration Certification	1A	25	C	A code of Y (yes) indicating that the entity certifies the data or the signature is on file. No other code is accepted.	
Date of Signature	8N	26-33	C	Date of the signature in MMDDCCYY (month, day, century, year) format.	
Invoice Number	17X	34-50	C	The invoice number as issued by the supplier.	
Compliance Description	30X	51-80	C	Text describing the information required by the PGA.	

Record Identifier PG23 (Input)

This is a conditional PGA input record that provides data pertaining to Food and Drug Administration Affirmation of Compliance Criteria. This record is typically only used by FDA. This record is repeatable.

<i>Record Identifier PG23 (Input)</i>					
Data Element	Length/ Class	Position	Status	Description	Note
Control Identifier	2A	1-2	M	Must always equal PG.	
Record Type	2N	3-4	M	Must always be 23.	
Affirmation of Compliance Code	5X	5-9	M	A code used to affirm compliance with FDA requirements. If the merchandise is subject to BTA, use this field to report the appropriate affirmation of compliance information, not reported elsewhere. See Appendix PGA (Food & Drug Affirmation of Compliance Codes) of this publication for valid codes.	
Affirmation of Compliance Description	70X	10-79	C	Text describing the information required by the PGA. This could include a number or a country code, etc. Also, see Appendix PGA (Food & Drug Affirmation of Compliance Qualifier Codes) of this publication for valid codes related to certain specific Affirmation of Compliance codes.	
Filler	1X	80	M	Space fill	



Record Identifier PG24 (Input)

This is an optional PGA input record that provides data pertaining to Remarks Codes, and Text of Remarks. This record can be repeated as necessary.

Record Identifier PG24 (Input)					
Data Element	Length/ Class	Position	Status	Description	Note
Control Identifier	2A	1-2	M	Must always equal PG.	
Record Type	2N	3-4	M	Must always be 24.	
Remarks Type Code	3AN	5-7	C	A code indicating the type of remarks. Valid codes are listed in Appendix PGA (Remarks Type Code) of this publication.	
Remarks Code	5AN	8-12	C	A code indicating the remark. If a Remarks Type Code is reported, either a "Remarks Code" or "Remarks Text" is required. Valid codes are listed in Appendix PGA (Remarks Code) of this publication.	
Remarks Text	68X	13-80	C	Free form text relevant to the shipment or the commodity.	



Record Identifier PG25 (Input)

This is a conditional PGA input record that provides data pertaining to: Temperature Qualifier, Degree Type, Actual Temperature, Lot Number, Production Date Range of the Lot, PGA Line Value, and PGA Unit Value. This record is repeatable for multiple Lot Number Qualifiers and Lot Numbers

Record Identifier PG25 (Input)					
Data Element	Length/ Class	Position	Status	Description	Note
Control Identifier	2A	1-2	M	Must always equal PG.	
Record Type	2N	3-4	M	Must always be 25.	
Temperature Qualifier	1A	5	C	Temperature Category being reported. A= Ambient, F=Frozen R=Refrigerated/Chilled, D=Dry Ice H=Fresh, U=Uncontrolled P=Flashpoint	
Degree Type	1A	6	C	F = Fahrenheit, C = Celsius , K = Kelvin	
Negative Number	1A	7	C	If the actual temperature is in the negative numbers use an "X".	
Actual Temperature	6N	8-13	C	Reported temperature. Two decimals places are implied.	
Location of Temperature Recording	1A	14	C	Identifies recorded temperature is for A = product B = container C = conveyance	
Lot Number Qualifier	1AN	15	C	Code of the entity that assigned the Lot number. 1 = Manufacturer 2 = Seller 3 = Grower 4 = Producer	
Lot Number	25X	16-40	C	The lot number that the manufacturer/producer/grower assigned to the product.	
Production Start date of the Lot	8N	41-48	C	The date when the production for the Lot started. A numeric date in MMDDCCYY (month, day, century, year) format.	
Production End Date of the Lot	8N	49-56	C	The date when the production for the Lot ended. A numeric date in MMDDCCYY (month, day, century, year) format.	
PGA Line Value	12N	57-68	C	The value associated with the PGA line number in whole dollars.	
PGA Unit Value	12N	69-80	C	The value of the lowest unit of measure reported in PG26. Two decimal places are implied.	



Record Identifier PG26 (Input)

This is a conditional PGA Record that provides data pertaining to Packaging Qualifier, Quantity, Unit of Measure, Package Identifier, Packaging Method, Package Material, and Packaging Filler. This record can be repeated up to six times. The first record is used to describe the largest container (outermost container) and the number of containers. The second record is used to describe the contents of the next smallest container. If needed, records 3-6 are used in a similar manner (largest to smallest container). The last quantity record used must describe the actual amount of the product in the smallest container.

Record Identifier PG26 (Input)					
Data Element	Length/ Class	Position	Status	Description	Note
Control Identifier	2A	1-2	M	Must always equal PG.	
Record Type	2N	3-4	M	Must always be 26.	
Packaging Qualifier	1N	5	M	This code identifies the level of packaging for the product. Outermost (largest=1) packages to the innermost (smallest=6) packages. There can be up to 6 levels of packaging. However, if reporting only one level, show the total quantity for the item and report that as level 1.	
Quantity	12N	6-17	C	The total quantity for the packaging level. Two decimal places are implied. The base quantity must always be the last quantity transmitted.	
Unit of Measure (Packaging Level)	5X	18-22	C	The unit of measure for the packaging level. Valid Units of Measure can be found in Appendix PGA and ACE Appendix B. Please refer to individual PGA Implementation Guides for proper usage.	
Package Identifier	25X	23 - 47	C	The specific identifier on the packaging such as dates or codes (marks and numbers). This does not include lot number, which is specified elsewhere.	
Packaging Method	3AN	48-50	C	The method used in packing the product e.g. shrink-wrapped. Valid methods are listed in Appendix B in the ACE ABI CATAIR (Shipping/Packaging Unit Codes).	
Package Material	15X	51-65	C	The type of material used to package the product, such as wooden crates, metal boxes, glass bottles.	
Package Filler	15X	66-80	C	Type of filler used within the package, such as hay, paper, and plastic.	



Record Identifier PG27 (Input)

This is a conditional PGA input record that provides data pertaining to issued Container Number. If there are more than three containers, this record may be repeated.

Record Identifier PG27 (Input)					
Data Element	Length/ Class	Position	Status	Description	Note
Control Identifier	2A	1-2	M	Must always equal PG.	
Record Type	2N	3-4	M	Must always be 27.	
Container Number (Equipment ID)	20AN	5-24	M	The number of the shipping container or equipment identification number.	
Type of Container	1N	25	C	The condition of the container: 1= Refrigerated 2= Not refrigerated	
Container length	2N	26-27		Total container length, in feet.	
Container Number (Equipment ID)	20AN	28-47	C	The number of the shipping container or equipment identification number.	
Type of Container	1N	48	C	The condition of the container: 1= Refrigerated 2= Not refrigerated	
Container length	2N	49-50	C	Total container length, in feet	
Container Number (Equipment ID)	20AN	51-70	C	The number of the shipping container or equipment identification number.	
Type of Container	1N	71	C	The condition of the container: 1= Refrigerated 2= Not refrigerated	
Container length	2N	72-73	C	Total container length, in feet.	
Filler	7X	74-80	C	Space fill	



Record Identifier PG28 (Input)

This is a conditional PGA input record that provides data pertaining to reporting Can Dimensions for the Food and Drug Administration and Package Tracking Numbers.

Record Identifier PG28 (Input)					
Data Element	Length/ Class	Position	Status	Description	Note
Control Identifier	2A	1-2	M	Must always equal PG.	
Record Type	2N	3-4	M	Must always be 28.	
Can Dimensions #1	4N	5-8	C	The first dimension of the can. If the container is rectangle, the dimension is in width, height, and length order. If the can is cylindrical, the dimensions are in diameter and height order. Can dimension information is restricted to use with acidified and low acid canned foods. The first two spaces are inches. The second two positions are in 16 th s.	
Can Dimensions #2	4N	9-12	C	The second dimension of the container. If the container is rectangle, the dimension is in width, height, and length order. If the can is cylindrical, the dimensions are in diameter and height order. The first two spaces are inches. The second two positions are in 16 th s.	
Can Dimension #3	4N	13-16	C	The third dimension. If the container is rectangle, the dimension is in width, height, and length order. The first two spaces are inches. The second two positions are in 16 th s.	
Package Tracking Number Code	4AN	17-20	C	Code indicating the company associated with the tracking number used. A valid carrier code or the letters ITN are expected in this location.	
Package Tracking Number	50AN	21-70	C	Tracking numbers used by FedEx, UPS, DHL, etc.	
Filler	10X	71-80	M	Space fill	



Record Identifier PG29 (Input)

This is a conditional PGA input record that provides data pertaining to the net or gross unit of measure of the commodity. This can be provided at the overall PGA Line Number and/or the Individual Unit level.

Record Identifier PG29 (Input)					
Data Element	Length/ Class	Position	Status	Description	Note
Control Identifier	2A	1-2	M	Must always equal PG.	
Record Type	2N	3-4	M	Must always be 29.	
Unit of Measure (PGA line - net)	3AN	5-7	C	Pertaining to the overall PGA Line Number, the indication of the unit of measurement in which weight, capacity, length, area, volume or other quantity is expressed. "Unit of Measure (PGA line - net)" in this position is associated with "Commodity Net Quantity (PGA line - net)" and is required when "Commodity Net Quantity (PGA line - net)" is reported. Valid Units of Measure can be found in Appendix PGA and ACE Appendix B. Please refer to individual PGA Implementation Guides for proper usage.	
Commodity Net Quantity (PGA line - net)	12N	8-19	C	Pertaining to the overall PGA Line Number, excluding all packing and packaging. Two decimals are implied. "Commodity Net Quantity (PGA line - net)" is required when "Unit of Measure (PGA line - net)" is reported in positions 5-7 of this record.	
Unit of Measure (PGA line - gross)	3AN	20-22	C	Pertaining to the overall PGA Line Number, the indication of the unit of measurement in which weight, capacity, length, area, volume or other quantity is expressed. "Unit of Measure (PGA line - gross)" in this position is associated with "Commodity Gross Quantity (PGA line - gross)" and is required when "Commodity Gross Quantity (PGA line - gross)" is reported. Valid Units of Measure can be found in Appendix PGA and ACE Appendix B. Please refer to individual PGA Implementation Guides for proper usage.	



Record Identifier PG29 (Input)					
Data Element	Length/ Class	Position	Status	Description	Note
Commodity Gross Quantity (PGA line - gross)	12N	23-34	C	Pertaining to the overall PGA Line Number, including any packaging, but excluding weight of the carrier's equipment. Two decimals are implied. "Commodity Gross Quantity (PGA line - gross)" is required when "Unit of Measure (PGA line - gross)" is reported in positions 20-22 of this record.	
Unit of Measure (Individual Unit - net)	3AN	35-37	C	Pertaining to the Individual unit (net), the indication of the unit of measurement in which weight, capacity, length, area, volume or other quantity is expressed. "Unit of Measure (Individual unit - net)" in this position is associated with "Commodity Net Quantity (Individual unit - net)" and is required when "Commodity Net Quantity (Individual unit - net)" is reported. Valid Units of Measure can be found in Appendix PGA and ACE Appendix B. Please refer to individual PGA Implementation Guides for proper usage.	1, 2
Commodity Net Quantity (Individual Unit - net)	12N	38-49	C	Pertaining to the Individual unit, excluding all packing and packaging. Two decimals are implied. "Commodity Net Quantity (Individual unit - net)" is required when "Unit of Measure (Individual unit - net)" is reported in positions 35-37 of this record.	
Unit of Measure (Individual Unit - gross)	3AN	50-52	C	Pertaining to the Individual unit (gross), the indication of the unit of measurement in which weight, capacity, length, area, volume or other quantity is expressed. "Unit of Measure (Individual unit - gross)" in this position is associated with "Commodity Gross Quantity (Individual unit - gross)" and is required when "Commodity Gross Quantity (Individual unit - gross)" is reported. Valid Units of Measure can be found in Appendix PGA and ACE Appendix B. Please refer to individual PGA Implementation Guides for proper usage.	1, 2



Record Identifier PG29 (Input)					
Data Element	Length/ Class	Position	Status	Description	Note
Commodity Gross Quantity (Individual Unit - gross)	12N	53-64	C	Pertaining to the Individual unit, including any packaging, but excluding weight of the carrier's equipment. Two decimals are implied. "Commodity Gross Quantity (Individual unit - gross)" is required when "Unit of Measure (Individual unit - gross)" is reported in positions 50-52 of this record.	
Filler	16X	65-80	M	Space fill	

Note 1

The Bureau of Alcohol, Tobacco, Firearms and Explosives (ATF), only allows the following Unit of Measure Code:

IN = Inch

Note 2

For APHIS Lacey Act, the valid UOM codes allowed for this data element, are the UOM codes associated with the Lacey Act in the PG04 record.



Record Identifier PG30 (Input)

This is a conditional PGA input record that provides data pertaining to the date, time and location of inspection; previous laboratory testing; inspection location; and anticipated arrival information for agencies such as FDA Prior Notice. If requesting an inspection, PG21 Individual information may be required. This record may be repeated if more space is needed for the inspection location.

Record Identifier PG30 (Input)					
Data Element	Length/ Class	Position	Status	Description	Note
Control Identifier	2A	1-2	M	Must always equal PG.	
Record Type	2N	3-4	M	Must always be 30.	
Inspection/ Laboratory Testing Status	1A	5	M	<p>Enter one of the following codes:</p> <p>R = Request for inspection S = Inspection previously scheduled P = Inspection previously performed L = Lab testing previously performed A = Anticipated arrival information (For FDA Prior Notice or other agency needs) I = Product location for regulatory authority inspection F = Indicates product coming from Foreign Trade Zone (For FDA Type 21)</p> <p>If requesting an inspection, PG21 Individual information may be required. If indicating a lab test was previously performed, the PG19, PG20, and PG21 may be required with appropriate name, address, and contact information.</p>	
Requested or Scheduled Date of Inspection; Date of Previous Inspection/ Laboratory Testing; Arrival date	8N	6-13	C	A numeric date in MMDDCCYY (month, day, century, year) format.	
Requested or Scheduled Time of Inspection; Time of Previous Inspection/Laboratory Testing; Arrival time	4N	14-17	C	Military time HHMM in (hour, minute) format. (Example: 1015, this represents 10:15 a.m. 0001 through 2400 are valid.)	



Inspection or Arrival Location Code	4AN	18-21	C	For example, FIRMS or Facility Codes, DUNS, port code, etc. See Appendix PGA of this publication for valid codes.	
Inspection or Arrival Location	50X	22-71	C	Code or free form text indicating site of inspection.	
Filler	9X	72-80	M	Space fill	



Record Identifier PG31 (Input)

This is a conditional PGA input record for the NOAA National Marine Fisheries Service that provides data pertaining to the vessel used to harvest the commodity. This record may be repeated.

<i>Record Identifier PG31 (Input)</i>					
Data Element	Length/ Class	Position	Status	Description	Note
Control Identifier	2A	1-2	M	Must always equal PG.	
Record Type	2N	3-4	M	Must always be 31.	
Commodity Harvesting Vessel Characteristic Type Code	3AN	5-7	M	A code indicating the type of conveyance characteristics for the vessel harvesting the commodity, e.g. overall length, name, flag. For this data field, report the code for the vessel characteristic needed to describe or identify the vessel used for harvesting the commodity. See Appendix PGA of this publication for valid codes.	
Commodity Harvesting Vessel Characteristic	35X	8-42	M	The term or numeral commonly used when referring to the distinguishing feature or property of the vessel used for harvesting the commodity. This includes the harvesting vessel's name.	
Unit of Measure (conveyance)	3AN	43-45	C	Indication of the unit of measurement in which weight, capacity, length, area, volume or other quantity is expressed. For this record, the unit of measure is required when the Commodity Harvesting Vessel Characteristic is measurable. Valid Units of Measure can be found in ACE Appendix B. Please refer to individual PGA Implementation Guides for proper usage.	
Harvested Commodity Net Weight	10N	46-55	C	The weight of the harvested commodity, in kilograms. Two decimal spaces are implied.	
Filler	25X	56-80	M	Space fill	



Record Identifier PG32 (Input)

This is a conditional PGA input record that provides data pertaining to the commodity routing information including the routing type and the country and/or political subunit identifying code or name through which the commodity passed on its journey. This record may be repeated.

Record Identifier PG32 (Input)					
Data Element	Length/ Class	Position	Status	Description	Note
Control Identifier	2A	1-2	M	Must always equal PG.	
Record Type	2N	3-4	M	Must always be 32.	
Commodity Routing Type Code	3AN	5-7	M	A code indicating the routing location in relation to its position in the complete journey of the goods, e.g. start of journey, intermediate destination, loading on importing conveyance. For the routing information reported in the PGA record set, the reported route is for transit or stop locations of the commodity prior to its importation. Valid codes are listed in Appendix PGA of this publication.	
Commodity Routing Country Code	2A	8-9	C	The country code for the country through which goods are routed between the country of original departure and the country of final destination. Valid codes are listed in Appendix B in the ACE ABI CATAIR.	
Commodity Political Subunit of Routing Qualifier	3AN	10-12	C	A code indicating the scheme used to create the place or location identifier, e.g. UN/LOCODE, Schedule K. Valid codes are listed in Appendix PGA of this publication.	
Commodity Political Subunit of Routing Number	9X	13-21	C	A code representing the political subunit, e.g. state, province, or region through which goods are routed between the country of original departure and the country of final destination. Required when "Commodity Political Subunit of Routing Qualifier" is reported.	
Commodity Political Subunit of Routing Name	55X	22-76	C	The name of the political subunit, e.g. state, province, or region through which goods are routed between the country of original departure and the country of final destination (e.g. Tuscany).	
Filler	4X	77-80	M	Space fill	



Record Identifier PG33 (Input)

This is a conditional PGA input record for the NOAA National Marine Fisheries Service that provides data pertaining to the geographic area of the commodity routing.

<i>Record Identifier PG33 (Input)</i>					
Data Element	Length/ Class	Position	Status	Description	Note
Control Identifier	2A	1-2	M	Must always equal PG.	
Record Type	2N	3-4	M	Must always be 33.	
Commodity Geographic Area Code	9X	5-13	C	A code representing the geographic area through which goods are routed between the country of original departure and the country of final destination. "Commodity Geographic Area Code" is required if "Commodity Geographic Area Name" is not reported. For valid codes, use the Ocean Geographic Area Codes from PG06 (see Appendix PGA of this publication).	
Commodity Geographic Area Name	65X	14-78	C	The name of the geographic area through which goods are routed between the country of original departure and the country of final destination. "Commodity Geographic Area Name" is required if "Commodity Geographic Area Code" is not reported.	
Filler	2X	79-80	M	Space fill	



Record Identifier PG34 (Input)

This is a conditional PGA input record that provides data pertaining to travel documentation (passport, etc.). It may be required by some PGAs based on the type of declaration made.

<i>Record Identifier PG34 (Input)</i>					
Data Element	Length/ Class	Position	Status	Description	Note
Control Identifier	2A	1-2	M	Must always equal PG.	
Record Type	2N	3-4	M	Must always be 34.	
Travel Document Type Code	3AN	5-7	M	A code indicating the type of travel document issued by a government to certify the identity and nationality of the person importing the product. 1 = Passport Number 2 = Visa Number 3 = Enhanced Tribal Card 4 = Driver License Number	
Travel Document Nationality	2A	8-9	C	The ISO code for the country under whose authority the travel document was issued. Enter the appropriate code listed in Appendix B in the ACE ABI CATAIR.	
Travel Document Identifier	35X	10-44	C	A combination of characters used to identify the document issued by a government to certify the identity and nationality of the person importing the product.	
Filler	36X	45-80	M	Space fill	



Record Identifier PG35 (Input)

This is a conditional PGA input record that provides data pertaining to the conformance bonds of the Department of Transportation, National Highway Traffic Safety Administration.

Record Identifier PG35 (Input)					
Data Element	Length/ Class	Position	Status	Description	Note
Control Identifier	2A	1-2	M	Must always equal PG.	
Record Type	2N	3-4	M	Must always be 35.	
DOT Surety Code	3AN	5-7	C	The three-digit surety code assigned to the surety company that underwrites the DOT conformance bond.	
DOT Bond Serial Number	30X	8-37	C	The surety bond tracking number.	
DOT Bond Qualifier	1N	38	C	A code representing the valid DOT bond type. The following bond types are allowed for non-conforming vehicles. 1 = Single 2 = Continuous	
DOT Bond Amount	8N	39-46	C	The value of the DOT bond in whole US dollars.	
Filler	34X	47-80	M	Space fill	



Record Identifier PG50 (Input)

The PG50 record is used to indicate the start of a grouping. The PG51 record is used to indicate the end of the grouping.

The following records can be parents of a group: PG02, PG04, PG13, and PG14.

A group will be associated with its closest parent.

<i>Record Identifier PG50 (Input)</i>					
Data Element	Length/ Class	Position	Status	Description	Note
Control Identifier	2A	1-2	M	Must always equal PG.	
Record Type	2N	3-4	M	Must always be 50.	
Filler	76X	5-80	M	Space fill	



Record Identifier PG51 (Input)

The PG50 record is used to indicate the beginning of a grouping. The PG51 record is used to indicate the end of the grouping.

<i>Record Identifier PG51 (Input)</i>					
Data Element	Length/ Class	Position	Status	Description	Note
Control Identifier	2A	1-2	M	Must always equal PG.	
Record Type	2N	3-4	M	Must always be 51.	
Filler	76X	5-80	M	Space fill	



Record Identifier PG55 (Input)

This is an optional PGA input record used to provide additional roles performed by an entity or individual.

Record Identifier PG55 (Input)					
Data Element	Length/ Class	Position	Status	Description	Note
Control Identifier	2A	1-2	M	Must always equal PG.	
Record Type	2N	3-4	M	Must always be 55.	
Entity Role Code	3AN	5-7	C	Additional role of the entity.	1
Entity Role Code	3AN	8-10	C	Additional role of the entity.	
Entity Role Code	3AN	11-13	C	Additional role of the entity.	
Entity Role Code	3AN	14-16	C	Additional role of the entity.	
Entity Role Code	3AN	17-19	C	Additional role of the entity.	
Entity Role Code	3AN	20-22	C	Additional role of the entity.	
Entity Role Code	3AN	23-25	C	Additional role of the entity.	
Entity Role Code	3AN	26-28	C	Additional role of the entity.	
Entity Role Code	3AN	29-31	C	Additional role of the entity.	
Entity Role Code	3AN	32-34	C	Additional role of the entity.	
Filler	46X	35-80	M	Space fill.	

Note 1

For valid codes, use the Entity Role Codes from PG19 (See Appendix PGA).

Record Identifier PG60 (Input)

This is an optional PGA input record used to provide additional information about data in the PG record that precedes it during the submission of a PGA record set.

This record can follow a PG07, PG19, 20 or 21 record, and can only be used to provide the additional information noted by the additional reference qualifier code list.

This record may be repeated.

See usage notes (and PGA-specific guidance) for information about using this record.

Record Identifier PG60 (Input)					
Data Element	Length/ Class	Position	Status	Description	Note
Control Identifier	2A	1-2	M	Must always equal PG.	
Record Type	2N	3-4	M	Must always be 60.	
Additional information qualifier code	3AN	5-7	M	Code indicating the type of additional information being provided	1
Additional Information	73X	8-80	M	Text of the additional information related to the additional reference qualifier code	

Note 1

Only specific Additional Information qualifier codes are valid based on the designated parent record it appears immediately after. Valid Additional information qualifier codes are:

Code	Description
AD1	Entity address 1 overflow for PG19
AD2	Entity address 2 overflow for PG20
AD3	Entity address Line 3 for PG20
AD4	Entity address Line 4 for PG20
AD5	Entity address Line 5 for PG20
ECI	Entity city overflow for PG20
ENA	Entity name overflow for PG19
TEL	Telephone number overflow for PG21
EMA	Email overflow for PG21
CIT	Citation for PG19, 20, 21
INA	Individual name overflow for PG21
TBN	Trade name/brand name overflow for PG07
PMN	Product/Model name overflow for PG07
CP1	Lab Test Report for PG19
CP2	Lab Test Report URL for PG19
CP3	Access key to lab test report URL for PG19

Record Identifier PG00 (Input)

This is an optional record used at the CBP entry (or entry summary) header or CBP entry (or entry summary) line levels to indicate data substitution.

See the 'usage notes' in this chapter for more detailed information.

Record Identifier PG00 (Input)					
Data Element	Length/ Class	Position	Status	Description	Note
Control Identifier	2A	1-2	M	Must always equal PG.	
Record Type	2N	3-4	M	Must always be 00.	
Substitution Indicator	1X	5	M	Identifies either the start or end of the substitution group, or the location of where to place the substitute data within the PGA Message Set. The following codes are allowed: S=Start of the substitution group E=End of the substitution group R=Replace this record with the substitution group indicated by the Substitution Number	
Substitution Number	4AN	6-9	M	Sequential number assigned to, or referring to, a specific substitution group of data provided at the header level. This data element is mandatory when using the S or R substitution indicator.	
Filler	71X	10-80	M	Space fill.	



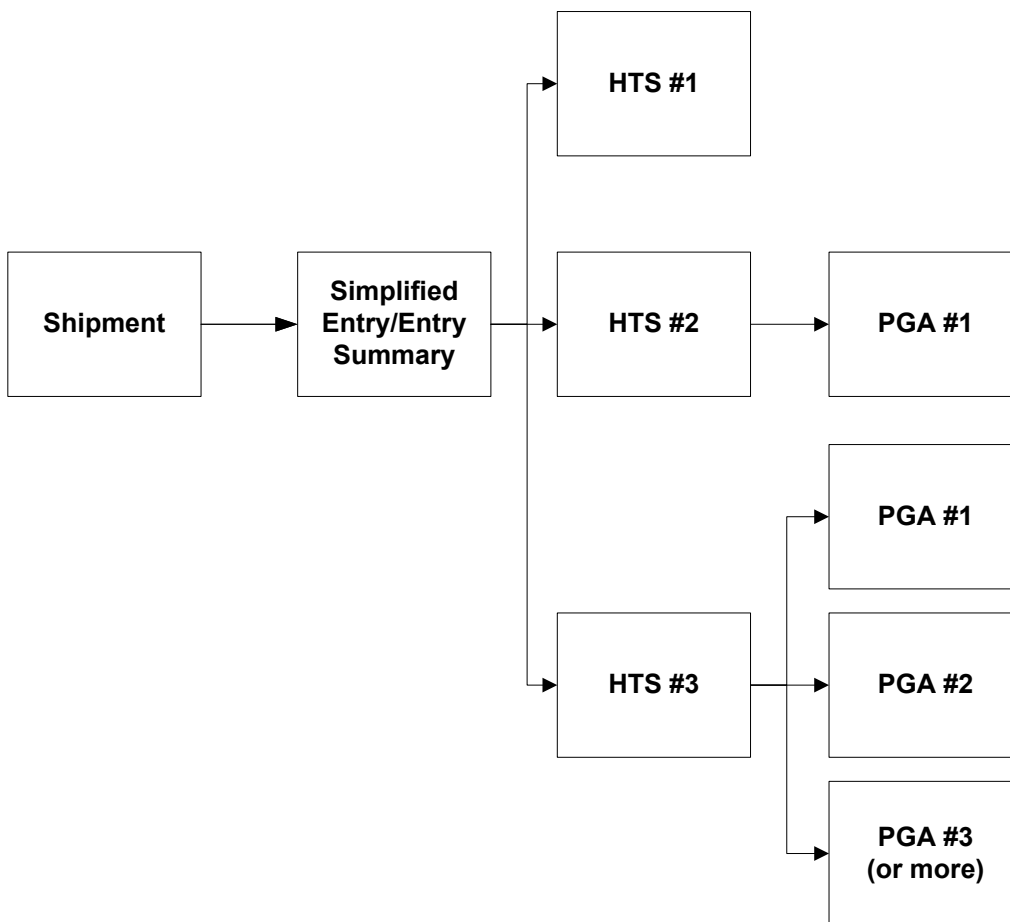
PGA Message Set - Usage Notes

The following sub-sections contain information regarding the general filing of PGA data.

Each Partner Government Agency will develop specific guidelines for PGA Message Set data submission requirements by the trade. Those documents should be referenced for details in determining what data may be needed by each PGA.

The following sections contain broader guidelines for PGA Message Set data submission that CBP has determined, based on developing the message set, and is meant to supplement both the agency-specific guidelines, as well as the PGA Message Set ACE CATAIR document itself.

Relationships among the various transactions



For each HTS you can have a one-to-none (HTS to PGA), a one-to-one (HTS to PGA), or a one-to-many (HTS to PGA) situation

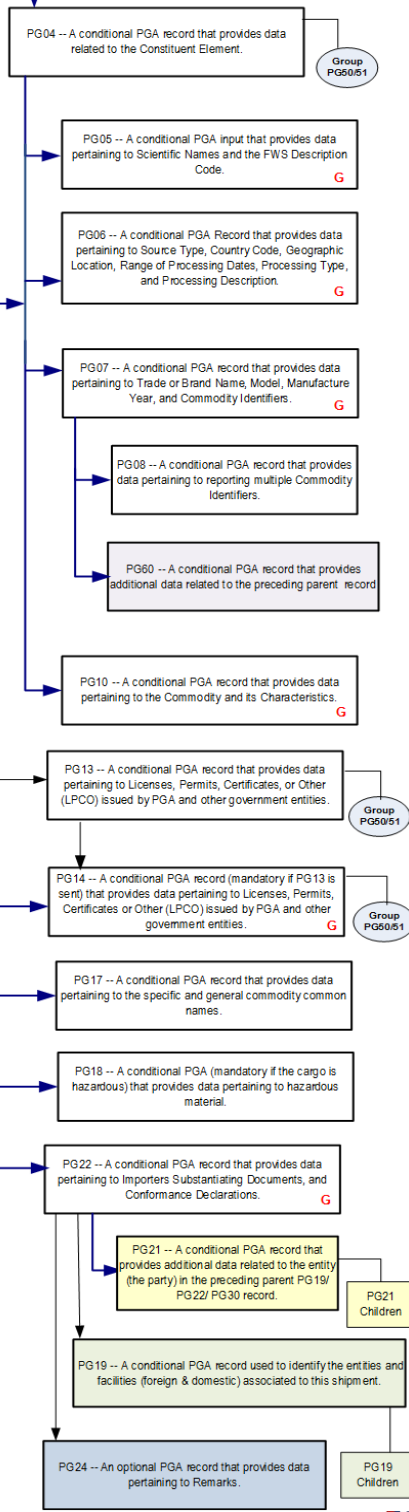
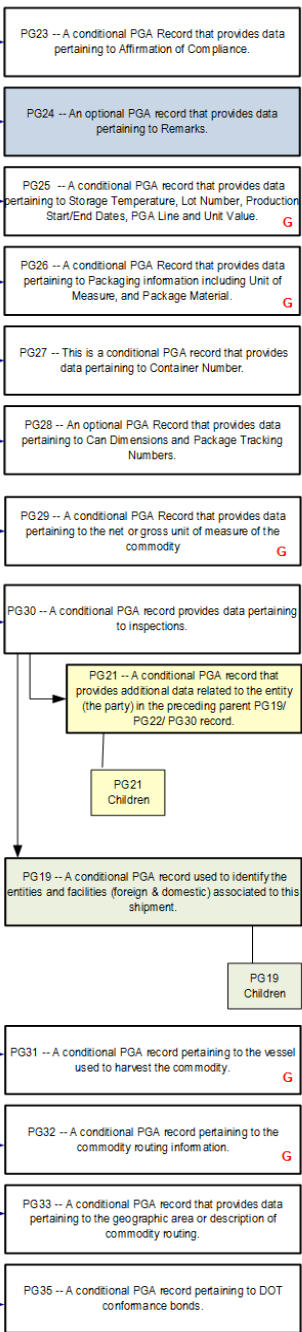
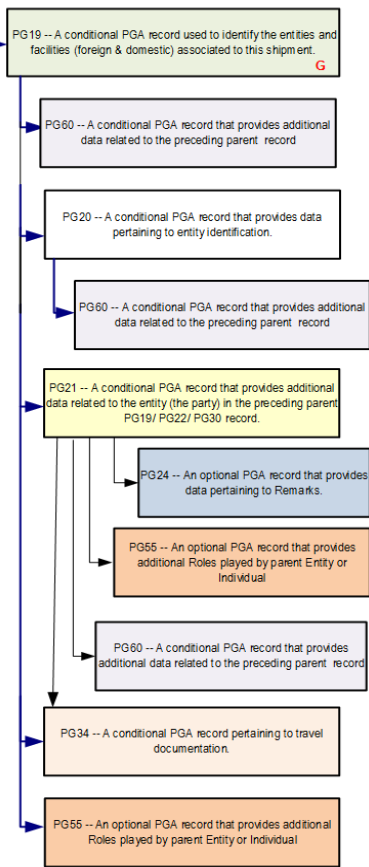
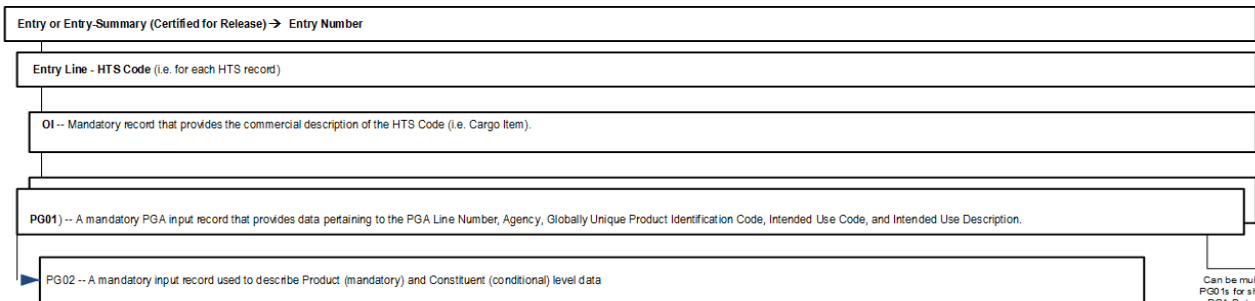
PGA Message Set Data Relationship Model

When developing the PGA Message Set, some data hierarchies (parent-child relationships) were anticipated based on known PGA requirements and were built-in to the PGA Message Set to cover common types of data that the trade is likely to submit.

These data hierarchies help ACE to know how to handle the PGA data storage in ACE.

The diagram on the next page shows a graphic of the hierarchies that are built-in to the PGA Message Set. Data must occur for each record type, only as shown in the model. Placing records which are not as expected within an allowed parent/child hierarchy shown in the model may cause unintended consequences.

A note about proximity: Any record will be associated with its closest parent, per the schema. If a record can have multiple parents, whichever parent is closest in the data submission will become the parent. Also, the following records can be parents of a group: PG02, PG04, PG13, and PG14. A group will be associated with its closest parent.



NOTES:

Group PG60/51
Means "This record can be a parent of a group". i.e. a group will attach itself to the closest such parent above it.

PG50 indicates the start of a Group and PG51 indicates the end of the Group.

G
Means "This record can be part of a Group"

PGXX Children
Means "Entire Tree of children of XX shown elsewhere on diagram (ex. Top-Left) can also appear at this location"

Version: 8.8



Data Rules and Record Relationships in the PGA Message Set

This section describes some general data relationships and rules that occur in the PGA Message Set, regardless of PGA requirements.

For guidance on specific agency data submission requirements, please refer to that agency's translation documentation. Also, see later sections of this document for data reporting.

OI

- An OI must be submitted.
- Only one OI per entry line is allowed
- If PGA and OGA data are submitted on the same entry line, each data set needs a separate OI

PG01

- A PG01 must be submitted.
- The PG01 must include the government agency code of the applicable PGA
- The PG01 must also include the government agency program code
- If a disclaimer is provided in the PG01 record, then only the OI and PG01 records are required to be submitted (unless PGA guidance indicates additional information needed). Otherwise, a PG02 is expected.

PG02

- The PG02 generally gives the message set the flexibility to capture data related to a product or component. (See later sections for details on use of the different Item Type codes.)
- When using a PG02, a 'P' or 'C' item type must be reported.
- If ONLY reporting data at the product ('P') level (and not reporting any component level data), a PG02 with an item type 'P' (product) is required.
- There can only be one PG02 'P' associated with a PGA line number. However, there can be multiple components associated with that product indicator.
- If a disclaimer is provided in the PG01 record, then only the OI and PG01 records are required to be submitted (unless PGA guidance indicates additional information needed). Otherwise, a PG02 is expected.

General Order of records

The records should generally be provided in order, and repeated in sequence as necessary, as prescribed by the parent-child relationship diagram. For example, the following shows the correct way the trade could report data related to two entities.

- PG01
- PG02
- **PG19**
- **PG20**
- **PG21**
- **PG19**
- **PG20**
- **PG21**
- PG26
- PG29

If the trade submits data in the record order as shown above, the system will know per the relationship diagram, that each 19-20-21 is a distinct set of data that goes together and should be stored in ACE as 19-20-21 (one set), 19-20-21 (second set). In the above example, if the

trade submitted all 19's, then the 20's then 21's together, the system would not know which 19, 20 and 21 related to each other. The following would be incorrect:

- PG01
- PG02
- PG29
- PG26
- **PG19**
- **PG19**
- **PG20**
- **PG20**
- **PG21**
- **PG21**

In some instances, a lower record number may appear AFTER a higher one, depending on the data required by the first record. For example, in the PG30, if Inspection/Laboratory Testing Status code indicates a request for an inspection, a PG21 may be required. Or, if Inspection/Laboratory Testing Status code indicates a lab test was previously performed, a PG19, PG20 and PG21 must be completed. Therefore the record order would look like this:

- PG30
 - PG21
- Or
- PG30
 - PG19
 - PG20
 - PG21

General Record Reporting Requirements

- The PG20 is only used with a PG19 and may be repeated if a PG19 is repeated.
 - The PG08 is only used with a PG07.
 - The PG23 is typically only used by FDA, but could be used by another PGA using an Affirmation of Compliance.
 - If requesting an inspection in PG30, a PG21 may be required.
 - If indicating in PG30 that an inspection was previously performed, the PG19, 20, and 21 may be required.
 - If requesting an inspection in PG30 because of PGA regulatory purposes/authority, use the "I" code. A PG19, 20, and 21 may be required.
-
- Every record of the message set does not have to be transmitted. Only those records that a PGA has indicated are necessary in a particular instance should be transmitted.
 - Within a given record, every data element may not apply. Only those data elements that a PGA has indicated are necessary in a particular instance should be transmitted.
 - Many data elements are marked as conditional since not all PGAs require all data elements or records. PGA guidance will determine which elements are mandatory to fulfill specific PGA reporting requirements.
 - When reporting processing that is not done in 'lots' (e.g., for fish harvesting or furniture), use the PG06. Use the PG25 to report processing performed in lots.



Data Reporting

For a single commodity (HTS code), the PGA line numbering should start at 001 and continue incrementally until a different agency's data is reported (if needed). If under a single HTS code there are multiple PGAs, the numbering would restart at 001 with the new agency and continue incrementally as previously noted. (Please refer to the introduction of this chapter for more information on PGA line numbering.)

Example:

HTS code #	OI (description)
PG01 001	EPA 230.000.000
PG02	(xxx some data)
PG01 002	EPA 230.000.001
PG02	(xxx some data)
PG04	(yyy some data)
PG30	(zzz some data)
PG01 003	EPA 230.000.002
PG02	(yyy some data)
PG01 001	FSIS
PG02	(xxx some data)
PG01 001	FDA
PG02	(xxx some data)
PG10	(yyy some data)
PG26	(zzz some data)

Multiple PGAs need the same data

In instances where, under the same HTS code and same OI, there are multiple PGAs who need exactly the same data, the filer can report it as follows:

OI	(description)
PG01	EPA
PG01	FSIS
PG02	(xxx some data)
PG04	(yyy some data)
...	
PG30	(zzz some data)

Provide the names of the applicable PGAs first, by repeating the PG01 with each new agency code. After the last agency, provide the full set of data required to be submitted. In the above instance, the data provided to FSIS would be considered to also 'belong' to EPA and the data set would be available to both



Product and Component

If reporting data about a product and the component(s) of a product, the product information should be provided first, followed by the component information.

For example, if a product described in the OI record contains a single reportable component, then a PG01 is provided, followed by a PG02 (with the product 'P' designation) along with other records that contain information required by an agency. Once all product-related information is reported, a second PG02 with the component 'C' designation is provided, followed by other records with information about the component, required by an agency.

Here is a brief example for how this might appear. For example, if data needs to be reported about bug spray, the records submitted would be in this order, with the product data (indicated by a "P") provided first.

PG01 EP

PG02 P OFF bug spray

PG04...PG35 as applicable and determined by EPA (related to the overall product)

PG02 C Dichloromethane

PG04...PG35 as applicable and determined by EPA (related to this component of the overall bug spray)

Also, if a product described in the OI record contains multiple reportable components, the product information should be provided first, as described previously (by using a PG02 with the product designation). This is followed by information relative to the components. Multiple sequences of a PG02 (with the component designation) can be provided along with other information, for each component.

For example, for reporting an item such as a blended fruit juice product, a PG02 at the product level could be reported, followed by multiples of a PG02 and PG04 (etc.) to report the components of the blended juice (e.g., apple, pineapple, grape).

As noted previously, there can only be one PG02 'P' associated with a PGA line number. However, there can be multiple components associated with that product indicator

Grouping indicator

The PG50 record is used to indicate the start of a grouping. The PG51 record is used to indicate the end of the grouping.

(NOTE: The system must be programmed to expect groupings to occur. Data submitted that does not follow the rules outlined by the relationship diagram, and further clarified in this document, will have unexpected results.)

For example, if the trade reports an inspection certificate number and that certificate has multiple lots associated with it, and each lot has distinct data related to it, then the Grouping records are used to indicate the start and end of the associated data.

If the PG50 is used, a PG51 must also be transmitted. Multiple sequences of grouped data can be provided.



Here is how grouping would occur in the certificate number example above (indentations and color for emphasis):

PG13 – foreign issuer name of inspection certificate

PG14 – inspection certificate #1

PG50 – (indicating the start of the data related to the PG14 immediately above)

PG10 – description of the items in the lot number

PG19 – producing establishment

PG25 – lot number 1 (from cert #1); production dates of the lot

PG26 – 10 cartons (in lot #1, cert#1)

PG29 – weight of lot number 1

PG51 – (indicating the end of that group of data related to the PG14)

PG50 – (indicating the start of more data related to the PG14 immediately above)

PG10 – description of the items in the lot number

PG25 – lot number 2 (from cert #1); production dates of the lot

PG26 – 12 cartons (in lot #2, cert#1)

PG29 – weight of lot number 2

PG51 – (indicating the end of that group of data related to the PG14)

PG14 – inspection certificate #2

PG50 – (indicating the start of more data related to the PG14 immediately above)

PG10 – description of the items in the lot number

PG19 – producing establishment

PG25 – lot number 1 (from certificate #2); production dates of the lot

PG26 – 10 cartons (in lot #1, cert#2)

PG29 – weight of lot number 1

PG51 – (indicating the end of that group of data related to the PG14)

PG02 Grouping contents

NOTE: The system must be programmed to expect groupings to occur. Data submitted that does not follow the rules outlined by the relationship diagram, and further clarified in this document, will have unexpected results.

The following records can be a parent of a group (PG50/51): PG02, PG04, PG13 and PG14.

The following records can appear in a group: 5, 6, 7, 10, 14, 19, 22, 25, 26, 29, 31, and 32.

A group will be associated with its closest parent.

Only one level of grouping is allowed under a given record. There cannot be groupings within groupings.

In the example below, the system would understand that the groupings relate to the overall PGA line, per the relationship diagram.

OI	Certified Kubota Engines
PG01	001
PG02	P
PG50	
PG07	Tractor 3000 A
PG07	Engine info for the engine in Tractor A
PG51	



PG50
PG07
PG07
PG51

Tractor 3000 B
Engine info for the engine in Tractor B

PG07	Tractor, model 3000
PG19	manufacturer information
PG02	C
PG07	Engine, model 1000
PG19	Importer information
PG20	Address of importer
PG21	POC of importer (Jane Smith)
PG24	Additional remarks

PG55 multiple entity role reporting

The PG55 record is used when the trade wants to provide additional roles performed by the same entity. Instead of repeating the PG21 multiple times to report additional roles, the PG55 can be used to provide that information.

In the following example, two entities (Jane Smith and Tom Jones) each perform three roles for Toyota. The PG21 record allows for one role to be provided. Therefore the PG55 is used since it can handle multiple roles.

```
PG19IM          TOYOTA NORTH AMERICA          1234 PEACHTREE STREET
PG20            ATLANTA            GA US30301
PG21CI1JANE SMITH          7062345678  JANE.SMITH@TOYOTAAMERICA.COM
PG55DFPIM
PG21CW TOM JONES 7062345678  TOM.JONES @TOYOTAAMERICA.COM
PG55INCDDO
```

PG60 Additional Reference Information

The PG60 can be used to provide data overflows to the PG07, PG19, PG21 and PG21. It can also be used to provide additional address lines (AD3, AD4, AD5) that the PG20 cannot accommodate.

For example, in a situation where the data element length for Entity Address 1 and 2, or Entity Name in the PG19 and 20 are not sufficient, the PG60 can be used to provide the overflow information. The data should begin in the original PG record and continue in the PG60, as needed. Similarly, for the PG21 record, if the length for the telephone, email or Individual Name are not sufficient, the PG60 can be used to capture that overflow information.

If distinct, separate address lines are needed altogether, the PG60 can be used to provide Entity Address lines 3-5 (AD3, AD4, AD5), accordingly.

PG00 Substitution Grouping

In situations where the trade finds it would be supplying identical information more than once within the PGA Message Set, a PG00 substitution grouping can be used, instead of repeating that information multiple times.



The PG00 substitution grouping can occur up to 9,999 times at each level. For example, if the trade were to provide 9,998 substitution groupings at the CBP entry summary header level, it could only provide one more grouping, at the CBP entry summary line level.

Please refer to the ACE Entry Summary Create/Update and the Cargo Release chapters for information on where the PG00 can be provided.

Here is an example of how substitution information related to a POC would be provided at the CBP entry header level using the PG00:

10
20
30
PG00S0001 (POC data has a 'start' indicator, along with a number)
PG19IM TOYOTA NORTH AMERICA 1234 PEACHTREE STREET
PG20 ATLANTA GA US30301
PG21IM JANE SMITH 7062345678 JANE.SMITH@TOYOTAAMERICA.COM
PG00E (POC data has an 'end' indicator, along with a number)
50 HTS code
OI
PG01
etc.

If the above were provided, then in the PGA message set portion of the transmission, in the exact location where the trade would have provided the above POC data individually (records PG19, PG20 and PG21), the trade would now instead provide the PG00 replacement indicator and number, which in this case would be PG00R0001.



Here is an example of how this substitution information would be provided in the PGA Message Set:

```
OI    TOYOTA SEDANS
PG01001EP VNEY          130.840-019
PG02P
PG10    V06  2011
PG143EP19EPAV01.0ABC-002      112312020
PG19MF          TOYOTA (JAPAN)
PG00R0001
PG22 942      CI EP2 Y01272011
PG24EP2A
```

The PG00 with an 'R' and with the substitution number, tells the system to REPLACE that entire PG00 record with the records included in the corresponding PG00,R0001 grouping. This replacement happens PRIOR TO PROCESSING (i.e., before any business or specification rules are run).

Here is an example of the substitution information as it would appear AFTER the data is replaced.

```
OI    TOYOTA SEDANS
PG01001EP VNEY          130.840-019
PG02P
PG10    V06  2011
PG143EP19EPAV01.0ABC-002      112312020
PG19MF          TOYOTA (JAPAN)
PG19IM          TOYOTA NORTH AMERICA      1234 PEACHTREE STREET
PG20          ATLANTA      GA US30301
PG21IM JANE SMITH      7062345678      JANE.SMITH@TOYOTAAMERICA.COM
PG22 942      CI EP2 Y01272011
PG24EP2A
```

Once the PG00 indicator in the message set is replaced by the corresponding data from the header, the PGA Message Set Specification rules and any PGA business rules will run accordingly, and the regular data relationship diagram rules will be enforced.

At this time, all validations related to the substitute data will be reported at the PGA level.

All PG00 occurrences within an entire transaction, should be unique and sequentially numbered, noted by a sequential number starting with 0001 and going up to 9,999.

The PG00 grouping indicators are not agency-specific and can be applied to one or more PGA data submissions in a given entry, as applicable.

