



<b>DATE</b>	August 6, 2024
<b>TO</b>	Board Members
<b>FROM</b>	Judith D. McLeod DNP, CPNP, RN Acting Supervising Nursing Education Consultant
<b>SUBJECT</b>	Education Division Report

**Staff Updates**

We currently have a vacant position within the Education Division. The Supervising Nursing Education Consultant position is currently vacant.

**Site Visits**

The Nursing Education Consultants (NEC's) have continued conducting onsite program visits, mostly related to the continued approval process. During the period of January 1, 2024, to March 31, 2024, the NEC's conducted 28 onsite program visits, including one visit that required the attendance of two NECs.

**Initial Approval of New School or Program**

Since October 2023, twenty-nine proposed programs submitted a Letter of Intent for Initial Approval of New School or Program. Twenty-eight of the proposed programs were vocational nursing programs, 20 were private programs and eight were community colleges. One application was from a psychiatric technician program. Eleven of the 29 proposed programs have been approved to start a vocational nursing program. Ten programs without deficiencies have been assigned to an NEC and are working toward program approval. One program was removed from the list due to inability to complete the proposed program process in the allotted time. The remaining five proposed programs have not submitted all required documentation with the Letter of Intent, and due to a lack of communication from the programs, have been removed from the Letter of Intent process. We have had six additional programs submit a Letter of Intent with the required documents in April through June of 2024. We have had four proposed programs approved as active programs since the last report. The psychiatric technician program that had applied has temporarily withdrawn their application but will be reapplying in the future.

## **Education Division Projects**

The Education Division continues to work on projects such as updating forms to comply with regulations and fees, reviewing Article 5 for both VN and PT for recommendations for regulatory revisions and the creation of a dashboard on the BVNPT website to relay analytics to prospective students and the public. The Education tab on the BVNPT's website continues to be reviewed for necessary updates, including pages for the LVN Fact Sheet, post-licensure certification, and continuing education and providers to facilitate public access and to help reduce the number of calls to our division. The Education Division has been working with the Enforcement and Licensing divisions to create a process for auditing licenses.

## **Education Division Events**

There were changes in Title IV Federal regulations that provide financial aid for students. The United States Department of Education (USDOE) approved regulations on Financial Value Transparency and Gainful Employment in October 2023. The DOE's regulations set the maximum length for an eligible program as the length prescribed in regulation by the State where the institution is located. The new regulations that were to take effect on July 1, 2024, are on hold. However, many programs decided to change their curriculum hours to comply with the state minimum requirement. Over fifty curriculum revisions have been approved at the Executive Officer meeting in the last three months. Conversations about this change continue to dominate the discussions with licensed vocational nursing and psychiatric technician programs.

The 2024 Spring Director Forum was held via Webex on May 8<sup>th</sup>. There were 134 programs represented at the Director Forum. It was an all-day event that included nationally known speakers Dr. Marianne Biangone, Dr. Keith Rischer and Jason Schwartz from the National Council of State Boards of Nursing. There were also presentations by the Office of Professional Examination Services, the Board President, Dr. Mountain, Dr. Roberta Thomson, Shelley Brown and the Licensing team, and Antoinette Wood, the Enforcement Division Chief. Topics included NCLEX NextGen, clinical judgment, creating a positive learning environment in the multigeneration classroom, and creating a learning environment as a mindful director. A presentation was given for the PT Directors by Office of Professional Examination Services related to examination development. The feedback from the Spring Director Forum included comments such as: "I find the information in these forums very useful." "Speaker's presentations were straight to the point, and lasted several hours but found myself fully engaged the entire time." "The best Director Forum I have ever been to." "I can't believe how amazing the Director Forum was, I have paid for conferences that weren't this good."



## **Education Division Statistical Data**

January 1, 2020 through December 31, 2024

## **Executive Summary**

**Approved Active Programs – VN**

Month	Total 2024	Total 2023	Total 2022	Total 2021	Total 2020
Jan	156	146	134	123	128
Feb	156	146	134	124	128
Mar	157	146	135	126	130
Apr	156	149	136	126	129
May	155	150	138	129	129
June	155	150	139	131	125
Jul		151	139	131	124
Aug		150	139	132	122
Sep		150	139	132	125
Oct		153	139	132	123
Nov		154	140	133	123
Dec		156	143	134	123

**Approved Active Programs – PT**

Month	Total 2024	Total 2023	Total 2022	Total 2021	Total 2020
Jan	10	11	11	12	13
Feb	10	11	11	12	13
Mar	10	11	11	12	13
Apr	10	11	11	12	13
May	10	11	11	12	14
June	10	11	11	12	12
Jul		10	11	12	12
Aug		10	11	11	12
Sep		10	11	11	12
Oct		10	11	11	12
Nov		10	11	11	12
Dec		10	11	11	12

**Provisionally Approved Active Programs – VN**

Month	Total 2024	Total 2023	Total 2022	Total 2021	Total 2020
Jan	2	5	9	14	11
Feb	3	5	9	14	10
Mar	2	5	7	12	10
Apr	3	4	7	12	13
May	6	4	6	11	13
June	6	4	5	9	12
Jul		4	5	9	12
Aug		4	5	9	14
Sep		4	5	9	14
Oct		3	5	9	13
Nov		3	5	9	14
Dec		2	5	9	14

**Provisionally Approved Active Programs – PT**

Month	Total 2024	Total 2023	Total 2022	Total 2021	Total 2020
Jan	1	1	1	1	1
Feb	1	1	1	1	1
Mar	1	1	1	1	1
Apr	1	1	1	1	2
May	1	1	1	1	2
June	1	1	1	1	1
Jul		1	1	1	1
Aug		1	1	2	1
Sep		1	1	2	1
Oct		1	1	2	1
Nov		1	1	2	1
Dec		1	1	2	1

**Assigned Proposed Programs – VN**

Month	Total 2024	Total 2023	Total 2022	Total 2021	Total 2020
Jan	9	10	10	10	20
Feb	11	14	10	9	19
Mar	11	12	18	9	17
Apr	11	11	18	9	16
May	11	11	14	18	16
June	11	12	14	18	16
Jul		11	13	17	16
Aug		12	12	16	14
Sep		11	12	15	17
Oct		11	12	15	14
Nov		10	11	13	13
Dec		10	10	11	13

**Assigned Proposed Programs – PT**

Month	Total 2024	Total 2023	Total 2022	Total 2021	Total 2020
Jan	0	0	0	0	1
Feb	0	0	0	0	0
Mar	0	0	0	0	0
Apr	0	0	0	0	0
May	1	0	0	0	0
June	1	0	0	0	0
Jul		0	0	0	0
Aug		0	0	0	0
Sep		0	0	0	2
Oct		0	0	0	0
Nov		0	0	0	0
Dec		0	0	0	0

**Unassigned Proposed Programs – VN**

Month	Total 2024	Total 2023	Total 2022	Total 2021	Total 2020
Jan	3	7	53	43	33
Feb	3	3	47	52	32
Mar	7	4	36	57	32
Apr	6	5	36	58	33
May	7	4	36	42	34
June	6	5	36	47	35
Jul		7	36	49	35
Aug		9	36	50	37
Sep		11	36	50	38
Oct		8	1	51	41
Nov		5	4	53	41
Dec		9	4	53	41

**Unassigned Proposed Programs – PT**

Month	Total 2024	Total 2023	Total 2022	Total 2021	Total 2020
Jan	0	0	3	2	1
Feb	0	0	3	2	1
Mar	0	0	2	3	1
Apr	1	0	2	3	1
May	0	0	2	3	1
June	0	0	2	3	1
Jul		0	2	3	1
Aug		0	2	3	1
Sep		0	2	3	1
Oct		0	0	3	1
Nov		0	0	3	1
Dec		0	0	3	1

\*\*These eight categories are captured on a monthly basis and do not accumulate into yearly totals.

**Complaints Received Regarding Approved Programs**

Month	Total 2024	Total 2023	Total 2022	Total 2021	Total 2020
Jan	27	12	8	10	5
Feb	20	8	1	16	8
Mar	13	4	5	10	7
Apr	7	7	10	5	2
May	11	4	9	3	16
June	25	7	12	7	1
Jul		14	16	2	10
Aug		9	9	3	10
Sep		14	13	8	7
Oct		22	11	4	10
Nov		16	8	11	12
Dec		28	1	10	7
<b>Total</b>	<b>103</b>	<b>145</b>	<b>103</b>	<b>89</b>	<b>95</b>

**Change Requests from Programs  
(# of times reviewed)**

Month	Total 2024	Total 2023	Total 2022	Total 2021	Total 2020
Jan	1,235	964	1,131	784	460
Feb	1,351	705	935	532	425
Mar	1,447	1,104	1,062	644	548
Apr	1,158	1,080	1,036	665	632
May	1,683	1,167	1,253	832	556
June	1,360	857	1,210	1,056	545
Jul		1,080	1,125	777	614
Aug		2,356	1,285	843	581
Sep		1,416	1,318	944	496
Oct		1,123	1,252	721	610
Nov		1,265	1,188	759	523
Dec		1,429	865	779	610
<b>Total</b>	<b>8,234</b>	<b>14,546</b>	<b>13,660</b>	<b>9,336</b>	<b>6,600</b>

**Faculty Approval Applications  
(# of times reviewed)**

Month	Total 2024	Total 2023	Total 2022	Total 2021	Total 2020
Jan	343	421	321	219	196
Feb	410	313	292	218	197
Mar	414	469	394	309	119
Apr	298	415	367	306	88
May	518	349	315	260	100
June	301	373	390	230	202
Jul		450	299	349	287
Aug		409	371	386	247
Sep		427	440	285	242
Oct		250	371	422	243
Nov		265	414	289	227
Dec		227	263	392	213
<b>Total</b>	<b>2,284</b>	<b>4,368</b>	<b>4,237</b>	<b>3,665</b>	<b>2,361</b>

**Faculty Approval Applications  
(# of times reviewed)**

Month	Total 2024	Total 2023	Total 2022	Total 2021	Total 2020
Jan	184	369	274	183	280
Feb	292	263	351	286	171
Mar	391	463	554	480	178
Apr	280	579	472	440	31
May	410	536	460	421	69
June	238	478	411	313	212
Jul		441	385	234	266
Aug		394	399	407	341
Sep		263	376	345	314
Oct		309	490	329	333
Nov		306	616	308	302
Dec		260	511	250	250
<b>Total</b>	<b>1,795</b>	<b>4,661</b>	<b>5,299</b>	<b>3,996</b>	<b>2,747</b>

**Reports for Executive Officer Review**

Month	Total 2024	Total 2023	Total 2022	Total 2021	Total 2020
Jan	14	19	20	10	20
Feb	4	12	10	6	15
Mar	19	4	28	5	11
Apr	20	17	10	8	5
May	22	24	32	11	15
June	34	18	19	19	12
Jul		6	6	8	20
Aug		8	13	9	8
Sep		13	9	10	13
Oct		8	3	13	20
Nov		6	24	18	6
Dec		12	2	1	11
<b>Total</b>	<b>113</b>	<b>147</b>	<b>176</b>	<b>118</b>	<b>156</b>

**Reports for Board Meetings**

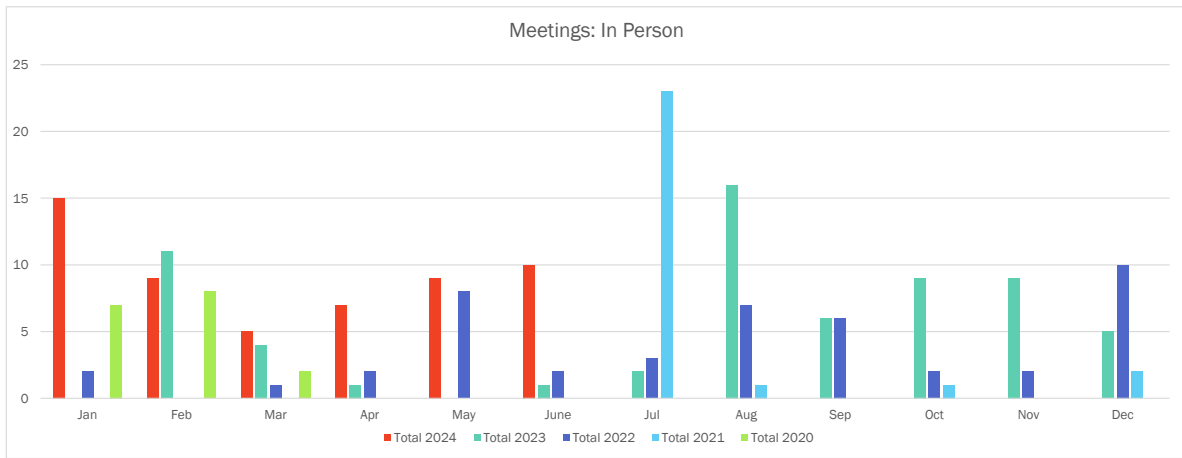
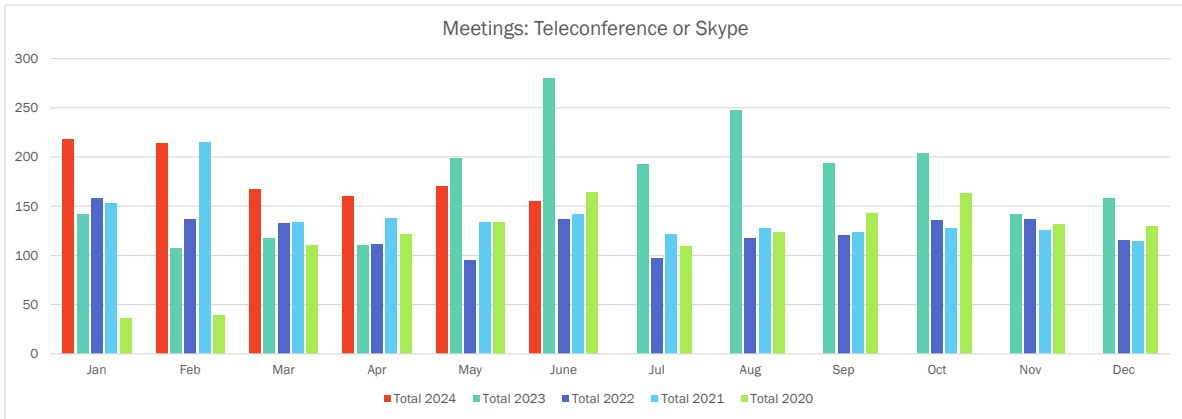
Month	Total 2024	Total 2023	Total 2022	Total 2021	Total 2020
Jan	0	0	4	9	8
Feb	4	1	8	8	9
Mar	0	2	1	1	6
Apr	4	0	1	2	8
May	6	3	3	12	9
June	0	0	4	3	4
Jul		1	5	2	9
Aug		4	1	6	10
Sep		0	0	1	4
Oct		1	0	1	8
Nov		3	5	5	8
Dec		0	0	1	8
<b>Total</b>	<b>14</b>	<b>15</b>	<b>32</b>	<b>51</b>	<b>91</b>

**Inspections: Onsite**

Month	Total 2024	Total 2023	Total 2022	Total 2021	Total 2020
Jan	3	2	5	1	4
Feb	9	8	2	1	3
Mar	1	6	6	1	2
Apr	12	3	5	4	0
May	10	2	10	1	0
June	7	3	5	3	0
Jul		4	6	7	1
Aug		6	6	11	1
Sep		6	6	5	1
Oct		7	5	3	0
Nov		6	0	1	0
Dec		4	3	5	0
<b>Total</b>	<b>42</b>	<b>57</b>	<b>59</b>	<b>43</b>	<b>12</b>

**Inspections: Program Record Surveys completed**

Month	Total 2024	Total 2023	Total 2022	Total 2021	Total 2020
Jan	1	2	4	7	11
Feb	5	4	1	5	3
Mar	5	6	8	5	7
Apr	0	4	6	5	7
May	1	1	6	2	1
June	0	3	6	2	1
Jul		5	2	7	5
Aug		2	5	10	3
Sep		2	2	5	1
Oct		2	5	9	3
Nov		3	5	3	3
Dec		3	2	0	7
<b>Total</b>	<b>12</b>	<b>37</b>	<b>52</b>	<b>60</b>	<b>52</b>

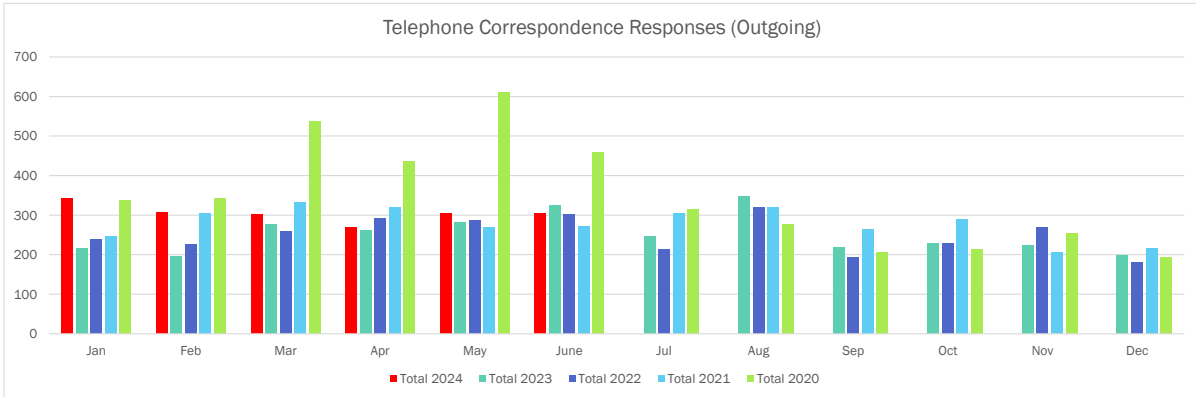
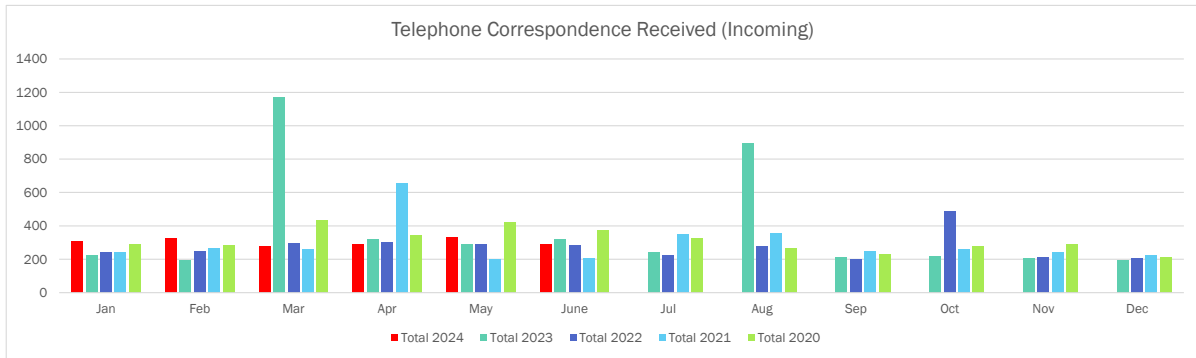


**Written Correspondence Received (Incoming)**

Month	Total 2024	Total 2023	Total 2022	Total 2021	Total 2020
Jan	4,603	3,200	3,738	3,655	2,729
Feb	4,466	1,746	3,863	4,393	2,593
Mar	4,298	3,287	4,017	3,737	3,717
Apr	4,394	3,275	3,381	3,426	3,328
May	4,054	4,939	3,705	3,334	3,322
June	3,954	4,000	3,904	3,545	2,588
Jul		3,676	2,824	3,252	2,518
Aug		5,148	3,264	3,302	2,688
Sep		5,133	2,668	3,463	2,514
Oct		5,137	3,190	3,842	2,875
Nov		3,907	2,985	3,489	2,690
Dec		3,792	2,470	3,298	2,741
<b>Total</b>	<b>25,769</b>	<b>47,240</b>	<b>40,009</b>	<b>42,736</b>	<b>34,303</b>

**Written Correspondence Responses (Outgoing)**

Month	Total 2024	Total 2023	Total 2022	Total 2021	Total 2020
Jan	2,660	2,328	2,955	3,065	1,957
Feb	2,806	1,598	3,188	3,565	1,952
Mar	2,929	4,062	2,927	2,998	2,942
Apr	2,667	4,119	2,790	2,141	2,864
May	3,388	3,631	2,902	2,557	2,556
June	2,855	3,053	3,227	2,835	2,262
Jul		2,292	2,047	2,696	2,708
Aug		2,525	2,584	2,740	2,365
Sep		3,191	2,784	2,598	2,374
Oct		2,907	2,008	2,870	2,602
Nov		2,438	2,420	2,681	2,368
Dec		1,903	1,638	2,505	2,282
<b>Total</b>	<b>17,305</b>	<b>34,047</b>	<b>31,470</b>	<b>33,251</b>	<b>29,232</b>



#### Scope of Practice Questions

Month	Total 2024	Total 2023	Total 2022	Total 2021	Total 2020
Jan	45	141	98	67	90
Feb	74	141	76	110	78
Mar	71	160	146	92	90
Apr	93	106	115	104	74
May	83	143	97	105	95
June	62	64	96	120	96
Jul		76	86	119	96
Aug		75	120	55	60
Sep		90	143	112	78
Oct		72	113	134	51
Nov		91	98	119	61
Dec		52	101	98	63
<b>Total</b>	<b>428</b>	<b>1,211</b>	<b>1,289</b>	<b>1,235</b>	<b>932</b>

#### Psychiatric Technician Examination Development Session Preparation

Month	Total 2024	Total 2023	Total 2022	Total 2021	Total 2020
Jan	7	16	2	0	10
Feb	4	0	1	0	19
Mar	5	41	0	0	1
Apr	2	14	1	0	2
May	1	1	0	1	2
June	3	2	1	0	0
Jul		0	0	0	0
Aug		0	0	0	0
Sep		11	36	2	0
Oct		9	26	0	0
Nov		3	13	0	0
Dec		2	16	4	0
<b>Total</b>	<b>22</b>	<b>99</b>	<b>96</b>	<b>7</b>	<b>34</b>

#### Intravenous Therapy/Blood Withdrawal Course Certification and CE Provider Applications

Month	Total 2024	Total 2023	Total 2022	Total 2021	Total 2020
Jan	24	33	18	34	22
Feb	37	90	18	39	18
Mar	2	39	30	24	12
Apr	35	13	62	8	10
May	20	15	28	29	10
June	13	30	16	18	27
Jul		10	5	8	22
Aug		26	49	21	19
Sep		21	21	15	42
Oct		22	26	30	55
Nov		18	15	35	39
Dec		24	22	1	40
<b>Total</b>	<b>131</b>	<b>341</b>	<b>310</b>	<b>262</b>	<b>316</b>

#### Intravenous Therapy/Blood Withdrawal Approved License Certifications Issued in Breeze

Month	Total 2024	Total 2023	Total 2022	Total 2021	Total 2020
Jan	544	145	248	269	353
Feb	503	798	345	297	295
Mar	258	866	449	313	375
Apr	166	566	404	407	248
May	68	348	221	576	155
June	789	526	239	522	254
Jul		263	259	334	368
Aug		275	217	449	380
Sep		313	195	298	434
Oct		523	247	351	462
Nov		301	312	273	313
Dec		210	570	378	421
<b>Total</b>	<b>2,328</b>	<b>5,134</b>	<b>3,706</b>	<b>4,467</b>	<b>4,058</b>