

Transition Ties

ALUMINUM FORMS	Product Code	Product Description	Length	Safe Working Load (LBS.)	Carton Qty.	Carton Weight	Min. One-Sided Wall		
							12"	18"	24"
	AC-4	Aluma-Coil™ Tie	4"	3750	100	24			
	AC-6	Aluma-Coil™ Tie	6"	3750	100	29			
	AC-4A AC-6A	Aluma-Coil™ Tie BENT	Specify angle of bend. Sample: AC-6A45						

1-1/8" RESI
For TRUFORM, and other "swing-latch" style form systems

	RC-4	Resi-Coil™ Tie	4"	2500	100	22			
	RC-6	Resi-Coil™ Tie	6"	2500	100	26			
	DBRC-7C	Deep Breakback Resi-Coil™ Tie 1-1/2" breakback with 1-1/4" x 1-1/2" cone	7"	2500	100	30			
	DBRC-9C	Deep Breakback Resi-Coil™ Tie 1-1/2" breakback with 1-1/4" x 1-1/2" cone	9"	2500	100	33			

MODULAR STEEL FRAME
For modular handset forming systems, such as Symons Steel-Ply®

	LC-4	Loop-Coil™ Tie (1" breakback)	4"	2800	100	22			
	LC-4C	Loop-Coil™ Tie with Cone (1" BB)	4"	2800	100	23			
	LC-6	Loop-Coil™ Tie (1" BB)	6"	2800	100	28			
	LCS-6	Loop-Coil™ Tie, Stainless	6"	2800	100	28			
	LC-6C	Loop-Coil™ Tie with Cone (1" BB) Cones available on other LC's--consult factory	6"	2800	100	28			
	LC-9W	Loop-Coil™ Tie with Water Seal (1" BB)	9"	2800	100	32			
	LC-7-2	Loop-Coil™ Tie (2" BB)	7"	2800	100	29			
	LCT-5	Turnbuckle Loop-Coil™ Tie	5"	2800	100	26			
	LCT-7	Turnbuckle Loop-Coil™ Tie Standard 1" breakback. Available in custom length and bent ends.	7"	2800	100	32			
	-C	Plastic Cones 1", 1-1/2", and 2" long cones, 1" diameter	Available on most LC and LCT Consult Factory						
		Longneck Loop-Coil™ Tie 1" breakback standard. Available with turnbuckle tie end. Any length from 6" to 50ft. Specify length from coil tie end to form face. Cones and waterseal also available.							
		Pre-Bent Loop-Coil™ Ties Specify angle and type of bend. Minimum charge applies. Consult factory for load rating.							

CAM-LOCK, SURE-LOCK, ANCHOR LOCK

	GC-4	Cam-Lock Loop-Coil™ Tie (self-centering cones)	4"	2250	100	23			
	GC-6	Cam-Lock Loop-Coil™ Tie (self-centering cones)	6"	2250	100	28			
	GA-577	#5 Anchor Lock Loop Coil Tie	7"	3250	50	21			

Standard Ties Highlighted **standard ties** have greatest adjustment range and lowest cost

Transition Ties

JOB-BUILT PLYWOOD

For job-built plywood forming. Button head ends with 1" cones standard. Other cone sizes available

Product Code	Description	Min. One-Sided Wall	Safe Working Load (LBS.)	Carton Qty.	Carton Weight			
SC-44	Snap-Coil™ Tie 4¾" tail; 1" BB with cone	4"	2800	100	25			
SC-64	Snap-Coil™ Tie 4¾" tail; 1" BB with cone	6"	2800	100	29			
SC-68	Snap-Coil™ Tie 8¼" tail; 1" BB with cone	6"	2800	100	34			
SC-48	Snap-Coil™ Tie 8¼" tail; 1" BB with cone	4"	2800	100	29			
		Custom Snap-Coil™ Ties		We can produce custom Snap-Coil™ Ties to meet your requirements. Specify length of L&W tail and length from form face to coil tie end.				

Standard Ties Highlighted **standard ties** have greatest adjustment range and lowest cost

OPTIONS

	Threading	All ½" coils can be tapped to accept ½"-13 machine threads. Add -NC to product code	
Zn	Zinc Plating	Two finishes available on some Transition Ties:	Electroplated zinc Hot-dipped galvanizing
SS	Stainless Steel	304 stainless steel versions of some Transition Ties are available.	

Coil Hardware

REBAR HOOKS

For connecting threaded rod to rebar at right angles. Multiple uses.

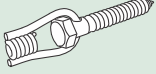



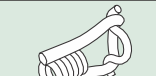


	Product Code	Description	Safe Working Load (LBS.)	Carton Qty.	Carton Weight			
	RH-6	Rebar Hook ½" coil rod to #6 or smaller rebar	1800	100	40			
	RHF-6	Rebar Hook for fiberglass ½" coil rod to #6 or smaller rebar	1800	100				
	RH-6NC	Rebar Hook ½" coil rod to #6 or smaller rebar; 1/2"-13 NC threads	1800	100	40			
	RH-48	Rebar Hook ½" coil rod to #8 or smaller rebar	3000	50	41			
	RH-8	Rebar Hook ¾" coil rod to #8 or smaller rebar	3000	50	48			
	RHF-8	Rebar Hook for fiberglass ¾" coil rod to #6 or smaller rebar	3200	25	42			
	RH-8D	Rebar Hook 15mm threadbar to #8 or smaller rebar	3000	50	49			

REBAR COIL CONNECTOR

For making right-angle connection between threaded rod and up to #11 rebar

	RHC-4	Rebar Coil Clamp, 1/2" coil 1/2" coil to #11 rebar	3000	50	33			
	RHC-6	Rebar Coil Clamp, 3/4" coil 3/4" coil to #11 rebar	3000	50	43			
	RHC-D15	Rebar Coil Clamp, 15mm coil 15mm rod to #11 rebar	3000	50	44			
	RHC-D20	Rebar Coil Clamp, 20mm coil 20mm rod to #11 rebar	3000	50	49			

Coil Hardware

	Product Code		Safe Working Load (LBS.)	Carton Qty.	Carton Weight			
COIL-LAG™ For attaching formwork to timber structures, such as soldier pile/wood lagging retaining walls	 SCL-4	Coil-Lag™ 3/4" x 5" lag bolt for 1/2" coil rod	3000	50	41			
	SCLF-4	Coil-Lag™ for fiberglass 1/2" coil rod						
	SCL-4NC	Coil-Lag™ for 1/2" coil rod and 1/2"-13NC MACHINE THREADS	3000	50	41			
	SCL-4-10	Coil-Lag™ 3/4" x 10" lag bolt for 1/2" coil rod	3000	25	34			
	SCL-6	Coil-Lag™ for 3/4" coil rod	3000	50	51			
	SCL-D15	Coil-Lag™ for 15mm "euro" rod	3000	50	52			
COIL-STUD™ For attaching formwork to steel structures, such as H-piles or sheet piling. Attached with stud gun	 SCS-4	Coil-Stud™ arc weld stud with swivel loop for 1/2" coil rod	4500	50	32			
	SCS-4NC	Coil-Stud™ arc weld stud with swivel loop for 1/2" coil rod and 1/2"-13NC MACHINE THREADS	4500	50	32			
	SCS-6	Coil-Stud™ arc weld stud with swivel loop for 3/4" coil rod	4500	50	42			
	SCS-D15	Coil-Stud™ arc weld stud with swivel loop for 15mm "euro" rod	4500	50	43			
COIL WELD ANGLE BRACKET For attaching formwork to steel structures, such as H-piles or sheet piling. Manually welded.	 CWA-4	Coil Weld Angle Bracket™ with swivel loop for 1/2" coil rod	4500	50	40			
	CWA-4NC	Coil Weld Angle Bracket™ with swivel loop for 1/2" coil rod and 1/2"-13NC MACHINE THREADS	4500	50	40			
	CWA-6	Coil Weld Angle Bracket™ with swivel loop for 3/4" coil rod	4500	50	50			
	CWA-D15	Coil Weld Angle Bracket™ for 15mm "euro" rod	4500	50	51			
ANCHORBAR Bolt-down attachment bracket	 AB-4	AnchorBar™ bolt-down, weldable attachment bracket with swiveling 1/2" coil loop	3000	50	38			
	ABF-4	AnchorBar™ for fiberglass 1/2" coil rod	3000	50	38			
STUD TIE For attachment to existing 3/4" headed shear connector studs	 STT-6	Stud Tie™ for attachment of 1/2" coil rod to 3/4" weld stud	3000	100	28			
COIL LOOP	 LB-4	Coil Loop 1/2" coil loop fits over #9 rebar; not rated as insert	4500	100	24			
	LBS-4	Coil Loop, Stainless	4500	100	24			
OPTIONS	Zn	Zinc Plating Two finishes available: _____	_____	_____	_____			
			Electroplated zinc					
	 Threading	All 1/2" coils can be tapped to accept 1/2"-13 machine threads. Add -NC to product code						

Coil Hardware

COIL ROD

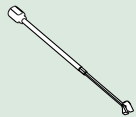
Hi-strength rolled threads, rolled to exact length, not cut



			Carton/Bundle Qty.	Carton Weight	Per Pc. Weight			
CR4-4	Coil Rod, 1/2" x 4"	9000	100	19	0.18			
CR4-5	Coil Rod, 1/2" x 5"	9000	100	23	0.22			
CR4-6	Coil Rod, 1/2" x 6"	9000	100	28	0.27			
CR4-7	Coil Rod, 1/2" x 7"	9000	25	8	0.31			
CR4-8	Coil Rod, 1/2" x 8"	9000	25	9	0.35			
CR4-9	Coil Rod, 1/2" x 9"	9000	25	10	0.40			
CR4-10	Coil Rod, 1/2" x 10"	9000	25	11	0.44			
CR4-11	Coil Rod, 1/2" x 11"	9000	25	13	0.49			
CR4-12	Coil Rod, 1/2" x 12"	9000	25	14	0.53			
CR4-13	Coil Rod, 1/2" x 13"	9000	25	15	0.58			
CR4-14	Coil Rod, 1/2" x 14"	9000	25	16	0.62			
CR4-15	Coil Rod, 1/2" x 15"	9000	25	17	0.67			
CR4-16	Coil Rod, 1/2" x 16"	9000	25	18	0.71			

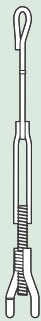
HARPOON

For cutting slits in Stay-Form mesh



HPT	Harpoon™ impact tool for cutting double slits in Stay-Form mesh	1		10			
HPTT	Replacement Blade Tip for Harpoon tool	1		1			

STAY-FORM BLIND SIDE LOOP TIE



SFTL-8	Stay-Form Blind Side Loop Tie, 8" wall	2250	50	39	0.79			
SFTL-10	Stay-Form Blind Side Loop Tie, 10" wall	2250	50	41	0.81			
SFTL-12	Stay-Form Blind Side Loop Tie, 12" wall	2250	50	42	0.84			
SFTL-14	Stay-Form Blind Side Loop Tie, 14" wall	2250	25	22	0.87			
SFTL-16	Stay-Form Blind Side Loop Tie, 16" wall	2250	25	23	0.89			
SFTL-18	Stay-Form Blind Side Loop Tie, 18" wall	2250	25	24	0.92			
SFTL-20	Stay-Form Blind Side Loop Tie, 20" wall	2250	25	25	0.94			
SFTL-22	Stay-Form Blind Side Loop Tie, 22" wall	2250	25	26	0.97			
SFTL-24	Stay-Form Blind Side Loop Tie, 24" wall	2250	25	27	1.00			

STAY-FORM BLIND SIDE SNAP TIE

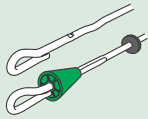


SFTS-8 SE	Stay-Form Blind Side Snap Tie, 8", 4-3/4" tail	2250						
SFTS-8 LE	Stay-Form Blind Side Snap Tie, 8", 8-1/4" tail	2250						
SFTS-10 SE	Stay-Form Blind Side Loop Tie, 10", 4-3/4" tail	2250						
SFTS-10 LE	Stay-Form Blind Side Loop Tie, 10", 8-1/4" tail	2250						
SFTS-12 SE	Stay-Form Blind Side Loop Tie, 12", 4-3/4" tail	2250						
SFTS-12 LE	Stay-Form Blind Side Loop Tie, 12", 8-1/4" tail	2250						
SFTS-14 SE	Stay-Form Blind Side Loop Tie, 14", 4-3/4" tail	2250						
SFTS-14 LE	Stay-Form Blind Side Loop Tie, 14", 8-1/4" tail	2250						

Custom Ties

LOOP TIES

For Steel Ply® and equivalent steel-frame modular form panels



Heavy-Duty Loop Panel Ties for Steel Ply and Equivalents

Loop ties made to order on a quick-turnaround basis. Virtually any configuration of length, breakback, material, waterseal, or end style made to your requirements.

Safe Working Load <i>Standard Tie</i>	3000 lbs, 2-to-1 safety factor
Safe Working Load <i>Stainless Tie</i>	2800 lbs, 2-to-1 safety factor
Wall thickness range	4 inches to 50 feet, in any fraction, to 1/16"
Wire Material	Carbon steel, 304 stainless ¹
Waterseal Available	Neoprene washer
Cone lengths available	1", 1-1/2", 2" ²

¹ 316 stainless available on special order
² Cone diameter 1" standard; other diam's available

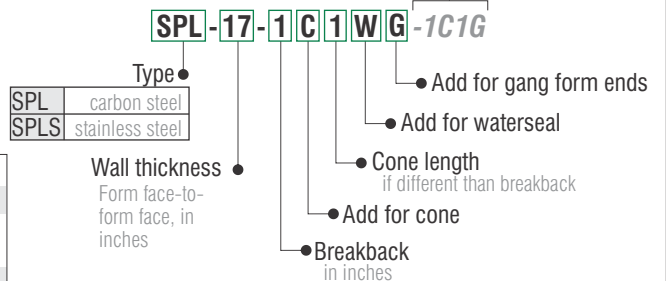
FAST TURNAROUND

Most custom tie orders shipped in 3 days or less. Tell us your needs and we will work to deliver the ties when and where they are needed.

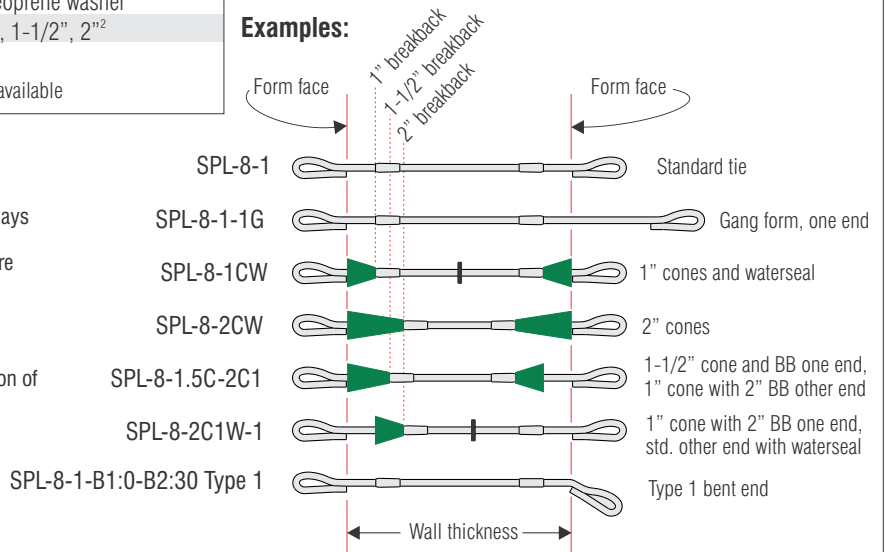
ANY CONFIGURATION

We can make loop ties to meet any specification. Virtually any configuration of length, breakback depth, or end arrangement is possible.

Product Code:

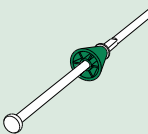


Examples:



BUTTON HEAD SNAP TIES

For job-built plywood forms



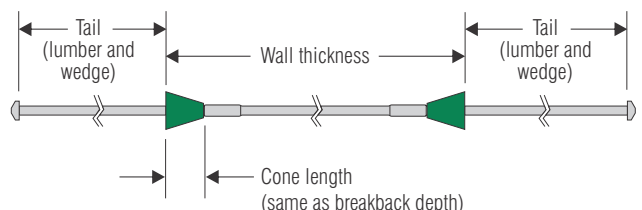
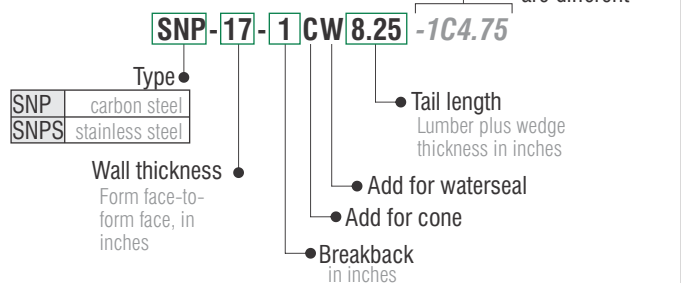
Button Head Snap Ties for Job-Built Forms

Standard-duty snap ties, with plastic cone standard. Available in a wide range of wall thicknesses, tail lengths, breakback depths.

Safe Working Load	2800 lbs, 2-to-1 safety factor
Wall thickness range	4 inches to 50 feet, in any fraction, to 1/16"
Wire Material	Carbon steel, 304 stainless ¹
Waterseal Available	Neoprene washer
Cone lengths available	1", 1-1/2", 2" ²
Tail length	1" minimum, to any length

¹ 316 stainless available on special order
² Cone diameter 1" standard; other diam's available

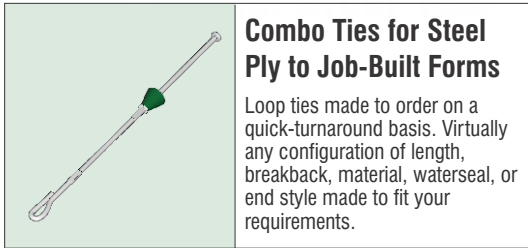
Product Code:



Custom Ties

COMBO TIES

For joining Steel Ply® and equivalent steel-frame modular form panels to job-built and other formwork



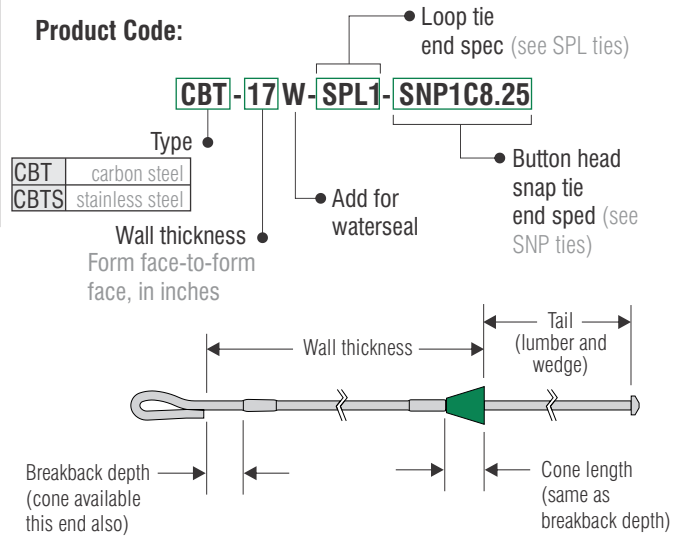
Combo Ties for Steel Ply to Job-Built Forms

Loop ties made to order on a quick-turnaround basis. Virtually any configuration of length, breakback, material, waterseal, or end style made to fit your requirements.

Safe Working Load	2800 lbs, 2-to-1 safety
Wall thickness range	4 inches to 50 feet, in any fraction, to 1/16"
Wire Material	Carbon steel, 304 stainless ¹
Waterseal Available	Neoprene washer
Cone lengths available	1", 1-1/2", 2" ²

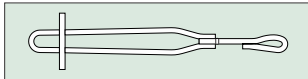
¹ 316 stainless available on special order
² Cone diameter 1" standard; other diam's available

Product Code:



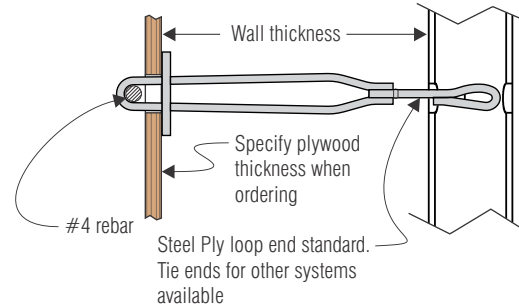
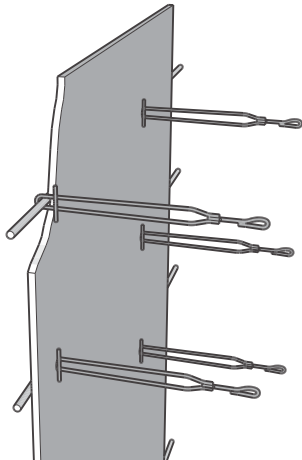
PLYWOOD BLIND SIDE WALL TIES

Blind side forming solution



Plywood Blind Side Wall Ties

These ties make it possible to form blind side walls (too close to existing structures to strip standard form panels) using inexpensive plywood and #4 rebar.


























Part	Weight (lbs)
PBT-6 Plywood Blind Side Wall Tie, 6" for Steel Ply forms	0.22
PBT-8 Plywood Blind Side Wall Tie, 8" for Steel Ply forms	0.27
PBT-10 Plywood Blind Side Wall Tie, 10" for Steel Ply forms	0.31
PBT-12 Plywood Blind Side Wall Tie, 12" for Steel Ply forms	0.35
PBT-14 Plywood Blind Side Wall Tie, 14" for Steel Ply forms	0.39
PBT-16 Plywood Blind Side Wall Tie, 16" for Steel Ply forms	0.43

Other sizes and configurations available: consult factory

TIE ACCESSORIES

	CP-1X1	Plastic Cone 1" diameter by 1" length	0.006
	CP-1X1.5	Plastic Cone 1" diameter by 1½" length	0.012
	CP-1X2	Plastic Cone 1" diameter by 2" length	0.015
	CPF-1X1	Snap-on Plastic Cone Snaps onto existing tie. 1" dia. x 1" length	0.006
	WWN-50	Waterseal Washer, Neoprene for 0.226" to 0.280" diameter wire	0.002

1- 1/8" Hardware

		Product Code		Carton Qty.	Carton Weight	
BREAK-OFF TOOLS Snap off resi ties		BT-2	Low-Cost Break-off Tool carbon steel with hex shoulder bolt wrench	50	42	
		BT-10	The TieBreaker premium tool steel head with vinyl grip	20	23	
OUTSIDE CORNER CLIPS Replace full-height metal corners with low-cost, versatile clips		CC-22	Angle Corner Clip, 22.5° outside corner clip	50	22	
		CC-30	Angle Corner Clip, 30° outside corner clip	25	13	
		CC-45	Angle Corner Clip, 45° outside corner clip	50	29	
		CC-90	Angle Corner Clip, 90° outside corner clip	25	25	
STACKING HARDWARE Three different ways to add extra height to 1-1/8" form panels		HC-112	Panel Clip, 1-1/8" to 1-1/8"	50	20	
		HC-150	Stacking Clip, 1-1/8" to 1-1/2" for stacking "2 by" lumber on 1-1/8" forms	50	25	
		SP-1	Stacking Plate for catching a tie when stacking panels	100	35	
SMALL HARDWARE		EC-100	Corner "E" Clip for joining latch-less corners and narrow filler panels	100	35	
		OC-250	Offset Clip for joining panels where there is a step-up in the footing	50	23	
		ST-100	Half Clip for catching a tie where there is no room to swing a latch	250	29	
		CWCO	Curved Wall Clip, OUTSIDE make radius walls with narrow fillers	50	22	
		CWCI	Curved Wall Clip, INSIDE make radius walls with narrow fillers	50	20	
WALER BRACKETS Brackets for holding "2 by" stock edgewise against the form panels		TWC-450	Top Waler Clamp for holding 2 x 4 top waler to top of 1-1/8" form panels	25	34	
		WBW-4	Waler with Wedge, 4" attaches to hex shoulder bolt and holds 2 x 4 waler	25	35	
		WB-6	Waler Bracket, 6" attaches to hex shoulder bolt and holds 2 x 6 waler	10	24	
		WB-8	Waler Bracket, 8" attaches to hex shoulder bolt and holds 2 x 8 waler	10	32	
		WB-10	Waler Bracket, 10" attaches to hex shoulder bolt and holds 2 x 10 waler	10	38	
		WB-12	Waler Bracket, 12" attaches to hex shoulder bolt and holds 2 x 12 waler	10	44	
STRONGBACK CLAMP		SBC-4	Strongback Clamp for holding 2x4 strongbacks	10	16	
		SBC-8	Strongback Clamp for holding 2x4 strongbacks over 2x4 walers	10	25	
	SBL-20	Scaffold Bracket, 20", "4-bar" Forms for 24" bar spacing			11.8	
	SBM-20	Scaffold Bracket, 20", "5-bar" Forms for 20" bar spacing			11.2	
	SBH-20	Scaffold Bracket, 20", "6-bar" Forms for 16" bar spacing			10.7	
	SBU-24	Scaffold Bracket, 24", Universal for 16", 20", or 24" bar spacing			13.9	

1-1/8" Hardware

REPLACEMENT HARDWARE

	HSB-80	Hex Shoulder Bolt replacement bolt for 1-1/8" form panels	250	11	
	TTN-1	Tee Nut mating fastener for shoulder bolt	250	8	
	TTF-1	Flat Head Screw for panel bars 14" and over in length	250	6	
	TLF	Full Latch standard, full panel latch	50	34	
	TLZ	Outside Corner Latch for 1x1 outside corners	50	15	
	TLH	Inside Corner Latch for all inside corners	50	26	
	TLN	Narrow Filler Latch for 4" and 5" filler panels	50	18	

DEEP BREAKBACK RESI-TIES

Resi-ties with an
1-1/2" breakback
depth.

With optional cones
and neoprene
waterseal washer.

	DB-8	Deep Breakback Resi-Tie, 8" 1-1/2" breakback, NO CONES	0.22	
	DB-10	Deep Breakback Resi-Tie, 10" 1-1/2" breakback, NO CONES	0.26	
	DB-12	Deep Breakback Resi-Tie, 12" 1-1/2" breakback, NO CONES	0.29	
	DB-14	Deep Breakback Resi-Tie, 14" 1-1/2" breakback, NO CONES	0.33	
	DB-16	Deep Breakback Resi-Tie, 16" 1-1/2" breakback, NO CONES	0.36	
	DB-18	Deep Breakback Resi-Tie, 18" 1-1/2" breakback, NO CONES	0.40	
	DB-20	Deep Breakback Resi-Tie, 20" 1-1/2" breakback, NO CONES	0.43	
	DB-22	Deep Breakback Resi-Tie, 22" 1-1/2" breakback, NO CONES	0.47	
	DB-24	Deep Breakback Resi-Tie, 24" 1-1/2" breakback, NO CONES	0.50	
		-W	add neoprene washer waterseal add to base DB price	
	-C	add 1-1/4" x 1-1/2" cones add to base DB price		
	-CW	add both cones and waterseal add to base DB price		
DBS-	Type 304 stainless steel		consult factory	

Other sizes available on a quick-turnaround basis.
Also available in corrosion-resistant finishes: consult factory

OFFSET RESI-TIES

	RTOF-16-7	Offset Resi-Tie	Tie Length: 16"	Tie Offset: 7"	Wall Thickness: 8"	Wall Jog: 8"	Carton Qty.: 100	Box Weight (lbs): 36	
	RTOF-8-7	Offset Resi-Tie	8"	7"	8"	10"	100	25	
	RTOF-8-5	Offset Resi-Tie	8"	5"	8"	12"	100	23	
	RTOF-18-9	Offset Resi-Tie	18"	9"	10"	8"	100	41	
	RTOF-10-9	Offset Resi-Tie	10"	9"	10"	10"	100	30	
	RTOF-10-7	Offset Resi-Tie	10"	7"	10"	12"	100	28	
	RTOF-20-11	Offset Resi-Tie	20"	11"	12"	8"	100	45	
	RTOF-12-11	Offset Resi-Tie	12"	11"	12"	10"	100	34	
	RTOF-12-9	Offset Resi-Tie	12"	9"	12"	12"	100	32	

1-1/8" Hardware

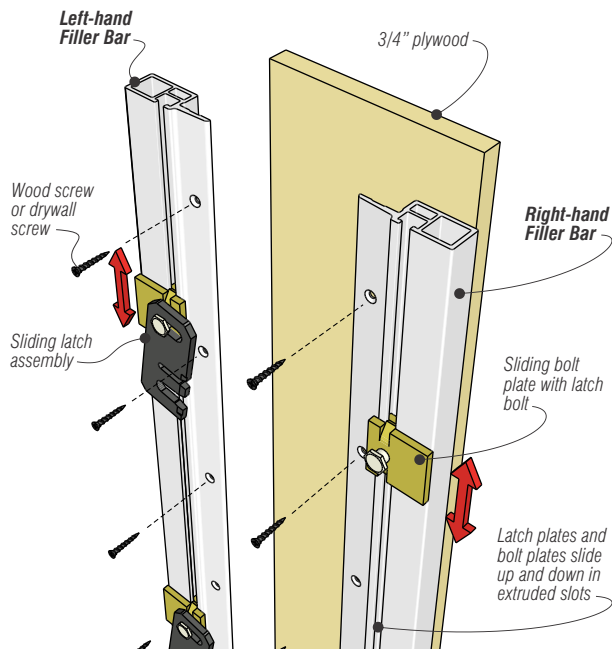
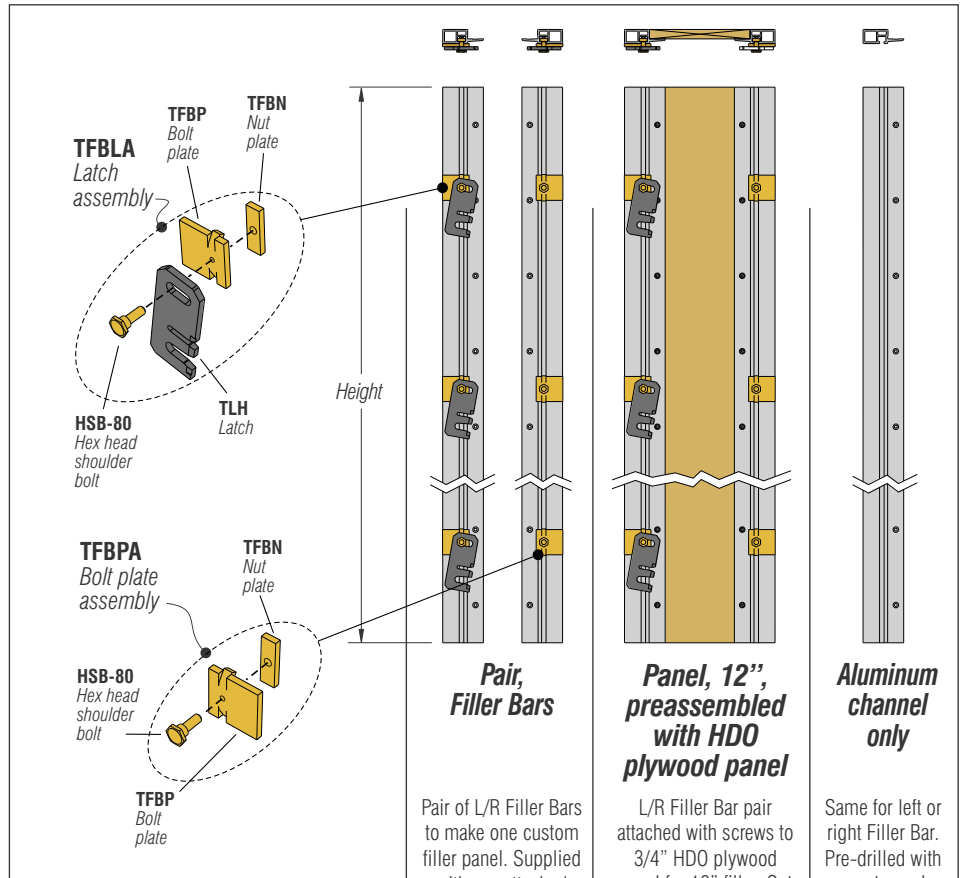
All-Purpose Job-Built Filler Bars

Make your own custom filler panels or transition panels on the spot

TRUFORM® Filler Bars™ are strong, extruded aluminum channels with attached, sliding latch hardware to connect 1-1/8" form panels to 3/4" plywood. With Filler Bars, you can make custom fillers on the job with inexpensive 3/4" plywood for a myriad of uses.

FEATURES:

- Aluminum channels are lightweight, strong, and corrosion-resistant
- Latches and bolt plates can be easily moved to match any bar pattern
- Use inexpensive 3/4" plywood to make your own fillers



Height	Product Code	TFB-48	TFB-48PAN	TFB-48A
4 ft	No. of Latches	3	3	
	Weight	15 lbs	21 lbs	5.1 lbs
5ft-4in	Product Code	TFB-64	TFB-64PAN	TFB-64A
	No. of Latches	4	4	
	Weight	18 lbs	27 lbs	6.8 lbs
8 ft	Product Code	TFB-96	TFB-96PAN	TFB-96A
	No. of Latches	6	6	
	Weight	29 lbs	42 lbs	10.2 lbs
9 ft	Product Code	TFB-108	TFB-108PAN	TFB-108A
	No. of Latches	6	6	
	Weight	32 lbs	46 lbs	11.5 lbs
9ft-4in	Product Code	TFB-112	TFB-112PAN	TFB-112A
	No. of Latches	7	7	
	Weight	34 lbs	49 lbs	11.9 lbs
10 ft	Product Code	TFB-120	TFB-120PAN	TFB-120A
	No. of Latches	7	7	
	Weight	35 lbs	52 lbs	12.7 lbs


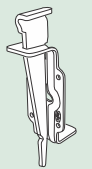
1-1/8" Hardware

**OTHER
1-1/8"
ACCESSORIES**

			Carton Qty.	Carton Weight (lbs)	
	TBTF	Turnbuckle Brace for straightening walls. Nail to 2x4 or other pole		5.7	
	SFG-112	StringFinger™ holds wall-alignment string precisely at corners. Spring-clips onto 1-1/8" form panels without nails.	100	22	
	HDTF-8	Hold-down Bracket for securing forms to footings or slabs Use to prevent uplift on battered walls.	25	37	
	CDTF-3	Cover Disk, Tie Notch for covering the tie notches in form panels Prevents notches from filling with concrete.	250	14	

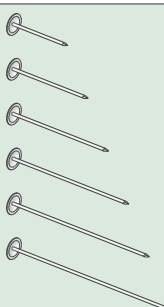
Other Hardware

**ALUMINUM
FORM
HARDWARE**

			Carton Qty.	Carton Weight (lbs)	
	AFC-1	QuickClamp for Aluminum Forms for 2", 4", and 6" foam 8" vertical leg	25	23	
	AFC-2	QuickClamp for Aluminum Forms for 2", 4", and 6" foam 4" vertical leg	25	20	
	ZW-2	Z Waler for 2 x 4 lumber on Steel Ply forms	50	33	
	ZW-3	Z Waler for 3 x 4 lumber on Steel Ply forms	50	39	

FOAM NAILS

For temporary attachment of rigid foam panels to inside of plywood forms for forming brickledge, beam pockets, etc.

	FN-250	Foam Nail for 2" Foam (100pc retail box)	1000	18	
	FN-350	Foam Nail for 3" Foam (100pc retail box)	1000	20	
	FN-450	Foam Nail for 4" Foam (100pc retail box)	1000	24	
	FN-550	Foam Nail for 5" Foam (100pc retail box)	1000	27	
	FN-650	Foam Nail for 6" Foam (50pc retail box)	500	17	
	FN-750	Foam Nail for 7" Foam (25pc retail box)	250	10	

Other Hardware

MISC. HARDWARE

			Carton Qty.	Carton Weight
	BC-300	Box Form Clamp, 3"	25	22
	BC-350	Box Form Clamp, 3-1/2"	25	22
	BP-12	Steel Beam Pocket, 12" smooth, easy-release, reusable	2	25
	TWC-425	Top Waler Clamp, 3/4" for 3/4" plywood panels	25	33
	PCW-750	Plastic Cone Removal Wrench for 1/2" coil tie plastic cones	10	10

FORM CAGES

Lifting cages for storing and transporting form panels, fillers, and corners. High-strength lifting bar for placement by boom truck or crane.

			Panel Height	Inside Width	Outside Width	Weight
	CGTP-48-40	Panel Cage, 4ft for 4ft x 2ft panels	4ft	40"	43"	
	CGTF-48-40	Filler Cage, 4ft for 4ft fillers; specify filler widths	4ft	40"	43"	
	CGTP-72-40	Panel Cage, 6ft for 6ft x 2ft panels	6ft	40"	43"	162
	CGTF-72-40	Filler Cage, 6ft for 6ft fillers; specify filler widths	6ft	40"	43"	211
	CGTP-96-40	Panel Cage, 8ft for 8ft x 2ft panels	8ft	40"	43"	172
	CGTF-96-40	Filler Cage, 8ft for 8ft fillers; specify filler widths	8ft	40"	43"	221
	CGTP-112-40H	Panel Cage, 9ft-4in with hinged lift bar; for 9ft-4in x 2ft panels	9ft-4in	40"	43"	
	CGTF-112-40H	Filler Cage, 9ft-4in with hinged lift bar for 9ft-4in fillers; specify filler widths	9ft-4in	40"	43"	
	CGTP-120-40H	Panel Cage, 10ft with hinged lift bar for 10ft x 2ft panels	10ft	40"	43"	190
	CGTF-120-40H	Filler Cage, 10ft with hinged lift bar for 10ft fillers; specify filler width	10ft	40"	43"	239
Choose from two standard sizes: - 40" inside width/43" outside width (shown above) - 38" inside width/41" outside width			Other sizes available: contact factory			

Footing Brackets

STACKING SPREADERS

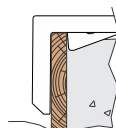
For use with Stacking Clips and lumber to add height to form panels

			Box Qty.	Box Weight
	FB-80	Stacking Spreader, 8" for single pair of 1-1/2" planks, white	10	22
	FB-100	Stacking Spreader, 10" for single pair of 1-1/2" planks, white	10	24
	FB-120	Stacking Spreader, 12" for single pair of 1-1/2" planks, white	10	26

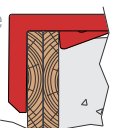
FOOTING BRACKETS

Lightweight, strong, compact brackets for "2 by" lumber footings

Single



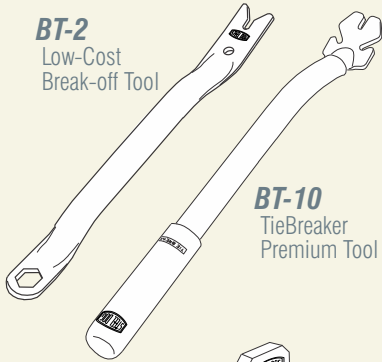
Double



			Box Qty.	Box Weight
	FB-160	Footing Bracket, 16" Single for single pair of 1-1/2" planks, white	10	30
	FB-160D	Footing Bracket, 16" Double for overlapping pair of 1-1/2" planks, red	10	33
	FB-180	Footing Bracket, 18" Single for single pair of 1-1/2" planks, white	10	32
	FB-180D	Footing Bracket, 18" Double for overlapping pair of 1-1/2" planks, red	10	35
	FB-200	Footing Bracket, 20" Single for single pair of 1-1/2" planks, white	10	34
	FB-200D	Footing Bracket, 20" Double for overlapping pair of 1-1/2" planks, red	10	37
	FB-240	Footing Bracket, 24" Single for single pair of 1-1/2" planks, white	10	38
	FB-240D	Footing Bracket, 24" Double for overlapping pair of 1-1/2" planks, red	10	41
	FB-300	Footing Bracket, 30" Single for single pair of 1-1/2" planks, white	10	43

General Hardware

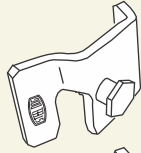
BT-2
Low-Cost
Break-off Tool



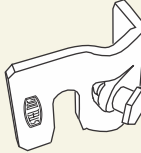
BT-10
TieBreaker
Premium Tool



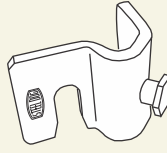
CC-22
22 1/2°



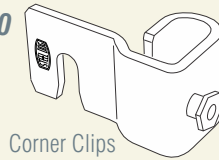
CC-30
30°



CC-45
45°



CC-90
90°



Corner Clips

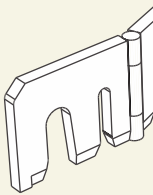
EC-100
Corner "E" Clip



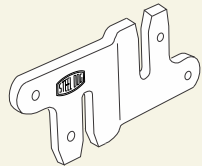
ST-100
Half Clip



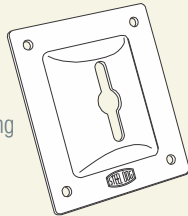
CWCO
Curved Wall Clip
OUTSIDE



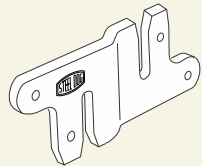
CWCI
Curved Wall Clip
INSIDE



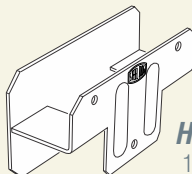
SP-1
Stacking
Plate



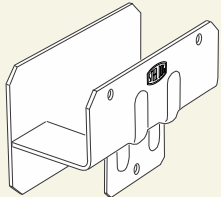
OC-250
Offset Clip



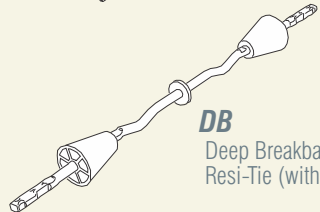
HC-112
1-1/8" to 1-1/8"
Panel Clip



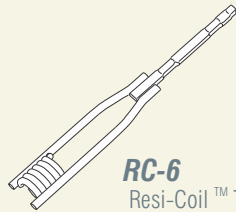
HC-150
1-1/8" to 1-1/2"
Stacking Clip



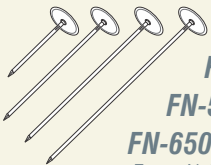
DB
Deep Breakback
Resi-Tie (with cones)




RC-6
Resi-Coil™ Tie



FN-250
FN-450
FN-550
FN-650
Foam Nails




BP-12
Steel
Beam Pocket




Waler Brackets

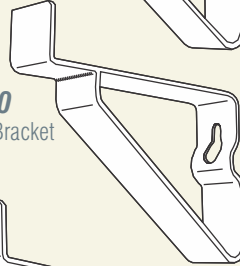
WB-6
Waler Bracket
6"



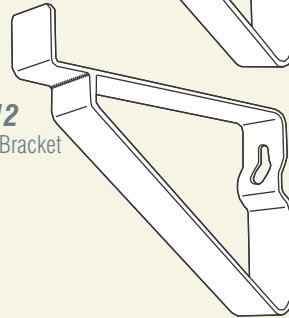
WB-8
Waler Bracket
8"



WB-10
Waler Bracket
10"



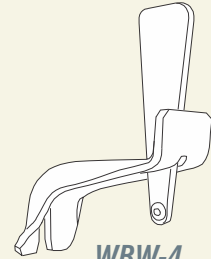
WB-12
Waler Bracket
12"



TWC-450
Top Waler Clamp
1-1/8"



WBW-4
Waler Bracket
4" with Wedge



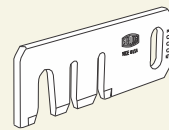
Replacement Parts



HSB-80
Hex Shoulder
Bolt

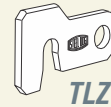


TTN-1
Tee Nut

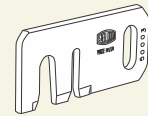


TLF
Full Latch

TTF-1
Flat Head
Screw




TLZ
Outside 1x1
Corner Latch



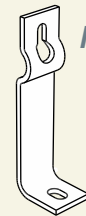
TLH
Inside Corner
Latch

Other Parts

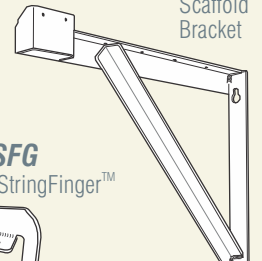
TBTF
Turnbuckle
Brace



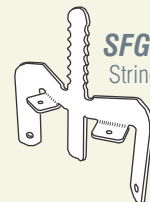
HDTF-8
Hold-down
Bracket



SBH-20
Scaffold
Bracket



SFG
StringFinger™





Effective
August 6, 2018

Product Catalog

Ordering Information

MINIMUM ORDER

No minimum. Custom ties and other made-to-order products subject to \$20 setup charge.

BROKEN BOX CHARGE

Order quantities less than package quantity subject to \$15 broken box charge.

SHIPPING METHODS

All of our products are boxed for immediate shipment via parcel services or common carrier. Unless otherwise specified, we will ship Best Way. We ship most orders under 500 lbs via UPS or Fedex Ground. For best rates on parcel shipments, consider ordering 200 lbs or more to qualify for UPS Hundredweight or Fedex Multiweight rates.

Orders placed before 3:00pm Eastern Time for parcel shipments of in-stock items will usually ship the same day.

We are happy to fill your requirements for expedited or air shipments and drop shipments to customer job sites: please call us with your needs.

SHIPPING CHARGES

We work with a number of carriers to obtain the best rates and fastest transit times. We can help reduce your freight cost or transit time depending on your need. Please call us for an exact freight quote. We can Prepay and Add or, if you prefer, we can use your carrier and send freight collect. All shipments are FOB Westport, MA 02790.

FREE FREIGHT

We pay the freight on any orders of \$5000 or more of standard, boxed hardware, going to a single address via ground parcel service or normal common carrier.

PAYMENT

Our standard terms are Net 30 days.

ORDERING

Please call, fax, or email us at:

TEL 800-540-3676
FAX 508-636-4055
sales@steel-dog.com

TITCOMB BROS. MFG.
251 Forge Rd.
Westport, MA 02790

