



The AU-EU Innovation Agenda on the One Year Anniversary of its adoption

A MONITORING, EVALUATION
AND LEARNING FRAMEWORK
TO ASSESS THE IMPACT
OF THIS JOINT AGENDA

 **Global
Gateway**



About the Agenda



The Joint [African Union \(AU\) – European Union \(EU\) Innovation Agenda](#) is an unprecedented 10-year policy initiative that aims to foster the translation of Research and Innovation (R&I) into tangible positive socio-economic impact on the ground: products, services, businesses and jobs, in Africa and Europe. It was politically adopted by AU and EU Ministers of R&I on 19 July 2023.

/ The Objectives of the Agenda

1.

Make it real

Translate innovative capacities and achievements into tangible outputs, supporting sustainable growth and jobs, in particular for the youth.

2.

Generate impact by design

Foster - strengthen innovation ecosystems to enhance socio-economic impact.

3.

Strengthen people, communities and institutions

Develop sustainable, long lasting and mutually beneficial higher education and R&I partnerships.

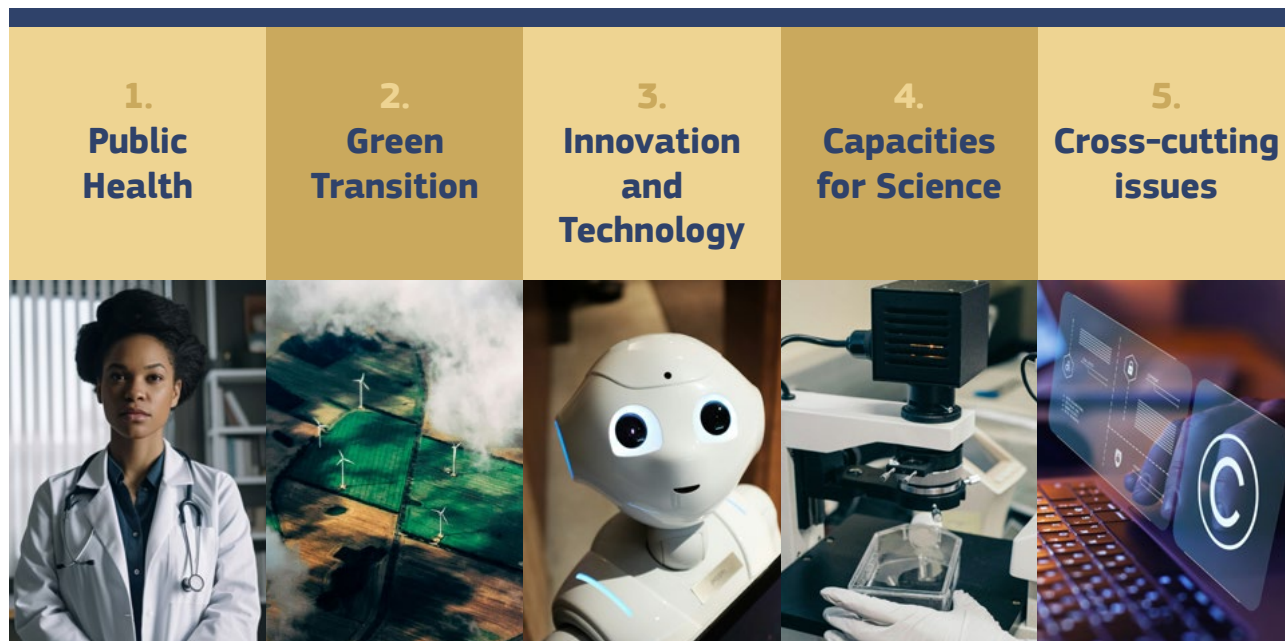
4.

Learn, monitor, and scale it up

Scale-up instruments that can take forward existing successful programmes and projects, enable - strengthen the knowledge triangle of education, R&I and place special focus on **public participation, transparency, and inclusion.**

Five priority areas for the AU-EU Innovation Agenda

The objectives of the Agenda are accompanied by a series of short-term (2023-2026), medium-term (2023-2030) and long-term (2023-2033) actions in five priority areas:



The AU-EU Innovation Agenda Working Group

The development and implementation of the Agenda is overseen by a dedicated AU-EU Innovation Agenda Working Group of the AU-EU High-Level Policy Dialogue (HLPD) on Science, Technology and Innovation. The Working Group is co-chaired by an AU and an EU representative and includes government officials, academic and independent experts from Member States and regional organisations of the AU and the EU.

The AU-EU Innovation Agenda Roadmap

The adoption of the AU-EU Innovation Agenda was complemented by the publication of a [Technical Roadmap](#), providing information on the governance and coordination of the implementation of the Agenda and a preliminary overview of its Monitoring and Evaluation.

The Dashboard of the AU-EU Innovation Agenda

The [Dashboard of the AU-EU Innovation Agenda](#) was launched in March 2024. It serves as a dynamic repository of initiatives that support the implementation of the Agenda. It is updated on a quarterly basis. Stakeholders interested in having their initiative(s) (i.e. projects, programmes, partnerships and scholarship schemes) included in the Dashboard are invited to submit an [expression of interest](#). The application process is guided by a checklist comprising 10 criteria outlined in the [Roadmap](#).

Dashboard of initiatives contributing to the implementation of the AU-EU Innovation Agenda

Click on each initiative's cell to access its respective website. By hovering over each budget line, a tooltip box will pop up, providing essential information on each initiative including contact details.

Type of Action: All

Priority area	Action title	Initiative	Month/Year of Start	Month/Year of End	Funding Entity	Implementing Entity	Geographic Scope	Budget
Public Health	Engaging and implementing new models and tools for disease prevention and control in low- and middle-income countries (e.g. digital health, emerging zoonotic and vector-borne diseases, antimicrobial resistance, promoting One Health and precision medicine, etc.)	SENEDI: Action Plan	May 2024	April 2025	Swiss Reaching Goals	Health4Growth project	Africa & the Americas & Europe (global)	0.12M €
	Project Green Initiative	Project Green Initiative	February 2017	December 2028	Self-Funded	Implemented by the Project Green Team	Africa (global)	0.02M €
	African Science Cluster of Research Excellence (ASCARE) led by ARIEL and The Code	African Science Cluster of Research Excellence (ASCARE) led by ARIEL and The Code	September 2023	September 2033	African and European participating Universities	VCARE consortium of African and European universities and non-academic organisations	Africa & Europe	0.83M €

The Agenda's Monitoring, Evaluation, and Learning framework



The Roadmap complementing the Agenda stipulates that “Following the adoption of the AU-EU Innovation Agenda, the attainment of its four objectives and the implementation of its actions will be monitored and evaluated on a regular basis.” A Task Force was therefore set up within the AU-EU Innovation Agenda Working Group with the goal to define a Monitoring, Evaluation and Learning (MEL) framework accordingly. This work was done in coordination with the two other Working Groups of the AU-EU HLPD on STI, namely on Climate Change and Sustainable Energy (CCSE) and on Food and Nutrition Security and Sustainable Agriculture (FNSSA). The MEL framework developed consists of the following elements:

1. Theory of Change

An overarching **Theory of Change (ToC)**, was developed to provide a comprehensive description and illustration of the realisation of the Agenda's short-, medium- and long-term actions.

	Outputs	Outcomes	Impact
Objective 1: Make it real	Translation of results into tangible outputs	Uptake and impact of knowledge and Research and Innovation	Socio-economic impact
	Knowledge and innovation outputs sharing and transfer		
Objective 2: Generate impact by design	Dissemination of knowledge	Sustained effects of AU-EU cooperation in innovation networks	AU-EU co-ownership
	Strengthening of capacity building		
Objective 3: Strengthen people, communities, and institutions	Coordination mechanisms	Scaling up of successful projects	Capacity to inform and influence policy and decision making
	Stakeholder outreach and engagement		
Objective 4: Learn, monitor, and scale it up	Co-financing	Monitoring, Evaluation and Learning	
	Monitoring, Evaluation and Learning		

2. Indicators to monitor the Agenda

A set of **indicators** will be considered to portray a **baseline** of the status of R&I in Africa and Europe by the time of the adoption of the Agenda (July 2023), and a set of **indicators to be monitored over time** (i.e. year after year) during the implementation of the Agenda, to progressively assess its impact. The latter were defined by building on the high-level basis outlined in Section II of the [Roadmap of the AU-EU Innovation Agenda](#).



Baseline Assessment	Year 1 MEL Assessment
Total number of peer-reviewed publications co-authored by AU/EU authors	Total number of peer-reviewed publications co-authored by AU/EU authors
Number of AU-EU Public-Private Partnerships and respective budget	Number of AU-EU Public-Private Partnerships and respective budget
Number of patent applications filed in AU and EU and number of patent applications filed in jointly by African and European organisations	Number of initiatives launched to enable the implementation of the actions of the AU-EU Innovation Agenda and number of initiatives (i.e. projects, programmes, scholarship schemes) featured in the Dashboard of the AU-EU Innovation Agenda
Number of patents granted in AU and EU and number of granted patents involving jointly African and European organisations	Number of patent applications filed in AU and EU and number of patent applications filed in jointly by African and European organisations
Patent families/bn PPP\$ GDP	Number of patents granted in AU and EU and number of granted patents involving jointly African and European organisations
Number of registered participants on the Euroquity ENRICH in Africa Virtual Community Platform	Number of new businesses generated through initiatives (i.e. projects, programmes, scholarship schemes) included in the Dashboard of the AU-EU innovation Agenda
Number of African stakeholders/African entities participating in Marie Skłodowska-Curie Actions	Number of publicly known Venture Capital investments into innovation ecosystems made in AU and EU
Number of African stakeholders/African entities participating in Erasmus+ programmes	Number of registered participants on the Euroquity ENRICH in Africa Virtual Community Platform
Number of projects in Africa approved under the Global Gateway Africa-Europe Investment Package as part of the AU-EU Innovation Agenda	Number of knowledge exchange and experience-sharing initiatives launched (e.g. mobility programmes, visiting fellowships, etc.) between and within AU and EU countries
Venture Capital recipients, deals/bn PPP\$ GDP	Number of start-ups supported by tech hubs in Africa and in Europe
Venture Capital received, value, % GDP*	Number of African stakeholders participating in Marie Skłodowska-Curie Actions
University-industry R&D collaborations launched and running in AU* and EU*	Number of African stakeholders participating in Erasmus+ programmes

* These are contextual indicators, not directly linked to the AU-EU Innovation Agenda, but providing contextual understanding of the R&I landscape.

Baseline Assessment	Year 1 MEL Assessment
R&D expenditure as proportion of GDP*	Amount of funding allocated to support the implementation of actions of the AU-EU Innovation Agenda
High-tech exports, % total trade*	Number of projects in Africa approved under the Global Gateway Africa-Europe Investment Package as part of the AU-EU Innovation Agenda
Number of «tech hubs» (e.g. members of AfriLabs and EBN and similar innovation/tech networks) in Africa and in Europe*	Number of projects granted in the Africa Initiative I and II of Horizon Europe ; number of African and European institutions involved in these projects
Knowledge-intensive employment, %*	Number of university/higher education institution partnerships launched between AU and EU (e.g. The Guild-ARUA Clusters of Research Excellence), including, but not limited to, initiatives featured in the Dashboard of the AU-EU Innovation Agenda
Number of publicly available Venture Capital investments into innovation ecosystems in the AU and EU between July 2023 and July 2024*	Number of capacity building initiatives launched to empower youth, women, persons with disabilities, vulnerable persons, with training and entrepreneurship opportunities
PhD % in population, also disaggregated by gender*	

3. Data sources and data collection tools to measure the Agenda

A list of **data sources** and **data collection tools** will be consulted to measure the indicators and the attainment of results. These consist of both secondary (either publicly available or proprietary) data and primary data to be collected via stakeholder surveys and interviews. Both quantitative and qualitative indicators will be included.



The outcome of the analysis pertaining to the first year of implementation of the Agenda (July 2023 - July 2024) will be included in a dedicated report to be published during the last quarter of 2024.

Achievements in the first year of the Agenda: some examples

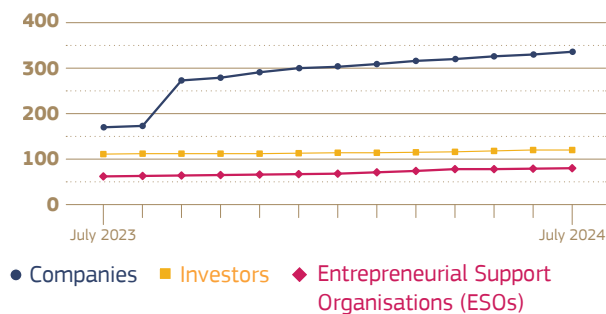


The Euroquity ENRICH in Africa Virtual Community Platform

The [Euroquity ENRICH in Africa Virtual Community Platform](#) brings together key stakeholders from European and African innovation ecosystems with the goal of enhancing the capacity of incubators and accelerators and benefiting entrepreneurs in both regions. It facilitates knowledge exchange, offers co-creation opportunities, and enables the delivery of quality services for African and European innovators.

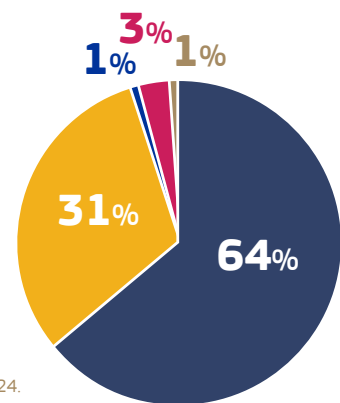
Join this growing community to gain insight into the value of [ENRICH in Africa](#), expand your network, and identify potential partners and investors.

Membership Trends



Geographies

Africa – 64%
Europe – 31%
Middle-East – 1%
Americas – 3%
Asia – 1%



Data provided by Euroquity, data-cut-off date 18 July 2024.

Community Interactions

	Companies	Investors	ESOs
Contact messages sent by community members (number)	268	74	48
Conversations following the contact messages (number)	233	46	5


- 4 successful fundraisings** have been facilitated. **2 of them** after July 2023. One disclosed amount: **\$500K**.
- Active Platform with more than **530 members!**
- Between July 2023 and July 2024, the number of members has increased by **56%!**
- 2 partnerships** were closed through the Platform. One of them after July 2023.
- A total of **159** qualified introductions have been facilitated between investors and start-ups.

/ The Africa Initiative I


The [Africa Initiative I](#), part of the Horizon Europe Work Programme 2021-2022, was launched to enhance Africa-Europe cooperation on R&I and contribute to the implementation of the AU-EU Innovation Agenda. Around 40 topics were supported, for a budget of approximately €350 million



1. Public Health


	Number of projects	EU Contribution (€)	Number of African institutions involved (% of total number of partner institutions)	Number of European institutions involved (% of total number of partner institutions)	Number of African countries involved	Number of European countries involved
Horizon Europe "Africa Initiative I" Projects	6	44M*	22 (34%)	33 (51%)	14	12
EDCTP Work Programme 2022	26	100M	81 (57%)	44 (31%)	26	10
European Research Council (ERC) Projects	2	4M	2 (67%)	1 (33%)	2	1

2. Green Transition


	Number of projects	EU Contribution (€)	Number of African institutions involved (% of total number of partner institutions)	Number of European institutions involved (% of total number of partner institutions)	Number of African countries involved	Number of European countries involved
Climate Change and Sustainable Energy (CCSE)	11	46M	49 (36%)	76 (55%)	22	15
Food and Nutrition Security and Sustainable Agriculture (FNNSA)	19	121M	124 (34%)	197 (55%)	33	26

* M = Million

3. Innovation and Technology

	Number of projects	EU Contribution (€)	Number of African institutions involved (% of total number of partner institutions)	Number of European institutions involved (% of total number of partner institutions)	Number of African countries involved	Number of European countries involved
Horizon Europe "Africa Initiative I" Projects	2	8M	10 (50%)	8 (40%)	6	5
European Research Council (ERC) Projects	1	14M	1 (25%)	3 (75%)	1	2

4. Capacities for Science

	Number of projects	EU Contribution (€)	Number of African institutions involved (% of total number of partner institutions)	Number of European institutions involved (% of total number of partner institutions)	Number of African countries involved	Number of European countries involved
Horizon Europe "Africa Initiative I" Projects	17	53M	29 (13%)	168 (73%)	12	25
Marie Skłodowska-Curie Actions (MSCA)	55	79M	71 (13%)	382 (71%)	20	27
European Research Council (ERC) Projects	2	4M	2 (40%)	3 (60%)	2	3

Find out more

Stay tuned on the next developments and be on the lookout for the Year 1 report of the MEL assessment of the AU-EU Innovation Agenda through the AU-EU Innovation Interface and the AU-EU HLPD Newsletter.

[!\[\]\(e3f8612927870f2e0f9f5989e6dd3064_img.jpg\) AU-EU R&I cooperation website](#)

[!\[\]\(003082e50e3009141f59bd5df831749f_img.jpg\) AU-EU Innovation Interface](#)

[!\[\]\(17413706fd4997a1a4bdf85c6864eee1_img.jpg\) Dashboard of the AU-EU Innovation Agenda](#)

[!\[\]\(faf942dc3e59ce8eb64b4ac481eca7e0_img.jpg\) AU-EU HLPD Newsletter](#)

[!\[\]\(cf531ed27e91483460120fcc057b3901_img.jpg\) Horizon Europe](#)

[!\[\]\(d3102649f02e825ddb76dc3de0190154_img.jpg\) Marie Skłodowska-Curie Actions \(MSCA\)](#)

[!\[\]\(4b7a79268f6ba26c1471d4232fffa85a_img.jpg\) Erasmus+ Programme](#)

[!\[\]\(95b425611cbd2b8716a140cf67c81822_img.jpg\) European Research Council](#)

[!\[\]\(b4eeff342f60cc7bcd67d869b4fedca2_img.jpg\) Euroquity ENRICH in Africa Virtual Community Platform](#)

[!\[\]\(4f6bf54ae7e4144a72d78316053e412d_img.jpg\) ENRICH in Africa](#)