



**Attorney General's First Biannual Report for  
Fiscal Year 2022-23**

**Legal Services Provided to the  
Commission on Teacher Credentialing**

**February 28, 2023**

## Table of Contents

<b>EXECUTIVE SUMMARY .....</b>	<b>1</b>
<b>DISCUSSION.....</b>	<b>2</b>
<b>Volume of Cases.....</b>	<b>2</b>
<i>Adverse Action Cases .....</i>	<i>2</i>
<i>Judicial Review Cases.....</i>	<i>3</i>
<b>Further Investigations.....</b>	<b>3</b>
<b>Adjudications.....</b>	<b>3</b>
<b>Hearings .....</b>	<b>4</b>
<b>Average Hours and Fees .....</b>	<b>4</b>
<b>Quarterly Hours and Fees.....</b>	<b>5</b>
<b>CONCLUSION .....</b>	<b>6</b>
<b>APPENDICES.....</b>	<b>7</b>
<b>APPENDIX A: FY 2022-23 Quarter Two—Published February 28, 2023.....</b>	<b>8</b>
<b>APPENDIX B: FY 2022-23 Quarter One—Published February 28, 2023 .....</b>	<b>9</b>
<b>APPENDIX C: FY 2021-22 Quarter Four—Published August 30, 2022 .....</b>	<b>10</b>
<b>APPENDIX D: FY 2021-22 Quarter Three—Published August 30, 2022 .....</b>	<b>11</b>
<b>APPENDIX E: FISCAL YEAR 2021-22.....</b>	<b>12</b>
<b>APPENDIX F: FISCAL YEAR 2020-21 .....</b>	<b>13</b>
<b>APPENDIX G: FISCAL YEAR 2019-20 .....</b>	<b>14</b>
<b>APPENDIX H: FISCAL YEAR 2018-19 .....</b>	<b>15</b>
<b>APPENDIX I: Provision 6 Measures Reported.....</b>	<b>16</b>
<b>APPENDIX J: Summary of the Adjudication Process .....</b>	<b>18</b>

# **Attorney General's First Biannual Report for Fiscal Year 2022-23 on Legal Services Provided to the Commission on Teacher Credentialing**

The Office of the Attorney General submits this first biannual report for Fiscal Year 2022-23 as required by the Budget Act of 2022, Item 6360-001-0407, Provision 6—For Support of Commission on Teacher Credentialing, payable from the Teacher Credentials Fund.

## **EXECUTIVE SUMMARY**

This first biannual report for Fiscal Year 2022-23 provides information required under Provision 6 of the Budget Act of 2022 for the period of July 1 through December 31, 2022, concerning the caseload for the Commission on Teacher Credentialing. The Office of the Attorney General began quarterly reporting in Fiscal Year 2017-18, and biannual reporting in Fiscal Year 2021-22.

The goal of the Office of the Attorney General has been to eliminate the backlog of adverse action cases, and to adjudicate cases within an average of one year. The backlog has been eliminated and, until the advent of the COVID-19 pandemic in March 2020, the Office of the Attorney General was on track to adjudicate most cases within one year.

Over the past four quarters, improved metrics include:

- End of quarter adverse action case counts have decreased each quarter, from 187 in the third quarter of Fiscal Year 2021-22 to 164 at the end of the second quarter of Fiscal Year 2022-23. (Figure 1a.)
- Over the past four quarters, 22 percent more adverse action cases have been resolved (132) than received (108). (Figure 1b.)
- The maximum number of days it took for adverse action cases to be adjudicated for Fiscal Years 2018-19, 2019-20, 2020-21, and 2021-22 were 1,904 days, 1,954 days, 1,483 days and 1,592 days, respectively. (Appendices H, G, F, and E.) For the past four quarters, the numbers have improved to 1,127 days, 1,182 days, 999 days, and 1,162 days. (Appendices D, C, B, and A.)

The appendices to this report include summaries of all required metrics for the previous four quarters and annual summaries for four complete fiscal years, Provision 6 reporting requirements, and a summary of the adjudication process for the commission's cases.

## DISCUSSION

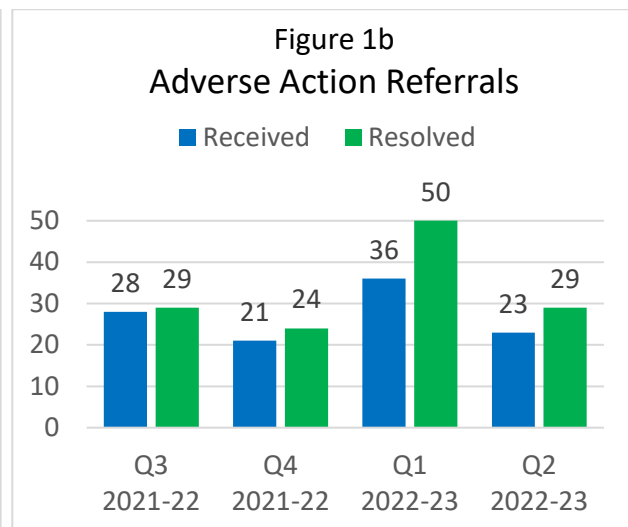
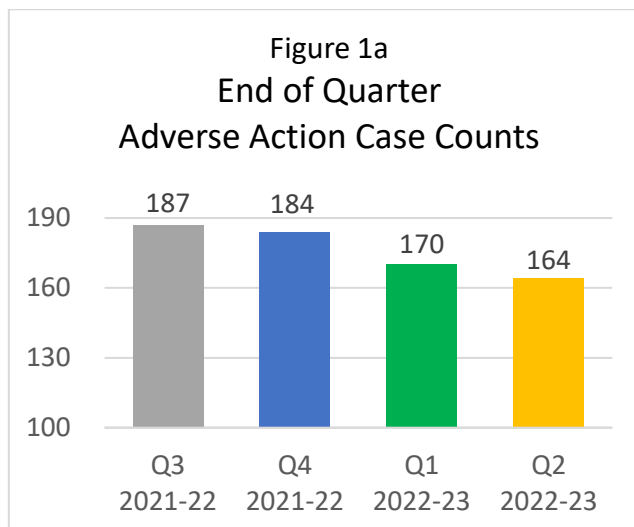
### Volume of Cases [Provision 6, Subdivisions (b)(1) and (b)(5)]

Protection of the public is the Office of the Attorney General's primary goal in representing the commission. Together, adverse action and judicial review cases comprise the discipline caseload reported herein. *Adverse actions* are the administrative disciplinary proceedings filed to deny, revoke, or suspend a credential. The action begins by filing a pleading and litigating it through an administrative hearing, prior to the commission's issuance of a final decision. *Judicial review* includes mandamus proceedings in superior and appellate courts to review the commission's administrative decisions or other civil actions against the commission related to the decisions it has issued. At the end of the second quarter of Fiscal Year 2022-23, 164 adverse action cases and 8 judicial review cases remained at the Office of the Attorney General. All data for the second quarter of Fiscal Year 2022-23 are summarized in Appendix A.

### Adverse Action Cases

Adverse action case counts listed herein include both those cases not yet adjudicated (active), and those that have been adjudicated (inactive) but are not yet resolved. *Adjudicated* means the work of the Office of the Attorney General is complete and the case returns to the commission for its final decision or disposition. An adverse action case is *resolved* when the commission's final decision becomes effective. For a summary of the adjudication process, see Appendix J.

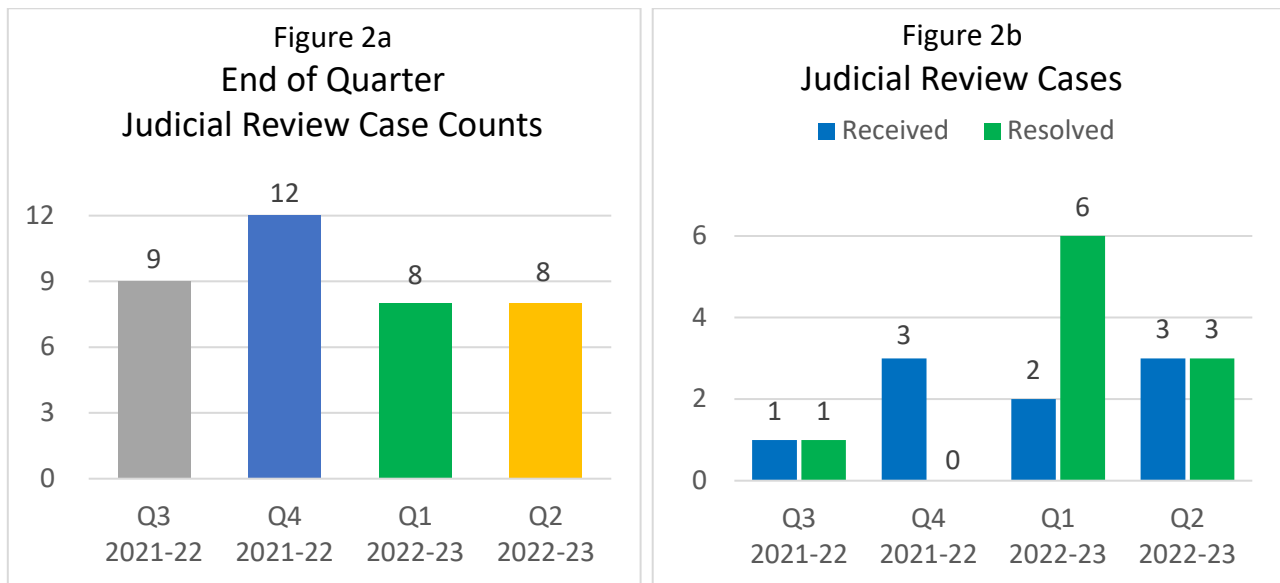
Figure 1a depicts end-of-quarter adverse action case counts for the past four quarters. At the end of the second quarter of this fiscal year, there remain a total of 164 active and inactive cases, a net decrease of six adverse action cases from the previous quarter. Figure 1b depicts the number of adverse action referrals received and resolved for the past four quarters. It shows that during the second quarter of this fiscal year, the Office of the Attorney General received 23 adverse action referrals and resolved 29.



**Judicial Review Cases**

A new judicial review case is opened when a respondent seeks to challenge the commission’s decision and petitions for judicial review in superior court.<sup>1</sup> At the end of the second quarter of this fiscal year, eight judicial review cases were pending at the Office of the Attorney General (Figure 2a).

Figure 2b illustrates the number of judicial review cases received and adjudicated during the most recent four quarters. During the second quarter of this fiscal year, three judicial review cases were referred to the Office of the Attorney General and three were resolved.



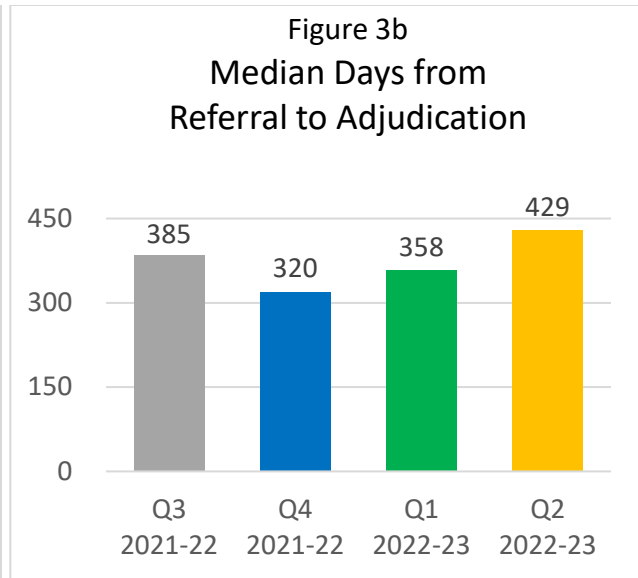
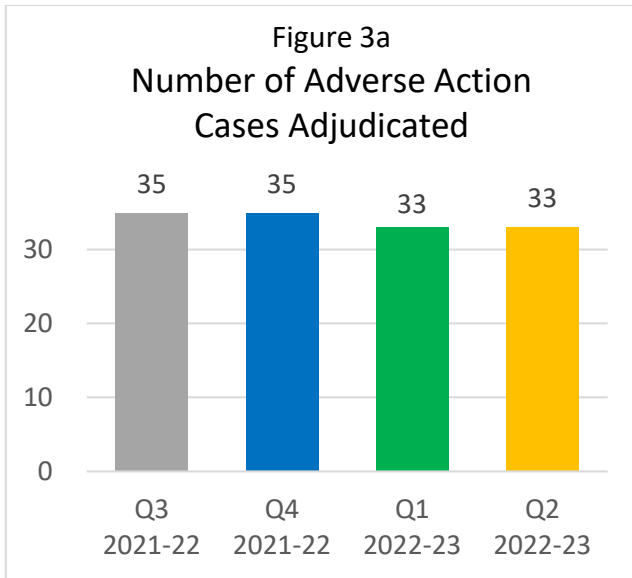
**Further Investigations [Provision 6, Subdivisions (b)(2) and (b)(3)]**

When evidence in a case is insufficient to sustain the necessary burden of proof to impose discipline, the assigned deputy attorney general may request further investigation. Fourteen requests for further investigation were made during the second quarter of this fiscal year and four supplemental investigations were received (Appendix A).

**Adjudications [Provision 6, Subdivision (b)(4)]**

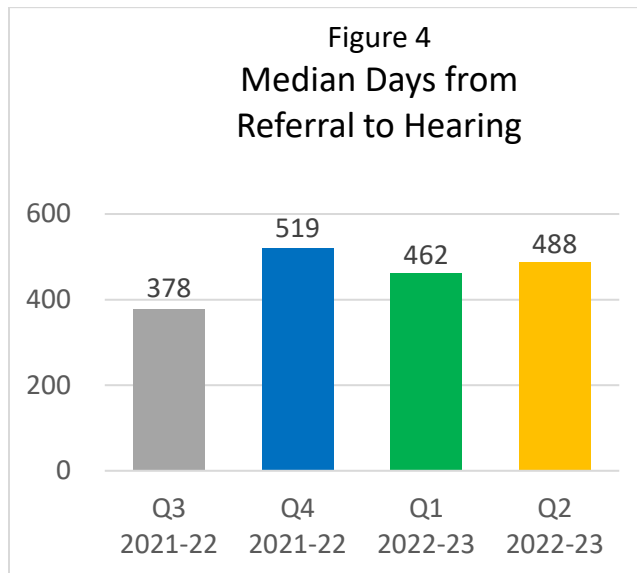
In the second reporting quarter of this fiscal year, 33 adverse action cases were adjudicated. The average number of days for adjudication was 473; the quickest adjudication this quarter was completed in 27 days and the longest took 1,162 days (Appendix A). Figures 3a and 3b show that the number of cases adjudicated remained relatively constant in the second quarter, but the median days to adjudication increased.

<sup>1</sup> Occasionally, a civil lawsuit is filed against the commission instead of a mandamus proceeding.



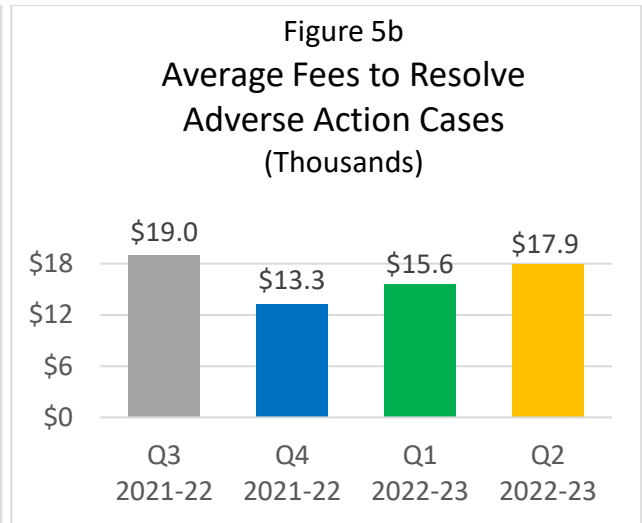
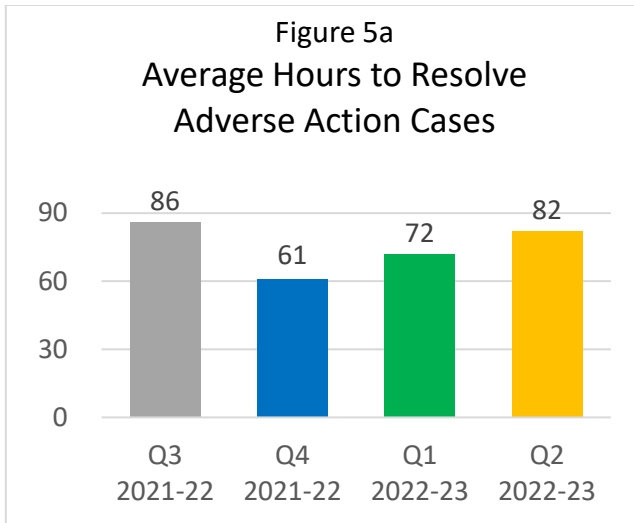
**Hearings [Provision 6, Subdivision (b)(6)]**

Figure 4 displays median days from receipt of referral to hearing for the most recent four quarters. Seventeen hearings commenced in the second quarter of this fiscal year, with a median time to commence hearings of 488 days.



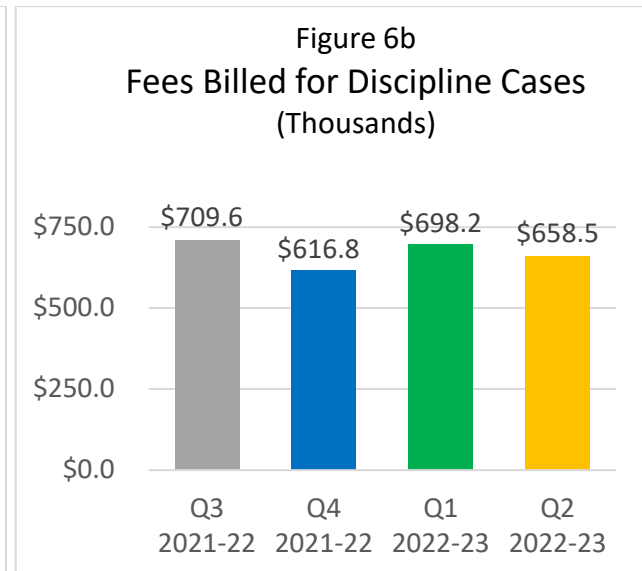
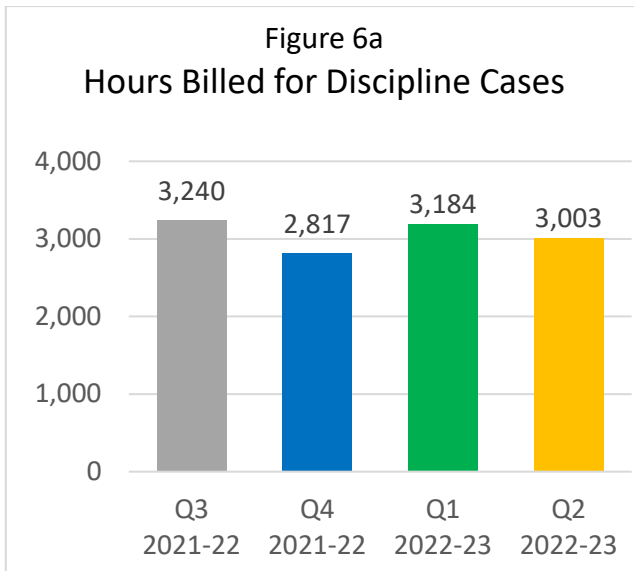
**Average Hours and Fees [Provision 6, Subdivision (c)]**

In the second quarter of this fiscal year, each adverse action case required an average of 82 hours to resolve, and the average fee to resolve matters was \$17,909.



**Quarterly Hours and Fees [Provision 6, Subdivision (d)]**

In the second quarter of this fiscal year, the Attorney General’s staff provided 3,003 hours of legal work related to teacher discipline, including both adverse action and judicial review cases. During this same period, the Office of the Attorney General billed a total of \$658,503 to the commission related to the teacher discipline caseload. Figures 6a and 6b below summarize hours and fees for the most recent four quarters.



Total hours and fees unrelated to teacher discipline matters (other cases) were 299 hours and \$65,101 for the quarter (Appendix A).

## CONCLUSION

This first biannual report for Fiscal Year 2022-23 provides information regarding the volume, time to adjudication, and cost of the legal work performed by the Office of the Attorney General for the Commission on Teacher Credentialing. The California Department of Justice will continue to provide representation for the commission that conforms to the highest standards of the Office of the Attorney General.

This report is also available on the Attorney General's website at:

<https://oag.ca.gov/publications>

If you have questions regarding this report or would like additional information, please contact Senior Assistant Attorney General Carl Sonne at [carl.sonne@doj.ca.gov](mailto:carl.sonne@doj.ca.gov) or (619) 738-9423.



**APPENDICES**

**APPENDIX A: FY 2022-23 Quarter Two—Published February 28, 2023..... 8**

**APPENDIX B: FY 2022-23 Quarter One—Published February 28, 2023..... 9**

**APPENDIX C: FY 2021-22 Quarter Four—Published August 30, 2022..... 10**

**APPENDIX D: FY 2021-22 Quarter Three—Published August 30, 2022 ..... 11**

**APPENDIX E: FISCAL YEAR 2021-22 ..... 12**

**APPENDIX F: FISCAL YEAR 2020-21 ..... 13**

**APPENDIX G: FISCAL YEAR 2019-20 ..... 14**

**APPENDIX H: FISCAL YEAR 2018-19 ..... 15**

**APPENDIX I: Provision 6 Measures Reported ..... 16**

**APPENDIX J: Summary of the Adjudication Process ..... 18**

**APPENDIX A: FY 2022-23 Quarter Two—Published February 28, 2023**

<b>Discipline Cases at the Office of the Attorney General Provision 6, subdivisions (b)(1) and (b)(5)</b>			
Total Referrals, Active and Inactive	Adverse Action	Judicial Review	Total
Referrals start of quarter, subdivision (b)(1)	170	8	178
Referrals received during the quarter	23	3	26
Referrals resolved during the quarter	29	3	32
Referrals end of the quarter, subdivision (b)(5)	164	8	172

<b>Further Investigation Requested and Received Provision 6, subdivisions (b)(2) and (b)(3)</b>	
Further investigation requests, subdivision (b)(2)	14
Supplemental investigations received, subdivision (b)(3)	4

<b>Number of Days for Adverse Action Adjudications Provision 6, subdivision (b)(4)</b>						
Minimum	Maximum	Mean	Goal	Above Goal	Median	Count
27	1,162	473	365	108	429	33

<b>Number of Days from Receipt of Referral to Hearing Commenced Provision 6, subdivision (b)(6)</b>				
Minimum	Maximum	Mean	Median	Count
273	1,028	518	488	17

<b>Hours, Fees and Costs for Adverse Action Cases Provision 6, subdivisions (c)(1), (c)(2) and (c)(3)</b>		
	Mean	Median
Hours per case, subdivision (c)(1)	82	50
Fees per case, subdivision (c)(2)	\$ 17,909	\$ 10,909
Costs per case, subdivision (c)(3)	\$ 28	\$ 0

<b>Total Hours and Fees – Discipline and General Litigation Cases Provision 6, subdivisions (d)(1), (d)(2), (d)(3) and (d)(4)</b>		
Type of Case	Total Hours	Total Fees
Discipline cases, subdivisions (d)(1) and (d)(2)	3,003	\$ 658,503
Other cases, subdivisions (d)(3) and (d)(4)	299	\$ 65,101
All cases combined	3,302	\$ 723,604

**APPENDIX B: FY 2022-23 Quarter One—Published February 28, 2023**

<b>Discipline Cases at the Office of the Attorney General Provision 6, subdivisions (b)(1) and (b)(5)</b>			
Total Referrals, Active and Inactive	Adverse Action	Judicial Review	Total
Referrals start of quarter, subdivision (b)(1)	184	12	196
Referrals received during the quarter	36	2	38
Referrals resolved during the quarter	50	6	56
Referrals end of the quarter, subdivision (b)(5)	170	8	178

<b>Further Investigation Requested and Received Provision 6, subdivisions (b)(2) and (b)(3)</b>	
Further investigation requests, subdivision (b)(2)	7
Supplemental investigations received, subdivision (b)(3)	8

<b>Number of Days for Adverse Action Adjudications Provision 6, subdivision (b)(4)</b>						
Minimum	Maximum	Mean	Goal	Above Goal	Median	Count
34	999	379	365	14	358	33

<b>Number of Days from Receipt of Referral to Hearing Commenced Provision 6, subdivision (b)(6)</b>				
Minimum	Maximum	Mean	Median	Count
210	532	412	462	4

<b>Hours, Fees and Costs for Adverse Action Cases Provision 6, subdivisions (c)(1), (c)(2) and (c)(3)</b>		
	Mean	Median
Hours per case, subdivision (c)(1)	72	52
Fees per case, subdivision (c)(2)	\$ 15,568	\$ 11,359
Costs per case, subdivision (c)(3)	\$ 160	\$ 0

<b>Total Hours and Fees – Discipline and General Litigation Cases Provision 6, subdivisions (d)(1), (d)(2), (d)(3) and (d)(4)</b>		
Type of Case	Total Hours	Total Fees
Discipline cases, subdivisions (d)(1) and (d)(2)	3,184	\$ 698,241
Other cases, subdivisions (d)(3) and (d)(4)	430	\$ 93,478
All cases combined	3,614	\$ 791,719

**APPENDIX C: FY 2021-22 Quarter Four—Published August 30, 2022**

<b>Discipline Cases at the Office of the Attorney General Provision 6, subdivisions (b)(1) and (b)(5)</b>			
Total Referrals, Active and Inactive	Adverse Action	Judicial Review	Total
Referrals start of quarter, subdivision (b)(1)	187	9	196
Referrals received during the quarter	21	3	24
Referrals resolved during the quarter	24	0	24
Referrals end of the quarter, subdivision (b)(5)	184	12	196

<b>Further Investigation Requested and Received Provision 6, subdivisions (b)(2) and (b)(3)</b>	
Further investigation requests, subdivision (b)(2)	9
Supplemental investigations received, subdivision (b)(3)	9

<b>Number of Days for Adverse Action Adjudications Provision 6, subdivision (b)(4)</b>						
Minimum	Maximum	Mean	Goal	Above Goal	Median	Count
54	1,182	347	365	(18)	320	35

<b>Number of Days from Receipt of Referral to Hearing Commenced Provision 6, subdivision (b)(6)</b>				
Minimum	Maximum	Mean	Median	Count
353	698	518	519	6

<b>Hours, Fees and Costs for Adverse Action Cases Provision 6, subdivisions (c)(1), (c)(2) and (c)(3)</b>		
	Mean	Median
Hours per case, subdivision (c)(1)	61	56
Fees per case, subdivision (c)(2)	\$ 13,284	\$ 12,128
Costs per case, subdivision (c)(3)	\$ 0	\$ 0

<b>Total Hours and Fees – Discipline and General Litigation Cases Provision 6, subdivisions (d)(1), (d)(2), (d)(3) and (d)(4)</b>		
Type of Case	Total Hours	Total Fees
Discipline cases, subdivisions (d)(1) and (d)(2)	2,817	\$ 616,773
Other cases, subdivisions (d)(3) and (d)(4)	426	\$ 92,433
All cases combined	3,243	\$ 709,206

**APPENDIX D: FY 2021-22 Quarter Three—Published August 30, 2022**

<b>Discipline Cases at the Office of the Attorney General Provision 6, subdivisions (b)(1) and (b)(5)</b>			
Total Referrals, Active and Inactive	Adverse Action	Judicial Review	Total
Referrals start of quarter, subdivision (b)(1)	188	9	197
Referrals received during the quarter	28	1	29
Referrals resolved during the quarter	29	1	30
Referrals end of the quarter, subdivision (b)(5)	187	9	196

<b>Further Investigation Requested and Received Provision 6, subdivisions (b)(2) and (b)(3)</b>	
Further investigation requests, subdivision (b)(2)	16
Supplemental investigations received, subdivision (b)(3)	5

<b>Number of Days for Adverse Action Adjudications Provision 6, subdivision (b)(4)</b>						
Minimum	Maximum	Mean	Goal	Above Goal	Median	Count
62	1,127	426	365	61	385	35

<b>Number of Days from Receipt of Referral to Hearing Commenced Provision 6, subdivision (b)(6)</b>				
Minimum	Maximum	Mean	Median	Count
286	944	492	378	10

<b>Hours, Fees and Costs for Adverse Action Cases Provision 6, subdivisions (c)(1), (c)(2) and (c)(3)</b>		
	Mean	Median
Hours per case, subdivision (c)(1)	86	83
Fees per case, subdivision (c)(2)	\$ 18,968	\$ 18,169
Costs per case, subdivision (c)(3)	\$ 173	\$ 0

<b>Total Hours and Fees – Discipline and General Litigation Cases Provision 6, subdivisions (d)(1), (d)(2), (d)(3) and (d)(4)</b>		
Type of Case	Total Hours	Total Fees
Discipline cases, subdivisions (d)(1) and (d)(2)	3,240	\$ 709,631
Other cases, subdivisions (d)(3) and (d)(4)	270	\$ 58,077
All cases combined	3,510	\$ 767,708

**APPENDIX E: FISCAL YEAR 2021-22**

<b>Discipline Cases at the Office of the Attorney General Provision 7, subdivisions (b)(1) and (b)(5)</b>			
Total Referrals, Active and Inactive	Adverse Action	Judicial Review	Total
Referrals start of the year, subdivision (b)(1)	184	8	192
Referrals received during the year	114	6	120
Referrals resolved during the year	114	2	116
Referrals end of the year, subdivision (b)(5)	184	12	196

<b>Further Investigation Requested and Received Provision 7, subdivisions (b)(2) and (b)(3)</b>	
Further investigation requests, subdivision (b)(2)	38
Supplemental investigations received, subdivision (b)(3)	26

<b>Number of Days for Adverse Action Adjudications Provision 7, subdivision (b)(4)</b>						
Minimum	Maximum	Mean	Goal	Above Goal	Median	Count
9	1,592	395	365	30	358	132

<b>Number of Days from Receipt of Referral to Hearing Commenced Provision 7, subdivision (b)(6)</b>				
Minimum	Maximum	Mean	Median	Count
245	1,054	488	391	31

<b>Hours, Fees and Costs for Adverse Action Cases Provision 7, subdivisions (c)(1), (c)(2) and (c)(3)</b>		
For 236 adverse action cases resolved:	Mean	Median
Hours per case, subdivision (c)(1)	78	56
Fees per case, subdivision (c)(2)	\$ 16,799	\$ 12,128
Costs per case, subdivision (c)(3)	\$ 79	\$ 0

<b>Total Hours and Fees – Discipline and General Litigation Cases Provision 7, subdivisions (d)(1), (d)(2), (d)(3) and (d)(4)</b>		
Type of Case	Total Hours	Total Fees
Discipline cases, subdivisions (d)(1) and (d)(2)	11,775	\$ 2,575,420
Other cases, subdivisions (d)(3) and (d)(4)	1,034	\$ 226,564
All cases combined	12,809	\$ 2,801,984

**APPENDIX F: FISCAL YEAR 2020-21**

<b>Discipline Cases at the Office of the Attorney General Provision 7, subdivisions (b)(1) and (b)(5)</b>			
Total Referrals, Active and Inactive	Adverse Action	Judicial Review	Total
Referrals start of the year, subdivision (b)(1)	186	14	200
Referrals received during the year	143	6	149
Referrals resolved during the year	145	12	157
Referrals end of the year, subdivision (b)(5)	184	8	192

<b>Further Investigation Requested and Received Provision 7, subdivisions (b)(2) and (b)(3)</b>	
Further investigation requests, subdivision (b)(2)	32
Supplemental investigations received, subdivision (b)(3)	19

<b>Number of Days for Adverse Action Adjudications Provision 7, subdivision (b)(4)</b>						
Minimum	Maximum	Mean	Goal	Above Goal	Median	Count
22	1,483	403	365	38	408	130

<b>Number of Days from Receipt of Referral to Hearing Commenced Provision 7, subdivision (b)(6)</b>				
Minimum	Maximum	Mean	Median	Count
111	859	462	446	24

<b>Hours, Fees and Costs for Adverse Action Cases Provision 7, subdivisions (c)(1), (c)(2) and (c)(3)</b>		
For 236 adverse action cases resolved:	Mean	Median
Hours per case, subdivision (c)(1)	69	45
Fees per case, subdivision (c)(2)	\$ 14,332	\$ 9,798
Costs per case, subdivision (c)(3)	\$ 179	\$ 0

<b>Total Hours and Fees – Discipline and General Litigation Cases Provision 7, subdivisions (d)(1), (d)(2), (d)(3) and (d)(4)</b>		
Type of Case	Total Hours	Total Fees
Discipline cases, subdivisions (d)(1) and (d)(2)	11,051	\$ 2,420,022
Other cases, subdivisions (d)(3) and (d)(4)	786	\$ 171,129
All cases combined	11,837	\$ 2,591,151

**APPENDIX G: FISCAL YEAR 2019-20**

<b>Discipline Cases at the Office of the Attorney General Provision 7, subdivisions (b)(1) and (b)(5)</b>			
Total Referrals, Active and Inactive	Adverse Action	Judicial Review	Total
Referrals start of the year, subdivision (b)(1)	152	10	162
Referrals received during the year	147	15	162
Referrals resolved during the year	113	11	124
Referrals end of the year, subdivision (b)(5)	186	14	200

<b>Further Investigation Requested and Received Provision 7, subdivisions (b)(2) and (b)(3)</b>	
Further investigation requests, subdivision (b)(2)	33
Supplemental investigations received, subdivision (b)(3)	16

<b>Number of Days for Adverse Action Adjudications Provision 7, subdivision (b)(4)</b>						
Minimum	Maximum	Mean	Goal	Above Goal	Median	Count
13	1,954	369	365	4	297	133

<b>Number of Days from Receipt of Referral to Hearing Commenced Provision 7, subdivision (b)(6)</b>				
Minimum	Maximum	Mean	Median	Count
119	1,146	451	369	23

<b>Hours, Fees and Costs for Adverse Action Cases Provision 7, subdivisions (c)(1), (c)(2) and (c)(3)</b>		
For 236 adverse action cases resolved:	Mean	Median
Hours per case, subdivision (c)(1)	85	47
Fees per case, subdivision (c)(2)	\$15,384	\$8,999
Costs per case, subdivision (c)(3)	\$ 382	\$ 0

<b>Total Hours and Fees – Discipline and General Litigation Cases Provision 7, subdivisions (d)(1), (d)(2), (d)(3) and (d)(4)</b>		
Type of Case	Total Hours	Total Fees
Discipline cases, subdivisions (d)(1) and (d)(2)	11,909	\$2,511,291
Other cases, subdivisions (d)(3) and (d)(4)	385	\$ 81,278
All cases combined	12,294	\$2,592,569



**APPENDIX H: FISCAL YEAR 2018-19**

<b>Discipline Cases at the Office of the Attorney General Provision 7, subdivisions (b)(1) and (b)(5)</b>			
Total Referrals, Active and Inactive	Adverse Action	Judicial Review	Total
Referrals start of the year, subdivision (b)(1)	247	12	259
Referrals received during the year	141	13	154
Referrals resolved during the year	236	15	251
Referrals end of the year, subdivision (b)(5)	152	10	162

<b>Further Investigation Requested and Received Provision 7, subdivisions (b)(2) and (b)(3)</b>	
Further investigation requests, subdivision (b)(2)	21
Supplemental investigations received, subdivision (b)(3)	24

<b>Number of Days for Adverse Action Adjudications Provision 7, subdivision (b)(4)</b>						
Minimum	Maximum	Mean	Goal	Above Goal	Median	Count
14	1,904	593	365	228	442	199

<b>Number of Days from Receipt of Referral to Hearing Commenced Provision 7, subdivision (b)(6)</b>				
Minimum	Maximum	Mean	Median	Count
89	1,784	732	595	45

<b>Hours, Fees and Costs for Adverse Action Cases Provision 7, subdivisions (c)(1), (c)(2) and (c)(3)</b>		
For 236 adverse action cases resolved:	Mean	Median
Hours per case, subdivision (c)(1)	90	64
Fees per case, subdivision (c)(2)	\$14,734	\$10,600
Costs per case, subdivision (c)(3)	\$ 312	\$ 0

<b>Total Hours and Fees – Discipline and General Litigation Cases Provision 7, subdivisions (d)(1), (d)(2), (d)(3) and (d)(4)</b>		
Type of Case	Total Hours	Total Fees
Discipline cases, subdivisions (d)(1) and (d)(2)	15,493	\$2,582,818
Other cases, subdivisions (d)(3) and (d)(4)	150	\$ 25,542
All cases combined	15,643	\$2,608,360

## APPENDIX I: Provision 6 Measures Reported

The Budget Act of 2022, Item 6360-001-0407, Provision 6 states:

- (a) The Attorney General shall submit a biannual report to the chairpersons and vice chairpersons of the budget committees of each house of the Legislature, the Legislative Analyst's Office, and the Department of Finance concerning the status of the teacher misconduct discipline caseload and other cases being handled by the Attorney General for the Commission on Teacher Credentialing. The biannual report shall be submitted by August 30 and February 28 of each year for the previous corresponding fiscal quarters.
- (b) Each report shall include, at a minimum, all of the following for teacher discipline matters:
  - (1) The number of matters with the Attorney General at the beginning of the reporting period.
  - (2) The number of matters for which further investigation was requested by the Attorney General.
  - (3) The number of matters for which further investigation was received by the Attorney General.
  - (4) The number of matters adjudicated by the Attorney General.
  - (5) The number of matters with the Attorney General at the end of the reporting period.
  - (6) The minimum, maximum, and median number of days from the date the Attorney General receives an accusation or statement of issues referral from the commission to the commencement of a hearing at the Office of Administrative Hearings for cases adjudicated during this period.
- (c) To determine the average cost of the Attorney General to adjudicate a case representing the commission, each report shall provide the following information for cases adjudicated in the reporting period specified in subdivision (a):
  - (1) The average and median number of hours worked by the staff of the Attorney General to adjudicate accusation and statement of issues matters.
  - (2) The average and median fees charged by the Attorney General to the commission to adjudicate accusation and statement of issues matters.
  - (3) The average and median litigation costs to adjudicate accusation and statement of issues matters.

(d) To determine the total activities conducted by the Attorney General to represent the commission for each period, the Attorney General shall report the following:

(1) The total hours worked during the period by staff of the Attorney General for representation of the commission in teacher discipline matters.

(2) The total fees charged during the period by the Attorney General to the commission for representation in teacher discipline matters.

(3) The total hours worked during the period by staff of the Attorney General for representation of the commission unrelated to teacher discipline matters.

(4) The total fees charged during the period by the Attorney General to the commission for representation unrelated to teacher discipline matters.

(e) This information shall be provided with the intent that recipients shall be able to determine the caseload input and output of the Attorney General in relation to representation of the commission in teacher discipline cases, especially as it relates to determining the average case processing time for accusation and statement of issues representation and adjudication, and proper funding level for handling the teacher discipline caseload and other legal work for the commission. Staff from the Attorney General shall provide timely followup information to staff from the offices identified in subdivision (a) upon request if further explanation or information is required.

## **APPENDIX J: Summary of the Adjudication Process**

The Commission on Teacher Credentialing Committee of Credentials reviews acts or omissions of a credential holder or applicant to determine whether probable cause exists for discipline. If the committee finds probable cause and recommends discipline, the credential holder or applicant has the right to appeal the recommendation, which initiates an adjudicatory hearing under Chapter 5 (commencing with Section 11500) of Division 3 of Title 2 of the Government Code (Administrative Procedure Act). The appeal is referred to the Office of the Attorney General to be prepared for hearing.

The deputy attorney general assigned to the case reviews the evidence supplied by the Commission on Teacher Credentialing to determine its sufficiency to meet the requisite burden of proof. If the evidence is insufficient and circumstances suggest additional avenues for evidentiary development, the deputy may request further investigation from the commission's investigators and the file remains open pending its receipt. When evidence is insufficient and further investigation is not recommended, or when legal issues prevent prosecution, the Office of the Attorney General declines prosecution and the case is closed.

When sufficient evidentiary support is identified, an accusation is prepared to initiate the adjudicatory hearing against a credential holder, or a statement of issues to set forth the grounds for denial of an application. The pleading is sent to the Commission on Teacher Credentialing for signature by the executive director, who is the complainant. The pleading is "filed" when the executive director signs it, and it is then returned to the Office of the Attorney General for service on the credential holder or applicant. Once served with an accusation, the credential holder must file a notice of defense within fifteen days or they will be in default. Once the notice of defense has been received in an accusation case, or the statement of issues has been served in an application denial case, a hearing is scheduled with the Office of Administrative Hearings. Many cases are resolved through settlement before hearing.

The deputy attorney general prosecutes the disciplinary case before the Office of Administrative Hearings. Upon conclusion of the hearing, the case is submitted to the administrative law judge who presides over the hearing, issues a proposed decision, and sends it to the Commission on Teacher Credentialing for its final decision.

Subdivision (b)(4) of Provision 6 requests the number of cases adjudicated by the Office of the Attorney General. “Adjudicated” means the work of the Office of the Attorney General is complete to bring the case back before the commission for its final decision.<sup>2</sup> “Adjudication” can occur in five ways:

1. Prosecution declined. Occasionally, the deputy attorney general determines that the evidence is insufficient and does not recommend further investigation, whereby prosecution is declined and the case is closed.
2. Withdrawal of request for hearing by respondent. Before a pleading is filed, the credential holder or applicant may withdraw the request for a hearing, thereby accepting the recommendation of the Committee of Credentials. The Commission on Teacher Credentialing then receives the recommendation of the Committee of Credentials for its ultimate decision.
3. Default. If a credential holder does not submit a timely notice of defense, the deputy attorney general prepares a default decision, which is sent to the commission for its final decision.
4. Settlement. The executive director may authorize a consent determination based on terms sufficient to provide for protection of the public, schoolchildren, and the profession, which will be presented to the Committee of Credentials for its recommendation and then to the commission for its final decision.
5. Hearing submitted. Upon completion of the adjudicatory hearing, the case is submitted to the administrative law judge, who prepares a proposed decision and sends it to the Commission on Teacher Credentialing for its final decision.

Even after the commission’s decision is issued, it may not be final. The respondent may exercise the right to petition for reconsideration, and if granted by the commission, the decision is reconsidered. This can also happen if the commission decides a case based on the default of the respondent who fails to file a notice of defense or appear at a duly noticed hearing. The commission can vacate the default decision and additional proceedings are then conducted to ultimately decide the case. Each of these “post-submission” events will lengthen case processing time and require further adjudication of the case.

Cases that have been adjudicated remain open at the Office of the Attorney General until the final decision is issued by the commission and the decision becomes effective. This concludes the case, except for any judicial review in superior court and ensuing appeal seeking to overturn the commission’s discipline decision. The commission generally meets six times per year, during which discipline cases are considered and final decisions made. It can therefore take two to three months after adjudication before final resolution of a discipline case. The following diagram outlines the adjudication process.

---

<sup>2</sup> When prosecution is declined, the case is not submitted to the commission for decision, and is closed.

## Flowchart – Adjudication Process

