

# IXI Pan-American Games Santiago 2023

# Santiago 2023

Juegos PanAm | ParapanAm

# Volleyball Final Report



**FIVB**

FEDERATION INTERNATIONALE  
DE VOLLEYBALL






**Santiago 2023**  
Juegos PanAm | ParapanAm



# Host City

The 2023 Pan American Games, officially the XIX Pan American Games and commonly known as Santiago 2023, is an international multi-sport event governed by the Panam Sports Organization, being held in Santiago, Chile from October 20 to November 5, 2023.

Santiago was unanimously acclaimed as the host city at the ANOC General Assembly in Prague on November 4, 2017. This will mark the first time Chile hosts the Pan American Games.



**Santiago**  
**2023**

Juegos PanAm | ParapanAm





**Santiago 2023**  
Juegos PanAm | ParapanAm



# The Venue

**Arena Parque O'Higgins**

**Location: Av. Beauchef 1204, Santiago de Chile**

**Capacity: 12,000 Fans**

**Discipline: Men's and Women's Volleyball**






**Santiago 2023**  
Juegos PanAm | ParapanAm



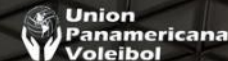
# The Venue

## Arena Parque O'Higgins





**Santiago 2023**  
Juegos PanAm | ParapanAm



# ITO Official Hotel

## Hotel Torremayor

Location: Av. Ricardo Lyon 322, 6650685 Santiago, Providencia, Región Metropolitana





**Santiago 2023**  
Juegos PanAm | ParapanAm



# Participating Teams Accommodations

## The Pan-American Village

Location: Cerrillos, Santiago Metropolitan Region, Chile

Capacity: 8,000 Athletes

Details: 1,346 apartments between 45 and 60 square meters (6 to 8 athletes per apartment)





**Santiago 2023**  
Juegos PanAm | ParapanAm

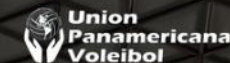


# Participating Teams Accommodations

## The Pan-American Village





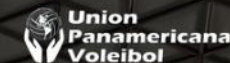


# International Technical Officials



Name	Function	Country
<b>CRISTOBAL MARTE HOFFIZ</b>	<b>PRESIDENT OF PAN-AMERICAN VOLLEYBALL UNION</b>	<b>DOMINICAN REPUBLIC</b>
<b>ARATEIDE CACERES HERNANDEZ</b>	<b>ADMINISTRATIVE ASSISTANT</b>	<b>DOMINICAN REPUBLIC</b>
<b>ARIEL SAINZ RODRIGUEZ</b>	<b>INTERNATIONAL TECHNICAL DIRECTOR</b>	<b>CUBA</b>
<b>FELIX AMBROSIO SABIO</b>	<b>COMPETITION DIRECTOR</b>	<b>HONDURAS</b>





# International Technical Officials

Name	Function	Country
GEORGE HIDEYUKI KUROKI	REFEREE COMMITTEE - WOMEN	BRAZIL
JORGE ISAAC VILLALOBOS	REFEREE COMMITTEE - WOMEN	COSTA RICA
JUAN ANGEL PEREYRA	REFEREE COMMITTEE - MEN	ARGENTINA
GUY BRADBURRY	REFEREE COMMITTEE - MEN	CANADA
PERLA CAROLINA RIVAS ABREU	PRESS DELEGATE	GUATEMALA
MARCIA RODRIGUEZ LOUREIRO	PRESS DELEGATE	BRAZIL
MANUEL ABRAHAM CALDERON	VIS DELEGATE	MEXICO
JUDITH SANDINO ALGUERA	VIS DELEGATE	NICARAGUA
RODRIGO NAVARRO	PHOTOGRAPHER	GUATEMALA
YINET CRUZ DIAZ	INFO-TECHNOLOGY	DOMINICAN REPUBLIC





# International Technical Officials

Name	Function	Country
CARLOS E. SANTIS RANGEL	APPEAL COMMITTEE	GUATEMALA
MARK ECKERT	APPEAL COMMITTEE	CANADA
GINO M. VEGAS URRUTIA	APPEAL COMMITTEE - MEN	PERU
FREDDY N. LEON CHAVEZ	APPEAL COMMITTEE - MEN	BOLIVIA
LAURO H. CEDENO COBENA	APPEAL COMMITTEE - WOMEN	ECUADOR
JUAN ANTONIO JESUS SARDO	APPEAL COMMITTEE - WOMEN	ARGENTINA
BRUNO BORGES DA FONSECA	MEDICAL DELEGATE - WOMEN	BRAZIL
NESTOR R. USECHE PEREA	MEDICAL DELEGATE - MEN	COLOMBIA
RONALD STAHL	VIDEO CHALLENGER	UNITED STATES
PAULO RICARDO TURCI	VIDEO CHALLENGER	BRAZIL



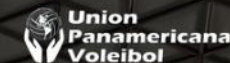
**Santiago 2023**  
Juegos PanAm | ParapanAm



# International Referees







# International Referees

Name	Function	Country
MISAEAL GALINDO REYES	REFEREE - MEN & WOMEN	COLOMBIA
SILVIO CORDOZO DA SILVEIRA	REFEREE - MEN & WOMEN	BRAZIL
PEDRO FABIAN CONCIA	REFEREE - MEN & WOMEN	ARGENTINA
CINTHIA HERNANDEZ	NEUTRAL REFEREE - MEN	COSTA RICA
WALDA MALDONADO	NEUTRAL REFEREE - WOMEN	GUATEMALA
YURY RAMIREZ ORTIZ	REFEREE - WOMEN	DOMINICAN REPUBLIC
MARICELA CANDELARIO	REFEREE - WOMEN	PUERTO RICO
LOURDES PEREZ	REFEREE - WOMEN	CUBA
DANIEL GONZALEZ	REFEREE - WOMEN	MEXICO
REINALDO I. VAREAGA BURGOS	REFEREE - WOMEN	CHILE





# International Referees

**Name**

**Function**

**Country**

**JUAN RIVERA**

**REFEREE - MEN**

**PUERTO RICO**

**RICARDO BORROTO**

**REFEREE - MEN**

**CUBA**

**JOSE OSVALDO BELTRE**

**REFEREE - MEN**

**DOMINICAN REPUBLIC**

**LUIS GERARDO MACIAS**

**REFEREE - MEN**

**MEXICO**

**JOSE A. MUNOZ HERNANDEZ**


**REFEREE - MEN**

**CHILE**





**Santiago 2023**  
Juegos PanAm | ParapanAm



# National Referees





**Santiago 2023**  
Juegos PanAm | ParapanAm



# National Staff





**Santiago 2023**  
Juegos PanAm | ParapanAm



# Press Committee





**Santiago 2023**  
Juegos PanAm | ParapanAm



# Volleyball Information System (VIS)



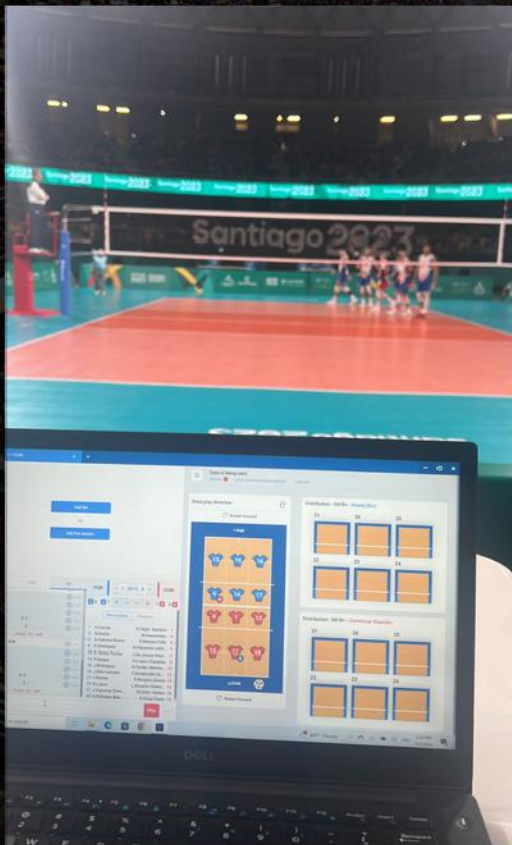




# Volleyball Information System (VIS)

The new FIVB Statistics Software “Volley Station” was implemented.

VIS Delegates Manuel Calderon and Judith Sandino were the responsible on creating the data according to FIVB standards and regulations and retrieve the statistics reports for its distribution to the Control Committee and Media







# BORNAN Sports Technology

Bornan is the current Technology partner of Panam Sports for the XIX Pan American Games.

An agreement was established with Bornan in which the VIS prevailed as the official system to generate results and stats reports for the Games.

The VIS Delegate was responsible to validate:

- P-1 form as the starting list for each match and the P-2 and P-3 forms were provided to Bornan.
- P-4, P-5, P-6, general results, as well as the daily bulletin were handed to Bornan to feed their database.





**Santiago 2023**  
Juegos PanAm | ParapanAm



# Volunteers





# Santiago 2023

Juegos PanAm | ParapanAm



# Volunteers





**Santiago 2023**  
Juegos PanAm | ParapanAm

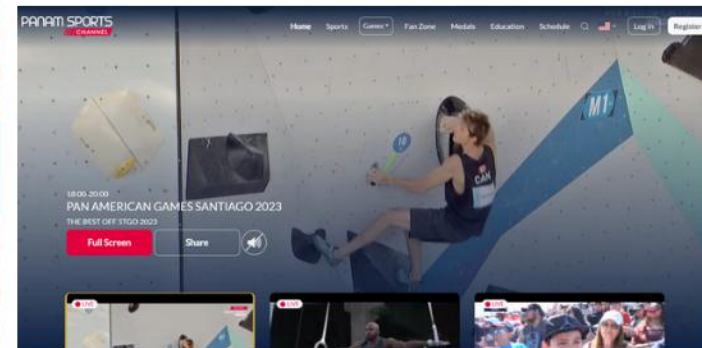


# Broadcasting

Volleyball was Livestreamed on Panam Sports Channel

PANAM SPORTS  
CHANNEL

Website: <https://www.panamsportschannel.org/main>





**Santiago 2023**  
Juegos PanAm | ParapanAm



# General Technical Meeting





**Santiago 2023**  
Juegos PanAm | ParapanAm




# Venue Final Inspection







# Participating Teams - Women's Volleyball



**CHI**



**ARG**



**BRA**



**COL**



**CUB**



**DOM**



**MEX**



**PUR**





## Preliminary Inquiry - Women's Volleyball








## Preliminary Inquiry - Women's Volleyball







## Teams - Women's Volleyball



**CHILE  
(CHI)**



**Coach: Eduardo Ruben  
Guillaume**





## Teams - Women's Volleyball



**CHILE**  
**(CHI)**

FIVB Ranking 62nd

Best Final Ranking at Panam Games 5th

Medals 0

### Outstanding Players



Carla Ruz (44) - Libero - Best Digger at Pan-American Games 2023



Beatriz Novoa (4) - Outside Hitter - Best Scorer at Pan-American Games 2023





# Teams - Women's Volleyball



**ARGENTINA  
(ARG)**



**Coach: : Daniel Jorge  
Castellani**







# Teams - Women's Volleyball

FIVB Ranking: 17th

Best Final Ranking at Panam Games: 3rd

Medals: 1

Country				Total
<b>ARG</b>	0	0	1	1



**ARGENTINA  
(ARG)**

## Outstanding Players



Soledad Rizzo (12) - Libero - Second Best Receiver at Pan-American Games 2023



Avril Garcia (24) - Middle Blocker - Third Best Middle Blocker at Pan-American Games 2023





# Teams - Women's Volleyball



**BRAZIL  
(BRA)**



**Coach: Paulo Do Rego  
Barros Junior**







# Teams - Women's Volleyball



**BRAZIL  
(BRA)**

FIVB Ranking: 3rd

Best Final Ranking at Panam Games: 1st Place

Medals: 10

Country				Total
<b>BRA</b>	<b>4</b>	<b>4</b>	<b>2</b>	<b>10</b>

## Outstanding Players



Lorena Viesel (4) - Middle Blocker - Second Best Middle Blocker at Pan-American Games 2023



Sabrina Machado (9) - Opposite - Best Opposite at Pan-American Games 2023





## Teams - Women's Volleyball



**COLOMBIA  
(COL)**



**Coach: Antonio Rizola  
Neto**







## Teams - Women's Volleyball



**COLOMBIA  
(COL)**

FIVB Ranking: 22nd

Best Final Ranking at Panam Games: 2nd

Medals: 1

Country				Total
COL	0	1	0	1

## Outstanding Players



Camila Gomez (13) - Libero - Best Libero at Pan-American Games 2023



Sofia Cuartas (12) - Opposite - Third Best Server at Pan-American Games 2023





## Teams - Women's Volleyball



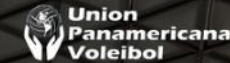
**CUBA  
(CUB)**



**Coach: Leivis Osmani  
Garcia Leon**







# Teams - Women's Volleyball



**CUBA**  
**(CUB)**

NORCECA Ranking: 23rd

Best Final Ranking at CAC Games: 1st

Medals: 12

Country				Total
<b>CUB</b>	<b>8</b>	<b>3</b>	<b>1</b>	<b>12</b>

## Outstanding Players



Ivy May Vila (25) - Outside Hitter - Fourth Best Attacker at Pan-American Games 2023



Laura B. Suarez (19) - Middle Blocker - Fourth Best Middle Blocker at Pan-American Games 2023





## Teams - Women's Volleyball



**DOMINICAN  
REPUBLIC  
(DOM)**



**Coach: Marcos Kwiek**







## Teams - Women's Volleyball



**DOMINICAN  
REPUBLIC  
(DOM)**

FIVB Ranking: 8th

Best Final Raking at Panam Games: 1st

Medals: 4

Country				Total
DOM	3	0	1	4

### Outstanding Players



Brayelin Martinez (20) - Outside Hitter - Best Spiker of Pan-American Games 2023



Niverka Marte (7) - Setter - Most Valuable Player at Pan-American Games 2023





## Teams - Women's Volleyball



**MEXICO  
(MEX)**



**Coach: Nicola Negro**





# Teams - Women's Volleyball



**MEXICO  
(MEX)**

NORCECA Ranking: 28th

Best Final Raking at Panam Games: 3rd

Medals: 1

Country				Total
<b>MEX</b>	<b>0</b>	<b>0</b>	<b>1</b>	<b>1</b>

## Outstanding Players



Ivonne Martinez (12) - Setter - Best Setter of Pan-American Games 2023



Grecia Castro (6) - Outside Hitter - Second Best Scorer of Pan-American Games 2023





# Teams - Women's Volleyball



**PUERTO RICO  
(PUR)**



**Coach: Juan Carlos  
Rodriguez Morales**





## Teams - Women's Volleyball



**PUERTO RICO  
(PUR)**

NORCECA Ranking: 16th

Best Final Ranking at Panam Games: 4th

Medals: 0

### Outstanding Players



Neira Ortiz (12) - Middle Blocker - Best Middle Blocker of Pan-American Games 2023



Shara Venegas (2) - Libero - Best Receiver of Pan-American Games 2023





# Group Composition - Women's Volleyball

## Group A



**BRA**



**ARG**



**PUR**



**CUB**

## Group B



**DOM**



**COL**



**MEX**



**CHI**



**Santiago 2023**  
Juegos PanAm | ParapanAm



# Event Calendar - Women's Volleyball

**Preliminary Round**  
**October 21st-23rd**

**Quarterfinals**  
**October 24th**

**Semifinals**  
**October 25th**

**Medal Matches**  
**October 26th**







# Competition Calendar - Women's Volleyball

21 OCTOBER

BRA 	10:30 AM	 CUB
PUR 	1:30 PM	 ARG
COL 	5:30 PM	 MEX
CHI 	8:30 PM	 DOM

22 OCTOBER

PUR 	10:30 AM	 CUB
BRA 	1:30 PM	 ARG
DOM 	5:30 PM	 MEX
CHI 	8:30 PM	 COL

23 OCTOBER

BRA 	10:30 AM	 PUR
ARG 	1:30 PM	 CUB
DOM 	5:30 PM	 COL
CHI 	8:30 PM	 MEX

\*\*\* TIME DISPLAYED IS LOCAL TIME \*\*\*





# Results - Women's Volleyball

21 OCTOBER

**BRA**  **3-0**  **CUB**  
25-14 | 25-16 | 25-16

**PUR**  **1-3**  **ARG**  
17-25 | 18-25 | 25-17 | 19-25

**COL**  **0-3**  **MEX**  
21-25 | 13-25 | 14-25

**CHI**  **0-3**  **DOM**  
18-25 | 17-25 | 11-25

22 OCTOBER

**PUR**  **3-0**  **CUB**  
25-20 | 25-16 | 25-18

**BRA**  **3-0**  **ARG**  
25-13 | 25-20 | 25-18

**DOM**  **3-0**  **MEX**  
25-15 | 25-17 | 25-19

**CHI**  **3-0**  **COL**  
29-27 | 25-23 | 25-7





# Results - Women's Volleyball

23 OCTOBER

**BRA**  **3-0**  **PUR**

25-15 | 25-22 | 25-21

**ARG**  **3-0**  **CUB**

25-23 | 25-16 | 25-15

**DOM**  **3-0**  **COL**

25-14 | 25-18 | 25-20

**CHI**  **1-3**  **MEX**

26-24 | 21-25 | 15-25 | 18-25

## Quarterfinals

24 OCTOBER

**MEX**  **3-0**  **PUR**

25-17 | 25-17 | 25-14

**ARG**  **3-2**  **CHI**

25-19 | 25-9 | 21-25 | 23-25 | 15-7





# Results - Women's Volleyball

## 25 OCTOBER CLASSIFICATION 5/8

**COL**  **3-0**  **PUR**

25-15 | 25-22 | 25-21

**CUB**  **3-0**  **CHI**

25-23 | 25-16 | 25-15

## SEMIFINALS

**DOM**  **3-1**  **ARG**

16-25 | 25-19 | 25-20 | 25-17

**BRA**  **3-2**  **MEX**

25-17 | 22-25 | 27-25 | 22-25 | 15-13

## 26 OCTOBER FINAL CLASSIFICATION 7/8

**PUR**  **3-0**  **CUB**

25-23 | 26-24 | 25-19

## FINAL CLASSIFICATION 5/6

**CUB**  **0-3**  **CHI**



21-25 | 20-25 | 17-25

## BRONZE MEDAL MATCH

**ARG**  **2-3**  **MEX**

25-22 | 23-25 | 25-22 | 18-25 | 13-15

## GOLD MEDAL MATCH

**DOM**  **3-0**  **BRA**

26-24 | 25-16 | 25-19



**Santiago 2023**  
Juegos PanAm | ParapanAm



# Action at Women's Volleyball







# Action at Women's Volleyball





**Santiago 2023**  
Juegos PanAm | ParapanAm



# Action at Women's Volleyball





**Santiago 2023**  
Juegos PanAm | ParapanAm



# Quarterfinals - Women's Volleyball





**Santiago 2023**  
Juegos PanAm | ParapanAm



# Semifinals - Women's Volleyball





**Santiago 2023**  
Juegos PanAm | ParapanAm



# Semifinals - Women's Volleyball







# Bronze Medal Match - Women's Volleyball





**Santiago 2023**  
Juegos PanAm | ParapanAm



# Gold Medal Match - Women's Volleyball





**Santiago 2023**  
Juegos PanAm | ParapanAm



# Award Ceremony - Women's Volleyball





**Santiago 2023**  
Juegos PanAm | ParapanAm



# Most Outstanding Players - Women's Volleyball







# Most Outstanding Players - Women's Volleyball



**Best Spiker**  
**Brayelin Martinez (20)**



**2nd Best Spiker**  
**Yonkaira Pena (16)**



**Best Middle Blocker**  
**Neira Ortiz (12)**







# Most Outstanding Players - Women's Volleyball



**2nd Best Middle Blocker**  
**Lorena Viezel (4)**



**Best Receiver**  
**Shara Venegas (2)**



**Best Server**  
**Yonkaira Pena (16)**








# Most Outstanding Players - Women's Volleyball



**Best Digger**  
**Carla Ruz (44)**



**Best Setter**  
**Ivone Martinez (12)**



**Best Opposite**  
**Sabrina Machado (9)**







# Most Outstanding Players - Women's Volleyball



**Best Scorer**  
**Beatriz Novoa (4)**



**Best Libero**  
**Camila Gomez (13)**







# Most Outstanding Players - Women's Volleyball



**Most Valuable Player (MVP)**

**Niverka Marte (7)**







# Final Standing - Women's Volleyball

- 1  **DOMINICAN REPUBLIC** 
- 2  **BRAZIL** 
- 3  **MEXICO** 
- 4  **ARGENTINA**
- 5  **CHILE**
- 6  **COLOMBIA**
- 7  **PUERTO RICO**
- 8  **CUBA**








# Women's Composite Medals

Country				Total
<b>CUB</b> 	8	3	1	12
<b>BRA</b> 	4	4	2	10
<b>DOM</b> 	3	0	1	4
<b>USA</b> 	2	5	5	12
<b>MEX</b> 	1	0	4	5
<b>PER</b> 	0	5	3	8
<b>COL</b> 	0	1	0	1
<b>ARG</b> 	0	0	1	1
<b>CAN</b> 	0	0	1	1





# Participating Teams - Men's Volleyball



**CHI**



**ARG**



**BRA**



**COL**



**CUB**



**DOM**



**MEX**



**PUR**





## Preliminary Inquiry - Women's Volleyball








## Preliminary Inquiry - Men's Volleyball







# Teams - Men's Volleyball



**CHILE  
(CHI)**



**Coach: Daniel Ruben  
Nejamkin**







## Teams - Men's Volleyball



**CHILE**  
**(CHI)**

FIVB Ranking 27th

Best Final Ranking at Panam Games 4th

Medals 0

### Outstanding Players



Vicente Parraguirre (5) - Outside Hitter - Second Best Scorer at Pan-American Games 2023



Jaime Bravo (17) - Libero - Third Best Digger at Pan-American Games 2023





# Teams - Men's Volleyball



**ARGENTINA  
(ARG)**



**Coach: Martin Ariel  
Lopez**







# Teams - Men's Volleyball

FIVB Ranking: 6th

Best Final Ranking at Panam Games: 1st

Medals: 8

Country				Total
ARG	3	1	4	8



**ARGENTINA**  
**(ARG)**

## Outstanding Players



Mauro Zelayeta (10) - Outside Hitter - Second Best Spiker at Pan-American Games 2023



Gustavo Maciel (18) - Middle Blocker - Second Best Blocker at Pan-American Games 2023





# Teams - Men's Volleyball



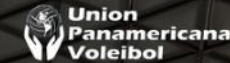
**BRAZIL  
(BRA)**



**Coach: Giuliano Ribas**







# Teams - Men's Volleyball



**BRAZIL  
(BRA)**

FIVB Ranking: 5th

Best Final Ranking at Panam Games: 1st Place

Medals: 17

Country				Total
<b>BRA</b>	<b>5</b>	<b>7</b>	<b>5</b>	<b>17</b>

## Outstanding Players



Henrique Honorato (8) - Outside Hitter - Most Valuable Player at Pan-American Games 2023



Darlan Ferreira Souza (18) - Opposite - Best Opposite and Best Server at Pan-American Games 2023





# Teams - Men's Volleyball



**COLOMBIA  
(COL)**



**Coach: Jorge Augusto  
Schmidt**







# Teams - Men's Volleyball



**COLOMBIA  
(COL)**

FIVB Ranking: 47th

Best Final Ranking at Panam Games: 3rd

Medals: 1

Country				Total
COL	0	0	1	1

## Outstanding Players



Daniel Aponza (23) - Middle Blocker - Fourth Best Blocker at Pan-American Games 2023



Leandro Mejia (8) - Middle Blocker - Best Blocker at Pan-American Games 2023





# Teams - Men's Volleyball



**CUBA  
(CUB)**



**Coach: Jesus Angel Cruz  
Lopez**







# Teams - Men's Volleyball



**CUBA**  
**(CUB)**

FIVB Ranking: 11th

Best Final Ranking at Panam Games: 1st

Medals: 13

Country				Total
<b>CUB</b>	<b>5</b>	<b>5</b>	<b>3</b>	<b>13</b>

## Outstanding Players

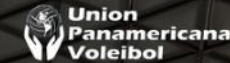


Miguel Lopez (18) - Outside Hitter - Best Scorer and Best Spiker at Pan-American Games 2023



Jose Israel Masso (1) - Middle Blocker - Third Best Blocker at Pan-American Games 2023





## Teams - Men's Volleyball



**DOMINICAN  
REPUBLIC  
(DOM)**



**Coach: Jose Gutierrez  
Sanchez**







## Teams - Men's Volleyball



**DOMINICAN  
REPUBLIC  
(DOM)**

FIVB Ranking: 30th

Best Final Ranking at Panam Games: 5th

Medals: 0

### Outstanding Players



Enger Mieses (5) - Libero - Best Digger and Best Libero at Pan-American Games 2023



Hector Alexis Cruz (19) - Outside Hitter - Third Best Scorer at Pan-American Games 2023





## Teams - Men's Volleyball



**MEXICO  
(MEX)**



**Coach: Jorge Miguel  
Azair Lopez**







## Teams - Men's Volleyball



**MEXICO**  
**(MEX)**

FIVB Ranking: 34th

Best Final Raking at Panam Games: 2nd

Medals: 3

Country				Total
MEX	0	1	2	3

## Outstanding Players



Miguel Angel Garcia (96) - Setter - Fifth Best Setter at Pan-American Games 2023



Hiram Said Bravo (3) - Libero - Second Best Digger at Pan-American Games 2023





# Teams - Men's Volleyball



**PUERTO RICO  
(PUR)**



**Coach: Oswald Antonetti  
Cameron**







## Teams - Men's Volleyball



**PUERTO RICO  
(PUR)**

FIVB Ranking: 32th

Best Final Raking at Panam Games: 4th

Medals: 0

### Outstanding Players



Pelegrin Vargas (14) - Outside Hitter - Fifth Best Scorer at Pan-American Games 2023



Arnel Cabrera (4) - Libero - Third Best Libero at Pan-American Games 2023





# Group Competition - Men's Volleyball

## GROUP A



**BRA**



**CUB**



**MEX**



**COL**

## GROUP B



**ARG**



**CHI**



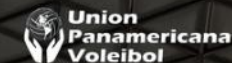
**DOM**



**PUR**



**Santiago 2023**  
Juegos PanAm | ParapanAm



# Event Calendar - Men's Volleyball

**Preliminary Round**  
**October 30th - November 1st**

**Quarterfinals**  
**November 2nd**

**Semifinals**  
**November 3rd**

**Medal Matches**  
**November 4th**







# Competition Calendar - Men's Volleyball

## 30 OCTOBER

BRA		10:30 AM		COL
CUB		1:30 PM		MEX
ARG		5:30 PM		PUR
CHI		8:30 PM		DOM

## 31 OCTOBER

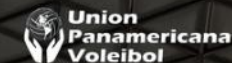
CUB		10:30 AM		COL
BRA		1:30 PM		MEX
ARG		5:30 PM		DOM
CHI		8:30 PM		PUR

## 1ST NOVEMBER

BRA		10:30 AM		CUB
MEX		1:30 PM		COL
PUR		5:30 PM		DOM
CHI		8:30 PM		ARG

\*\*\* TIME DISPLAYED IS LOCAL TIME \*\*\*





# Results - Men's Volleyball

OCTOBER 30th

OCTOBER 31ST

**BRA**  **3-0**  **COL**

**CUB**  **3-0**  **COL**

25-20 | 25-17 | 25-10

25-22 | 25-23 | 25-23

**CUB**  **3-2**  **MEX**

**BRA**  **3-0**  **MEX**

25-20 | 24-26 | 19-25 | 27-25 | 15-10

25-13 | 25-15 | 25-20

**ARG**  **3-0**  **PUR**

**ARG**  **3-1**  **DOM**

25-23 | 26-24 | 25-15

20-25 | 30-28 | 25-17 | 25-20

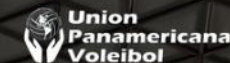
**CHI**  **3-1**  **DOM**

**CHI**  **3-1**  **PUR**

25-20 | 21-25 | 25-22 | 25-21

26-28 | 25-18 | 25-21 | 25-23





# Results - Men's Volleyball

NOVEMBER 1ST

**BRA**  **3-2**  **CUB**

25-23 | 25-16 | 18-25 | 25-27 | 18-16

**MEX**  **0-3**  **COL**

23-25 | 23-25 | 19-25

**PUR**  **3-1**  **DOM**

25-23 | 18-25 | 25-19 | 25-20

**CHI**  **0-3**  **ARG**

15-25 | 20-25 | 21-25

## Quarterfinals

24 OCTOBER

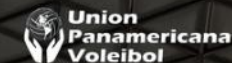
**CHI**  **1-3**  **COL**

20-25 | 25-21 | 19-25 | 23-25

**CUB**  **3-2**  **PUR**

25-16 | 25-21 | 13-25 | 22-25 | 15-11





# Results - Men's Volleyball

## 25 OCTOBER CLASSIFICATION 5/8

**DOM**  **3-2**  **CHI**

22-25 | 25-19 | 21-25 | 26-24 | 16-14

**MEX**  **3-0**  **PUR**

25-21 | 22-25 | 25-21 | 28-30 | 16-14

## SEMIFINALS

**ARG**  **3-1**  **CUB**

21-25 | 25-22 | 25-18 | 25-18

**BRA**  **3-0**  **COL**

26-24 | 25-18 | 25-15

## 26 OCTOBER FINAL CLASSIFICATION 7/8

**CHI**  **3-0**  **PUR**

25-22 | 25-15 | 25-18

## FINAL CLASSIFICATION 5/6

**DOM**  **3-1**  **MEX**

31-33 | 25-22 | 25-18 | 25-22

## BRONZE MEDAL MATCH

**CUB**  **1-3**  **COL**

30-32 | 25-15 | 27-29 | 17-25

## GOLD MEDAL MATCH

**ARG**  **0-3**  **BRA**

23-25 | 13-25 | 22-25



**Santiago 2023**  
Juegos PanAm | ParapanAm



# Action at Men's Volleyball





**Santiago 2023**  
Juegos PanAm | ParapanAm



# Action at Men's Volleyball





**Santiago 2023**  
Juegos PanAm | ParapanAm



# Action at Men's Volleyball





**Santiago 2023**  
Juegos PanAm | ParapanAm



# Quarterfinals - Men's Volleyball





**Santiago 2023**  
Juegos PanAm | ParapanAm



# Semifinals - Men's Volleyball





**Santiago 2023**  
Juegos PanAm | ParapanAm



# Semifinals - Men's Volleyball





**Santiago 2023**  
Juegos PanAm | ParapanAm



# Bronze Medal Match - Men's Volleyball





**Santiago 2023**  
Juegos PanAm | ParapanAm



# Gold Medal Match - Men's Volleyball





**Santiago 2023**  
Juegos PanAm | ParapanAm



# Award Ceremony - Men's Volleyball







# Most Outstanding Players - Men's Volleyball







# Most Outstanding Players - Men's Volleyball



**Best Spiker**  
**Miguel Lopez (18)**



**2nd Best Spiker**  
**Mauro Zelayeta (10)**



**Best Middle Blocker**  
**Leandro Mejia (8)**







# Most Outstanding Players - Men's Volleyball



**2nd Best Middle Blocker**  
**Gustavo Macial (18)**



**Best Receiver**  
**Maique Nascimento (15)**



**Best Server**  
**Darlan Ferreira Souza (18)**







# Most Outstanding Players - Men's Volleyball



**Best Digger**  
**Enger Mieses (5)**



**Best Setter**  
**Matheus Gonçalves (5)**



**Best Opposite**  
**Darlan Ferreira Souza (18)**







# Most Outstanding Players - Men's Volleyball



**Best Scorer**  
**Miguel Lopez (18)**



**Best Libero**  
**Enger Mieses (5)**







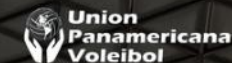
# Most Outstanding Players - Men's Volleyball



**Most Valuable Player (MVP)**  
**Henrique Honorato (8)**







# Final Standing - Men's Volleyball

- 1  **BRAZIL** 
- 2  **ARGENTINA** 
- 3  **COLOMBIA** 
- 4  **CUBA**
- 5  **DOMINICAN REPUBLIC**
- 6  **MEXICO**
- 7  **CHILE**
- 8  **PUERTO RICO**







# Men's Composite Medals

Country				Total
<b>BRA</b> 	5	7	5	17
<b>CUB</b> 	5	5	3	13
<b>ARG</b> 	3	1	4	8
<b>VEN</b> 	1	0	0	1
<b>MEX</b> 	0	1	2	3
<b>CAN</b> 	0	0	3	3
<b>COL</b> 	0	0	1	1



**Santiago 2023**  
Juegos PanAm | ParapanAm



# Follow Us



[www.norceca.net](http://www.norceca.net)



[@Norceca\\_info](https://www.instagram.com/Norceca_info)



[@Norcecainfo](https://www.facebook.com/Norcecainfo)



[@Norceca\\_info](https://www.x.com/Norceca_info)



**Santiago 2023**  
Juegos PanAm | ParapanAm



# BULLETINS



# VOLLEYBALL

## Women's



ARG



BRA



CHI



COL

# Santiago



Juegos  
PanAm | ParapanAm



CUB



DOM



MEX



PUR

## Bulletin No 1

Thursday, October 19, 2023.





# IMPORTANT

## Competition Format

### 9.1 Classification, Quarterfinal and Semifinal Rounds

For the Classification, Quarterfinal, and Semifinal Rounds, according to the FIVB General Competition Regulations, it must be avoided that teams from the same group play each other as established in the competition format.

9.2 According to the established competition format and the FIVB General Regulations, for the Classification, Quarterfinal, and Semifinal Rounds, if three teams from the same group qualify, the match between the highest ranked team and the lowest ranked team of their Preliminary Round will be repeated.

### 9.3 Round Robin Ranking

To establish the ranking of teams after Preliminary Round, the ranking of the teams will be determined as follows:

1. By the results of matches won and lost.
2. In case of equality in the number of matches won and lost, among two or more teams of the same group, the final ranking of the teams will be determined by the number of points gained among teams of the same group during the Preliminary Round.
3. The following points will be awarded to each team per match, according to the number of sets won/lost:

Match won 3-0 = 5 points

Match lost 0-3 = 0 point

Match won 3-1 = 4 points

Match lost 1-3 = 1 points

Match won 3-2 = 3 points

Match lost 2-3 = 2 points

Match forfeited = 0 points (0-25, 0-25, 0-25)

### 9.4 Tie Breaking Procedure

In case of equality in the number of points gained by two or more teams, the tie will be broken by the points ratio with the following criteria, in order of importance:

- A) **Point Quotient:** In case of equality in the number of points gained by two or several teams they will be classified in descending order by the quotient resulting from the division of all points scored by the total of points lost.
- B) **Set Quotient:** If the tie persists as per the points quotient the teams will be classified in descending order by the quotient resulting from the division of the number of all sets won by the number of all sets lost.
- C) **If the tie continues as per the set quotient between two teams,** the priority will be given to the team which won the last match between them.
- D) **When the tie is between three or more teams** a new classification of these teams will be made taking into consideration only the matches in which they were opposed to each other.



# Santiago 2023

Juegos PanAm | ParapanAm

Santiago de Chile • October 21-26



## Union Panamericana Voleibol

Día / Day	Hora / Time	Competition Venue - FOP	Hora / Time	Training Court 1 - Centro Elige vivir Sano Lo Espejo	Training Court 2 - Centro Elige vivir Sano San Ramón	
18-oct-23	8:00		8:00	CUBA	BRAZIL	
	9:30		9:30	CHILE	PUERTO RICO	
	11:00		11:00	DOMINICANA	ARGENTINA	
	12:30		12:30	COLOMBIA	MEXICO	
19-oct-23	8:00	MEXICO				
	9:30	CUBA				
	11:00	PUERTO RICO				
	12:30	DOMINICANA				
	14:00	ARGENTINA				
	15:30	COLOMBIA				
	17:00	BRASIL				
	18:30	CHILE				
	20:00	PRACTICAL CLINIC				
					Preliminary Inquiry	
				Time	Country	
				9:00	CHI	
				9:45	DOM	
				10:30	COL	
				11:15	ARG	
				12:00	MEX	
				12:45	CUB	
				13:30	PUR	
				14:15	BRA	
20-oct-23	8:00			ARGENTINA	COLOMBIA	
	9:30			MEXICO	PUERTO RICO	
	11:00			CUBA	BRASIL	
	12:30			CHILE	DOMINICANA	
21-oct-23	9:00		9:00	COLOMBIA	MEXICO	
	10:30		10:30	CHILE	DOMINICANA	
	10:30	BRA Vs CUBA				
	13:30	PUR Vs ARG				
	17:30	COL Vs MEX				
	19:00		19:00	BRASIL	CUBA	
	20:30		20:30	PUERTO RICO	ARGENTINA	
20:30	CHI Vs DOM					
22-oct-23	9:00		9:00	DOMINICANA	MEXICO	
	10:30		10:30	CHILE	COLOMBIA	
	10:30	PUR Vs CUB				
	13:30	BRA Vs ARG				
	17:30	DOM Vs MEX				
	19:00		19:00	PUERTO RICO	CUBA	
	20:30		20:30	BRASIL	ARGENTINA	
20:30	CHI Vs COL					
23-oct-23	9:00		9:00	DOMINICANA	COLOMBIA	
	10:30		10:30	CHILE	MEXICO	
	10:30	BRA Vs PUR				
	13:30	ARG Vs CUB				
	17:30	DOM Vs COL				
	19:00		19:00	BRASIL	PUERTO RICO	
	20:30		20:30	ARGENTINA	CUBA	
20:30	CHI Vs MEX					
24-oct-23	9:00		9:00	4to.-GRUPO-A	4to.-GRUPO-B	
	10:30		10:30	1er.-GRUPO-A	1er.-GRUPO-B	
	10:30	2do GRUPO B Vs 3er GRUPO A				
	13:30	2do GRUPO A Vs 3er. GRUPO B				
	19:00		19:00	2do. GRUPO-B	3er. GRUPO-A	
	20:30		20:30	2do. GRUPO-A	3er. GRUPO-B	
	20:30					
25-oct-23	9:00		9:00	1er.-GRUPO-B	GP 13 O 14	
	10:30		10:30	1er.-GRUPO-A	GP 14 O 13	
	10:30	4to.- GRUPO-B Vs P-JUEGO 13 O 14				
	13:30	4to.- GRUPO-A Vs P-JUEGO 14 O 13				
	17:30	1er.-GRUPO-B Vs G-JUEGO 13 O 14				
	19:00		19:00	4to.- GRUPO-B	PP 13 O 14	
	20:30		20:30	4to.- GRUPO-A	PP 14 O 13	
20:30	1er.-GRUPO-A Vs G-JUEGO 14 O 13					
26-oct-23	9:00		9:00	PP 17	PP 18	
	10:00	P- JUEGO 15 Vs P-JUEGO 16				
	10:30		10:30	GP 17	GP 18	
	13:00	G-JUEGO 15 Vs G-JUEGO 16				
	17:00	P-JUEGO 17 Vs P-JUEGO 18				
20:00	G-JUEGO 17 Vs G-JUEGO 18					



Union  
Panamericana  
Voleibol

















**ARG • Argentina**

**PLAYERS**

Shirt no	Last name	First name	Shirt name	Pos.	Birthdate	Height [cm]	Highest reach		Club	National selections			
							Spike [cm]	Block [cm]		WC	OG	Oth.	Total
1	Vera	Tatiana	Vera	S	26-Mar-1993	173	295	282	Feel Alcobendas (ESP)	-	-	29	29
5	Salinas	Candela Sol	Salinas	OH	23-May-2000	183	278	265	Picco Lecco (ITA)	25	-	55	80
8	Cosulich Martinez	Maria Luz	Cosulich	S	04-Mar-1996	171	265	255	Volley Lugano (SUI)	-	-	4	4
10	C Bulaich Simian	Daniela	Bulaich	OH	05-Sep-1997	178	301	285	Tecnoteam Albese Volley Como (IT)	15	5	65	85
11	Corbalan	Maria De La Paz	Corbalan	OP	07-Nov-1998	175	283	275	Emeve Lugo (ESP)	8	-	28	36
12	Rizzo	Tatiana Soledad	Rizzo	L	30-Dec-1986	178	270	250	Benfica (POR)	15	10	91	116
13	Farrion	Bianca	Farrion	MB	18-Dec-2001	185	307	292	Olympiakos (GRE)	25	5	33	63
18	Lopez	Daiana	Lopez	OH	11-May-1995	183	278	265	Club Unilife Maringá Amavolley (BR)	-	-	2	2
20	Pelozo	Maria Agostina	Pelozo	OH	19-Nov-1999	165	277	263	Sonder (ARG)	17	-	32	49
22	Perez	Dalima Nicole	Perez	OH	01-Apr-2004	181	295	295	GELP (ARG)	24	-	11	35
23	Studer	Zoe Sharon	Studer	MB	15-Oct-2005	185	296	285	Villa Dora (ARG)	8	-	5	13
24	Garcia	Avril	Garcia	MB	26-Sep-2004	186	304	280	GELP (ARG)	16	-	6	22

**OFFICIALS**

<b>Head Coach:</b>	Daniel Jorge Castellani (AR) / Id: 3905
<b>Assistant Coach:</b>	Facundo Morando (AR) / Id: 3970
<b>2nd Assistant Coach:</b>	Pablo Martin Ambrosini (AR) / Id: 4772
<b>Doctor:</b>	Daniela Franco (AR) / Id: 182807
<b>Physiotherapist:</b>	Maria Rocio Flamini (AR) / Id: 180973

**UNIFORM COLORS**

Team	Main: Light Blue and White
	2nd: Black
	3rd: White
Liberos	Main: Black
	2nd: White
	3rd: Light Blue and White

**STATISTICS**

Data	Minimum	Average	Maximum
Height:	165	179	186
Spike:	265	287	307
2-hand block:	250	274	295
National selections:	2	45	116



**molten**  
For the real game

**molten**  
For the real game

**molten**  
For the real game





### BRA • Brazil

#### PLAYERS

Shirt no	Last name	First name	Shirt name	Pos.	Birthdate	Height [cm]	Highest reach		Club	National selections		
							Spike [cm]	Block [cm]		WC	OG	Oth.
1	C Rios	Naiane De Almeida	Naiane	S	29-Nov-1994	179	276	281	Praia Clube (BRA)			7
2	Leite	Carolina	Carol	S	15-Nov-1992	173	274	279	Barueri Volleyball Club (BRA)			
3	Basso	Maiara	Maiara	OH	03-Jan-1996	189	295	282	Sesi Bauru (BRA)			3
4	Viezel	Lorena Giovana	Lorena	MB	21-Jul-1999	190	309	290	Praia Clube (BRA)	1		4
5	Costa	Talia	Talia	OH	10-Jul-1997	178	290	281	Barueri Volleyball Club (BRA)			
7	Segato Maestri	Aline	Aline	OH	16-Nov-2005	184	294	279	Barueri Volleyball Club (BRA) (BRA)	-		-
9	Machado	Sabrina	Sabrina	OP	09-Apr-1996	179	288	274	Rio de Janeiro Vôlei Clube (BRA)			
10	Lemes Santos	Tainara	Tainara	OP	09-Mar-2000	190	306	289	Praia Clube (BRA)	1		5
11	da Silva Nezzo	Luzia	Luzia	MB	17-Mar-2004	199	311	290	Barueri Volleyball Club (BRA) (BRA)			-
12	Besen	Larissa	Larissa	MB	02-Mar-2001	190	304	298	Barueri Volleyball Club (BRA)			
15	Wenk Hoengen	Helena	Helena	OH	11-Feb-2005	199	313	302	Rio de Janeiro Vôlei Clube (BRA)			
22	Vasques	Lais	Lais	L	12-Feb-1996	171	275	274	Rio de Janeiro Vôlei Clube (BRA) (			1

#### OFFICIALS

<b>Head Coach:</b>	Paulo Do Rego Barros Junior (BR) / Id: 3266
<b>Assistant Coach:</b>	Wagner Luiz Coppini Fernandes (BR) / Id: 3650
<b>Doctor:</b>	Julio Cesar Nardelli (BR) / Id: 180265
<b>Physiotherapist:</b>	Fernando Alves Fernandes (BR) / Id: 180756

#### UNIFORM COLORS

<b>Main:</b>	YELLOW
<b>2nd:</b>	BLUE
<b>3rd:</b>	WHITE
<b>Main:</b>	BLUE
<b>2nd:</b>	WHITE
<b>3rd:</b>	YELLOW

#### STATISTICS

<b>Data</b>	<b>Minimum</b>	<b>Average</b>	<b>Maximum</b>
<b>Height:</b>	171	185	199
<b>Spike:</b>	274	295	313
<b>2-hand block:</b>	274	285	302



### Union Panamericana Voleibol





# CHI • Chile

### PLAYERS

Shirt no	Last name	First name	Shirt name	Pos.	Birthdate	Height [cm]	Highest reach		Club	National selections			
							Spike [cm]	Block [cm]		WC	OG	Oth.	Total
2	Giglio Batailler	Florencia	Giglio	OH	20-Jan-2004	180	302	285	Boston College (CHI)	-	-	6	6
4	C Novoa	Beatriz	Novoa	OH	05-Feb-2001	176	310	297	Colo Colo (CHI)	-	-	19	19
5	Salinas Limaco	Paula	Salinas	S	30-Oct-2000	167	277	270	Colo-Colo (CHI)	-	-	14	14
6	Morales Villalobos	Karen Belen	Morales	MB	10-Sep-1998	188	308	295	COLO-COLO (CHI)	-	-	15	15
7	Aylwin Debarca	Dominga	Aylwin	OH	03-Nov-2005	184	285	271	Colo Colo (CHI)	1	-	4	5
8	Badilla Morales	Gabriela Ignacia	Badilla	OH	03-Feb-2003	177	285	275	Murano (CHI)	-	-	8	8
9	Sandrock Cox	Elisa	Sandrock	MB	25-Mar-2002	182	310	299	Murano (CHI)	-	-	5	5
10	Mendoza Fuster	Camila	Mendoza	MB	15-Jul-1998	183	300	293	Boston College (CHI)	-	-	6	6
12	Vallebuona Moreno	Isabella	Vallebuona	S	12-Feb-2002	182	295	290	Aleman de Concepción (CHI)	-	-	9	9
13	Vallejos	Paula	Vallejos	OP	13-Sep-1994	181	293	288	Colo Colo (CHI)	-	-	4	4
15	Schwartzman Hechenleithner	Petra	Schwartzman	OP	22-Jul-2005	183	306	276	Boston College (CHI)	1	-	5	6
44	Ruz	Carla	Ruz	L	26-Sep-1991	160	270	265	La Pintana (CHI)	-	-	6	6

### OFFICIALS

<b>Head Coach:</b>	Eduardo Rubén Guillaume (AR) / Id: 4653
<b>Assistant Coach:</b>	Mauricio Andrés Montero Sepúlveda (CL) / Id: 4660
<b>2nd Assistant Coach:</b>	Alejandro Marín Hormazabal (CL) / Id: 4913
<b>Physical Trainer:</b>	Vicente Ormazabal Medina (CL) / Id: 402452

### UNIFORM COLORS

<b>Main:</b>	Red
<b>2nd:</b>	Blue
<b>3rd:</b>	White
<b>Main:</b>	Blue
<b>2nd:</b>	White
<b>3rd:</b>	Red

### STATISTICS

<b>Data</b>	<b>Minimum</b>	<b>Average</b>	<b>Maximum</b>
<b>Height:</b>	160	179	188
<b>Spike:</b>	270	295	310
<b>2-hand block:</b>	265	284	299
<b>National selections:</b>	4	9	19



*Union Panamericana Voleibol*

*[Handwritten signature]*

molten  
For the next game

molten  
For the next game

molten  
For the next game





# COL • Colombia

### PLAYERS

Shirt no	Last name	First name	Shirt name	Pos.	Birthdate	Height [cm]	Highest reach		Club	National selections		
							Spike [cm]	Block [cm]		WC	OG	Oth.
8	Zapata Rodriguez	Laura	Laura Z	OH	08-May-2005	156	245	23	Liga Risaraldense (COL)			2
9	Ospino Montero	Maira Alejandra	Maira	MB	29-Jul-1998	180	290	282	Liga Atlantico (COL)			1
10	Toro	Juliana	Juliana	OH	29-Jan-1995	166	257	246	Liga Antioqueña (COL)	1		5
12	Cuartas Piñeres	Sofia	Sofia	OP	02-Feb-2004	180	273	277	Liga Antioqueña (COL)			
13	C Gomez	Camila	Camila	L	06-Jul-1995	160	263	260	Liga Vallecaucana (COL)	1		10
14	Velasquez	Angie	Angie Melisa	S	13-Jun-2000	171	275	264	Liga Cundinamarca (COL)	1		2
18	Agudelo Marin	Paulina	Paulina	MB	07-Jan-2006	181	281	265	Liga Antioqueña (COL)			1
21	Manco Gonzalez	Doris	Doris	S	25-Jan-2007	175	276	257	Liga Antioqueña (COL)			
22	Villalobos Rueda	Natalia	Natalia	OH	22-Dec-1999	168	283	277	Liga Atlantico (COL)			
26	Lucumi Briche	Sheilla Belen	Sheilla	MB	15-Jun-2004	188	296	291	Liga Vallecaucana (COL)			
28	Arroyave Gomez	Isabella	Isabella	OH	23-Oct-2006	182	280	254	Liga Antioqueña (COL)	-	-	-
30	Laguado Raigosa	Juliana	Laguado	OH	04-Jun-2006	178	298	282	Liga Antioqueña (COL)	-	-	-

### OFFICIALS

Head Coach:	ANTONIO RIZOLA NETO (BR) / Id: 4706
Assistant Coach:	Hernan Alonso Osorio Estrada (CO) / Id: 5439
2nd Assistant Coach:	Enrique Amado Bugallo Tellez (CO) / Id: 5307

### UNIFORM COLORS

Main:	Amarillo
2nd:	Azul
3rd:	Blanco
Main:	Azul
2nd:	Blanco
3rd:	Amarillo

### STATISTICS

Data	Minimum	Average	Maximum
Age:	25.2	25.2	25.2
Height:	156	174	188
Spike:	245	276	298
2-hand block:	23	248	291
National selections:	0	0	0



Union Panamericana Voleibol

### Liberos


Main:	Azul
2nd:	Blanco
3rd:	Amarillo

molten For the next game.

molten For the next game.

molten For the next game.



 **CUB • Cuba**

**PLAYERS**

Shirt no	Last name	First name	Shirt name	Pos.	Birthdate	Height [cm]	Highest reach		Club	National selections		
							Spike [cm]	Block [cm]		WC	OG	Oth.
1	Grafort Maren	Lisania	Grafort	OP	30-Nov-2004	180	301	291	Santiago de Cuba (CUB)	4		29
4	Garcia Anglada	Lianet	Lianet	MB	24-Dec-2004	186	289	306	Santic Spiritus (CUB)	1		16
5	Martinez Hernandez	Dayana	Martinez	MB	19-Oct-2002	190	285	280	Cienfuegos (CUB)	12		7
6	De La Peña Gonzalez	Yalain Regla	De la Peña	OH	06-Sep-2003	183	278	275	La Habana (CUB)	7		29
9	Nold Ferrer	Brenda Mia	Mia	S	22-Jan-2005	178	298	290	La Habana (CUB)	1		16
10	Gomez Chacon	Alejandra	Alejandra	OP	03-Jan-2005	183	221	215	Santiago de Cuba (CUB)			26
16	Castillo Leyva	Thainalien	Leyva	OH	17-Mar-2003	180	230	227	Granma (CUB)	3		7
19	C Suarez Hernandez	Laura Beatriz	Suarez	MB	13-Dec-1998	185	304	292	Pinar Del Rio (CUB)	6		18
22	Hernandez Rojas	Lisbeysis Ines	Hernandez	S	21-May-2004	188	306	306	La Habana (CUB)	1		34
25	Vila Wittingham	Ivy May	Vila	OH	22-Jul-2001	181	235	232	Camaguey (CUB)	8		16
26	Ruiz Pis	Yamilena	Ruiz	L	31-Jan-2003	180	289	285	Holguin (CUB)	2		23
27	Garcia Bravo	Liz Gabriela	Liz	OH	10-Feb-2006	178	308	300	Pinar del Rio (CUB)	2		30

**OFFICIALS**

<b>Head Coach:</b>	Leivis Osmani Garcia Leon (CU) / Id: 4361
<b>Assistant Coach:</b>	Norka Latamblet Daudinot (CU) / Id: 5414

**UNIFORM COLORS**

<b>Main:</b>	RED
<b>2nd:</b>	BLUE
<b>3rd:</b>	WHITE
<b>Main:</b>	WHITE
<b>2nd:</b>	RED
<b>3rd:</b>	BLUE

**STATISTICS**

<b>Data</b>	<b>Minimum</b>	<b>Average</b>	<b>Maximum</b>
<b>Height:</b>	178	183	190
<b>Spike:</b>	221	279	308
<b>2-hand block:</b>	215	275	306

Liberos

*Feb* *Olga* *Spika*







# DOM • Dominican Republic

## PLAYERS

Shirt no	Last name	First name	Shirt name	Pos.	Birthdate	Height [cm]	Highest reach		Club	National selections			
							Spike [cm]	Block [cm]		WC	OG	Oth.	Total
1	Arias Perez	Candida Estefany	Arias	MB	11-Mar-1992	194	320	315	San Cristobal (DOM)	44	6	84	134
3	Eve Mejia	Lisvel Elisa	Eve	MB	10-Sep-1991	194	325	315	Puerto Plata (DOM)	23	1	116	140
4	Peralta Luna	Vielka Michelle	Peralta	OH	13-Apr-1999	186	310	305	Deportivo Nacional (DOM)	16		32	
5	Castillo	Brenda	Castillo	L	05-Jun-1992	167	245	230	San Cristobal (DOM)	25	6	130	161
7	C Marte Frica	Niverka Dharlenis	Marte	S	19-Oct-1990	178	295	283	Deportivo Nacional (DOM)	30	6	69	105
12	Perez Javier	Yokaty	Perez	S	06-Aug-1998	178	291	257	Los Cachorros (DOM)	32		40	
16	Peña Isabel	Yonkaira Paola	Peña Isabel	OH	10-May-1993	190	320	310	Deportivo Nacional (DOM)	31	6	125	162
18	De La Cruz De Peña	Bethania	De La Cruz	OH	13-May-1987	188	330	320	Deportivo Nacional (DOM)	35	6	194	235
20	Martinez	Brayelin Elizabeth	Martinez	OH	11-Sep-1996	201	330	320	Deportivo Nacional (DOM)	52	6	108	166
21	Martinez	Jineiry	Martinez	MB	03-Dec-1997	192	305	280	Mirador (DOM)	6		100	
23	Gonzalez Lopez	Gaila Ceneida	Gonzalez	OP	25-Jun-1997	190	304	276	Mirador (DOM)	21	6	108	135
25	Martinez Caro	Larysmer	Martinez	OH	18-Oct-1996	174	288	258	Deportivo Nacional (DOM)	16		68	

## OFFICIALS

<b>Head Coach:</b>	Marcos Kwiek (BR) / Id: 2970
<b>Assistant Coach:</b>	Wagner Roberto Rocha Pacheco (BR) / Id: 3304
<b>2nd Assistant Coach:</b>	Wilson Antonio Sanchez Duran (DO) / Id: 3305
<b>Physiotherapist:</b>	Cesar Adalio Villalona (DO) / Id: 180870
<b>Physical Trainer:</b>	Omar Martinez Eras (PE) / Id: 402008

## UNIFORM COLORS

Team	Main: Whithe
	2nd: Blue
	3rd: Red
Liberos	Main: Yellow
	2nd: Orange
	3rd: Purple

## STATISTICS

Data	Minimum	Average	Maximum
Age:	26.3	26.7	27.0
Height:	167	186	201
Spike:	245	305	330
2-hand block:	230	289	320
National selections:	105	155	235



Union Panamericana Voleibol

molten  
For the real game

molten  
For the real game

molten  
For the real game





# MEX • Mexico

### PLAYERS

Shirt no	Last name	First name	Shirt name	Pos.	Birthdate	Height [cm]	Highest reach		Club	National selections		
							Spike [cm]	Block [cm]		WC	OG	Oth.
1	Martinez Villareal	Ivone	Martinez	S	02-Mar-1997	173	257	234	BAJA CALIFORNIA (MEX)	1		20
4	Rodriguez Gomez	Maria Fernanda	Rodriguez	OP	23-Jun-1997	185	287	280	NUEYO LEON (MEX)	1		12
6	Castro López	Grecia Esther	Castro	OH	05-Mar-2001	180	255	241	SINALOA (MEX)	2		20
9	Vela Jimenez	Maria Celeste	Vela	S	19-May-2000	177	250	239	JALISCO (MEX)	2		10
10	Siller Flores	Daniela	Siller	OH	25-Mar-2000	175	258	249	NUEYO LEON (MEX)	3		23
11	Urias	Jocelyn	Urias	MB	16-Feb-1996	190	305	284	BAJA CALIFORNIA (MEX)	3		24
12	Landeros Palacios	Joseline	Landeros	L	20-Dec-2000	169	265	249	NUEYO LEON (MEX)	3		25
15	Rivera Herrera	Karen Paola	Rivera	OP	22-May-1999	174	265	260	CHIHUAHUA (MEX)	2		20
16	Muñoz Delgadillo	Angela Paulet	Muñoz	OH	10-Nov-2000	178	260	247	NUEYO LEON (MEX)	3		20
20	Topete Pardo	Aime Margarita	Topete	OH	16-Oct-2005	178	270	260	NAYARIT (MEX)	3		11
30	Marquez Ceja	Arleth Yuridia	Marquez	MB	26-Dec-2005	194	270	260	NAYARIT (MEX)	2		5
33	Flores Gamez	Karina Angelica	F. Gamez	MB	16-Aug-1998	192	299	285	TIGRES UANL (MEX)	2		30

### OFFICIALS

Head Coach:	Nicola Negro (IT) / Id: 4018
Assistant Coach:	Luis Leon Lopez (MX) / Id: 4503
Physical Trainer:	Giorgio Bissoletti (IT) / Id: 402281

### UNIFORM COLORS

Main:	Black
2nd:	Red
3rd:	White
Main:	White
2nd:	Black
3rd:	Red

### STATISTICS

Data	Minimum	Average	Maximum
Height:	169	180	194
Spike:	250	270	305
2-hand block:	234	257	285

**Union Panamericana Voleibol**

**molten**  
For the real game

**molten**  
For the real game

**molten**  
For the real game





# PUR • Puerto Rico

### PLAYERS

Shirt no	Last name	First name	Shirt name	Pos.	Birthdate	Height [cm]	Highest reach		Club	National selections		
							Spike [cm]	Block [cm]		WC	OG	Oth.
1	Fuentes	Andrea	Fuentes	S	12-May-1999	185	256	249	National Team (PUR)			12
2	C Venegas	Shara	Venegas	L	18-Sep-1992	172	280	270	Puerto Rico National Team (PUR)	11	5	40
5	Rivera	Wilmarie	Rivera	S	14-Feb-1997	178	294	288	National Team (PUR)	15		23
6	Skerrett Walker	Destiny Angelle	Walker	OH	08-Feb-2006	183	279	260	Puerto Rico National Team (PUR)			10
8	Rojas	Paola	Rojas	MB	26-Jan-1996	183	300	245	National Team (PUR)	6		20
10	Ortiz	Ivania	Ortiz	OH	15-Jul-1999	175	244	235	National Team (PUR)			15
12	Ortiz	Neira	Ortiz	MB	06-Jul-1993	192	262	256	National Team (PUR)	6		17
13	Soto Gonzalez	Camila	Soto	OP	06-Oct-2006	183	297	280	Puerto Rico National Team (PUR)			10
15	Guibert Rivera	Alana Antonela	Guibert	MB	28-Mar-2007	188	297	283	Puerto Rico National Team (PUR)			10
16	Rivera	Stephanie	Rivera	OH	25-Sep-2000	154	252	242	Puerto Rico National Team (PUR)			-
17	Castillo Ortiz	Genesis Dan-Noshka	Castillo	MB	07-Mar-1994	182	299	277	Puerto Rico National Team (PUR)			13
20	Cerame Rivera	Paula Isabelle	Cerame	OH	23-Aug-2000	162	246	240	National Team (PUR)			10

### OFFICIALS

Head Coach:	Juan Carlos Rodriguez Morales (PR) / Id: 3654
Assistant Coach:	Eduardo Galarza (PR) / Id: 4317
Physiotherapist:	Wilfredo Nazario Velazquez (PR) / Id: 181033
Statistician:	Gamaliel Santiago Celeste (PR) / Id: 401097

### UNIFORM COLORS

Main:	Red
2nd:	Blue
3rd:	White
Main:	Blue
2nd:	White
3rd:	Red

### STATISTICS

Data	Minimum	Average	Maximum
Height:	154	178	192
Spike:	244	276	300
2-hand block:	235	260	288
National selections:	0	19	56



molten For the real game

molten For the real game

molten For the real game



## **Women's Volleyball Head Coaches in Santiago 2023 give their impressions**

SANTIAGO, Chile, October 19, 2023.- The Head Coaches of the teams competing at the Women's Volleyball Tournament of the 2023 Santiago Pan American Games to be held at the Arena Parque O'Higgins, gave their first impressions.

The competition starts on Saturday October 21 with pool-play, with Pool A formed by Brazil, Argentina, Puerto Rico and Cuba, and Pool B consisting of defending champions Dominican Republic, Colombia, Mexico and Chile.

**Daniel Jorge Castellani, Head Coach of Argentina:** "We are really excited to be at the Pan American Games, an event which all the athletes and coaches wait for. Our team is a combination, with some players that were at the pre-Olympic, some senior players and we introduced five or six U21 players. Our goal will be to battle and play our best possible, to finish among the top three in our pool and then battle for the medals".

**Paulo do Rego Barros Junior, Head Coach of Brazil:** "I am proud, happy to be at the Pan American Games here in Chile. An important tournament for Brazil. A great opportunity to develop players and some other ones who are beginning their experience at professional volleyball level and it's an important competition that we must make the best out of it and have fun. The team is a combination of young players and some who played at the U21 world championships, others that played in the senior team season and others who are having their first experience with the national team".

**Eduardo Guillaume, Head Coach of Chile:** "It's a great responsibility to play the Pan American Games at home, we are very happy because I've been in Chile for 7 years and this is the first time we've been playing all over Chile. We played in New Zealand and yesterday we finished playing a tour with Mexico and I liked the response of the fans, they always respond well, they go to support and motivate the team. I see that my players have been taking it with enthusiasm the fact to play here in front of their supporters. When I arrived in Chile, there were some under-18 players, some younger ones, and some veterans who joined the group last year. Then there's the core, which is very young, a group of girls born between 2003 and 2005. I started working with them when they were 14 years old, and we have a fairly young mixed team. All the teams here faced some difficulties but thanks to the Federation's management, we were fortunate to train in a sports complex where we had a very pleasant experience with the people and the facilities. We train every day, and in the past week, we played three matches in three different locations. We will take it one game at a time. Chile is the team with the lowest ranking in this event. The Pan American Games always feature eight high-level teams, and as the host, we automatically qualified. But we know that each of our games will be like a final because our rivals have a higher ranking than ours, and these are typically tough matches".

**Leivis García, Head Coach of Cuba:** "Cuba is presenting a very young team, with 75% of its composition being players under 21. The goal is to put on a show, introduce new athletes to this level of volleyball, and fight point by point, game by game, to achieve results in line with our effort. We come from winning a bronze medal at the Central American and Caribbean Games and in the Final Six in Canada. It's a pity that this event coincides with several players already competing with their international clubs, which means we won't be able to follow up with the team".



**Antonio Rizola, Head Coach of Colombia:** “We are proud because in 2019, we participated in our first Pan American Games and reached the final surprising everyone. Today, all of Colombia expects a medal from this team, but that’s not the case because the Games are outside the National team period. We have brought a team with an average age of 20 years, including three 16-year-old athletes, one who is a starter. This means that we have already started our process for 2028. These players have a projection for 8 to 10 years. It is a joy to represent Colombia in such an important competition as the Pan American Games with a young team, always supported by veterans like Juliana Toro and Camila Gómez, the team captain. When we returned from the qualifying tournament in Poland, the main senior players stayed in Europe and did not return to Colombia. After giving the athletes 5 days of rest, we began preparing for the Games. We understand that the Dominican Republic is the strongest team in this championship, as they are the only team with a complete roster in our group. We must fight for the second spot with Chile and Mexico. Mexico also has many problems, and Chile has prepared well, so these will be tough matches”.

**Leivis García, Entrenador de Cuba:** “Cuba se presenta con un equipo muy joven en donde el 75 % de su composición son jugadoras Sub-21. El objetivo es dar un espectáculo, incursionar a las atletas nuevas a este nivel de voleibol, luchando punto a punto, partido a partido y obtener el resultado de acuerdo con el esfuerzo. Venimos de haber ganado medalla de bronce en los Juegos Centroamericanos y del Caribe y en el Final Six en Canadá. Es una lástima que este evento coincida con varias jugadoras ya jugando con sus clubes a nivel internacional, porque no podremos darle seguimiento al equipo”.

**Marcos Kwiek, Head Coach of Dominican Republic:** “We are very excited. Representing the country is always something very important and beautiful and we hope for a tournament with many successes. The team is practically coming with the complete roster for the Games, which was planned from the beginning. We already had three competitions as a priority this year, and the Pan American Games were one of them. We returned from the Olympic qualifying tournament in China, and the team was already in high spirits because we achieved our goal. Before coming to the Pan American Games, we had a training base in Brazil, and we worked very well. All the players are in good physical shape, prepared to bring a medal to the country.”

**Nicola Negro, Entrenador de México:** “First of all, we are very happy to be in this important competition. This marks the end of a very long season for us, our seventh competition during the season. Our preparation was somewhat affected because in the last few days, some players had already left to compete with their clubs and have since returned to Europe. Fortunately, we could field the same squad that played in the pre-Olympic tournament in China last month. That tournament allowed us to face high-level teams and served as preparation for a good Pan American Games. Our goal is the same as all the other teams here: to seek a medal. We know that the competition will be tough, and there are clear favorites like the Dominican Republic and Brazil, but I also see a balance, I think the battle for the podium is open”.

**Juan Carlos Rodríguez, Head Coach of Puerto Rico:** “I am glad to be here. It’s the first time I will be with the team as head coach, I’ve been working this summer as an assistant coach and now I will



guide these young players. I am glad because it's a group of veterans with young players and we expect to play game by game looking for the victory and giving our all. The message is for them to enjoy the game, to play with confidence, with confidence of what they will perform and for them to look for the win. The new members of the team are mostly the ones who play the U19 world championships and one who comes for the NCAA".

## **Entrenadores de los equipos de Voleibol Femenino en Santiago 2023 dan sus impresiones**

SANTIAGO, Chile, 19 de octubre de 2023.- Los entrenadores de los equipos que competirán en el torneo de Voleibol Femenino de los Juegos Panamericanos Santiago 2023 a celebrarse en la Arena Parque O'Higgins, dieron sus primeras impresiones.

La competencia inicia el sábado 21 de octubre con la ronda de grupos, con el Grupo A conformado por Brasil, Argentina Puerto Rico y Cuba, y el Grupo B por el campeón defensor República Dominicana, Colombia, México y Chile.

**Daniel Jorge Castellani, Entrenador de Argentina:** "Estamos muy emocionados de estar en los Juegos Panamericanos, un evento que todos los atletas y los entrenadores esperan. Nuestro plantel es mixto, conformado de algunas jugadoras que jugaron en el preolímpico, unas jugadoras mayores e incorporamos otras cinco o seis Sub-21. El objetivo será pelear y jugar lo mejor posible, estar entre los primeros tres del grupo y luego ganar para pelear por las medallas".

**Paulo do Rego Barros Junior, Entrenador de Brasil:** "Me siento muy orgulloso, muy contento de estar en los Juegos Panamericanos aquí en Chile. Una competencia muy importante para Brasil. Una gran oportunidad de desarrollar las jugadoras y otras para que comiencen con la experiencia de voleibol profesional y es una competencia muy importante que debemos aprovechar y divertirnos. Estamos con un equipo mezclado, jugadoras jóvenes y jugadoras que estuvieron en el mundial Sub-21 y otras que participaron de esta temporada con la selección mayor y también jugadoras que están jugando por la selección nacional por primera vez".

**Eduardo Guillaume, Entrenador de Chile:** "Jugar los Juegos Panamericanos en casa es una responsabilidad enorme, estamos muy contentos, porque llevo 7 años en Chile y esta es la primera vez que hacemos una gira por acá por Chile. Ya hicimos una gira con Nueva Zelanda y ayer terminamos la gira con México y me gustó mucho la respuesta del público ya que siempre responden bien, van a los espectáculos y alientan al equipo. Veo que las jugadoras también la están tomando con gran entusiasmo el hecho de poder jugar acá delante de su gente. El equipo es un equipo de jugadoras que cuando yo llegué a Chile habían algunas Sub-18, otras más chicas y a ese grupo se agregaron algunas veteranas que entraron el año pasado y luego la base, que es muy joven, un grupo de chicas 2003-2005 que es un grupo que comencé a trabajarlas desde que tenían 14 años y tenemos un equipo mixto bastante joven. Todos los equipos acá tuvieron algunas dificultades, nosotros por suerte por gestión de la Federación llegamos a un polideportivo donde terminamos entrenando con una experiencia muy agradable por la gente y las facilidades. Entrenamos todos los días y esta última semana jugando tres partidos en tres localidades diferentes. Jugaremos parados a partido, Chile es el equipo de menor ranking en este evento. Los Juegos Panamericanos siempre son ocho equipos de gran nivel y como local clasificamos automáticamente, pero sabemos que cada partido nuestro



será como una final porque son rivales de mayor ranking al nuestro y que usualmente son partidos difíciles”.

**Antonio Rizola, Entrenador de Colombia:** “Estamos orgullosos porque en 2019 disputamos nuestros primeros Juegos Panamericanos y llegamos a la final, sorprendiendo a todos. Hoy toda Colombia espera una medalla de este equipo y no es así, los Juegos están fuera de período de las selecciones. Traemos un equipo que la media de edad es de 20 años, tengo tres atletas de 16 años, una de ellas es titular y esto quiere decir que ya empezamos nuestro proceso para el 2028, son jugadoras con una proyección para 8 a 10 años. Es una alegría poder representar a Colombia en una competencia tan importante como son los Juegos Panamericanos con un equipo joven apoyadas siempre de las veteranas Juliana Toro y Camila Gómez, capitana del equipo. Cuando llegamos del clasificatorio de Polonia las jugadoras principales mayores ya se quedaron en Europa, no regresaron a Colombia luego dimos 5 días de descanso a los atletas y comenzamos la preparación para los Juegos. Dominicana entendemos que está arriba de todos en este campeonato, es el único equipo que está completo y está en nuestro grupo. Nosotros tenemos que pelear por el segundo cupo con Chile y México. México tiene también muchos problemas y Chile se preparó muy bien y serán partidos difíciles”.

**Leivis García, Entrenador de Cuba:** “Cuba se presenta con un equipo muy joven en donde el 75 % de su composición son jugadoras Sub-21. El objetivo es dar un espectáculo, incursionar a las atletas nuevas a este nivel de voleibol, luchando punto a punto, partido a partido y obtener el resultado de acuerdo con el esfuerzo. Venimos de haber ganado medalla de bronce en los Juegos Centroamericanos y del Caribe y en el Final Six en Canadá. Es una lástima que este evento coincida con varias jugadoras ya jugando con sus clubes a nivel internacional, porque no podremos darle seguimiento al equipo”.

**Marcos Kwiek, Entrenador de República Dominicana:** “Nosotros estamos muy emocionados. Representar al país siempre es algo muy importante y bonito y esperamos que sea un torneo con muchos éxitos. El equipo viene prácticamente con el equipo completo para los juegos, eso estaba pactado desde el principio. Prácticamente teníamos tres competencias como prioridad este año y dentro del plan de trabajo los Juegos Panamericanos eran una de las prioridades para venir con el equipo completo. Nosotros llegamos del clasificatorio olímpico de China, el equipo estaba ya muy contento porque logramos el objetivo. Previo a venir a los Juegos Panamericanos tuvimos una base de entrenamiento en Brasil y trabajamos muy bien, todas traen buen estado físico, preparadas para lograr llevar una medalla al país”.

**Nicola Negro, Entrenador de México:** “Primero de todo estamos muy feliz de estar en esta competencia tan importante. Este llega al final de una temporada muy larga, es nuestra séptima competencia durante nuestra temporada. Claramente la preparación fue un poco influenciada porque los últimos días algunas jugadoras ya se fueron a participar con sus clubes, regresado a Europa más felizmente pudimos presentarnos con el mismo elenco que jugó el mes pasado el torneo preolímpico en China. Fue un torneo que nos dio la posibilidad de haber jugado contra equipos de gran nivel y nos sirvió de preparación para disputar unos buenos Juegos Panamericanos. Nuestro objetivo es el mismo de todos los equipos que están participando aquí, buscar una medalla. Sabemos que será un nivel de competencia importante y tenemos claros que están algunos favoritos



como República Dominicana y Brasil, pero también veo mucho equilibrio, pienso que está muy abierta la lucha por el pódium”.

**Juan Carlos Rodríguez, Entrenador de Puerto Rico:** “Estoy muy contento. Es la primera vez que voy a estar con el grupo ya que he estado trabajando este verano como asistente y me tocó ahora guiar a estas jóvenes. Me siento bien contento porque es un grupo de veteranas con novatas y esperamos ir juego a juego buscando la victoria y dando el máximo de nosotros. El mensaje es que ellas se disfruten el partido, que vayan con mucha confianza, seguridad en lo que van a hacer y que busquen la victoria. Las integrantes nuevas son muchas del Mundial Sub-19 y una jugadora que viene del NCAA”.



# VOLLEYBALL

## Women's



ARG



BRA



CHI



COL

# Santiago



Juegos  
PanAm | ParapanAm



CUB



DOM



MEX



PUR

## Bulletin No 2

Saturday, October 21<sup>st</sup>, 2023.





**Calendario y Formato de Competencia RAMA FEMENINA / Competition Format and Match Schedule WOMEN COMP**

GROUP-A													
No.	Date	Time	Teams		LIV E	Set	1	2	3	4	5	Total	Time
1	21-Oct	10:30	BRA	vs	CUB	3-0	25-14	25-16	25-14			75-44	1:16
2	21-Oct	13:30	PUR	vs	ARG	1-3	17-25	18-25	25-17	19-25		79-92	1:52
5	22-Oct	10:30	PUR	vs	CUB	0-0							
6	22-Oct	13:30	BRA	vs	ARG	0-0							
9	23-Oct	10:30	BRA	vs	PUR	0-0							
10	23-Oct	13:30	ARG	vs	CUB	0-0							
GROUP-B													
No.	Date	Time	Teams		LIV E	Set	1	2	3	4	5	Total	Time
3	21-Oct	17:30	COL	vs	MEX	0-3	22-25	13-25	14-25			49-75	1:31
4	21-Oct	20:30	CHI	vs	DOM	0-3	18-25	17-25	11-25			46-75	1:25
7	22-Oct	17:30	DOM	vs	MEX	0-0							
8	22-Oct	20:30	CHI	vs	COL	0-0							
11	23-Oct	17:30	DOM	vs	COL	0-0							
12	23-Oct	20:30	CHI	vs	MEX	0-0							
QUATERFINALS													
No.	Date	Time	Teams		LIV E	Set	1	2	3	4	5	Total	Time
13	24-Oct	10:30	2ND B	vs	3RD A	0-0							
14	24-Oct	13:30	2ND A	vs	3RD B								
CLASSIFICATION 5/8													
No.	Date	Time	Teams		LIV E	Set	1	2	3	4	5	Total	Time
15	25-Oct	10:30	4TH B	vs	LOOSER OF M13 OR (M14)	0-0							
16	25-Oct	13:30	4TH A	vs	LOOSER OF M14 OR (M13)								
SEMIFINALS													
No.	Date	Time	Teams		LIV E	Set	1	2	3	4	5	Total	Time
17	25-Oct	17:30	1st. B	vs	WINNER OF M13 OR (M14)	0-0							
18	25-Oct	20:30	1st. A	vs	WINNER OF M14 OR (M13)	0-0							
FINAL CLASSIFICATION 7/8													
No.	Date	Time	Teams		LIV E	Set	1	2	3	4	5	Total	Time
19	26-Oct	10:00	LOOSER OF M15	vs	LOOSER OF M16	0-0							
FINAL CLASSIFICATION 5/6													
No.	Date	Time	Teams		LIV E	Set	1	2	3	4	5	Total	Time
20	26-Oct	13:00	WINNER OF M15	vs	WINNER OF M16	0-0							
FINALS													
No.	Date	Time	Teams		LIV E	Set	1	2	3	4	5	Total	Time
21	26-Oct	17:00	LOSER OF M17	vs	LOSER OF M18	0-0							
22	26-Oct	20:00	WINNER OF M17	vs	WINNER OF M18	0-0							



# Santiago 2023

Juegos PanAm | ParapanAm

Santiago de Chile • October 21-26



## Union Panamericana Voleibol

Día / Day	Hora / Time	Competition Venue - FOP	Hora / Time	Training Court 1 - Centro Elige vivir Sano Lo Espejo	Training Court 2 - Centro Elige vivir Sano San Ramón	
18-oct-23	8:00		8:00	CUBA	BRAZIL	
	9:30		9:30	CHILE	PUERTO RICO	
	11:00		11:00	DOMINICANA	ARGENTINA	
	12:30		12:30	COLOMBIA	MEXICO	
19-oct-23	8:00	MEXICO				
	9:30	CUBA				
	11:00	PUERTO RICO				
	12:30	DOMINICANA				
	14:00	ARGENTINA				
	15:30	COLOMBIA				
	17:00	BRASIL				
	18:30	CHILE				
	20:00	PRACTICAL CLINIC				
					Preliminary Inquiry	
				Time	Country	
				9:00	CHI	
				9:45	DOM	
				10:30	COL	
				11:15	ARG	
				12:00	MEX	
				12:45	CUB	
				13:30	PUR	
				14:15	BRA	
20-oct-23	8:00			ARGENTINA	COLOMBIA	
	9:30			MEXICO	PUERTO RICO	
	11:00			CUBA	BRASIL	
	12:30			CHILE	DOMINICANA	
21-oct-23	9:00		9:00	COLOMBIA	MEXICO	
	10:30		10:30	CHILE	DOMINICANA	
	10:30	BRA Vs CUBA				
	13:30	PUR Vs ARG				
	17:30	COL Vs MEX				
	19:00		19:00	BRASIL	CUBA	
	20:30		20:30	PUERTO RICO	ARGENTINA	
20:30	CHI Vs DOM					
22-oct-23	9:00		9:00	DOMINICANA	MEXICO	
	10:30		10:30	CHILE	COLOMBIA	
	10:30	PUR Vs CUB				
	13:30	BRA Vs ARG				
	17:30	DOM Vs MEX				
	19:00		19:00	PUERTO RICO	CUBA	
	20:30		20:30	BRASIL	ARGENTINA	
20:30	CHI Vs COL					
23-oct-23	9:00		9:00	DOMINICANA	COLOMBIA	
	10:30		10:30	CHILE	MEXICO	
	10:30	BRA Vs PUR				
	13:30	ARG Vs CUB				
	17:30	DOM Vs COL				
	19:00		19:00	BRASIL	PUERTO RICO	
	20:30		20:30	ARGENTINA	CUBA	
20:30	CHI Vs MEX					
24-oct-23	9:00		9:00	4to.-GRUPO-A	4to.-GRUPO-B	
	10:30		10:30	1er.-GRUPO-A	1er.-GRUPO-B	
	10:30	2do GRUPO B Vs 3er GRUPO A				
	13:30	2do GRUPO A Vs 3er. GRUPO B				
	19:00		19:00	2do. GRUPO-B	3er. GRUPO-A	
	20:30		20:30	2do. GRUPO-A	3er. GRUPO-B	
	9:00		9:00	1er.-GRUPO-B	GP 13 O 14	
10:30		10:30	1er.-GRUPO-A	GP 14 O 13		
10:30	4to.- GRUPO-B Vs P-JUEGO 13 O 14					
25-oct-23	13:30	4to.- GRUPO-A Vs P-JUEGO 14 O 13				
	17:30	1er.-GRUPO-B Vs G-JUEGO 13 O 14				
	19:00		19:00	4to.- GRUPO-B	PP 13 O 14	
	20:30		20:30	4to.- GRUPO-A	PP 14 O 13	
	20:30	1er.-GRUPO-A Vs G-JUEGO 14 O 13				
26-oct-23	9:00		9:00	PP 17	PP 18	
	10:00	P- JUEGO 15 Vs P-JUEGO 16				
	10:30		10:30	GP 17	GP 18	
	13:00	G-JUEGO 15 Vs G-JUEGO 16				
	17:00	P-JUEGO 17 Vs P-JUEGO 18				
20:00	G-JUEGO 17 Vs G-JUEGO 18					



Union  
Panamericana  
Voleibol











**MATCHES RESULTS**
**Pool A**

No	Date	Teams	Set	Result per set (points)					Total Points	Duration	Spectators
				1	2	3	4	5			
1	21-Oct-2023	BRA - CUB	3-0	25-14	25-16	25-14			75-44	1:17	8000
2	21-Oct-2023	PUR - ARG	1-3	17-25	18-25	25-17	19-25		79-92	1:52	8000
5	22-Oct-2023	PUR - CUB							-		
6	22-Oct-2023	BRA - ARG							-		
9	23-Oct-2023	BRA - PUR							-		
10	23-Oct-2023	ARG - CUB							-		

**Pool B**

No	Date	Teams	Set	Result per set (points)					Total Points	Duration	Spectators
				1	2	3	4	5			
3	21-Oct-2023	COL - MEX	0-3	22-25	13-25	14-25			49-75	1:31	8000
4	21-Oct-2023	CHI - DOM	0-3	18-25	17-25	11-25			46-75	1:24	8000
7	22-Oct-2023	DOM - MEX							-		
8	22-Oct-2023	CHI - COL							-		
11	23-Oct-2023	DOM - COL							-		

**TEAM RANKING**
**Pool A**

Rk	Code	Team	Matches				Pts	Results details							Sets			Points		
			W	L	T			3-0	3-1	3-2	2-3	1-3	0-3	W	L	Ratio	W	L	Ratio	
1	BRA	Brazil	1	0	1	5	1	0	0	0	0	0	3	0	MAX	75	44	1.704		
2	ARG	Argentina	1	0	1	4	0	1	0	0	0	3	1	3.000	92	79	1.164			
3	PUR	Puerto Rico	0	1	1	1	0	0	0	0	1	1	3	0.333	79	92	0.858			
4	CUB	Cuba	0	1	1	0	0	0	0	0	1	0	3	0.000	44	75	0.586			

**Pool B**

Rk	Code	Team	Matches				Pts	Results details							Sets			Points		
			W	L	T			3-0	3-1	3-2	2-3	1-3	0-3	W	L	Ratio	W	L	Ratio	
1	DOM	Dominican Republic	1	0	1	5	1	0	0	0	0	3	0	MAX	75	46	1.630			
2	MEX	Mexico	1	0	1	5	1	0	0	0	0	3	0	MAX	75	49	1.530			
3	COL	Colombia	0	1	1	0	0	0	0	0	1	0	3	0.000	49	75	0.653			
4	CHI	Chile	0	1	1	0	0	0	0	0	1	0	3	0.000	46	75	0.613			



**Match:** 1    **Date:** 21/10/2023    **Spectators:** 8000  
**City:** Santiago de Chile  
**Hall:** Arena Parque O'Higgins  
**Match duration:** **Start:** 10:30    **End:** 11:46    **Total:** 1:16

Teams	Sets	1	2	3	4	5	Total
<b>BRA</b>	<b>3</b>	25	25	25			75
<b>CUB</b>	<b>0</b>	14	16	14			44
<b>Duration:</b>		0:20	0:26	0:24			1:10

**Referees:** 1st: Yuri R. Ramirez Ortiz (DOM) 2nd: Reynaldo Careaga Burgos (CHI)

BRA - Brazil								CUB - Cuba																			
No	Name	Pos.	Line-up					Points by set					T.	No	Name	Pos.	Line-up					Points by set					T.
			1	2	3	4	5	1	2	3	4	5					1	2	3	4	5	1	2	3	4	5	
1	Naiane (C)	S	1	6	1			2	1				3	1	Graftort	OP	4	4				1	1				2
2	Carol	S	9	9	9								4	Lianet	MB												
3	Maiara	OH	2	1	2			3	1	6		10	5	Martinez	MB	6	6	6			1		2			3	
4	Lorena	MB	6	5	6			3	5	2		10	6	De la Peña	OH	2	2	4			2	3	4			9	
5	Talia	OH		15									9	Mia	S	1	1										
7	Aline	OH	15		15								10	Alejandra	OP	9	22	16			1	3				4	
9	Sabrina	OP	4	3	4			4	6	4		14	16	Leyva	OH	6	5	2			1		1			2	
10	Tainara	OP	1	1	1					1		1	19	Suarez (C)	MB	3	3	3					1	2		3	
11	Luzia	MB		12	4			1		1		2	22	Hernandez	S	1	1	1									
12	Larissa	MB	3	2	3			3	2	1		6	25	Vila	OH	5	5	5			1	2	2			5	
15	Helena	OH	5	4	5			3		4		7	26	Ruiz (L)	L	L	L	L									
22	Lais (L)	L	L	L	L								27	Liz	OH												
<b>Coach:</b> Paulo Do Rego Barros Junior								<b>Coach:</b> Leivis Osmani Garcia Leon																			
<b>Assistant:</b> Coppini Fernandes Wagner Luiz								<b>Assistant:</b> Latamblet Daudinot Norka																			

### TEAMS AND PLAYERS PERFORMANCES

Won Points	Total Atts	No	Name	Scoring Skills	Won Points	Total Atts	No	Name
<b>40</b>	<b>76</b>	<b>Total Team</b>		<b>Attack</b>	<b>21</b>	<b>76</b>	<b>Total Team</b>	
11	18	9	Sabrina		6	22	6	De la Peña
9	18	3	Maiara		4	13	25	Vila
8	9	4	Lorena		3	9	10	Alejandra
<b>7</b>	<b>24</b>	<b>Total Team</b>		<b>Block</b>	<b>5</b>	<b>14</b>	<b>Total Team</b>	
2	3	1	Naiane		2	3	6	De la Peña
2	7	4	Lorena		1	5	5	Martinez
1	3	9	Sabrina		1	1	10	Alejandra
<b>6</b>	<b>74</b>	<b>Total Team</b>		<b>Serve</b>	<b>2</b>	<b>45</b>	<b>Total Team</b>	
2	11	9	Sabrina		1	7	6	De la Peña
1	20	1	Naiane		1	9	25	Vila
1	12	3	Maiara		0	5	1	Graftort
<b>22</b>		<b>Total Team</b>		<b>Opp. error Total</b>	<b>16</b>		<b>Total Team</b>	
<b>75</b>	<b>174</b>	<b>Total Team</b>			<b>44</b>	<b>135</b>	<b>Total Team</b>	
14	32	9	Sabrina	<b>Best scorers</b>	9	32	6	De la Peña
10	30	3	Maiara		5	22	25	Vila
10	23	4	Lorena		4	11	10	Alejandra

■ Starting line-up with position    Atts = Attempts    (C) = Captain    MB = Middle blocker    S = Setter  
 □ Substitute with shirt number    Opp. = Opponent    (L) / L = Libero    OP = Opposite    OH = Outside Hitter



**Match:** 2    **Date:** 21/10/2023    **Spectators:** 8,000  
**City:** Santiago de Chile  
**Hall:** Arena Parque O'Higgins  
**Match duration:** **Start:** 13:30    **End:** 15:22    **Total:** 1:52

Teams	Sets	1	2	3	4	5	Total
<b>PUR</b>	<b>1</b>	17	18	25	19		79
<b>ARG</b>	<b>3</b>	25	25	17	25		92
<b>Duration:</b>		0:21	0:25	0:26	0:31		1:43

**Referees:** 2nd: Misael Galindo Reyez (COL)

PUR - Puerto Rico														
No	Name	Pos.	Line-up					Points by set					T.	
			1	2	3	4	5	1	2	3	4	5		
1	Fuentes	S	17	12		13								
2	Venegas (C) (L)	L	L	L	L	L								
5	Rivera	S	1	6	3	3			1	1			2	
6	Walker	OH			10	10			2	5			7	
8	Rojas	MB												
10	Ortiz	OH	5	4	1	1			2	4			6	
12	Ortiz	MB	6	5	5	5			2	2	3	6	13	
13	Soto	OP		17	6	6			2	6	1		9	
15	Guibert	MB	3	2	2	2			2	1			3	
16	Rivera	OH	2	1	4	4			2	4	4	1	11	
17	Castillo	MB	4	3					1				1	
20	Cerame	OH	15	15	12	12								
<b>Coach:</b> Juan Carlos Rodriguez Morales														
<b>Assistant:</b> Galarza Eduardo														

ARG - Argentina														
No	Name	Pos.	Line-up					Points by set					T.	
			1	2	3	4	5	1	2	3	4	5		
1	Vera	S	6	6	6	8					1			1
5	Salinas	OH	4	4	4				1	5	1		7	
8	Cosulich	S	11	11	11	1								
10	Bulaich (C)	OH	1	1	1	2			4	2	2		8	
11	Corbalan	OP	3	3	3	4			3	4	5	4	16	
12	Rizzo (L)	L	L	L	L	L								
13	Farriol	MB	5	5	5	6			4	2	5	2	13	
18	Lopez	OH	1	1	1	22			1		1		2	
20	Pelozo	OH												
22	Perez	OH		10	5	5					4		4	
23	Studer	MB												
24	Garcia	MB	2	2	2	3			3	1	1	5	10	
<b>Coach:</b> Daniel Jorge Castellani														
<b>Assistant:</b> Morando Facundo														

### TEAMS AND PLAYERS PERFORMANCES

Won Points	Total Atts	No	Name
<b>41</b>	<b>164</b>	<b>Total Team</b>	
10	43	16	Rivera
7	26	6	Walker
7	18	12	Ortiz
<b>8</b>	<b>40</b>	<b>Total Team</b>	
6	20	12	Ortiz
1	5	5	Rivera
1	6	15	Guibert
<b>3</b>	<b>80</b>	<b>Total Team</b>	
2	6	13	Soto
1	22	16	Rivera
0	3	1	Fuentes
<b>27</b>		<b>Total Team</b>	
<b>79</b>	<b>284</b>	<b>Total Team</b>	
13	45	12	Ortiz
11	70	16	Rivera
9	35	13	Soto

Scoring Skills
<b>Attack</b>
<b>Block</b>
<b>Serve</b>
<b>Opp. error</b>
<b>Total</b>
<b>Best scorers</b>

Won Points	Total Atts	No	Name
<b>45</b>	<b>154</b>	<b>Total Team</b>	
14	45	11	Corbalan
11	17	13	Farriol
8	35	10	Bulaich
<b>16</b>	<b>41</b>	<b>Total Team</b>	
7	14	24	Garcia
3	5	5	Salinas
2	5	11	Corbalan
<b>0</b>	<b>91</b>	<b>Total Team</b>	
0	11	1	Vera
0	6	5	Salinas
0	5	8	Cosulich
<b>31</b>		<b>Total Team</b>	
<b>92</b>	<b>286</b>	<b>Total Team</b>	
16	65	11	Corbalan
13	41	13	Farriol
10	37	24	Garcia

■ Starting line-up with position    Atts = Attempts    (C) = Captain    MB = Middle blocker    S = Setter  
 □ Substitute with shirt number    Opp. = Opponent    (L) / L = Libero    OP = Opposite    OH = Outside Hitter









**Match:** 4    **Date:** 21/10/2023    **Spectators:** 8,000  
**City:** Santiago de Chile  
**Hall:** Arena Parque O'Higgins  
**Match duration:** **Start:** 20:30    **End:** 21:55    **Total:** 1:25

Teams	Sets	1	2	3	4	5	Total
<b>CHI</b>	<b>0</b>	18	17	11			46
<b>DOM</b>	<b>3</b>	25	25	25			75
<b>Duration:</b>		0:29	0:28	0:22			1:19

**Referees:** 1st: Lourdes Perez Perez (CUB) 2nd: Silvio Silveira (BRA)

CHI - Chile															
No	Name	Pos.	Line-up					Points by set					T.		
			1	2	3	4	5	1	2	3	4	5			
2	Giglio	OH				4						1			1
4	Novoa (C)	OH	1	2	1					3	5	2			10
5	Salinas	S	6	1	15										
6	Morales	MB	5	6	5					1					1
7	Aylwin	OH	4	5						4	3				7
8	Badilla	OH	9			4									
9	Sandrock	MB	2	3											
10	Mendoza	MB		6	2										
12	Vallebuona	S	15	15	6							1			1
13	Vallejos	OP	5	5	12								1		1
15	Schwartzman	OP	3	4	3					1	2	1			4
44	Ruz (L)	L	L	L	L										

**Coach:** Eduardo Rubén Guillaume  
**Assistant:** Montero Sepúlveda Mauricio Andrés

DOM - Dominican Republic																
No	Name	Pos.	Line-up					Points by set					T.			
			1	2	3	4	5	1	2	3	4	5				
1	Arias	MB	2	5	5					4	4					8
3	Eve	MB			1											
4	Peralta	OH		21	20								2			2
5	Castillo (L)	L	L	L	L											
7	Marte (C)	S	3	6	6											
12	Perez	S											1			1
16	Peña Isabel	OH	1	4	4					2	5	6				13
18	De La Cruz	OH														
20	Martinez	OH	4	1	1					4	5	4				13
21	Martinez	MB	5	2	2					1	3	2				6
23	Gonzalez	OP	6	3	3					5	2	4				11
25	Martinez	OH	21	1	21											

**Coach:** Marcos Kwiek  
**Assistant:** Rocha Pacheco Wagner Roberto

### TEAMS AND PLAYERS PERFORMANCES

Won Points	Total Atts	No	Name
<b>22</b>	<b>90</b>	<b>Total Team</b>	
8	32	4	Novoa
6	17	7	Aylwin
4	20	15	Schwartzman
<b>2</b>	<b>19</b>	<b>Total Team</b>	
2	3	4	Novoa
0	2	2	Giglio
0	1	5	Salinas
<b>1</b>	<b>47</b>	<b>Total Team</b>	
1	7	7	Aylwin
0	2	2	Giglio
0	5	4	Novoa
<b>21</b>		<b>Total Team</b>	
<b>46</b>	<b>156</b>	<b>Total Team</b>	
10	40	4	Novoa
7	27	7	Aylwin
4	26	15	Schwartzman

Scoring Skills
<b>Attack</b>
<b>Block</b>
<b>Serve</b>
<b>Opp. error</b>
<b>Total</b>
<b>Best scorers</b>

Won Points	Total Atts	No	Name
<b>39</b>	<b>87</b>	<b>Total Team</b>	
12	20	20	Martinez
11	21	16	Peña Isabel
7	20	23	Gonzalez
<b>10</b>	<b>31</b>	<b>Total Team</b>	
3	6	1	Arias
2	3	16	Peña Isabel
2	13	21	Martinez
<b>5</b>	<b>74</b>	<b>Total Team</b>	
2	12	1	Arias
2	17	23	Gonzalez
1	5	4	Peralta
<b>21</b>		<b>Total Team</b>	
<b>75</b>	<b>192</b>	<b>Total Team</b>	
13	32	16	Peña Isabel
13	30	20	Martinez
11	41	23	Gonzalez

■ Starting line-up with position    Atts = Attempts    (C) = Captain    MB = Middle blocker    S = Setter  
 □ Substitute with shirt number    Opp. = Opponent    (L) / L = Libero    OP = Opposite    OH = Outside Hitter





## Best Scorers

Rk	No	Name	Pos.	Team	Attack	Block	Serve	Total
1	11	Corbalan Maria De La Paz	OP	ARG	14	2	0	16
	15	Rivera Herrera Karen Paola	OP	MEX	14	1	1	16
3	9	Machado Sabrina	OP	BRA	11	1	2	14
4	13	Farriol Bianca	MB	ARG	11	2	0	13
	16	Peña Isabel Yonkaira Paola	OH	DOM	11	2	0	13
20	Martinez Brayelin Elizabeth	OH	DOM	12	1	0	13	
	12	Ortiz Neira	MB	PUR	7	6	0	13
8	23	Gonzalez Lopez Gaila Ceneida	OP	DOM	7	2	2	11
	6	Castro López Grecia Esther	OH	MEX	10	0	1	11
16	Rivera Stephanie	OH	PUR	10	0	1	11	
	24	Garcia Avril	MB	ARG	3	7	0	10
11	3	Basso Maiara	OH	BRA	9	0	1	10
	4	Viezel Lorena Giovana	MB	BRA	8	2	0	10
4	Novoa Beatriz	OH	CHI	8	2	0	10	
	18	Agudelo Marin Paulina	MB	COL	7	0	2	9
6	De La Peña Gonzalez Yalain Regla	OH	CUB	6	2	1	9	
	33	Flores Gamez Karina Angelica	MB	MEX	6	2	1	9
13	Soto Gonzalez Camila	OP	PUR	7	0	2	9	
	19	10	Bulaich Simian Daniela	OH	ARG	8	0	0
9	Ospino Montero Maira Alejandra	MB	COL	6	1	1	8	
	1	Arias Perez Candida Estefany	MB	DOM	3	3	2	8
11	Urias Jocelyn	MB	MEX	4	3	1	8	
	23	5	Salinas Candela Sol	OH	ARG	4	3	0
15	Wenk Hoengen Helena	OH	BRA	5	1	1	7	
	7	Aylwin Debarca Dominga	OH	CHI	6	0	1	7
12	Cuartas Piñeres Sofia	OP	COL	6	0	1	7	
	20	Topete Pardo Aime Margarita	OH	MEX	6	1	0	7
6	Skerrett Walker Destiny Angelie	OH	PUR	7	0	0	7	
	29	12	Besen Larissa	MB	BRA	4	1	1
21	Martinez Jineiry	MB	DOM	4	2	0	6	
	10	Ortiz Ivania	OH	PUR	6	0	0	6
32	25	Vila Wittingham Ivy May	OH	CUB	4	0	1	5
33	22	Perez Dalma Nicole	OH	ARG	2	2	0	4
	15	Schwartzman Hechenleitner Petra	OP	CHI	4	0	0	4
10	Gomez Chacon Alejandra	OP	CUB	3	1	0	4	
	36	1	Rios Naiane De Almeida	S	BRA	0	2	1
30	Laguado Raigosa Juliana	OH	COL	3	0	0	3	
	5	Martinez Hernandez Dayana	MB	CUB	2	1	0	3
19	Suarez Hernandez Laura Beatriz	MB	CUB	2	1	0	3	
	15	Guibert Rivera Alana Antonela	MB	PUR	2	1	0	3
41	18	Lopez Daiana	OH	ARG	2	0	0	2
	11	da Silva Nezzo Luzia	MB	BRA	2	0	0	2
1	Grafort Maren Lisania	OP	CUB	2	0	0	2	
	16	Castillo Leyva Thainalien	OH	CUB	2	0	0	2
4	Peralta Luna Vielka Michelle	OH	DOM	1	0	1	2	
	5	Rivera Wilmarie	S	PUR	1	1	0	2
47	1	Vera Tatiana	S	ARG	1	0	0	1
	10	Lemes Santos Tainara	OP	BRA	1	0	0	1
2	Giglio Bataller Florencia	OH	CHI	1	0	0	1	
	6	Morales Villalobos Karen Belen	MB	CHI	1	0	0	1
<b>Total tournament</b>					272	57	25	354





## Best Attackers

Limit: 15.00%

Rk	No	Name	Pos.	Team	Attacks	Faults	Shots	Total Attempts	Succ. %
1	9	Machado Sabrina	OP	BRA	11	2	5	18	61.11
2	20	Martinez Brayelin Elizabeth	OH	DOM	12	0	8	20	60.00
3	16	Peña Isabel Yonkaira Paola	OH	DOM	11	2	8	21	52.38
4	3	Basso Maiara	OH	BRA	9	4	5	18	50.00
5	15	Rivera Herrera Karen Paola	OP	MEX	14	3	18	35	40.00
6	7	Aylwin Debarca Dominga	OH	CHI	6	4	7	17	35.29
7	23	Gonzalez Lopez Gaila Ceneida	OP	DOM	7	4	9	20	35.00
8	6	Castro López Grecia Esther	OH	MEX	10	3	18	31	32.26
9	11	Corbalan Maria De La Paz	OP	ARG	14	1	30	45	31.11
10	25	Vila Wittingham Ivy May	OH	CUB	4	1	8	13	30.77
<b>Total tournament</b>					272	150	443	865	31.45



## Best Blockers

Rk	No	Name	Pos.	Team	Kill Blocks	Faults	Rebounds	Total Attempts	Avg. by set
1	24	Garcia Avril	MB	ARG	7	3	4	14	1.75
2	12	Ortiz Neira	MB	PUR	6	4	10	20	1.50
3	1	Arias Perez Candida Estefany	MB	DOM	3	1	2	6	1.00
	11	Urias Jocelyn	MB	MEX	3	0	4	7	1.00
5	5	Salinas Candela Sol	OH	ARG	3	0	2	5	0.75
6	1	Rios Naiane De Almeida	S	BRA	2	0	1	3	0.67
	4	Viezel Lorena Giovana	MB	BRA	2	2	3	7	0.67
	4	Novoa Beatriz	OH	CHI	2	1	0	3	0.67
	6	De La Peña Gonzalez Yalain Regla	OH	CUB	2	0	1	3	0.67
	16	Peña Isabel Yonkaira Paola	OH	DOM	2	1	0	3	0.67
<b>Total tournament</b>					57	77	101	235	2.19



## Best Servers

Rk	No	Name	Pos.	Team	Aces	Faults	Serve Hits	Total Attempts	Avg. by set
1	9	Machado Sabrina	OP	BRA	2	2	7	11	0.67
	18	Agudelo Marin Paulina	MB	COL	2	1	4	7	0.67
	1	Arias Perez Candida Estefany	MB	DOM	2	3	7	12	0.67
	23	Gonzalez Lopez Gaila Ceneida	OP	DOM	2	3	12	17	0.67
5	13	Soto Gonzalez Camila	OP	PUR	2	0	4	6	0.50
6	1	Rios Naiane De Almeida	S	BRA	1	2	17	20	0.33
	3	Basso Maiara	OH	BRA	1	0	11	12	0.33
	12	Besen Larissa	MB	BRA	1	0	12	13	0.33
	15	Wenk Hoengen Helena	OH	BRA	1	1	5	7	0.33
	7	Aylwin Debarca Dominga	OH	CHI	1	1	5	7	0.33
<b>Total tournament</b>					25	74	436	535	0.96





## Best Diggers

Rk	No	Name	Pos.	Team	Digs	Faults	Receptions	Total Attempts	Avg. by set
1	12	Rizzo Tatiana Soledad	L	ARG	41	3	0	44	10.25
2	13	Gomez Camila	L	COL	26	2	0	28	8.67
3	5	Castillo Brenda	L	DOM	23	3	2	28	7.67
	16	Muñoz Delgadillo Angela Paulet	L	MEX	23	3	2	28	7.67
5	2	Venegas Shara	L	PUR	29	3	3	35	7.25
6	44	Ruz Carla	L	CHI	21	1	5	27	7.00
7	5	Rivera Wilmarie	S	PUR	19	1	1	21	4.75
8	16	Rivera Stephanie	OH	PUR	17	3	0	20	4.25
9	22	Vasques Lais	L	BRA	12	1	1	14	4.00
	20	Topete Pardo Aime Margarita	OH	MEX	12	2	1	15	4.00
<b>Total tournament</b>					443	86	36	565	17.04



## Best Setters

Rk	No	Name	Pos.	Team	Running Sets	Faults	Still Sets	Total Attempts	Avg. by set
1	1	Rios Naiane De Almeida	S	BRA	22	0	36	58	7.33
2	1	Martinez Villareal Ivone	S	MEX	15	0	66	81	5.00
3	1	Vera Tatiana	S	ARG	14	0	59	73	3.50
4	7	Marte Frica Niverka Dharlenis	S	DOM	9	0	64	73	3.00
5	5	Rivera Wilmarie	S	PUR	11	0	113	124	2.75
6	8	Cosulich Martínez María Luz	S	ARG	4	0	49	53	1.00
7	2	Leite Carolina	S	BRA	1	0	8	9	0.33
	14	Velasquez Angie	S	COL	1	1	77	79	0.33
	22	Hernandez Rojas Lisbeysis Ines	S	CUB	1	2	39	42	0.33
N/A	5	Salinas Candela Sol	OH	ARG	0	1	2	3	
<b>Total tournament</b>					78	9	756	843	3.00



## Best Receivers

Limit: 20.00%

Rk	No	Name	Pos.	Team	Excellents	Faults	Serve Receptions	Total Attempts	Eff. %
1	3	Basso Maiara	OH	BRA	10	2	0	12	66.67
	16	Peña Isabel Yonkaira Paola	OH	DOM	12	0	6	18	66.67
3	22	Vasques Lais	L	BRA	9	0	6	15	60.00
	5	Castillo Brenda	L	DOM	6	0	4	10	60.00
5	16	Rivera Stephanie	OH	PUR	10	0	9	19	52.63
6	10	Bulaich Simian Daniela	OH	ARG	17	1	14	32	50.00
	2	Venegas Shara	L	PUR	9	0	9	18	50.00
8	12	Rizzo Tatiana Soledad	L	ARG	11	1	10	22	45.45
9	20	Topete Pardo Aime Margarita	OH	MEX	5	0	8	13	38.46
10	13	Gomez Camila	L	COL	7	0	12	19	36.84
<b>Total tournament</b>					175	25	261	461	32.54





## Best Liberos

Rk	No	Name	Pos.	Team	Excellents	Faults	In Play	Total Attempts	Avg. by set
1	12	Rizzo Tatiana Soledad	L	ARG	52	4	10	66	13.00
2	13	Gomez Camila	L	COL	33	2	12	47	11.00
3	16	Muñoz Delgadillo Angela Paulet	L	MEX	30	5	10	45	10.00
4	5	Castillo Brenda	L	DOM	29	3	6	38	9.67
5	2	Venegas Shara	L	PUR	38	3	12	53	9.50
6	44	Ruz Carla	L	CHI	28	1	18	47	9.33
7	22	Vasques Lais	L	BRA	21	1	7	29	7.00
8	26	Ruiz Pis Yamilena	L	CUB	18	8	14	40	6.00
<b>Total tournament</b>					249	27	89	365	9.58





## Best Scorers

Rk	Team	Attack	Block	Serve	Total
1	ARG Argentina	45	16	0	61
2	DOM Dominican Republic	39	10	5	54
3	BRA Brazil	40	7	6	53
4	MEX Mexico	40	8	4	52
	PUR Puerto Rico	41	8	3	52
6	COL Colombia	24	1	4	29
7	CUB Cuba	21	5	2	28
8	CHI Chile	22	2	1	25
<b>Total tournament</b>		<b>272</b>	<b>57</b>	<b>25</b>	<b>354</b>



## Best Attackers

Limit: 15.00%

Rk	Team	Attacks	Faults	Shots	Total Attempts	Succ. %
1	BRA Brazil	40	15	21	76	52.63
2	DOM Dominican Republic	39	9	39	87	44.83
3	MEX Mexico	40	8	58	106	37.74
4	ARG Argentina	45	20	89	154	29.22
5	CUB Cuba	21	16	39	76	27.63
6	PUR Puerto Rico	41	35	88	164	25.00
7	CHI Chile	22	20	48	90	24.44
8	COL Colombia	24	27	61	112	21.43
<b>Total tournament</b>		<b>272</b>	<b>150</b>	<b>443</b>	<b>865</b>	<b>31.45</b>



## Best Blockers

Rk	Team	Kill Blocks	Faults	Rebounds	Total Attempts	Avg. by set
1	ARG Argentina	16	9	16	41	4.00
2	DOM Dominican Republic	10	11	10	31	3.33
3	MEX Mexico	8	9	18	35	2.67
4	BRA Brazil	7	8	9	24	2.33
5	PUR Puerto Rico	8	10	22	40	2.00
6	CUB Cuba	5	6	3	14	1.67
7	CHI Chile	2	10	7	19	0.67
8	COL Colombia	1	14	16	31	0.33
<b>Total tournament</b>		<b>57</b>	<b>77</b>	<b>101</b>	<b>235</b>	<b>2.19</b>





## Best Servers

Rk	Team	Aces	Faults	Serve Hits	Total Attempts	Avg. by set
1	BRA Brazil	6	5	63	74	2.00
2	DOM Dominican Republic	5	12	57	74	1.67
3	COL Colombia	4	4	43	51	1.33
	MEX Mexico	4	12	57	73	1.33
5	PUR Puerto Rico	3	12	65	80	0.75
6	CUB Cuba	2	8	35	45	0.67
7	CHI Chile	1	8	38	47	0.33
N/A	ARG Argentina	0	13	78	91	
<b>Total tournament</b>		25	74	436	535	0.96



## Best Diggers

Rk	Team	Digs	Faults	Receptions	Total Attempts	Avg. by set
1	ARG Argentina	91	15	4	110	22.75
2	PUR Puerto Rico	87	13	7	107	21.75
3	MEX Mexico	58	9	3	70	19.33
4	COL Colombia	56	8	3	67	18.67
5	DOM Dominican Republic	50	9	4	63	16.67
6	CHI Chile	41	15	9	65	13.67
7	BRA Brazil	38	5	2	45	12.67
8	CUB Cuba	22	12	4	38	7.33
<b>Total tournament</b>		443	86	36	565	17.04



## Best Setters

Rk	Team	Running Sets	Faults	Still Sets	Total Attempts	Avg. by set
1	BRA Brazil	23	0	50	73	7.67
2	MEX Mexico	15	0	83	98	5.00
3	ARG Argentina	18	2	129	149	4.50
4	DOM Dominican Republic	9	0	76	85	3.00
5	PUR Puerto Rico	11	0	148	159	2.75
6	COL Colombia	1	1	102	104	0.33
	CUB Cuba	1	5	73	79	0.33
N/A	CHI Chile	0	1	95	96	
<b>Total tournament</b>		78	9	756	843	3.00





## Best Receivers

Limit: 20.00%

Rk	Team	Excellents	Faults	Serve Receptions	Total Attempts	Eff. %
1	BRA Brazil	21	2	14	37	51.35
2	DOM Dominican Republic	21	1	17	39	51.28
3	ARG Argentina	33	3	32	68	44.12
4	PUR Puerto Rico	31	0	47	78	39.74
5	MEX Mexico	19	4	24	47	31.91
6	COL Colombia	16	4	41	61	19.67
7	CHI Chile	17	5	40	62	19.35
8	CUB Cuba	17	6	46	69	15.94
<b>Total tournament</b>		175	25	261	461	32.54



## Best Liberos

Rk	Team	Excellents	Faults	In Play	Total Attempts	Avg. by set
1	ARG Argentina	52	4	10	66	13.00
2	COL Colombia	33	2	12	47	11.00
3	MEX Mexico	30	5	10	45	10.00
4	DOM Dominican Republic	29	3	6	38	9.67
5	PUR Puerto Rico	38	3	12	53	9.50
6	CHI Chile	28	1	18	47	9.33
7	BRA Brazil	21	1	7	29	7.00
8	CUB Cuba	18	8	14	40	6.00
<b>Total tournament</b>		249	27	89	365	9.58



## **Brazil, Argentina, Mexico and Dominican Republic win on opening day at Santiago 2023**

SANTIAGO, Chile, October 21, 2023.- Brazil, Argentina, Mexico and Dominican Republic won on opening day of the nineteenth edition of the Pan American Games Santiago 2023 at the Arena Parque O'Higgins.

In Pool A, Brazil had no complications in defeating Cuba 3-0 (25-14, 25-16, 25-14) and Argentina started with a 3-1 (25-17, 25-18, 17-25, 25-19) win over Puerto Rico.

In Pool B, Mexico took down Colombia 3-0 (25-22, 25-13, 25-14) and Defending champions Dominican Republic celebrated their first victory after defeating hosts Chile in straight sets (25-18, 25-17, 25-11).

On the second day of competition in Pool A, Cuba (0-1) faces Puerto Rico (0-1) and Brazil (1-0) plays Argentina (1-0), while Dominican Republic (1-0) takes on Mexico (1-0) and hosts Chile (0-1) will face Colombia (0-1).

### **Brazil 3, Cuba 0**

Brazil opened the Women's Volleyball Tournament at the Santiago 2023 Pan American Games with 3-0 (25-14, 25-16, 25-14) over Cuba. The South American team had a solid debut outperforming the Caribbeans in pool A. Brazil led in points from attacks 40-21, in blocking points 7-5 and points from serves 6-2. Brazil's level of play managed to force Cuba to commit 22 unforced errors against 16 of their own. Brazilian Sabrina Machado led all attackers with 19 points on 11 kills, one block and two aces. Maiara Basso and Lorena Viezel added 10 points each in Brazil's win. Yalain De La Peña was Cuba's top scorer with 9 points.

### **Argentina 3, Puerto Rico 1**

Argentina started the Santiago 2023 Pan American Games with a 3-1 (25-17, 25-18, 17-25, 25-19) win over Puerto Rico. Argentina held back Puerto Rico who recovered from an 0-2 set deficit forcing a fourth set, earning their first tournament win in Pool A. Argentina had its blocking to thank for, finishing with a 16-8 margin over Puerto Rico. The attacks were balanced, with Argentina leading 45-41. Puerto Rico led in serves 3-0 but handed out 31 points on errors and Argentina 27. Opposite hitter María Corbalan topped Argentina with 16 points on 14 kills and two blocks, joined by middle blockers Bianca Farriol with 13 points and Avril García with 10 points who scored a match-high of 7 stuff blocks. Puerto Rico's leading scorers were middle blocker Neira Ortiz with 13 points on 7 kills and 6 blocks. Outside hitter Stephanie Rivera added 11 points on 10 kills and one ace. On the second day of competition in Pool A, Argentina (1-0) will play against Brazil (1-0) and Puerto Rico (0-2) faces Cuba (0-2).

### **Mexico 3, Colombia 0**

Mexico took down Colombia 3-0 (25-22, 25-13, 25-14). Mexico gained more confidence as the match developed to finish with a 39-24 advantage in attacking points and an 8-1 margin in blocks in their first Pool B win. Both teams scored four points from serves and committed a similar number of errors, Mexico with 20 and Colombia with 23. Opposite Karen Rivera scored 16 points as Mexico's leading attacker and outside hitter Grecia Castro contributed with 11 points. Leading Colombia was middle blocker Paulina Agudelo with 9 points.

### **Dominican Republic 3, Chile 0**



Defending champions Dominican Republic celebrated their first victory after defeating hosts Chile in straight sets (25-18, 25-17, 25-11). Despite a high-level of resistance from Chile in the first two sets and the support of the home crowd, Dominican Republic prevailed in their first pool B outing in three consecutive sets. Dominican Republic held advantage in every skill of the game, 39-22 in kills, 10-1 in blocks and 5-1 in aces. Both teams committed 21 unforced errors. Outside hitter Yonkaira Peña and Brayelin Martinez led Dominicans offense with 13 points each. Opposite Gaila Gonzalez contributed 11 points. Chilean team captain Beatriz Novoa scored 10 points and outside hitter Dominga Aylwin added 7 points.

## **Brasil, Argentina, México y la República Dominicana ganan en el día de apertura en Santiago 2023**

SANTIAGO, Chile, 21 de octubre de 2023: Brasil, Argentina, México y la República Dominicana obtuvieron victorias en el día de apertura de la decimonovena edición de los Juegos Panamericanos Santiago 2023 en el Arena Parque O'Higgins.

En el Grupo A, Brasil no tuvo complicaciones para vencer a Cuba 3-0 (25-14, 25-16, 25-14), y Argentina comenzó con una victoria de 3-1 (25-17, 25-18, 17-25, 25-19) sobre Puerto Rico.

En el Grupo B, México derrotó a Colombia 3-0 (25-22, 25-13, 25-14), y las campeonas defensoras República Dominicana celebraron su primera victoria al vencer a las anfitrionas de Chile en tres sets seguidos (25-18, 25-17, 25-11).

En el segundo día de competencia en el Grupo A, Cuba (0-1) se enfrenta a Puerto Rico (0-1) y Brasil (1-0) juega contra Argentina (1-0), mientras que, en el Grupo B, República Dominicana (1-0) se mide ante México (1-0) y las anfitrionas Chile (0-1) se enfrentarán a Colombia (0-1).

### **Brasil 3, Cuba 0**

Brasil abrió el Torneo de Voleibol Femenino de los Juegos Panamericanos Santiago 2023 con una victoria 3-0 (25-14, 25-16, 25-14) sobre Cuba. El equipo sudamericano tuvo un sólido debut superando a las caribeñas en el grupo A. Brasil lideró en puntos por ataques 40-21, en puntos de bloqueo 7-5 y en puntos de saque 6-2. El nivel de juego de Brasil forzó a Cuba a cometer 22 errores no forzados frente a 16 propios. Sabrina Machado de Brasil lideró a todas las anotadoras con 19 puntos, incluyendo 11 ataques, un bloqueo y dos aces. Maiara Basso y Lorena Viesel sumaron 10 puntos cada una en la victoria de Brasil. Yalain De La Peña fue la máxima anotadora de Cuba con 9 puntos.

### **Argentina 3, Puerto Rico 1**

Argentina comenzó los Juegos Panamericanos Santiago 2023 con una victoria de 3-1 (25-17, 25-18, 17-25, 25-19) sobre Puerto Rico. Argentina logró contener a Puerto Rico, que venía de una desventaja de dos sets, forzando un cuarto set, para obtener su primera victoria del torneo en el Grupo A. Argentina tuvo que agradecer a su bloqueo, que terminó con un margen de 16-8 sobre Puerto Rico. Los ataques estuvieron equilibrados, con Argentina liderando 45-41. Puerto Rico lideró en saques 3-0, pero entregó 31 puntos en errores, mientras que Argentina cometió 27. La opuesta María Corbalan lideró a Argentina con 16 puntos, incluyendo 14 ataques y dos bloqueos. También contribuyeron las centrales Bianca Farriol con 13 puntos y Avril García con 10, con García logrando un máximo de 7 bloqueos. Las máximas anotadoras de Puerto Rico fueron la central Neira Ortiz con



13 puntos, incluyendo 7 ataques y 6 bloqueos. La atacante de esquina Stephanie Rivera sumó 11 puntos con 10 ataques y un saque directo.

### **México 3, Colombia 0**

México venció a Colombia 3-0 (25-22, 25-13, 25-14) en el día de apertura. México ganó más confianza a medida que avanzaba el partido, terminando con una ventaja de 39-24 en puntos de ataque y un margen de 8-1 en bloqueos en su primera victoria en el Grupo B. Ambos equipos anotaron cuatro puntos desde el saque y cometieron un número similar de errores, México con 20 y Colombia con 23. La opuesta Karen Rivera anotó 16 puntos como la principal atacante de México, y la jugadora de esquina Grecia Castro contribuyó con 11 puntos. La máxima anotadora de Colombia fue la central Paulina Agudelo con 9 puntos.

### **República Dominicana 3, Chile 0**

Las campeonas defensoras República Dominicana celebraron su primera victoria tras vencer a las anfitrionas, Chile, en tres sets seguidos (25-18, 25-17, 25-11). A pesar de una resistencia de alto nivel por parte de Chile en los dos primeros sets y el apoyo de la afición local, la República Dominicana prevaleció en su primer partido del Grupo B en tres sets seguidos. República Dominicana tuvo ventaja en todas las habilidades del juego, 39-22 en puntos de ataque, 10-1 en bloqueos y 5-1 en saques directos. Ambos equipos cometieron 21 errores no forzados. Las esquinas Yonkaira Peña y Brayelin Martínez lideraron la ofensiva de las dominicanas con 13 puntos cada una. La opuesta Gaila González aportó 11 puntos. La capitana del equipo chileno, Beatriz Novoa, anotó 10 puntos y la jugadora de esquina Dominga Aylwin sumó 7 puntos.



# VOLLEYBALL

## Women's



ARG



BRA



CHI



COL

# Santiago



Juegos  
PanAm | ParapanAm



CUB



DOM



MEX



PUR

## Bulletin No 3

Sunday, October 22<sup>nd</sup>, 2023.





**Calendario y Formato de Competencia RAMA FEMENINA / Competition Format and Match Schedule WOMEN COMP**

GROUP-A													
No.	Date	Time	Teams		LIV E	Set	1	2	3	4	5	Total	Time
1	21-Oct	10:30	BRA	vs	CUB	3-0	25-14	25-16	25-14			75-44	1:16
2	21-Oct	13:30	PUR	vs	ARG	1-3	17-25	18-25	25-17	19-25		79-92	1:52
5	22-Oct	10:30	PUR	vs	CUB	3-0	25-20	25-16	25-18			75-54	1:28
6	22-Oct	13:30	BRA	vs	ARG	3-0	25-13	25-20	25-18			75-51	1:19
9	23-Oct	10:30	BRA	vs	PUR	0-0							
10	23-Oct	13:30	ARG	vs	CUB	0-0							
GROUP-B													
No.	Date	Time	Teams		LIV E	Set	1	2	3	4	5	Total	Time
3	21-Oct	17:30	COL	vs	MEX	0-3	22-25	13-25	14-25			49-75	1:31
4	21-Oct	20:30	CHI	vs	DOM	0-3	18-25	17-25	11-25			46-75	1:25
7	22-Oct	17:30	DOM	vs	MEX	3-0	25-15	25-17	25-19			75-51	1:14
8	22-Oct	20:30	CHI	vs	COL	3-0	29-27	25-23	25-7			79-57	1:32
11	23-Oct	17:30	DOM	vs	COL	0-0							
12	23-Oct	20:30	CHI	vs	MEX	0-0							
QUATERFINALS													
No.	Date	Time	Teams		LIV E	Set	1	2	3	4	5	Total	Time
13	24-Oct	10:30	2ND B	vs	3RD A	0-0							
14	24-Oct	13:30	2ND A	vs	3RD B								
CLASSIFICATION 5/8													
No.	Date	Time	Teams		LIV E	Set	1	2	3	4	5	Total	Time
15	25-Oct	10:30	4TH B	vs	LOOSER OF M13 OR (M14)	0-0							
16	25-Oct	13:30	4TH A	vs	LOOSER OF M14 OR (M13)								
SEMIFINALS													
No.	Date	Time	Teams		LIV E	Set	1	2	3	4	5	Total	Time
17	25-Oct	17:30	1st. B	vs	WINNER OF M13 OR (M14)	0-0							
18	25-Oct	20:30	1st. A	vs	WINNER OF M14 OR (M13)	0-0							
FINAL CLASSIFICATION 7/8													
No.	Date	Time	Teams		LIV E	Set	1	2	3	4	5	Total	Time
19	26-Oct	10:00	LOOSER OF M15	vs	LOOSER OF M16	0-0							
FINAL CLASSIFICATION 5/6													
No.	Date	Time	Teams		LIV E	Set	1	2	3	4	5	Total	Time
20	26-Oct	13:00	WINNER OF M15	vs	WINNER OF M16	0-0							
FINALS													
No.	Date	Time	Teams		LIV E	Set	1	2	3	4	5	Total	Time
21	26-Oct	17:00	LOSER OF M17	vs	LOSER OF M18	0-0							
22	26-Oct	20:00	WINNER OF M17	vs	WINNER OF M18	0-0							



# Santiago 2023

Juegos PanAm | ParapanAm

Santiago de Chile • October 21-26



## Union Panamericana Voleibol

Día / Day	Hora / Time	Competition Venue - FOP	Hora / Time	Training Court 1 - Centro Elige vivir Sano Lo Espejo	Training Court 2 - Centro Elige vivir Sano San Ramón	
18-oct-23	8:00		8:00	CUBA	BRAZIL	
	9:30		9:30	CHILE	PUERTO RICO	
	11:00		11:00	DOMINICANA	ARGENTINA	
	12:30		12:30	COLOMBIA	MEXICO	
19-oct-23	8:00	MEXICO				
	9:30	CUBA				
	11:00	PUERTO RICO				
	12:30	DOMINICANA				
	14:00	ARGENTINA				
	15:30	COLOMBIA				
	17:00	BRASIL				
	18:30	CHILE				
	20:00	PRACTICAL CLINIC				
					Preliminary Inquiry	
				Time	Country	
				9:00	CHI	
				9:45	DOM	
				10:30	COL	
				11:15	ARG	
				12:00	MEX	
				12:45	CUB	
				13:30	PUR	
				14:15	BRA	
20-oct-23	8:00			ARGENTINA	COLOMBIA	
	9:30			MEXICO	PUERTO RICO	
	11:00			CUBA	BRASIL	
	12:30			CHILE	DOMINICANA	
21-oct-23	9:00		9:00	COLOMBIA	MEXICO	
	10:30		10:30	CHILE	DOMINICANA	
	10:30	BRA Vs CUBA				
	13:30	PUR Vs ARG				
	17:30	COL Vs MEX				
	19:00		19:00	BRASIL	CUBA	
	20:30		20:30	PUERTO RICO	ARGENTINA	
20:30	CHI Vs DOM					
22-oct-23	9:00		9:00	DOMINICANA	MEXICO	
	10:30		10:30	CHILE	COLOMBIA	
	10:30	PUR Vs CUB				
	13:30	BRA Vs ARG				
	17:30	DOM Vs MEX				
	19:00		19:00	PUERTO RICO	CUBA	
	20:30		20:30	BRASIL	ARGENTINA	
20:30	CHI Vs COL					
23-oct-23	9:00		9:00	DOMINICANA	COLOMBIA	
	10:30		10:30	CHILE	MEXICO	
	10:30	BRA Vs PUR				
	13:30	ARG Vs CUB				
	17:30	DOM Vs COL				
	19:00		19:00	BRASIL	PUERTO RICO	
	20:30		20:30	ARGENTINA	CUBA	
20:30	CHI Vs MEX					
24-oct-23	9:00		9:00	4to.-GRUPO-A	4to.-GRUPO-B	
	10:30		10:30	1er.-GRUPO-A	1er.-GRUPO-B	
	10:30	2do GRUPO B Vs 3er GRUPO A				
	13:30	2do GRUPO A Vs 3er. GRUPO B				
	19:00		19:00	2do. GRUPO-B	3er. GRUPO-A	
	20:30		20:30	2do. GRUPO-A	3er. GRUPO-B	
	20:30					
25-oct-23	9:00		9:00	1er.-GRUPO-B	GP 13 O 14	
	10:30		10:30	1er.-GRUPO-A	GP 14 O 13	
	10:30	4to.- GRUPO-B Vs P-JUEGO 13 O 14				
	13:30	4to.- GRUPO-A Vs P-JUEGO 14 O 13				
	17:30	1er.-GRUPO-B Vs G-JUEGO 13 O 14				
	19:00		19:00	4to.- GRUPO-B	PP 13 O 14	
	20:30		20:30	4to.- GRUPO-A	PP 14 O 13	
20:30	1er.-GRUPO-A Vs G-JUEGO 14 O 13					
26-oct-23	9:00		9:00	PP 17	PP 18	
	10:00	P- JUEGO 15 Vs P-JUEGO 16				
	10:30		10:30	GP 17	GP 18	
	13:00	G-JUEGO 15 Vs G-JUEGO 16				
	17:00	P-JUEGO 17 Vs P-JUEGO 18				
	20:00	G-JUEGO 17 Vs G-JUEGO 18				



Union  
Panamericana  
Voleibol







**Santiago  
2023**


Juegos PanAm | ParapanAm  
Santiago de Chile • October 21-26



**Union  
Panamericana  
Voleibol**



FEDERATION  
INTERNATIONALE  
DE VOLLEYBALL



**O-1**

UNIFORM COLOURS  
Couleur de l'uniforme

CITY:   
Ville:

DATE:  TIME:   
Heure:

REGISTERED COLOURS / Couleurs enregistrées :  
(ONLY SHIRT COLOUR - seulement la couleur du maillot)

POOL/PHASE:   
Groupe/Phase:

	CHI	COL	DOM	L. DOM	MEX
1	RED	YELLOW	WHITE	PURPLE	BLACK
2	BLUE	BLUE	BLUE	ORANGE	RED
3	WHITE	WHITE	RED	YELLOW	WHITE

**MATCH SCHEDULE**  
Calendrier des matches

DATE:	No. Match	Team Equipe	
		A	B
21-oct-2023	3	COL	MEX
21-oct-2023	4	CHI	DOM
22-oct-2023	7	DOM	MEX
22-oct-2023	8	CHI	COL
23-oct-2023	11	DOM	COL
23-oct-2023	12	CHI	MEX

**TEAMS CHOICE (1-2 OR 3)**  
Choix des équipes (1-2 ou 3)

1st CHOICE 1er Choix		FIVB DECISION LIBERO	
A	B	A	B
YELLOW	BLACK	BLUE	RED
RED	WHITE	BLUE	PURPLE
BLUE	RED	ORANGE	WHITE
WHITE	BLUE	RED	WHITE
RED	WHITE	YELLOW	YELLOW
BLUE	WHITE	WHITE	BLACK



*(Handwritten signature)*



**MATCHES RESULTS**
**Pool A**

No	Date	Teams	Set	Result per set (points)					Total Points	Duration	Spectators
				1	2	3	4	5			
1	21-Oct-2023	BRA - CUB	3-0	25-14	25-16	25-14			75-44	1:17	8000
2	21-Oct-2023	PUR - ARG	1-3	17-25	18-25	25-17	19-25		79-92	1:52	8000
5	22-Oct-2023	PUR - CUB	3-0	25-20	25-16	25-18			75-54	1:33	8000
6	22-Oct-2023	BRA - ARG	3-0	25-13	25-20	25-18			75-51	1:19	9000
9	23-Oct-2023	BRA - PUR							-		
10	23-Oct-2023	ARG - CUB							-		

**Pool B**

No	Date	Teams	Set	Result per set (points)					Total Points	Duration	Spectators
				1	2	3	4	5			
3	21-Oct-2023	COL - MEX	0-3	22-25	13-25	14-25			49-75	1:31	8000
4	21-Oct-2023	CHI - DOM	0-3	18-25	17-25	11-25			46-75	1:24	8000
7	22-Oct-2023	DOM - MEX	3-0	25-15	25-17	25-19			75-51	1:14	12000
8	22-Oct-2023	CHI - COL	3-0	29-27	25-23	25-7			79-57	1:32	12000
11	23-Oct-2023	DOM - COL							-		
12	23-Oct-2023	CHI - MEX							-		

**TEAM RANKING**
**Pool A**

Rk	Code	Team	Matches				Pts	Results details						Sets			Points		
			W	L	T			3-0	3-1	3-2	2-3	1-3	0-3	W	L	Ratio	W	L	Ratio
1	BRA	Brazil	2	0	2	10	2	0	0	0	0	0	6	0	MAX	150	95	1.578	
2	PUR	Puerto Rico	1	1	2	6	1	0	0	0	1	0	4	3	1.333	154	146	1.054	
3	ARG	Argentina	1	1	2	4	0	1	0	0	0	1	3	4	0.750	143	154	0.928	
4	CUB	Cuba	0	2	2	0	0	0	0	0	0	2	0	6	0.000	98	150	0.653	

**Pool B**

Rk	Code	Team	Matches				Pts	Results details						Sets			Points		
			W	L	T			3-0	3-1	3-2	2-3	1-3	0-3	W	L	Ratio	W	L	Ratio
1	DOM	Dominican Republic	2	0	2	10	2	0	0	0	0	0	6	0	MAX	150	97	1.546	
2	MEX	Mexico	1	1	2	5	1	0	0	0	0	1	3	3	1.000	126	124	1.016	
3	CHI	Chile	1	1	2	5	1	0	0	0	0	1	3	3	1.000	125	132	0.946	
4	COL	Colombia	0	2	2	0	0	0	0	0	0	2	0	6	0.000	106	154	0.688	



**Match:** 5    **Date:** 22/10/2023    **Spectators:** 8,000  
**City:** Santiago de Chile  
**Hall:** Arena Parque O'Higgins  
**Match duration:** **Start:** 10:30    **End:** 12:01    **Total:** 1:28

Teams	Sets	1	2	3	4	5	Total
PUR	3	25	25	25			75
CUB	0	20	16	18			54
<b>Duration:</b>		0:27	0:29	0:26			1:22

**Referees:** 1st: Misael Galindo Reytez (COL) 2nd: Yuri R. Ramirez Ortiz (DOM)  
 Challenge: Ronald Stahl Jr. (USA)

PUR - Puerto Rico														
No	Name	Pos.	Line-up					Points by set					T.	
			1	2	3	4	5	1	2	3	4	5		
1	Fuentes	S				13					1			1
2	Venegas (C) (L)	L	L	L	L									
5	Rivera	S	3	2	3		1	2					3	
6	Walker	OH												
8	Rojas	MB												
10	Ortiz	OH	1	6	1		2	3	3				8	
12	Ortiz	MB	5	4	5		4	4	4				12	
13	Soto	OP	6	5	6		3	2	4				9	
15	Guibert	MB	2	1	2		2	4	1				7	
16	Rivera	OH	4	3	4		5	5	3				13	
17	Castillo	MB				15								
20	Cerame	OH	12	15	12									

**Coach:** Juan Carlos Rodriguez Morales  
**Assistant:** Galarza Eduardo

CUB - Cuba														
No	Name	Pos.	Line-up					Points by set					T.	
			1	2	3	4	5	1	2	3	4	5		
1	Grafort	OP	22	6	22						2			2
4	Lianet	MB												
5	Martinez	MB	6	6	6		1	2	3				6	
6	De la Peña	OH	4	4	4		4	2	2				8	
9	Mia	S	6	22	6					1			1	
10	Alejandra	OP				16								
16	Leyva	OH	5	5	5		4	1					5	
19	Suarez (C)	MB	3	3	3		3	1	1				5	
22	Hernandez	S	1	1	1		1		2				3	
25	Vila	OH	2	2	2		2	5	3				10	
26	Ruiz (L)	L	L	L	L									
27	Liz	OH												

**Coach:** Leivis Osmani Garcia Leon  
**Assistant:** Latamblet Daudinot Norka

## TEAMS AND PLAYERS PERFORMANCES

Won Points	Total Atts	No	Name
<b>44</b>	<b>105</b>	<b>Total Team</b>	
10	32	16	Rivera
9	14	12	Ortiz
9	22	13	Soto
<b>7</b>	<b>43</b>	<b>Total Team</b>	
3	14	12	Ortiz
3	6	16	Rivera
1	8	15	Guibert
<b>2</b>	<b>73</b>	<b>Total Team</b>	
1	2	1	Fuentes
1	16	5	Rivera
0	0	2	Venegas
<b>22</b>		<b>Total Team</b>	
<b>75</b>	<b>221</b>	<b>Total Team</b>	

Scoring Skills	Won Points	Total Atts	No	Name
<b>Attack</b>	<b>32</b>	<b>109</b>	<b>Total Team</b>	
	10	28	25	Vila
	7	33	6	De la Peña
	5	9	5	Martinez
<b>Block</b>	<b>7</b>	<b>37</b>	<b>Total Team</b>	
	3	11	19	Suarez
	2	5	22	Hernandez
	1	11	5	Martinez
<b>Serve</b>	<b>1</b>	<b>56</b>	<b>Total Team</b>	
	1	11	22	Hernandez
	0	0	1	Grafort
	0	0	4	Lianet
<b>Opp. error</b>	<b>14</b>		<b>Total Team</b>	
<b>Total</b>	<b>54</b>	<b>202</b>	<b>Total Team</b>	

13	51	16	Rivera
12	34	12	Ortiz
9	36	13	Soto

Best scorers			
10	42	25	Vila
8	47	6	De la Peña
6	27	5	Martinez

■ Starting line-up with position    Atts = Attempts    (C) = Captain    MB = Middle blocker    S = Setter  
 □ Substitute with shirt number    Opp. = Opponent    (L) / L = Libero    OP = Opposite    OH = Outside Hitter

















## Best Scorers

Rk	No	Name	Pos.	Team	Attack	Block	Serve	Total
1	4	Novoa Beatriz	OH	CHI	28	5	1	34
2	16	Peña Isabel Yonkaira Paola	OH	DOM	26	6	0	32
3	9	Machado Sabrina	OP	BRA	25	2	2	29
4	11	Corbalan Maria De La Paz	OP	ARG	25	2	0	27
5	12	Ortiz Neira	MB	PUR	16	9	0	25
6	16	Rivera Stephanie	OH	PUR	20	3	1	24
7	20	Martinez Brayelin Elizabeth	OH	DOM	20	2	1	23
8	15	Rivera Herrera Karen Paola	OP	MEX	20	1	1	22
9	3	Basso Maiara	OH	BRA	18	0	2	20
	4	Viezel Lorena Giovana	MB	BRA	14	5	1	20
11	15	Schwartzman Hechenleitner Petra	OP	CHI	17	0	2	19
	23	Gonzalez Lopez Gaila Ceneida	OP	DOM	15	2	2	19
13	9	Ospino Montero Maira Alejandra	MB	COL	15	2	1	18
	13	Soto Gonzalez Camila	OP	PUR	16	0	2	18
15	6	De La Peña Gonzalez Yalain Regla	OH	CUB	13	3	1	17
	6	Castro López Grecia Esther	OH	MEX	16	0	1	17
17	15	Wenk Hoengen Helena	OH	BRA	13	2	1	16
	20	Topete Pardo Aime Margarita	OH	MEX	15	1	0	16
19	12	Besen Larissa	MB	BRA	8	6	1	15
	7	Aylwin Debarca Dominga	OH	CHI	12	0	3	15
	25	Vila Wittingham Ivy May	OH	CUB	14	0	1	15
22	12	Cuartas Piñeres Sofia	OP	COL	11	0	3	14
	11	Urias Jocelyn	MB	MEX	9	4	1	14
	10	Ortiz Ivania	OH	PUR	14	0	0	14
25	10	Bulaich Simian Daniela	OH	ARG	13	0	0	13
	13	Farriol Bianca	MB	ARG	11	2	0	13
	22	Perez Dalma Nicole	OH	ARG	11	2	0	13
	24	Garcia Avril	MB	ARG	4	9	0	13
	18	Agudelo Marin Paulina	MB	COL	9	1	3	13
30	21	Martinez Jineiry	MB	DOM	8	4	0	12
	33	Flores Gamez Karina Angelica	MB	MEX	8	2	2	12
32	30	Laguado Raigosa Juliana	OH	COL	10	1	0	11
33	1	Arias Perez Candida Estefany	MB	DOM	5	3	2	10
	15	Guibert Rivera Alana Antonela	MB	PUR	8	2	0	10
35	5	Martinez Hernandez Dayana	MB	CUB	7	2	0	9
36	19	Suarez Hernandez Laura Beatriz	MB	CUB	4	4	0	8
37	5	Salinas Candela Sol	OH	ARG	4	3	0	7
	6	Morales Villalobos Karen Belen	MB	CHI	5	1	1	7
	16	Castillo Leyva Thainalien	OH	CUB	7	0	0	7
	6	Skerrett Walker Destiny Angelie	OH	PUR	7	0	0	7
41	1	Rios Naiane De Almeida	S	BRA	2	3	1	6
	2	Giglio Bataller Florencia	OH	CHI	6	0	0	6
43	5	Rivera Wilmarie	S	PUR	3	1	1	5
44	18	Lopez Daiana	OH	ARG	4	0	0	4
	26	Lucumi Briche Sheilla Belen	MB	COL	4	0	0	4
	1	Grafort Maren Lisania	OP	CUB	4	0	0	4
	10	Gomez Chacon Alejandra	OP	CUB	3	1	0	4
	3	Eve Mejia Lisvel Elisa	MB	DOM	3	0	1	4
49	10	Mendoza Fuster Camila	MB	CHI	1	1	1	3
	22	Hernandez Rojas Lisbeysis Ines	S	CUB	0	2	1	3
<b>Total tournament</b>					569	102	47	718





## Best Attackers

Limit: 15.00%

Rk	No	Name	Pos.	Team	Attacks	Faults	Shots	Total Attempts	Succ. %
1	9	Machado Sabrina	OP	BRA	25	3	15	43	58.14
2	3	Basso Maiara	OH	BRA	18	6	10	34	52.94
3	20	Martinez Brayelin Elizabeth	OH	DOM	20	2	17	39	51.28
4	16	Peña Isabel Yonkaira Paola	OH	DOM	26	5	20	51	50.98
5	23	Gonzalez Lopez Gaila Ceneida	OP	DOM	15	4	23	42	35.71
	15	Rivera Herrera Karen Paola	OP	MEX	20	5	31	56	35.71
7	15	Schwartzman Hechenleitner Petra	OP	CHI	17	4	27	48	35.42
8	4	Novoa Beatriz	OH	CHI	28	12	41	81	34.57
9	11	Corbalan Maria De La Paz	OP	ARG	25	7	41	73	34.25
10	15	Wenk Hoengen Helena	OH	BRA	13	7	18	38	34.21
<b>Total tournament</b>					569	264	839	1,672	34.03



## Best Blockers

Rk	No	Name	Pos.	Team	Kill Blocks	Faults	Rebounds	Total Attempts	Avg. by set
1	24	Garcia Avril	MB	ARG	9	7	8	24	1.29
	12	Ortiz Neira	MB	PUR	9	8	17	34	1.29
3	12	Besen Larissa	MB	BRA	6	3	14	23	1.00
	16	Peña Isabel Yonkaira Paola	OH	DOM	6	4	0	10	1.00
5	4	Viezel Lorena Giovana	MB	BRA	5	6	4	15	0.83
	4	Novoa Beatriz	OH	CHI	5	2	2	9	0.83
7	19	Suarez Hernandez Laura Beatriz	MB	CUB	4	6	6	16	0.67
	21	Martinez Jineiry	MB	DOM	4	7	12	23	0.67
	11	Urias Jocelyn	MB	MEX	4	2	5	11	0.67
10	1	Rios Naiane De Almeida	S	BRA	3	1	2	6	0.50
<b>Total tournament</b>					102	194	227	523	2.04



## Best Servers

Rk	No	Name	Pos.	Team	Aces	Faults	Serve Hits	Total Attempts	Avg. by set
1	7	Aylwin Debarca Dominga	OH	CHI	3	3	15	21	0.50
	12	Cuartas Piñeres Sofia	OP	COL	3	1	6	10	0.50
	18	Agudelo Marin Paulina	MB	COL	3	1	15	19	0.50
4	3	Basso Maiara	OH	BRA	2	1	18	21	0.33
	9	Machado Sabrina	OP	BRA	2	5	14	21	0.33
	5	Salinas Limaco Paula	S	CHI	2	1	16	19	0.33
	15	Schwartzman Hechenleitner Petra	OP	CHI	2	1	16	19	0.33
	1	Arias Perez Candida Estefany	MB	DOM	2	5	11	18	0.33
	23	Gonzalez Lopez Gaila Ceneida	OP	DOM	2	5	22	29	0.33
	33	Flores Gamez Karina Angelica	MB	MEX	2	8	10	20	0.33
<b>Total tournament</b>					47	136	868	1,051	0.94





## Best Diggers

Rk	No	Name	Pos.	Team	Digs	Faults	Receptions	Total Attempts	Avg. by set
1	44	Ruz Carla	L	CHI	57	4	5	66	9.50
2	13	Gomez Camila	L	COL	46	8	3	57	7.67
3	12	Rizzo Tatiana Soledad	L	ARG	48	6	2	56	6.86
4	5	Castillo Brenda	L	DOM	41	5	2	48	6.83
5	2	Venegas Shara	L	PUR	45	6	8	59	6.43
6	26	Ruiz Pis Yamilena	L	CUB	30	11	3	44	5.00
	16	Muñoz Delgadillo Angela Paulet	L	MEX	30	7	2	39	5.00
8	22	Vasques Lais	L	BRA	25	4	3	32	4.17
9	5	Rivera Wilmarie	S	PUR	29	1	2	32	4.14
	16	Rivera Stephanie	OH	PUR	29	3	1	33	4.14
<b>Total tournament</b>					850	193	84	1,127	17.00



## Best Setters

Rk	No	Name	Pos.	Team	Running Sets	Faults	Still Sets	Total Attempts	Avg. by set
1	1	Rios Naiane De Almeida	S	BRA	38	1	85	124	6.33
2	1	Martinez Villareal Ivone	S	MEX	34	1	123	158	5.67
3	5	Rivera Wilmarie	S	PUR	30	0	183	213	4.29
4	1	Vera Tatiana	S	ARG	14	0	80	94	2.00
	5	Salinas Limaco Paula	S	CHI	12	1	126	139	2.00
6	7	Marte Frica Niverka Dharlenis	S	DOM	11	0	134	145	1.83
7	22	Hernandez Rojas Lisbeysis Ines	S	CUB	5	6	113	124	0.83
8	14	Velasquez Angie	S	COL	4	1	140	145	0.67
9	8	Cosulich Martínez María Luz	S	ARG	4	1	104	109	0.57
10	15	Rivera Herrera Karen Paola	OP	MEX	2	1	17	20	0.33
<b>Total tournament</b>					156	22	1,471	1,649	3.12



## Best Receivers

Limit: 20.00%

Rk	No	Name	Pos.	Team	Excellents	Faults	Serve Receptions	Total Attempts	Eff. %
1	3	Basso Maiara	OH	BRA	17	3	5	25	56.00
2	2	Venegas Shara	L	PUR	18	0	15	33	54.55
3	22	Vasques Lais	L	BRA	15	1	10	26	53.85
4	16	Rivera Stephanie	OH	PUR	21	1	16	38	52.63
5	20	Topete Pardo Aime Margarita	OH	MEX	19	1	15	35	51.43
6	10	Ortiz Ivania	OH	PUR	21	0	21	42	50.00
7	12	Rizzo Tatiana Soledad	L	ARG	20	2	15	37	48.65
8	16	Castillo Leyva Thainalien	OH	CUB	18	2	15	35	45.71
9	4	Novoa Beatriz	OH	CHI	26	2	26	54	44.44
10	6	Castro López Grecia Esther	OH	MEX	23	3	20	46	43.48
<b>Total tournament</b>					383	47	486	916	36.68





## Best Liberos

Rk	No	Name	Pos.	Team	Excellents	Faults	In Play	Total Attempts	Avg. by set
1	44	Ruz Carla	L	CHI	70	5	20	95	11.67
2	13	Gomez Camila	L	COL	62	9	27	98	10.33
3	12	Rizzo Tatiana Soledad	L	ARG	68	8	17	93	9.71
4	26	Ruiz Pis Yamilena	L	CUB	56	16	28	100	9.33
5	2	Venegas Shara	L	PUR	63	6	23	92	9.00
6	5	Castillo Brenda	L	DOM	50	5	6	61	8.33
7	16	Muñoz Delgadillo Angela Paulet	L	MEX	43	9	13	65	7.17
8	22	Vasques Lais	L	BRA	40	5	13	58	6.67
<b>Total tournament</b>					452	63	147	662	9.04





## Best Scorers

Rk	Team	Attack	Block	Serve	Total
1	BRA Brazil	83	18	8	109
2	PUR Puerto Rico	85	15	5	105
3	DOM Dominican Republic	80	17	7	104
4	ARG Argentina	73	18	2	93
5	CHI Chile	72	8	10	90
6	MEX Mexico	70	10	5	85
7	CUB Cuba	53	12	3	68
8	COL Colombia	53	4	7	64
<b>Total tournament</b>		<b>569</b>	<b>102</b>	<b>47</b>	<b>718</b>



## Best Attackers

Limit: 15.00%

Rk	Team	Attacks	Faults	Shots	Total Attempts	Succ. %
1	BRA Brazil	83	24	49	156	53.21
2	DOM Dominican Republic	80	18	78	176	45.45
3	MEX Mexico	70	24	116	210	33.33
4	CHI Chile	72	35	112	219	32.88
5	PUR Puerto Rico	85	49	135	269	31.60
6	ARG Argentina	73	39	132	244	29.92
7	CUB Cuba	53	32	100	185	28.65
8	COL Colombia	53	43	117	213	24.88
<b>Total tournament</b>		<b>569</b>	<b>264</b>	<b>839</b>	<b>1,672</b>	<b>34.03</b>



## Best Blockers

Rk	Team	Kill Blocks	Faults	Rebounds	Total Attempts	Avg. by set
1	BRA Brazil	18	21	24	63	3.00
2	DOM Dominican Republic	17	24	28	69	2.83
3	ARG Argentina	18	25	26	69	2.57
4	PUR Puerto Rico	15	27	41	83	2.14
5	CUB Cuba	12	23	16	51	2.00
6	MEX Mexico	10	24	29	63	1.67
7	CHI Chile	8	17	22	47	1.33
8	COL Colombia	4	33	41	78	0.67
<b>Total tournament</b>		<b>102</b>	<b>194</b>	<b>227</b>	<b>523</b>	<b>2.04</b>





## Best Servers

Rk	Team	Aces	Faults	Serve Hits	Total Attempts	Avg. by set
1	CHI Chile	10	14	100	124	1.67
2	BRA Brazil	8	15	125	148	1.33
3	COL Colombia	7	7	95	109	1.17
	DOM Dominican Republic	7	22	119	148	1.17
5	MEX Mexico	5	25	95	125	0.83
6	PUR Puerto Rico	5	18	130	153	0.71
7	CUB Cuba	3	12	86	101	0.50
8	ARG Argentina	2	23	118	143	0.29
<b>Total tournament</b>		47	136	868	1,051	0.94



## Best Diggers

Rk	Team	Digs	Faults	Receptions	Total Attempts	Avg. by set
1	PUR Puerto Rico	142	23	18	183	20.29
2	CHI Chile	112	33	13	158	18.67
3	ARG Argentina	125	26	9	160	17.86
4	COL Colombia	106	23	15	144	17.67
5	DOM Dominican Republic	104	19	9	132	17.33
6	MEX Mexico	103	23	4	130	17.17
7	BRA Brazil	82	16	7	105	13.67
8	CUB Cuba	76	30	9	115	12.67
<b>Total tournament</b>		850	193	84	1,127	17.00



## Best Setters

Rk	Team	Running Sets	Faults	Still Sets	Total Attempts	Avg. by set
1	BRA Brazil	39	1	112	152	6.50
2	MEX Mexico	36	2	164	202	6.00
3	PUR Puerto Rico	30	1	233	264	4.29
4	ARG Argentina	18	3	216	237	2.57
5	CHI Chile	12	3	203	218	2.00
6	DOM Dominican Republic	11	0	164	175	1.83
7	CUB Cuba	6	11	179	196	1.00
8	COL Colombia	4	1	200	205	0.67
<b>Total tournament</b>		156	22	1,471	1,649	3.12





## Best Receivers

Limit: 20.00%

Rk	Team	Excellents	Faults	Serve Receptions	Total Attempts	Eff. %
1	PUR Puerto Rico	65	1	64	130	49.23
2	BRA Brazil	42	4	33	79	48.10
3	MEX Mexico	57	6	48	111	45.95
4	ARG Argentina	54	5	73	132	37.12
5	CUB Cuba	56	8	72	136	35.29
6	CHI Chile	46	8	64	118	32.20
7	DOM Dominican Republic	27	2	49	78	32.05
8	COL Colombia	36	13	83	132	17.42
<b>Total tournament</b>		383	47	486	916	36.68



## Best Liberos

Rk	Team	Excellents	Faults	In Play	Total Attempts	Avg. by set
1	CHI Chile	70	5	20	95	11.67
2	COL Colombia	62	9	27	98	10.33
3	ARG Argentina	68	8	17	93	9.71
4	CUB Cuba	56	16	28	100	9.33
5	PUR Puerto Rico	63	6	23	92	9.00
6	DOM Dominican Republic	50	5	6	61	8.33
7	MEX Mexico	43	9	13	65	7.17
8	BRA Brazil	40	5	13	58	6.67
<b>Total tournament</b>		452	63	147	662	9.04



## **Brazil and Dominican Republic capture second win in a row at Santiago 2023**

SANTIAGO, Chile, October 22, 2023.- Brazil and Dominican Republic captured their second win in a row at the Women's Volleyball Tournament of the 2023 Santiago Pan American Games at the Arena Parque O'Higgins on Sunday.

Brazil beat Argentina 3-0 (25-13, 25-20, 25-18) to lead Pool A and the defending champions Dominican Republic swept Mexico (25-15, 25-17, 25-19) to lead Pool B.

Puerto Rico and Chile claimed their first win. Puerto Rico in Pool A defeated Cuba 3-0 (25-20, 25-16, 25-18) and Chile achieved a historic victory at Pan American Games by defeating Colombia 3-0 (29-27, 25-23, 25-7) in Pool B.

The winners of each Pool will advance into semifinals. The second and third places will go through the quarterfinal round.

The last day of the preliminary round starts with Pool A matches between Brazil (2-0) and Puerto Rico (1-1), followed by Argentina (1-1) against Cuba (0-2). In Pool B, Dominican Republic (2-0) will play Colombia (0-2) and Chile (1-1) against Mexico (1-1).

### **Puerto Rico 3, Cuba 0**

Puerto Rico claimed their first win after beating Cuba 3-0 (25-20, 25-16, 25-18) in Pool A. Puerto Rico improved their record to 1-1, taking a significant step toward advancing into the next round of the event. Cuba, on the other hand, is still without victories (0-2). On the last day of the preliminary round, Puerto Rico will play against Brazil and Cuba goes up against Argentina. Puerto Rico outperformed Cuba with a 44-32 advantage in attacks and a slight 2-1 margin in direct service points. Both teams tied with seven points in blocks. Puerto Rico capitalized on 22 points from Cuba's errors while conceding 14. Outside hitter Stephanie Rivera led Puerto Rico with 13 points, on 10 attacks, two blocks, and one ace. Middle blocker Neira Ortiz contributed 12 points, including 9 from attacks and three from blocks. On Cuba's side, outside hitter Ivy Vila led with 10 points, all from attacks.

### **Brazil 3, Argentina 0**

Brazil captured its second win at the Pan American Games Santiago 2023 beating Argentina 3-0 (25-13, 25-20, 25-18). Brazil is unbeaten in Pool A while Argentina has one win and one loss. The preliminary round finishes tomorrow with Brazil (2-0) facing Puerto Rico (1-1) and Argentina (1-1) against Cuba (0-2). Brazil prevailed with a huge 43-28 advantage in attacking points and 11-2 in blocks. Both teams scored two aces and committed 19 unforced errors. Three Brazilians scored double figures, led by Sabrina Machado with 15 points (14 kills, one block), followed by Maiara Basso with 10 points (9 kills, one ace) and Lorena Viezel contributed 10 points (6 kills, 3 blocks, one ace). Maria De La Paz Corbalan was Argentina's leading scorer with 11 points all on kills. Dalma Nicole Perez followed with 9 kill points.

### **Dominican Republic 3, Mexico 0**

Defending champions Dominican Republic beat Mexico 3-0 (25-15, 25-17, 25-19) to improve 2-0 at the. Dominican Republic stands undefeated in Pool B and Mexico after suffering their first loss are with a 1-1 mark. Dominicans will finish the preliminary round on Monday against Colombia and Mexico will face hosts Chile. The Dominicans dominated the first and second sets with strong defense from Brenda Castillo and coordinated attacking. In the third set, Mexico gave more



competition after recovering from being down 16-19 and tying the score at 19 points. However, Dominican Republic closed it with a rally of six consecutive points. Dominicans dominated in attacking 41-30, in blocking 7-2 and in serving 2-1, benefiting from 24 opponent errors and giving away 18. Dominican Outside hitter Yonkaira Peña led all scorers with 19 points on 15 kills and a match-high of 4 blocks. Brayelin Martinez contributed 10 points on 8 kills, one block and one ace. Outside hitter Aimé Topete led Mexico with 9 points all on kills. Outside hitter Grecia Castro and team captain Jocelyn Urias added 6 points each.

### **Chile 3, Colombia 0**

Chile achieved a historic victory at Pan American Games by defeating Colombia 3-0 (29-27, 25-23, 25-7). Chile delighted the home crowd coming from behind in the closing moments of the first two sets. Chile took the first set from Colombia (23-24) in a dramatic finish that extended to 29-27, and in the second set, they made a comeback from a four-point deficit (18-22) to finish 25-23. Chile completely outplayed Colombia in the third set, jumping to a 12-1 lead and dominating the set 25-7. Chile, with a 1-1 record in Group B, will conclude the preliminary stage against Mexico (1-1), while Colombia, with a 0-2 record, will face the undefeated defending champions, Dominican Republic. Chile outperformed Colombia 50-29 in attacks, 6-3 in blocks, and 9-3 in service points. Colombia made fewer unforced errors than Chile (14-22). The top scorer of the match was Chile's Beatriz Novoa with 24 points (20 attacks, 3 blocks, one service ace), the highest in the tournament so far. She was accompanied by Petra Schwartzman with 15 points (13 attacks, 2 service points). Colombia's leading scorer was Maira Ospino with 10 points (9 attacks, one block).

### **Brasil y Dominicana logran su segunda victoria consecutiva en Santiago 2023**

SANTIAGO, Chile, 22 de octubre de 2023. - Brasil y la República Dominicana consiguieron su segunda victoria consecutiva en el Torneo de Voleibol Femenino de los Juegos Panamericanos de Santiago 2023 en la Arena Parque O'Higgins el domingo.

Brasil venció a Argentina 3-0 (25-13, 25-20, 25-18) para liderar el Grupo A, y las campeonas defensoras de la República Dominicana vencieron en sets corridos a México (25-15, 25-17, 25-19) para liderar el Grupo B.

Puerto Rico y Chile obtuvieron su primera victoria. Puerto Rico en el Grupo A derrotó a Cuba 3-0 (25-20, 25-16, 25-18), y Chile logró una victoria histórica en los Juegos Panamericanos al vencer a Colombia 3-0 (29-27, 25-23, 25-7) en el Grupo B.

Los ganadores de cada grupo avanzarán a las semifinales. Los equipos en segundo y tercer lugar avanzarán a la ronda de cuartos de final.

El último día de la fase preliminar comienza con los partidos del Grupo A entre Brasil (2-0) y Puerto Rico (1-1), seguido por Argentina (1-1) contra Cuba (0-2). En el Grupo B, la República Dominicana (2-0) jugará contra Colombia (0-2) y Chile (1-1) contra México (1-1).

### **Puerto Rico 3, Cuba 0**

Puerto Rico logró su primera victoria tras vencer a Cuba 3-0 (25-20, 25-16, 25-18) en el Grupo A. Puerto Rico mejoró su récord 1-1, dando un paso importante para optar avanzar a la siguiente ronda



del evento. Cuba por su lado aún no tiene victorias (0-2). En el último día de la ronda preliminar, Puerto Rico jugará frente a Brasil y Cuba va ante Argentina. Puerto Rico superó a Cuba con ventaja de 44-32 en ataques y una mínima ventaja de 2-1 en puntos de saque directos. Ambos equipos empataron en bloqueo con siete puntos. Puerto Rico capitalizó 22 puntos por errores de Cuba y cedió 14. La jugadora de esquina Stephanie Rivera encabezó a Puerto Rico con 13 puntos a través de 10 ataques, dos bloqueos y un saque directo. La central Neira Ortiz aportó 12 puntos de 9 ataques y tres bloqueos. Del lado de Cuba, lideró la punta Ivy Vila con 10 puntos todos de ataques.

### **Brasil 3, Argentina 0**

Brasil consiguió su segunda victoria en los Juegos Panamericanos de Santiago 2023 al vencer a Argentina 3-0 (25-13, 25-20, 25-18). Brasil se mantiene invicto en el Grupo A, mientras que Argentina tiene una victoria y una derrota. La fase preliminar termina mañana con Brasil (2-0) enfrentando a Puerto Rico (1-1) y Argentina (1-1) contra Cuba (0-2). Brasil prevaleció con una gran ventaja de 43-28 en puntos de ataque y 11-2 en bloqueos. Ambos equipos anotaron dos puntos de saques directos y cometieron 19 errores no forzados. Tres brasileñas anotaron cifras de dos dígitos, lideradas por Sabrina Machado con 15 puntos (14 ataques, un bloqueo), seguida por Maiara Basso con 10 puntos (9 ataques, un saque directo) y Lorena Viezel aportó 10 puntos (6 ataques, 3 bloqueos, un saque directo). María De La Paz Corbalan fue la máxima anotadora de Argentina con 11 puntos, todos de ataque. Dalma Nicole Perez la siguió con 9 puntos en ataques.

### **República Dominicana 3, México 0**

Las campeonas defensoras, República Dominicana, vencieron a México 3-0 (25-15, 25-17, 25-19) para mejorar su récord a 2-0. República Dominicana se mantiene invicta en el Grupo B, mientras que México, después de su primera derrota, tiene un récord de 1-1. Las dominicanas concluirán la fase preliminar el lunes contra Colombia, y México se enfrentará a las anfitrionas, Chile. Las dominicanas dominaron el primer y segundo set con gran defensa por parte de Brenda Castillo y el ataque coordinado. En el tercero, México dio mayor competencia tras recuperarse de ir abajo 16-19 y empatar a 19 puntos. Sin embargo, las dominicanas cerraron con un rally de seis puntos consecutivos. Las dominicanas dominaron en ataque 41-30, en bloqueo 7-2 y en servicio 2-1, beneficiándose de 24 errores del oponente y cometiendo 18. La atacante de esquina Yonkaira Peña de República Dominicana fue la líder en anotaciones con 19 puntos, de 15 ataques y el máximo de 4 bloqueos. Brayelin Martínez contribuyó con 10 puntos, incluyendo 8 ataques, un bloqueo y un saque directo. La jugadora de esquina Aimé Topete lideró a México con 9 puntos, todos en ataques. La atacante de esquina Grecia Castro y la capitana del equipo, Jocelyn Urias, añadieron 6 puntos cada una.

### **Chile 3, Colombia 0**

Chile obtuvo una victoria histórica en Juegos Panamericanos tras derrotar a Colombia 3-0 (29-27, 25-23, 25-7). Chile deleitó a su público viniendo de atrás en el cierre de los primeros dos sets. Chile le arrebató el primer set a Colombia (23-24) en un cierre dramático que se extendió a 29-27 y en el segundo, viniendo de atrás de un déficit de cuatro puntos (18-22), finalizando 25-23. Chile desequilibró a Colombia por completo en el tercer set, saltando a una ventaja de 12-1, para dominar el parcial 25-7. Chile con récord 1-1 en el Grupo B, cerrará la ronda de grupos frente a México, en tanto que Colombia con marca 0-2 finalizará ante las campeonas defensoras República Dominicana que marchan invictas. Chile superó a Colombia 50-29 en ataque, 6-3 en bloqueo y 9-3 en puntos de servicio. Colombia cometió menos errores no forzados que Chile (14-22). La máxima anotadora del



partido fue la chilena Beatriz Novoa con 24 puntos (20 ataques, 3 bloqueos, un saque), el máximo hasta el momento en el torneo. La acompañó Petra Schwartzman con 15 puntos (13 ataques, 2 puntos de saque). La líder de anotaciones de Colombia fue Maira Ospino con 10 puntos (9 ataques, un bloqueo).



# VOLLEYBALL

## Women's



ARG



BRA



CHI



COL

# Santiago



Juegos  
PanAm | ParapanAm



CUB



DOM



MEX



PUR

## Bulletin No 4

Monday, October 23<sup>rd</sup>, 2023.





**Calendario y Formato de Competencia RAMA FEMENINA / Competition Format and Match Schedule WOMEN COMP**

GROUP-A													
No.	Date	Time	Teams		LIVE	Set	1	2	3	4	5	Total	Time
1	21-Oct	10:30	BRA	vs	CUB	3-0	25-14	25-16	25-14			75-44	1:16
2	21-Oct	13:30	PUR	vs	ARG	1-3	17-25	18-25	25-17	19-25		79-92	1:52
5	22-Oct	10:30	PUR	vs	CUB	0-3	25-20	25-16	25-18			75-54	1:28
6	22-Oct	13:30	BRA	vs	ARG	3-0	25-13	25-20	25-18			75-51	1:19
9	23-Oct	10:30	BRA	vs	PUR	3-0	25-15	25-22	25-21			75-58	1:25
10	23-Oct	13:30	ARG	vs	CUB	3-0	25-23	25-16	25-15			75-54	1:18
GROUP-B													
No.	Date	Time	Teams		LIVE	Set	1	2	3	4	5	Total	Time
3	21-Oct	17:30	COL	vs	MEX	0-3	22-25	13-25	14-25			49-75	1:31
4	21-Oct	20:30	CHI	vs	DOM	0-3	18-25	17-25	11-25			46-75	1:25
7	22-Oct	17:30	DOM	vs	MEX	0-3	25-15	25-17	25-19			75-51	1:14
8	22-Oct	20:30	CHI	vs	COL	3-0	29-27	25-23	25-7			79-57	1:32
11	23-Oct	17:30	DOM	vs	COL	3-0	25-14	25-18	25-20			75-52	1:13
12	23-Oct	20:30	CHI	vs	MEX	1-3	26-24	21-25	15-25	18-25		80-99	2:07
QUARTERFINALS													
No.	Date	Time	Teams		LIVE	Set	1	2	3	4	5	Total	Time
13	24-Oct	10:30	(MEX) 2ND B	vs	3RD A (PUR)	0-0							
14	24-Oct	13:30	(ARG) 2ND A	vs	3RD B (CHI)								
CLASSIFICATION 5/8													
No.	Date	Time	Teams		LIVE	Set	1	2	3	4	5	Total	Time
15	25-Oct	10:30	(COL) 4TH B	vs	LOOSER OF M13 OR (M14)	0-0							
16	25-Oct	13:30	(CUB) 4TH A	vs	LOOSER OF M14 OR (M13)								
SEMIFINALS													
No.	Date	Time	Teams		LIVE	Set	1	2	3	4	5	Total	Time
17	25-Oct	17:30	(DOM) 1st. B	vs	WINNER OF M13 OR (M14)	0-0							
18	25-Oct	20:30	(BRA) 1st. A	vs	WINNER OF M14 OR (M13)	0-0							
FINAL CLASSIFICATION 7/8													
No.	Date	Time	Teams		LIVE	Set	1	2	3	4	5	Total	Time
19	26-Oct	10:00	LOOSER OF M15	vs	LOOSER OF M16	0-0							
FINAL CLASSIFICATION 5/6													
No.	Date	Time	Teams		LIVE	Set	1	2	3	4	5	Total	Time
20	26-Oct	13:00	WINNER OF M15	vs	WINNER OF M16	0-0							
FINALS													
No.	Date	Time	Teams		LIVE	Set	1	2	3	4	5	Total	Time
21	26-Oct	17:00	LOSER OF M17	vs	LOSER OF M18	0-0							
22	26-Oct	20:00	WINNER OF M17	vs	WINNER OF M18	0-0							



# Santiago 2023

Juegos PanAm | ParapanAm  
Santiago de Chile • October 21-26



## Union Panamericana Voleibol

Dia / Day	Hora / Time	Competition Venue - FOP	Hora / Time	Training Court 1 - Centro Elige vivir Sano Lo Espejo	Training Court 2 - Centro Elige vivir Sano San Ramón	
18-oct-23	8:00		8:00	CUBA	BRAZIL	
	9:30		9:30	CHILE	PUERTO RICO	
	11:00		11:00	DOMINICANA	ARGENTINA	
	12:30		12:30	COLOMBIA	MEXICO	
19-oct-23	8:00	MEXICO				
	9:30	CUBA				
	11:00	PUERTO RICO				
	12:30	DOMINICANA				
	14:00	ARGENTINA				
	15:30	COLOMBIA				
	17:00	BRASIL				
	18:30	CHILE				
	20:00	PRACTICAL CLINIC				
						<small>Preliminary Inquiry</small>
					Time Country	
					9:00 CHI	
					9:45 DOM	
					10:30 COL	
					11:15 ARG	
					12:00 MEX	
					12:45 CUB	
					13:30 PUR	
					14:15 BRA	
20-oct-23	8:00			ARGENTINA	COLOMBIA	
	9:30			MEXICO	PUERTO RICO	
	11:00			CUBA	BRASIL	
	12:30			CHILE	DOMINICANA	
21-oct-23	9:00		9:00	COLOMBIA	MEXICO	
	10:30		10:30	CHILE	DOMINICANA	
	10:30	BRA Vs CUBA				
	13:30	PUR Vs ARG				
	17:30	COL Vs MEX				
	19:00		19:00	BRASIL	CUBA	
	20:30		20:30	PUERTO RICO	ARGENTINA	
20:30	CHI Vs DOM					
22-oct-23	9:00		9:00	DOMINICANA	MEXICO	
	10:30		10:30	CHILE	COLOMBIA	
	10:30	PUR Vs CUB				
	13:30	BRA Vs ARG				
	17:30	DOM Vs MEX				
	19:00		19:00	PUERTO RICO	CUBA	
	20:30		20:30	BRASIL	ARGENTINA	
20:30	CHI Vs COL					
23-oct-23	9:00		9:00	DOMINICANA	COLOMBIA	
	10:30		10:30	CHILE	MEXICO	
	10:30	BRA Vs PUR				
	13:30	ARG Vs CUB				
	17:30	DOM Vs COL				
	19:00		19:00	BRASIL	PUERTO RICO	
	20:30		20:30	ARGENTINA	CUBA	
20:30	CHI Vs MEX					
24-oct-23	9:00		9:00	(CUB) 4to.- GRUPO-A	4to.- GRUPO-B (COL)	
	10:30		10:30	(BRA) 1er.-GRUPO-A	1er.-GRUPO-B (DOM)	
	10:30	MEX Vs PUR				
	13:30	ARG Vs CHI				
	19:00		19:00	(MEX) 2do. GRUPO-B	3er. GRUPO-A (PUR)	
20:30		20:30	(ARG) 2do. GRUPO-A	3er. GRUPO-B (CHI)		
25-oct-23	9:00		9:00	(DOM) 1er.-GRUPO-B	GP 13 O 14	
	10:30		10:30	(BRA)1er.-GRUPO-A	GP 14 O 13	
	10:30	COL Vs P-JUEGO 13 O 14				
	13:30	CUB Vs P-JUEGO 14 O 13				
	17:30	DOM Vs G-JUEGO 13 O 14				
	19:00		19:00	(COL) 4to.- GRUPO-B	PP 13 O 14	
20:30		20:30	(CUB) 4to.- GRUPO-A	PP 14 O 13		
20:30	BRA Vs G-JUEGO 14 O 13					
26-oct-23	9:00		9:00	PP 17	PP 18	
	10:00	P- JUEGO 15 Vs P-JUEGO 16				
	10:30		10:30	GP 17	GP 18	
	13:00	G-JUEGO 15 Vs G-JUEGO 16				
	17:00	P-JUEGO 17 Vs P-JUEGO 18				
20:00	G-JUEGO 17 Vs G-JUEGO 18					







**MATCHES RESULTS**
**Pool A**

No	Date	Teams	Set	Result per set (points)					Total Points	Duration	Spectators
				1	2	3	4	5			
1	21-Oct-2023	BRA - CUB	3-0	25-14	25-16	25-14			75-44	1:17	8000
2	21-Oct-2023	PUR - ARG	1-3	17-25	18-25	25-17	19-25		79-92	1:52	8000
5	22-Oct-2023	PUR - CUB	3-0	25-20	25-16	25-18			75-54	1:33	8000
6	22-Oct-2023	BRA - ARG	3-0	25-13	25-20	25-18			75-51	1:19	9000
9	23-Oct-2023	BRA - PUR	3-0	25-15	25-22	25-21			75-58	1:25	5260
10	23-Oct-2023	ARG - CUB	3-0	25-23	25-16	25-15			75-54	1:18	1200

**Pool B**

No	Date	Teams	Set	Result per set (points)					Total Points	Duration	Spectators
				1	2	3	4	5			
3	21-Oct-2023	COL - MEX	0-3	22-25	13-25	14-25			49-75	1:31	8000
4	21-Oct-2023	CHI - DOM	0-3	18-25	17-25	11-25			46-75	1:24	8000
7	22-Oct-2023	DOM - MEX	3-0	25-15	25-17	25-19			75-51	1:14	12000
8	22-Oct-2023	CHI - COL	3-0	29-27	25-23	25-7			79-57	1:32	12000
11	23-Oct-2023	DOM - COL	3-0	25-14	25-18	25-20			75-52	1:13	8000
12	23-Oct-2023	CHI - MEX	1-3	26-24	21-25	15-25	18-25		80-99	2:07	9000

**TEAM RANKING**
**Pool A**

Rk	Code	Team	Matches				Pts	Results details						Sets			Points		
			W	L	T			3-0	3-1	3-2	2-3	1-3	0-3	W	L	Ratio	W	L	Ratio
1	BRA	Brazil	3	0	3	15	3	0	0	0	0	0	9	0	MAX	225	153	1.470	
2	ARG	Argentina	2	1	3	9	1	1	0	0	0	1	6	4	1.500	218	208	1.048	
3	PUR	Puerto Rico	1	2	3	6	1	0	0	0	1	1	4	6	0.666	212	221	0.959	
4	CUB	Cuba	0	3	3	0	0	0	0	0	0	3	0	9	0.000	152	225	0.675	

**Pool B**

Rk	Code	Team	Matches				Pts	Results details						Sets			Points		
			W	L	T			3-0	3-1	3-2	2-3	1-3	0-3	W	L	Ratio	W	L	Ratio
1	DOM	Dominican Republic	3	0	3	15	3	0	0	0	0	0	9	0	MAX	225	149	1.510	
2	MEX	Mexico	2	1	3	9	1	1	0	0	0	1	6	4	1.500	225	204	1.102	
3	CHI	Chile	1	2	3	6	1	0	0	0	1	1	4	6	0.666	205	231	0.887	
4	COL	Colombia	0	3	3	0	0	0	0	0	0	3	0	9	0.000	158	229	0.689	



**Match:** 9    **Date:** 23/10/2023    **Spectators:** 5,260  
**City:** Santiago de Chile  
**Hall:** Arena Parque O'Higgins  
**Match duration:** **Start:** 10:30    **End:** 11:55    **Total:** 1:25

Teams	Sets	1	2	3	4	5	Total
<b>BRA</b>	<b>3</b>	25	25	25			<b>75</b>
<b>PUR</b>	<b>0</b>	15	22	21			<b>58</b>
<b>Duration:</b>		0:23	0:30	0:26			1:19

**Referees:** 1st: Cinthya Hernandez Rojas (CRC) 2nd: Reynaldo Careaga Burgos (CHI)  
 Challenge: Ronald Stahl Jr. (USA)

BRA - Brazil													
No	Name	Pos.	Line-up					Points by set					T.
			1	2	3	4	5	1	2	3	4	5	
1	Naiane (C)	S	6	1	6								2
2	Carol	S											
3	Maiara	OH	1	2	1		2	2	5				9
4	Lorena	MB	5	6	5		2	3	4				9
5	Talia	OH											
7	Aline	OH		15				1					1
9	Sabrina	OP	3	4	3		7	7	4				18
10	Tainara	OP		9	9								
11	Luzia	MB		12	12				1				1
12	Larissa	MB	2	3	2		1	2	3				6
15	Helena	OH	4	5	4		1	2	3				6
22	Lais (L)	L	L	L	L								

**Coach:** Paulo Do Rego Barros Junior  
**Assistant:** Coppini Fernandes Wagner Luiz

PUR - Puerto Rico													
No	Name	Pos.	Line-up					Points by set					T.
			1	2	3	4	5	1	2	3	4	5	
1	Fuentes	S	13		17								
2	Venegas (C) (L)	L	L	L	L								
5	Rivera	S	2	2	3					1	1		2
6	Walker	OH		10	1					1	1		2
8	Rojas	MB											
10	Ortiz	OH	6	6	5					4	2		6
12	Ortiz	MB	4	4	5					2	5	4	11
13	Soto	OP	5	5						1			1
15	Guibert	MB	1	1	2					3	1		4
16	Rivera	OH	3	3	4					3	4	4	11
17	Castillo	MB	5	13	6					1	1		2
20	Cerame	OH	12	15	12					1			1

**Coach:** Juan Carlos Rodriguez Morales  
**Assistant:** Galarza Eduardo

**TEAMS AND PLAYERS PERFORMANCES**

Won Points	Total Atts	No	Name	Scoring Skills	Won Points	Total Atts	No	Name
<b>39</b>	<b>105</b>	<b>Total Team</b>		<b>Attack</b>	<b>29</b>	<b>104</b>	<b>Total Team</b>	
15	26	9	Sabrina		11	35	16	Rivera
8	28	3	Maiara		6	21	10	Ortiz
7	17	4	Lorena		5	13	12	Ortiz
<b>10</b>	<b>31</b>	<b>Total Team</b>		<b>Block</b>	<b>9</b>	<b>35</b>	<b>Total Team</b>	
2	7	4	Lorena		5	13	12	Ortiz
2	6	12	Larissa		2	7	15	Guibert
2	3	15	Helena		1	3	5	Rivera
<b>3</b>	<b>73</b>	<b>Total Team</b>		<b>Serve</b>	<b>2</b>	<b>60</b>	<b>Total Team</b>	
2	15	9	Sabrina		1	6	12	Ortiz
1	4	7	Aline		1	9	20	Cerame
0	10	1	Naiane		0	4	1	Fuentes
<b>23</b>		<b>Total Team</b>		<b>Opp. error</b>	<b>18</b>		<b>Total Team</b>	
<b>75</b>	<b>209</b>	<b>Total Team</b>			<b>58</b>	<b>199</b>	<b>Total Team</b>	
				<b>Best scorers</b>	11	32	12	Ortiz
18	44	9	Sabrina		11	48	16	Rivera
9	41	3	Maiara		6	28	10	Ortiz
9	34	4	Lorena					

■ Starting line-up with position    Atts = Attempts    (C) = Captain    MB = Middle blocker    S = Setter  
 □ Substitute with shirt number    Opp. = Opponent    (L) / L = Libero    OP = Opposite    OH = Outside Hitter



**Match:** 10    **Date:** 23/10/2023    **Spectators:** 1,200  
**City:** Santiago de Chile  
**Hall:** Arena Parque O'Higgins  
**Match duration:** **Start:** 13:30    **End:** 14:52    **Total:** 1:22

Teams	Sets	1	2	3	4	5	Total
<b>ARG</b>	<b>3</b>	25	25	25			75
<b>CUB</b>	<b>0</b>	23	16	15			54
<b>Duration:</b>		0:25	0:22	0:25			1:12

**Referees:** 1st: Reynaldo Careaga Burgos (CHI) 2nd: Daniel Gonzalez (MEX)  
 Challenge: Ronald Stahl Jr. (USA)

ARG - Argentina														
No	Name	Pos.	Line-up					Points by set					T.	
			1	2	3	4	5	1	2	3	4	5		
1	Vera	S	18	18	18									
5	Salinas	OH	8	10	10			2	1				3	
8	Cosulich	S	6	6	6			1					1	
10	Bulaich (C)	OH	1	1	1			7	2	2			11	
11	Corbalan	OP		8	8			1	3				4	
12	Rizzo (L)	L	L	L	L									
13	Farriol	MB	5	5	5			3	3	5			11	
18	Lopez	OH	3	3	3			1	1	4			6	
20	Pelozo	OH	22											
22	Perez	OH	4	4	4			4	3	6			13	
23	Studer	MB		2	2				4	1			5	
24	Garcia	MB	2					4					4	

**Coach:** Daniel Jorge Castellani  
**Assistant:** Morando Facundo

CUB - Cuba														
No	Name	Pos.	Line-up					Points by set					T.	
			1	2	3	4	5	1	2	3	4	5		
1	Grafort	OP		22	4					1	2			3
4	Lianet	MB			19									
5	Martinez	MB	6	5	6			4	2				6	
6	De la Peña	OH	4	3	22			2	1	2			5	
9	Mia	S		6	1									
10	Alejandra	OP	16	16	5			1	4	2			7	
16	Leyva	OH	5	4				4	1				5	
19	Suarez (C)	MB	3	2	3			3	1	2			6	
22	Hernandez	S	1	6	1				1				1	
25	Vila	OH	2	1	2			6	4	2			12	
26	Ruiz (L)	L	L	L	L									
27	Liz	OH												

**Coach:** Leivis Osmani Garcia Leon  
**Assistant:** Latamblet Daudinot Norka

## TEAMS AND PLAYERS PERFORMANCES

Won Points	Total Atts	No Name
<b>45</b>	<b>93</b>	<b>Total Team</b>
10	18	10 Bulaich
10	24	22 Perez
8	13	13 Farriol
<b>9</b>	<b>41</b>	<b>Total Team</b>
3	7	22 Perez
2	14	13 Farriol
1	1	10 Bulaich
<b>4</b>	<b>73</b>	<b>Total Team</b>
3	15	23 Studer
1	10	13 Farriol
0	1	1 Vera
<b>17</b>		<b>Total Team</b>
<b>75</b>	<b>207</b>	<b>Total Team</b>

Scoring Skills
<b>Attack</b>
<b>Block</b>
<b>Serve</b>
<b>Opp. error</b>
<b>Total</b>

Won Points	Total Atts	No Name
<b>38</b>	<b>106</b>	<b>Total Team</b>
10	22	25 Vila
6	18	10 Alejandra
5	10	5 Martinez
<b>5</b>	<b>19</b>	<b>Total Team</b>
2	4	19 Suarez
1	10	5 Martinez
1	1	10 Alejandra
<b>2</b>	<b>56</b>	<b>Total Team</b>
2	15	25 Vila
0	1	1 Grafort
0	1	4 Lianet
<b>9</b>		<b>Total Team</b>
<b>54</b>	<b>181</b>	<b>Total Team</b>

13	40	22 Perez
11	28	10 Bulaich
11	37	13 Farriol

Best scorers		
12	37	25 Vila
7	24	10 Alejandra
6	28	5 Martinez

■ Starting line-up with position    Atts = Attempts    (C) = Captain    MB = Middle blocker    S = Setter  
 □ Substitute with shirt number    Opp. = Opponent    (L) / L = Libero    OP = Opposite    OH = Outside Hitter



**Match:** 11    **Date:** 23/10/2023    **Spectators:** 8,000  
**City:** Santiago de Chile  
**Hall:** Arena Parque O'Higgins  
**Match duration:** **Start:** 17:30    **End:** 18:43    **Total:** 1:13

Teams	Sets	1	2	3	4	5	Total
<b>DOM</b>	<b>3</b>	25	25	25			75
<b>COL</b>	<b>0</b>	14	18	20			52
<b>Duration:</b>		0:20	0:23	0:24			1:07

**Referees:** 1st: Silvio Silveira (BRA) 2nd: Cinthya Hernandez Rojas (CRC)  
 Challenge: Paulo Turci (BRA)

DOM - Dominican Republic													
No	Name	Pos.	Line-up					Points by set					T.
			1	2	3	4	5	1	2	3	4	5	
1	Arias	MB	2	5	5			3	4				7
3	Eve	MB	2	2					5	2			7
4	Peralta	OH	20	16	7					2			2
5	Castillo (L)	L	L	L	L								
7	Marte (C)	S	3	6	6			1					1
12	Perez	S			23								
16	Peña Isabel	OH	1	4	1			3	3	7			13
18	De La Cruz	OH		1	4				3	3			6
20	Martinez	OH	4					3					3
21	Martinez	MB	5					4					4
23	Gonzalez	OP	6	3	3			4	5	1			10
25	Martinez	OH	21	1	1								

**Coach:** Marcos Kwiek  
**Assistant:** Rocha Pacheco Wagner Roberto

COL - Colombia													
No	Name	Pos.	Line-up					Points by set					T.
			1	2	3	4	5	1	2	3	4	5	
8	Laura Z	OH	30	22	9								
9	Maira	MB	6	1	6			2	1	3			6
10	Juliana	OH	9	18	18								
12	Sofia	OP	4	5	4			3	4	5			12
13	Camila (C) (L)	L	L	L	L								
14	Angie Melisa	S	1	2	1			1					1
18	Paulina	MB	3	4	3			1		3			4
21	Doris	S	12	12									
22	Natalia	OH	5	6				1	1				2
26	Sheilla	MB											
28	Isabella	OH	14	14	5					4			4
30	Laguado	OH	2	3	2			1	5	1			7

**Coach:** ANTONIO RIZOLA NETO  
**Assistant:** Osorio Estrada Hernan Alonso

**TEAMS AND PLAYERS PERFORMANCES**

Won Points	Total Atts	No Name
<b>33</b>	<b>77</b>	<b>Total Team</b>
9	18	16 Peña Isabel
7	11	3 Eve
6	11	23 Gonzalez
<b>6</b>	<b>26</b>	<b>Total Team</b>
3	4	20 Martinez
1	5	1 Arias
1	1	7 Marte
<b>14</b>	<b>73</b>	<b>Total Team</b>
4	17	16 Peña Isabel
4	9	23 Gonzalez
3	10	1 Arias
<b>22</b>		<b>Total Team</b>
<b>75</b>	<b>176</b>	<b>Total Team</b>

Scoring Skills
<b>Attack</b>
<b>Block</b>
<b>Serve</b>
<b>Opp. error</b>
<b>Total</b>

Won Points	Total Atts	No Name
<b>28</b>	<b>77</b>	<b>Total Team</b>
10	24	12 Sofia
6	13	30 Laguado
5	11	9 Maira
<b>4</b>	<b>25</b>	<b>Total Team</b>
2	9	18 Paulina
1	5	9 Maira
1	4	12 Sofia
<b>4</b>	<b>54</b>	<b>Total Team</b>
2	5	28 Isabella
1	8	12 Sofia
1	9	30 Laguado
<b>16</b>		<b>Total Team</b>
<b>52</b>	<b>156</b>	<b>Total Team</b>

13	38	16 Peña Isabel
10	21	23 Gonzalez
7	22	1 Arias

Best scorers
12 Sofia
30 Laguado
9 Maira

12	36	12 Sofia
7	23	30 Laguado
6	18	9 Maira

■ Starting line-up with position    Atts = Attempts    (C) = Captain    MB = Middle blocker    S = Setter  
 □ Substitute with shirt number    Opp. = Opponent    (L) / L = Libero    OP = Opposite    OH = Outside Hitter









## Best Scorers

Rk	No	Name	Pos.	Team	Attack	Block	Serve	Total
1	4	Novoa Beatriz	OH	CHI	45	7	3	55
2	9	Machado Sabrina	OP	BRA	40	3	4	47
3	16	Peña Isabel Yonkaira Paola	OH	DOM	35	6	4	45
4	6	Castro López Grecia Esther	OH	MEX	41	1	2	44
5	15	Rivera Herrera Karen Paola	OP	MEX	36	2	1	39
6	12	Ortiz Neira	MB	PUR	21	14	1	36
7	16	Rivera Stephanie	OH	PUR	31	3	1	35
8	11	Corbalan Maria De La Paz	OP	ARG	28	3	0	31
9	15	Schwartzman Hechenleitner Petra	OP	CHI	25	3	2	30
10	3	Basso Maiara	OH	BRA	26	1	2	29
	4	Viezel Lorena Giovana	MB	BRA	21	7	1	29
	23	Gonzalez Lopez Gaila Ceneida	OP	DOM	21	2	6	29
	20	Topete Pardo Aime Margarita	OH	MEX	26	3	0	29
14	11	Urias Jocelyn	MB	MEX	18	8	2	28
15	25	Vila Wittingham Ivy May	OH	CUB	24	0	3	27
16	22	Perez Dalma Nicole	OH	ARG	21	5	0	26
	12	Cuartas Piñeres Sofia	OP	COL	21	1	4	26
	20	Martinez Brayelin Elizabeth	OH	DOM	20	5	1	26
19	10	Bulaich Simian Daniela	OH	ARG	23	1	0	24
	13	Farriol Bianca	MB	ARG	19	4	1	24
	9	Ospino Montero Maira Alejandra	MB	COL	20	3	1	24
22	7	Aylwin Debarca Dominga	OH	CHI	20	0	3	23
23	15	Wenk Hoengen Helena	OH	BRA	17	4	1	22
	6	De La Peña Gonzalez Yalain Regla	OH	CUB	18	3	1	22
25	12	Besen Larissa	MB	BRA	12	8	1	21
26	10	Ortiz Ivania	OH	PUR	20	0	0	20
27	13	Soto Gonzalez Camila	OP	PUR	17	0	2	19
28	30	Laguado Raigosa Juliana	OH	COL	16	1	1	18
	33	Flores Gamez Karina Angelica	MB	MEX	11	2	5	18
30	24	Garcia Avril	MB	ARG	7	10	0	17
	18	Agudelo Marin Paulina	MB	COL	11	3	3	17
	1	Arias Perez Candida Estefany	MB	DOM	8	4	5	17
33	21	Martinez Jineiry	MB	DOM	12	4	0	16
34	5	Martinez Hernandez Dayana	MB	CUB	12	3	0	15
35	19	Suarez Hernandez Laura Beatriz	MB	CUB	8	6	0	14
	15	Guibert Rivera Alana Antonela	MB	PUR	10	4	0	14
37	6	Morales Villalobos Karen Belen	MB	CHI	10	2	1	13
38	16	Castillo Leyva Thainalien	OH	CUB	11	1	0	12
39	10	Gomez Chacon Alejandra	OP	CUB	9	2	0	11
	3	Eve Mejia Lisvel Elisa	MB	DOM	10	0	1	11
41	5	Salinas Candela Sol	OH	ARG	7	3	0	10
	18	Lopez Daiana	OH	ARG	10	0	0	10
43	6	Skerrett Walker Destiny Angelie	OH	PUR	9	0	0	9
44	1	Rios Naiane De Almeida	S	BRA	3	4	1	8
	2	Giglio Bataller Florencia	OH	CHI	7	1	0	8
46	1	Grafort Maren Lisania	OP	CUB	7	0	0	7
	5	Rivera Wilmarie	S	PUR	4	2	1	7
48	18	De La Cruz De Peña Bethania	OH	DOM	2	1	3	6
49	23	Studer Zoe Sharon	MB	ARG	1	1	3	5
	10	Mendoza Fuster Camila	MB	CHI	1	1	3	5
<b>Total tournament</b>					884	162	87	1,133





## Best Attackers

Limit: 15.00%

Rk	No	Name	Pos.	Team	Attacks	Faults	Shots	Total Attempts	Succ. %
1	9	Machado Sabrina	OP	BRA	40	4	25	69	57.97
2	16	Peña Isabel Yonkaira Paola	OH	DOM	35	5	29	69	50.72
3	20	Martinez Brayelin Elizabeth	OH	DOM	20	2	19	41	48.78
4	3	Basso Maiara	OH	BRA	26	13	23	62	41.94
5	23	Gonzalez Lopez Gaila Ceneida	OP	DOM	21	5	27	53	39.62
6	6	Castro López Grecia Esther	OH	MEX	41	12	51	104	39.42
7	22	Perez Dalma Nicole	OH	ARG	21	2	32	55	38.18
8	25	Vila Wittingham Ivy May	OH	CUB	24	7	32	63	38.10
9	15	Rivera Herrera Karen Paola	OP	MEX	36	10	52	98	36.73
10	4	Novoa Beatriz	OH	CHI	45	17	65	127	35.43
<b>Total tournament</b>					884	396	1,238	2,518	35.11



## Best Blockers

Rk	No	Name	Pos.	Team	Kill Blocks	Faults	Rebounds	Total Attempts	Avg. by set
1	12	Ortiz Neira	MB	PUR	14	11	22	47	1.40
2	24	Garcia Avril	MB	ARG	10	10	8	28	1.00
3	12	Besen Larissa	MB	BRA	8	6	15	29	0.89
4	11	Urias Jocelyn	MB	MEX	8	5	17	30	0.80
5	4	Viezel Lorena Giovana	MB	BRA	7	9	6	22	0.78
6	4	Novoa Beatriz	OH	CHI	7	4	2	13	0.70
7	19	Suarez Hernandez Laura Beatriz	MB	CUB	6	6	8	20	0.67
	16	Peña Isabel Yonkaira Paola	OH	DOM	6	6	1	13	0.67
9	20	Martinez Brayelin Elizabeth	OH	DOM	5	2	1	8	0.56
10	22	Perez Dalma Nicole	OH	ARG	5	3	1	9	0.50
<b>Total tournament</b>					162	294	349	805	2.13



## Best Servers

Rk	No	Name	Pos.	Team	Aces	Faults	Serve Hits	Total Attempts	Avg. by set
1	23	Gonzalez Lopez Gaila Ceneida	OP	DOM	6	7	25	38	0.67
2	1	Arias Perez Candida Estefany	MB	DOM	5	6	17	28	0.56
3	33	Flores Gamez Karina Angelica	MB	MEX	5	13	24	42	0.50
4	9	Machado Sabrina	OP	BRA	4	6	26	36	0.44
	12	Cuartas Piñeres Sofia	OP	COL	4	1	13	18	0.44
	16	Peña Isabel Yonkaira Paola	OH	DOM	4	6	32	42	0.44
7	18	Agudelo Marin Paulina	MB	COL	3	3	20	26	0.33
	25	Vila Wittingham Ivy May	OH	CUB	3	4	30	37	0.33
	18	De La Cruz De Peña Bethania	OH	DOM	3	1	4	8	0.33
10	23	Studer Zoe Sharon	MB	ARG	3	1	12	16	0.30
<b>Total tournament</b>					87	203	1,329	1,619	1.14





## Best Diggers

Rk	No	Name	Pos.	Team	Digs	Faults	Receptions	Total Attempts	Avg. by set
1	44	Ruz Carla	L	CHI	77	13	10	100	7.70
2	5	Castillo Brenda	L	DOM	58	7	2	67	6.44
3	13	Gomez Camila	L	COL	55	10	5	70	6.11
4	12	Rizzo Tatiana Soledad	L	ARG	61	8	4	73	6.10
5	2	Venegas Shara	L	PUR	58	10	9	77	5.80
6	26	Ruiz Pis Yamilena	L	CUB	51	17	3	71	5.67
7	22	Vasques Lais	L	BRA	47	13	3	63	5.22
8	20	Topete Pardo Aime Margarita	OH	MEX	36	7	2	45	3.60
9	5	Rivera Wilmarie	S	PUR	35	4	3	42	3.50
10	16	Rivera Stephanie	OH	PUR	34	4	1	39	3.40
<b>Total tournament</b>					1,258	319	130	1,707	16.55



## Best Setters

Rk	No	Name	Pos.	Team	Running Sets	Faults	Still Sets	Total Attempts	Avg. by set
1	1	Rios Naiane De Almeida	S	BRA	57	1	162	220	6.33
2	1	Martinez Villareal Ivone	S	MEX	54	1	212	267	5.40
3	5	Rivera Wilmarie	S	PUR	34	0	255	289	3.40
4	7	Marte Frica Niverka Dharlenis	S	DOM	28	0	167	195	3.11
5	1	Vera Tatiana	S	ARG	18	0	97	115	1.80
6	8	Cosulich Martínez María Luz	S	ARG	13	1	147	161	1.30
7	5	Salinas Limaco Paula	S	CHI	12	1	212	225	1.20
8	22	Hernandez Rojas Lisbeysis Ines	S	CUB	7	7	183	197	0.78
9	14	Velasquez Angie	S	COL	5	1	197	203	0.56
10	15	Rivera Herrera Karen Paola	OP	MEX	3	1	24	28	0.30
<b>Total tournament</b>					234	26	2,209	2,469	3.08



## Best Receivers

Limit: 20.00%

Rk	No	Name	Pos.	Team	Excellents	Faults	Serve Receptions	Total Attempts	Eff. %
1	12	Rizzo Tatiana Soledad	L	ARG	29	2	21	52	51.92
2	22	Vasques Lais	L	BRA	23	1	20	44	50.00
	2	Venegas Shara	L	PUR	25	0	25	50	50.00
4	16	Rivera Stephanie	OH	PUR	29	2	24	55	49.09
5	16	Castillo Leyva Thainalien	OH	CUB	27	3	20	50	48.00
6	3	Basso Maiara	OH	BRA	26	4	16	46	47.83
7	20	Topete Pardo Aime Margarita	OH	MEX	32	2	29	63	47.62
8	15	Wenk Hoengen Helena	OH	BRA	14	0	18	32	43.75
9	6	Castro López Grecia Esther	OH	MEX	36	6	27	69	43.48
10	16	Peña Isabel Yonkaira Paola	OH	DOM	25	1	32	58	41.38
<b>Total tournament</b>					591	87	739	1,417	35.57





## Best Liberos

Rk	No	Name	Pos.	Team	Excellents	Faults	In Play	Total Attempts	Avg. by set
1	26	Ruiz Pis Yamilena	L	CUB	84	22	41	147	9.33
2	44	Ruz Carla	L	CHI	91	14	29	134	9.10
3	12	Rizzo Tatiana Soledad	L	ARG	90	10	25	125	9.00
4	13	Gomez Camila	L	COL	77	17	42	136	8.56
5	2	Venegas Shara	L	PUR	83	10	34	127	8.30
6	5	Castillo Brenda	L	DOM	73	7	6	86	8.11
7	22	Vasques Lais	L	BRA	70	14	23	107	7.78
8	16	Muñoz Delgadillo Angela Paulet	OH	MEX	43	9	13	65	4.30
9	12	Landeros Palacios Joseline	L	MEX	27	6	5	38	2.70
<b>Total tournament</b>					638	109	218	965	8.39





## Best Scorers

Rk	Team	Attack	Block	Serve	Total
1	MEX Mexico	134	19	11	164
2	BRA Brazil	122	28	11	161
3	DOM Dominican Republic	113	23	21	157
4	ARG Argentina	118	27	6	151
5	PUR Puerto Rico	114	24	7	145
6	CHI Chile	111	16	15	142
7	CUB Cuba	91	17	5	113
8	COL Colombia	81	8	11	100
<b>Total tournament</b>		<b>884</b>	<b>162</b>	<b>87</b>	<b>1,133</b>



## Best Attackers

Limit: 15.00%

Rk	Team	Attacks	Faults	Shots	Total Attempts	Succ. %
1	BRA Brazil	122	41	98	261	46.74
2	DOM Dominican Republic	113	28	112	253	44.66
3	MEX Mexico	134	45	180	359	37.33
4	ARG Argentina	118	49	170	337	35.01
5	CHI Chile	111	54	189	354	31.36
6	CUB Cuba	91	49	151	291	31.27
7	PUR Puerto Rico	114	71	188	373	30.56
8	COL Colombia	81	59	150	290	27.93
<b>Total tournament</b>		<b>884</b>	<b>396</b>	<b>1,238</b>	<b>2,518</b>	<b>35.11</b>



## Best Blockers

Rk	Team	Kill Blocks	Faults	Rebounds	Total Attempts	Avg. by set
1	BRA Brazil	28	30	36	94	3.11
2	ARG Argentina	27	43	40	110	2.70
3	DOM Dominican Republic	23	35	37	95	2.56
4	PUR Puerto Rico	24	36	58	118	2.40
5	MEX Mexico	19	42	59	120	1.90
6	CUB Cuba	17	28	25	70	1.89
7	CHI Chile	16	39	40	95	1.60
8	COL Colombia	8	41	54	103	0.89
<b>Total tournament</b>		<b>162</b>	<b>294</b>	<b>349</b>	<b>805</b>	<b>2.13</b>





## Best Servers

Rk	Team	Aces	Faults	Serve Hits	Total Attempts	Avg. by set
1	DOM Dominican Republic	21	30	170	221	2.33
2	CHI Chile	15	22	168	205	1.50
3	BRA Brazil	11	22	188	221	1.22
	COL Colombia	11	18	134	163	1.22
5	MEX Mexico	11	39	173	223	1.10
6	PUR Puerto Rico	7	27	179	213	0.70
7	ARG Argentina	6	27	183	216	0.60
8	CUB Cuba	5	18	134	157	0.56
<b>Total tournament</b>		87	203	1,329	1,619	1.14



## Best Diggers

Rk	Team	Digs	Faults	Receptions	Total Attempts	Avg. by set
1	PUR Puerto Rico	184	43	25	252	18.40
2	MEX Mexico	180	35	8	223	18.00
3	CHI Chile	175	56	25	256	17.50
4	ARG Argentina	174	38	14	226	17.40
5	BRA Brazil	144	34	15	193	16.00
6	DOM Dominican Republic	141	32	11	184	15.67
7	COL Colombia	135	35	21	191	15.00
8	CUB Cuba	125	46	11	182	13.89
<b>Total tournament</b>		1,258	319	130	1,707	16.55



## Best Setters

Rk	Team	Running Sets	Faults	Still Sets	Total Attempts	Avg. by set
1	BRA Brazil	58	1	195	254	6.44
2	MEX Mexico	57	2	285	344	5.70
3	PUR Puerto Rico	34	1	330	365	3.40
4	DOM Dominican Republic	28	0	217	245	3.11
5	ARG Argentina	31	3	295	329	3.10
6	CHI Chile	13	4	335	352	1.30
7	CUB Cuba	8	13	278	299	0.89
8	COL Colombia	5	2	274	281	0.56
<b>Total tournament</b>		234	26	2,209	2,469	3.08





## Best Receivers

Limit: 20.00%

Rk	Team	Excellents	Faults	Serve Receptions	Total Attempts	Eff. %
1	MEX Mexico	97	11	76	184	46.74
2	BRA Brazil	66	6	58	130	46.15
3	PUR Puerto Rico	88	4	104	196	42.86
4	DOM Dominican Republic	55	6	60	121	40.50
5	ARG Argentina	74	7	101	182	36.81
6	CUB Cuba	84	12	109	205	35.12
7	CHI Chile	70	14	118	202	27.72
8	COL Colombia	57	27	113	197	15.23
<b>Total tournament</b>		591	87	739	1,417	35.57



## Best Liberos

Rk	Team	Excellents	Faults	In Play	Total Attempts	Avg. by set
1	CUB Cuba	84	22	41	147	9.33
2	CHI Chile	91	14	29	134	9.10
3	ARG Argentina	90	10	25	125	9.00
4	COL Colombia	77	17	42	136	8.56
5	PUR Puerto Rico	83	10	34	127	8.30
6	DOM Dominican Republic	73	7	6	86	8.11
7	BRA Brazil	70	14	23	107	7.78
8	MEX Mexico	70	15	18	103	7.00
<b>Total tournament</b>		638	109	218	965	8.39



## **Direct ticket to Semifinals for Brazil and Dominican Republic, Mexico upsets Chile**

SANTIAGO, Chile, October 23, 2023.- Brazil and Dominican Republic earned a direct ticket into semifinals, while Mexico upset Chile in front of the home crowd at the Santiago 2023 Pan American Games on Monday night.

Brazil defeated Puerto Rico 3-0 (25-15, 25-22, 25-21), winning Group A undefeated. Defending champs Dominican Republic defeated Colombia 3-0 (25-14, 25-18, 25-20) and topped Pool B also with an undefeated mark.

Mexico upset Chile in front of the home crowd winning second place of Pool A with a 3-1 (24-26, 25-21, 25-15, 25-18) victory. Mexico finished the preliminary round with a 2-1 record for second place in Pool A. Chile with 1-2 took third place.

Argentina defeated Cuba 3-0 (25-23, 25-16, 25-15) to clinch the second position in Pool A. Argentina, with a record of two wins and one loss, advanced to the quarterfinals as the second place team in Pool A.

In Tuesday's Quarterfinals, Mexico will face Puerto Rico and Chile plays Argentina. The winners advance to Wednesday's semifinals.

### **Brazil 3, Puerto Rico 0**

Brazil defeated Puerto Rico 3-0 (25-15, 25-22, 25-21), winning Group A undefeated and advancing to the semifinals. Brazil secured a direct spot in Wednesday's semifinals with a 3-0 record, while Puerto Rico finished the group stage at 1-2 and will compete in the quarterfinals on Tuesday. Puerto Rico gave Brazil a tough time on several occasions, especially in the second set, where they scored a seven-point rally coming from behind (15-23). Brazil outclassed Puerto Rico with a 39-29 advantage in attacking points, 10-9 in blocking points, and 3-2 in direct service points. Brazil committed 18 unforced errors, while Puerto Rico finished with 23. Opposite hitter Sabrina Machado led Brazil with 18 points, on 15 attacks, one block, and two aces. Outside hitter Maira Basso and middle blocker Lorena Viezel contributed 9 points each. Middle blocker Neira Ortiz and outside hitter Stephanie Rivera led Puerto Rico with 10 points each.

### **Argentina 3, Cuba 0**

Argentina defeated Cuba 3-0 (25-23, 25-16, 25-15) to clinch the second position in Pool A. Argentina, with a record of two wins and one loss, advanced to the quarterfinals as the second place team in Pool A, where they will face either Chile or Mexico. Cuba will compete in the matches for positions 5 to 8. Argentina and Cuba battled closely in the first set, but the South Americans celebrated a straight set victory with a 45-38 advantage in attacks, 9-5 in blocks, and 4-2 in service points. Argentina's Nicole Pérez led in scoring with 13 points (10 attacks, 3 blocks). Daniela Bulaich and Bianca Farriol contributed 11 points each. Ivy Vila was once again the top scorer for Cuba with 12 points (10 attacks, 2 service aces).

### **Dominican Republic 3, Colombia 0**

Dominican Republic advanced to the Santiago 2023 Pan American Games Women's Volleyball tournament semifinals after defeating Colombia 3-0 (25-14, 25-18, 25-20). Defending champions Dominican Republic won Pool B undefeated to advance to Wednesday's semifinals. Colombia finished fourth place and will play for positions five to eight. Colombia put up a better battle in the second and third sets, taking advantage of several Dominican unforced errors. Dominicans dominating serves (14-4) were too much to handle for Colombia, in addition to finishing with



advantages in kills 33-28 and in blocks 6-4. Dominican Republic capitalized 22 points on Colombian errors and gave away 16. Outside hitter Yonkaira Peña led Dominican Republic with 13 points on 9 kills and 4 service points. Opposite hitter Gaila González added 10 points on 6 kills and 4 aces. Colombian opposite Sofía Cuartas scored 12 points on 10 kills, one block and one ace.

### **Mexico 3, Chile 1**

Mexico upset Chile in front of the home crowd winning second place of Pool A with a 3-1 (24-26, 25-21, 25-15, 25-18) victory. Mexico finished the preliminary round with a 2-1 record for second place in Pool A. Chile with 1-2 took third place. In Tuesday's Quarterfinals, Mexico will face Puerto Rico and Chile plays Argentina. The winners advance to Wednesday's semifinals. Mexico recovered from losing the first set, snatching two set points (22-24) before the thrilling 26-24 win for Chile. Mexico held a 64 to 39 advantage in attacking points and with a 9-8 margin in blocks. Chile scored 6 points from serves against 5 and committed fewer unforced errors (20-28). Mexican outside hitter Grecia Castro scored a tournament-high of 27 points so far, on 25 kills, one block and one ace. Opposite Karen Rivera contributed 17 points on 16 kills and one block, followed by middle blocker Jocelyn Urias with 14 points including a match-high of four stuff blocks. Outside hitter Beatriz Novoa led Chile with 21 points on 17 kills, two blocks and two aces. Opposite Petra Schwartzman added 11 points on 8 kills and three blocks.

### **Boleto directo a las Semifinales para Brasil y República Dominicana, México sorprende a Chile**

SANTIAGO, Chile, 23 de octubre de 2023.- Brasil y la República Dominicana obtuvieron un boleto directo a las semifinales, mientras que México sorprendió a Chile frente a su afición en los Juegos Panamericanos de Santiago 2023 el lunes por la noche.

Brasil venció a Puerto Rico 3-0 (25-15, 25-22, 25-21), ganando el Grupo A de manera invicta. Las campeonas defensoras, la República Dominicana, derrotaron a Colombia 3-0 (25-14, 25-18, 25-20) y lideraron el Grupo B también con marca perfecta.

México sorprendió a Chile frente a su afición al ganar el segundo lugar en el Grupo A con una victoria de 3-1 (24-26, 25-21, 25-15, 25-18). México terminó la ronda preliminar con un récord de 2-1 para asegurar el segundo lugar en el Grupo A, mientras que Chile, con un récord de 1-2, ocupó el tercer lugar.

Argentina derrotó a Cuba 3-0 (25-23, 25-16, 25-15) para asegurar la segunda posición en el Grupo A. Argentina, con un récord de dos victorias y una derrota, avanzó a los cuartos de final como el equipo en segundo lugar del Grupo A.

En los cuartos de final del martes, México se enfrentará a Puerto Rico y Chile jugará contra Argentina. Los ganadores avanzarán a las semifinales del miércoles.

### **Brasil 3, Puerto Rico 0**

Brasil venció a Puerto Rico 3-0 (25-15, 25-22, 25-21) ganando el Grupo A invicto y avanzó a las semifinales. Brasil obtuvo el boleto directo a las semifinales del miércoles, con récord 3-0. Puerto Rico finalizó la ronda de grupos 1-2 y disputará la ronda de cuartos de final el martes. Puerto Rico incomodó a Brasil en varias ocasiones, especialmente en el segundo set anotando un rally de siete



puntos viniendo de atrás (15-23). Brasil superó a Puerto Rico con ventaja de 39-29 en puntos de ataque, 10-9 en puntos de bloqueo y 3-2 en puntos directos de saque. Brasil cometió 18 errores no forzados y Puerto Rico finalizó con 23. La opuesta Sabrina Machado lideró a Brasil con 18 puntos, a través de 15 ataques, un bloqueo y dos servicios. La jugadora de esquina Maira Basso y la central Lorena Viezel aportaron 9 puntos cada una. La central Neira Ortiz y la atacante de esquina Stephanie Rivera comandaron a Puerto Rico con 10 puntos cada una.

### **Argentina 3, Cuba 0**

Argentina venció a Cuba 3-0 (25-23, 25-16, 25-15) para cerrar segundo lugar del Grupo A. Argentina con récord de dos juegos ganados y uno perdido avanzó a la ronda de cuartos de final como segunda lugar del Grupo A, en donde se enfrentará a Chile o México. Cuba disputará los juegos por las posiciones 5 a 8. Argentina y Cuba batallaron muy de cerca en el primer set, pero las sudamericanas celebraron el triunfo en tres sets corrido con ventaja de 45-38 en ataques, 9-5 en bloqueo y 4-2 en puntos de servicio. La argentina Nicole Pérez fue la líder en anotaciones con 13 puntos (10 ataques, 3 bloqueos). Daniela Bulaich y Bianca Farriol aportaron 11 puntos cada una. Ivy Vila fue nuevamente la máxima anotadora de Cuba, con 12 puntos (10 ataques, 2 servicios).

### **República Dominicana 3, Colombia 0**

La República Dominicana avanzó a las Semifinales del torneo de Voleibol Femenino de los Juegos Panamericanos Santiago 2023 luego de vencer a Colombia 3-0 (25-14, 25-18, 25-20). Las campeonas defensoras República Dominicana ganaron el Grupo B de forma invicta, para avanzar a las semifinales que se disputarán el miércoles. Colombia quedó cuarto del grupo y jugará por las posiciones cinco a ocho. Colombia le dio una mejor batalla en el segundo y tercer set, aprovechando varios errores no forzados por parte de las dominicanas. El dominio en el servicio de las dominicanas (14-4) fue demasiado para Colombia, además finalizaron con ventajas de 33-28 en ataques y 6-4 en bloqueos. República Dominicana capitalizó 22 puntos por errores de Colombia y otorgó 16. La jugadora de esquina Yonkaira Peña encabezó a la República Dominicana con 13 puntos de 9 ataques y 4 puntos de saque. La opuesta Gaila González agregó 10 puntos de 6 ataques y 4 puntos de saque. La opuesta colombiana Sofía Cuartas anotó 12 puntos de 10 ataques, un bloqueo y un saque directo.

### **México 3, Chile 1**

México sorprendió a Chile frente a su afición al ganar el segundo lugar del Grupo A con una victoria de 3-1 (24-26, 25-21, 25-15, 25-18) la noche del lunes. México terminó la ronda preliminar con un récord de 2-1, asegurando el segundo lugar del Grupo A. Chile, con un récord de 1-2, quedó en tercer lugar. En los cuartos de final del martes, México se enfrentará a Puerto Rico, mientras que Chile jugará contra Argentina. Los ganadores avanzarán a las semifinales del miércoles. México se recuperó después de perder el primer set, arrebatando dos puntos de set (22-24) antes de la emocionante victoria 26-24 de Chile. México tuvo una ventaja de 64 a 39 en puntos de ataque y un margen de 9-8 en bloqueos. Chile anotó 6 puntos de saques directos contra 5 y cometió menos errores no forzados (20-28). La atacante de esquina mexicana Grecia Castro anotó la mayor cantidad de puntos hasta el momento del torneo, con 27 puntos, incluyendo 25 ataques, un bloqueo y un saque directo. La opuesta Karen Rivera contribuyó con 17 puntos, incluyendo 16 ataques y un bloqueo, seguida de la central Jocelyn Urías con 14 puntos, incluyendo el máximo de cuatro bloqueos. La jugadora de esquina Beatriz Novoa lideró a Chile con 21 puntos, incluyendo 17 ataques, dos bloqueos y dos saques directos. La opuesta Petra Schwartzman añadió 11 puntos, con 8 ataques y tres bloqueos.



# VOLLEYBALL

## Women's



ARG



BRA



CHI



COL

# Santiago



Juegos  
PanAm | ParapanAm



CUB



DOM



MEX



PUR

## Bulletin No 5

Tuesday, October 24<sup>th</sup>, 2023.





**Calendario y Formato de Competencia RAMA FEMENINA / Competition Format and Match Schedule WOMEN COMP**

GROUP-A													
No.	Date	Time	Teams		LIV E	Set	1	2	3	4	5	Total	Time
1	21-Oct	10:30	BRA	vs	CUB	3-0	25-14	25-16	25-14			75-44	1:16
2	21-Oct	13:30	PUR	vs	ARG	1-3	17-25	18-25	25-17	19-25		79-92	1:52
5	22-Oct	10:30	PUR	vs	CUB	0-3	25-20	25-16	25-18			75-54	1:28
6	22-Oct	13:30	BRA	vs	ARG	3-0	25-13	25-20	25-18			75-51	1:19
9	23-Oct	10:30	BRA	vs	PUR	3-0	25-15	25-22	25-21			75-58	1:25
10	23-Oct	13:30	ARG	vs	CUB	3-0	25-23	25-16	25-15			75-54	1:18
GROUP-B													
No.	Date	Time	Teams		LIV E	Set	1	2	3	4	5	Total	Time
3	21-Oct	17:30	COL	vs	MEX	0-3	22-25	13-25	14-25			49-75	1:31
4	21-Oct	20:30	CHI	vs	DOM	0-3	18-25	17-25	11-25			46-75	1:25
7	22-Oct	17:30	DOM	vs	MEX	0-3	25-15	25-17	25-19			75-51	1:14
8	22-Oct	20:30	CHI	vs	COL	3-0	29-27	25-23	25-7			79-57	1:32
11	23-Oct	17:30	DOM	vs	COL	3-0	25-14	25-18	25-20			75-52	1:13
12	23-Oct	20:30	CHI	vs	MEX	1-3	26-24	21-25	15-25	18-25		80-99	2:07
QUATERFINALS													
No.	Date	Time	Teams		LIV E	Set	1	2	3	4	5	Total	Time
13	24-Oct	10:30	(MEX) 2ND B	vs	3RD A (PUR)	3-0	25-17	25-17	25-14			75-48	1:18
14	24-Oct	13:30	(ARG) 2ND A	vs	3RD B (CHI)	3-2	25-19	25-9	21-25	23-25	15-7	109-85	2:13
CLASSIFICATION 5/8													
No.	Date	Time	Teams		LIV E	Set	1	2	3	4	5	Total	Time
15	25-Oct	10:30	(COL) 4TH B	vs	LOOSER OF M13 (PUR)	0-0							
16	25-Oct	13:30	(CUB) 4TH A	vs	LOOSER OF M14 OR (CHI)								
SEMIFINALS													
No.	Date	Time	Teams		LIV E	Set	1	2	3	4	5	Total	Time
17	25-Oct	17:30	(DOM) 1st. B	vs	WINNER OF M14 (ARG)	0-0							
18	25-Oct	20:30	(BRA) 1st. A	vs	WINNER OF M13 (MEX)	0-0							
FINAL CLASSIFICATION 7/8													
No.	Date	Time	Teams		LIV E	Set	1	2	3	4	5	Total	Time
19	26-Oct	10:00	LOOSER OF M15	vs	LOOSER OF M16	0-0							
FINAL CLASSIFICATION 5/6													
No.	Date	Time	Teams		LIV E	Set	1	2	3	4	5	Total	Time
20	26-Oct	13:00	WINNER OF M15	vs	WINNER OF M16	0-0							
FINALS													
No.	Date	Time	Teams		LIV E	Set	1	2	3	4	5	Total	Time
21	26-Oct	17:00	LOSER OF M17	vs	LOSER OF M18	0-0							
22	26-Oct	20:00	WINNER OF M17	vs	WINNER OF M18	0-0							



# Santiago 2023

Juegos PanAm | ParapanAm  
Santiago de Chile • October 21-26



## Union Panamericana Voleibol

Día / Day	Hora / Time	Competition Venue - FOP	Hora / Time	Training Court 1 - Centro Elige vivir Sano Lo Espejo	Training Court 2 - Centro Elige vivir Sano San Ramón	
18-oct-23	8:00		8:00	CUBA	BRAZIL	
	9:30		9:30	CHILE	PUERTO RICO	
	11:00		11:00	DOMINICANA	ARGENTINA	
	12:30		12:30	COLOMBIA	MEXICO	
19-oct-23	8:00	MEXICO				
	9:30	CUBA				
	11:00	PUERTO RICO				
	12:30	DOMINICANA				
	14:00	ARGENTINA				
	15:30	COLOMBIA				
	17:00	BRASIL				
	18:30	CHILE				
	20:00	PRACTICAL CLINIC				
						<small>Preliminary Inquiry</small>
					Time Country	
					9:00 CHI	
					9:45 DOM	
					10:30 COL	
					11:15 ARG	
					12:00 MEX	
					12:45 CUB	
					13:30 PUR	
					14:15 BRA	
20-oct-23	8:00			ARGENTINA	COLOMBIA	
	9:30			MEXICO	PUERTO RICO	
	11:00			CUBA	BRASIL	
	12:30			CHILE	DOMINICANA	
21-oct-23	9:00		9:00	COLOMBIA	MEXICO	
	10:30		10:30	CHILE	DOMINICANA	
	10:30	BRA Vs CUBA				
	13:30	PUR Vs ARG				
	17:30	COL Vs MEX				
	19:00		19:00	BRASIL	CUBA	
	20:30		20:30	PUERTO RICO	ARGENTINA	
20:30	CHI Vs DOM					
22-oct-23	9:00		9:00	DOMINICANA	MEXICO	
	10:30		10:30	CHILE	COLOMBIA	
	10:30	PUR Vs CUB				
	13:30	BRA Vs ARG				
	17:30	DOM Vs MEX				
	19:00		19:00	PUERTO RICO	CUBA	
	20:30		20:30	BRASIL	ARGENTINA	
20:30	CHI Vs COL					
23-oct-23	9:00		9:00	DOMINICANA	COLOMBIA	
	10:30		10:30	CHILE	MEXICO	
	10:30	BRA Vs PUR				
	13:30	ARG Vs CUB				
	17:30	DOM Vs COL				
	19:00		19:00	BRASIL	PUERTO RICO	
20:30		20:30	ARGENTINA	CUBA		
20:30	CHI Vs MEX					
24-oct-23	9:00		9:00	(CUB) 4to.-GRUPO-A	4to.-GRUPO-B (COL)	
	10:30		10:30	(BRA) 1er.-GRUPO-A	1er.-GRUPO-B (DOM)	
	10:30	MEX Vs PUR				
	13:30	ARG Vs CHI				
	19:00		19:00	(MEX) 2do. GRUPO-B	3er. GRUPO-A (PUR)	
20:30		20:30	(ARG) 2do. GRUPO-A	3er. GRUPO-B (CHI)		
25-oct-23	9:00		9:00	(DOM) 1er.-GRUPO-B	GP 14 (ARG)	
	10:30		10:30	(BRA) 1er.-GRUPO-A	GP 13 (MEX)	
	10:30	COL Vs P-JUEGO 13 (PUR)				
	13:30	CUB Vs P-JUEGO 14 (CHI)				
	17:30	DOM Vs G-JUEGO 14 (ARG)				
	19:00		19:00	(COL) 4to.-GRUPO-B	PP 13 (PUR)	
20:30		20:30	(CUB) 4to.-GRUPO-A	PP 14 (CHI)		
20:30	BRA Vs G-JUEGO 13 (MEX)					
26-oct-23	9:00		9:00	PP 17	PP 18	
	10:00	P- JUEGO 15 Vs P-JUEGO 16				
	10:30		10:30	GP 17	GP 18	
	13:00	G-JUEGO 15 Vs G-JUEGO 16				
	17:00	P-JUEGO 17 Vs P-JUEGO 18				
20:00	G-JUEGO 17 Vs G-JUEGO 18					











**MATCHES RESULTS**
**Pool A**

No	Date	Teams	Set	Result per set (points)					Total Points	Duration	Spectators
				1	2	3	4	5			
1	21-Oct-2023	BRA - CUB	3-0	25-14	25-16	25-14			75-44	1:17	8000
2	21-Oct-2023	PUR - ARG	1-3	17-25	18-25	25-17	19-25		79-92	1:52	8000
5	22-Oct-2023	PUR - CUB	3-0	25-20	25-16	25-18			75-54	1:33	8000
6	22-Oct-2023	BRA - ARG	3-0	25-13	25-20	25-18			75-51	1:19	9000
9	23-Oct-2023	BRA - PUR	3-0	25-15	25-22	25-21			75-58	1:25	5260
10	23-Oct-2023	ARG - CUB	3-0	25-23	25-16	25-15			75-54	1:18	1200

**Pool B**

No	Date	Teams	Set	Result per set (points)					Total Points	Duration	Spectators
				1	2	3	4	5			
3	21-Oct-2023	COL - MEX	0-3	22-25	13-25	14-25			49-75	1:31	8000
4	21-Oct-2023	CHI - DOM	0-3	18-25	17-25	11-25			46-75	1:24	8000
7	22-Oct-2023	DOM - MEX	3-0	25-15	25-17	25-19			75-51	1:14	12000
8	22-Oct-2023	CHI - COL	3-0	29-27	25-23	25-7			79-57	1:32	12000
11	23-Oct-2023	DOM - COL	3-0	25-14	25-18	25-20			75-52	1:13	8000
12	23-Oct-2023	CHI - MEX	1-3	26-24	21-25	15-25	18-25		80-99	2:07	9000

**Quarterfinals**

No	Date	Teams	Set	Result per set (points)					Total Points	Duration	Spectators
				1	2	3	4	5			
13	24-Oct-2023	MEX - PUR	3-0	25-17	25-17	25-14			75-48	1:19	3412
14	24-Oct-2023	ARG - CHI	3-2	25-19	25-9	21-25	23-25	15-7	109-85	2:13	6000

**Classification 5-8**

No	Date	Teams	Set	Result per set (points)					Total Points	Duration	Spectators
				1	2	3	4	5			
15	25-Oct-2023	COL - PUR							-		
16	25-Oct-2023	CUB - CHI							-		

**Semifinals**

No	Date	Teams	Set	Result per set (points)					Total Points	Duration	Spectators
				1	2	3	4	5			
17	25-Oct-2023	DOM - ARG							-		
18	25-Oct-2023	BRA - MEX							-		

**TEAM RANKING**




## Pool A

Rk	Code	Team	Matches				Pts	Results details						Sets			Points		
			W	L	T			3-0	3-1	3-2	2-3	1-3	0-3	W	L	Ratio	W	L	Ratio
1	BRA	Brazil	3	0	3	15	3	0	0	0	0	0	9	0	MAX	225	153	1.470	
2	ARG	Argentina	2	1	3	9	1	1	0	0	0	1	6	4	1.500	218	208	1.048	
3	PUR	Puerto Rico	1	2	3	6	1	0	0	0	1	1	4	6	0.666	212	221	0.959	
4	CUB	Cuba	0	3	3	0	0	0	0	0	0	3	0	9	0.000	152	225	0.675	

## Pool B

Rk	Code	Team	Matches				Pts	Results details						Sets			Points		
			W	L	T			3-0	3-1	3-2	2-3	1-3	0-3	W	L	Ratio	W	L	Ratio
1	DOM	Dominican Republic	3	0	3	15	3	0	0	0	0	0	9	0	MAX	225	149	1.510	
2	MEX	Mexico	2	1	3	9	1	1	0	0	0	1	6	4	1.500	225	204	1.102	
3	CHI	Chile	1	2	3	6	1	0	0	0	1	1	4	6	0.666	205	231	0.887	
4	COL	Colombia	0	3	3	0	0	0	0	0	0	3	0	9	0.000	158	229	0.689	



**Match:** 13    **Date:** 24/10/2023    **Spectators:** 3,412  
**City:** Santiago de Chile  
**Hall:** Arena Parque O'Higgins  
**Match duration:** **Start:** 10:30    **End:** 11:49    **Total:** 1:19

Teams	Sets	1	2	3	4	5	Total
MEX	3	25	25	25			75
PUR	0	17	17	14			48
<b>Duration:</b>		0:23	0:25	0:25			1:13

**Referees:** 1st: Misael Galindo Reytez (COL) 2nd: Cinthya Hernandez Rojas (CRC)  
 Challenge: Paulo Turci (BRA)

MEX - Mexico														
No	Name	Pos.	Line-up					Points by set					T.	
			1	2	3	4	5	1	2	3	4	5		
1	Martinez	S	6	6	6						1			1
4	Rodriguez	OP	1	1	1			1	1	1				3
6	Castro	OH	1	1	1			9	7	6				22
9	Vela	S												
10	Siller	OH			33									
11	Urias (C)	MB	5	5	5			2	3	2				7
12	Landeros (L)	L	L	L	L									
15	Rivera	OP	3	3	3			5	6	4				15
16	Muñoz	OH	11	11										
20	Topete	OH	4	4	4			6	3	4				13
30	Marquez	MB									11			
33	F. Gamez	MB	2	2	2					1	3			4

**Coach:** Nicola Negro  
**Assistant:** Leon Lopez Luis

PUR - Puerto Rico														
No	Name	Pos.	Line-up					Points by set					T.	
			1	2	3	4	5	1	2	3	4	5		
1	Fuentes	S			6						1			1
2	Venegas (C) (L)	L	L	L	L									
5	Rivera	S	1	2	3						1			1
6	Walker	OH	2	5	1				1	2	1			4
8	Rojas	MB												
10	Ortiz	OH	5	6	4				6	6	2			14
12	Ortiz	MB	3	4	5				2	2	3			7
13	Soto	OP		5	6						1	1		2
15	Guibert	MB	6	1	2				2	1				3
16	Rivera	OH	4	3					1	3				4
17	Castillo	MB												
20	Cerame	OH	15	12	12									

**Coach:** Juan Carlos Rodriguez Morales  
**Assistant:** Galarza Eduardo

**TEAMS AND PLAYERS PERFORMANCES**

Won Points	Total Atts	No Name	Scoring Skills	Won Points	Total Atts	No Name
57	112	<b>Total Team</b>		23	94	<b>Total Team</b>
21	32	6 Castro	<b>Attack</b>	12	30	10 Ortiz
14	28	15 Rivera		5	16	12 Ortiz
9	25	20 Topete		3	16	16 Rivera
4	34	<b>Total Team</b>	<b>Block</b>	9	44	<b>Total Team</b>
2	4	20 Topete		3	8	15 Guibert
1	3	1 Martinez		2	5	6 Walker
1	12	11 Urias	2	16	12 Ortiz	
4	73	<b>Total Team</b>	<b>Serve</b>	4	50	<b>Total Team</b>
2	20	20 Topete		1	4	1 Fuentes
1	15	6 Castro		1	9	5 Rivera
1	13	15 Rivera	1	8	10 Ortiz	
10		<b>Total Team</b>	<b>Opp. error</b>	12		<b>Total Team</b>
75	219	<b>Total Team</b>	<b>Total</b>	48	188	<b>Total Team</b>
22	49	6 Castro	<b>Best scorers</b>	14	41	10 Ortiz
15	43	15 Rivera		7	38	12 Ortiz
13	49	20 Topete		4	30	6 Walker

■ Starting line-up with position    Atts = Attempts    (C) = Captain    MB = Middle blocker    S = Setter  
 □ Substitute with shirt number    Opp. = Opponent    (L) / L = Libero    OP = Opposite    OH = Outside Hitter



**Match:** 14    **Date:** 24/10/2023    **Spectators:** 6,000  
**City:** Santiago de Chile  
**Hall:** Arena Parque O'Higgins  
**Match duration:** **Start:** 13:30    **End:** 15:43    **Total:** 2:13

Teams	Sets	1	2	3	4	5	Total
<b>ARG</b>	<b>3</b>	25	25	21	23	15	109
<b>CHI</b>	<b>2</b>	19	9	25	25	7	85
<b>Duration:</b>		0:28	0:17	0:28	0:30	0:18	2:01

**Referees:** 1st: Daniel Gonzalez (MEX) 2nd: Lourdes Perez Perez (CUB)  
 Challenge: Ronald Stahl Jr. (USA)

ARG - Argentina																	
No	Name	Pos.	Line-up					Points by set					T.				
			1	2	3	4	5	1	2	3	4	5					
1	Vera	S				11	8										
5	Salinas	OH	4	4	4	4	10					2	5	3	4	14	
8	Cosulich	S	6	6	6	6	6					1				1	
10	Bulaich (C)	OH	1	1	1	4	4					5	4	3	3	6	21
11	Corbalan	OP	3	3	3	3	3					7	4	3	1	2	17
12	Rizzo (L)	L	L	L	L	L	L										
13	Farriol	MB	2	2	2	2	2					3	2	1	2	2	10
18	Lopez	OH			8	11									2		2
20	Pelozo	OH	10														
22	Perez	OH		10	5	1	1						2	3	1	1	7
23	Studer	MB															
24	Garcia	MB	5	5	5	5	5					4	5	2	4	2	17

**Coach:** Daniel Jorge Castellani

**Assistant:** Morando Facundo

CHI - Chile																	
No	Name	Pos.	Line-up					Points by set					T.				
			1	2	3	4	5	1	2	3	4	5					
2	Giglio	OH			7		7										
4	Novoa (C)	OH	2	6	2	1	4					3	2	8	5	3	21
5	Salinas	S	1	5													
6	Morales	MB	6	4	6	5	5					3	1	3	2		9
7	Aylwin	OH	5	3	5	4	1					4		1	3	1	9
8	Badilla	OH	6	4	9	9	9										
9	Sandroek	MB			3	2	2								1	1	2
10	Mendoza	MB	3	1								1	1				2
12	Vallebuona	S	15	15	1	6	6							2	1		3
13	Vallejos	OP	5	5													
15	Schwartzman	OP	4	2	4	3	3					4	1	5	5	1	16
44	Ruz (L)	L	L	L	L	L	L										

**Coach:** Eduardo Rubén Guillaume

**Assistant:** Montero Sepúlveda Mauricio Andrés

**TEAMS AND PLAYERS PERFORMANCES**

Won Points	Total Atts	No Name
<b>75</b>	<b>157</b>	<b>Total Team</b>
18	38	10 Bulaich
16	37	11 Corbalan
12	26	5 Salinas
<b>6</b>	<b>62</b>	<b>Total Team</b>
4	20	24 Garcia
1	7	10 Bulaich
1	10	11 Corbalan
<b>8</b>	<b>108</b>	<b>Total Team</b>
2	16	5 Salinas
2	11	10 Bulaich
2	24	13 Farriol
<b>20</b>		<b>Total Team</b>
<b>109</b>	<b>327</b>	<b>Total Team</b>

Scoring Skills
<b>Attack</b>
<b>Block</b>
<b>Serve</b>
<b>Opp. error</b>
<b>Total</b>

Won Points	Total Atts	No Name
<b>56</b>	<b>150</b>	<b>Total Team</b>
21	49	4 Novoa
15	34	15 Schwartzman
9	31	7 Aylwin
<b>5</b>	<b>42</b>	<b>Total Team</b>
2	8	9 Sandroek
1	17	6 Morales
1	6	12 Vallebuona
<b>1</b>	<b>86</b>	<b>Total Team</b>
1	11	12 Vallebuona
0	1	2 Giglio
0	11	4 Novoa
<b>23</b>		<b>Total Team</b>
<b>85</b>	<b>278</b>	<b>Total Team</b>

21	56	10 Bulaich
17	63	11 Corbalan
17	47	24 Garcia

Best scorers		
21	61	4 Novoa
16	53	15 Schwartzman
9	51	6 Morales

■ Starting line-up with position    Atts = Attempts    (C) = Captain    MB = Middle blocker    S = Setter  
 □ Substitute with shirt number    Opp. = Opponent    (L) / L = Libero    OP = Opposite    OH = Outside Hitter





## Best Scorers

Rk	No	Name	Pos.	Team	Attack	Block	Serve	Total
1	4	Novoa Beatriz	OH	CHI	66	7	3	76
2	6	Castro López Grecia Esther	OH	MEX	62	1	3	66
3	15	Rivera Herrera Karen Paola	OP	MEX	50	2	2	54
4	11	Corbalan Maria De La Paz	OP	ARG	44	4	0	48
5	9	Machado Sabrina	OP	BRA	40	3	4	47
6	15	Schwartzman Hechenleitner Petra	OP	CHI	40	4	2	46
7	10	Bulaich Simian Daniela	OH	ARG	41	2	2	45
	16	Peña Isabel Yonkaira Paola	OH	DOM	35	6	4	45
9	12	Ortiz Neira	MB	PUR	26	16	1	43
10	20	Topete Pardo Aime Margarita	OH	MEX	35	5	2	42
11	16	Rivera Stephanie	OH	PUR	34	3	2	39
12	11	Urias Jocelyn	MB	MEX	24	9	2	35
13	13	Farriol Bianca	MB	ARG	27	4	3	34
	24	Garcia Avril	MB	ARG	18	14	2	34
	10	Ortiz Ivania	OH	PUR	32	1	1	34
16	22	Perez Dalma Nicole	OH	ARG	28	5	0	33
17	7	Aylwin Debarca Dominga	OH	CHI	29	0	3	32
18	3	Basso Maiara	OH	BRA	26	1	2	29
	4	Viezel Lorena Giovana	MB	BRA	21	7	1	29
	23	Gonzalez Lopez Gaila Ceneida	OP	DOM	21	2	6	29
21	25	Vila Wittingham Ivy May	OH	CUB	24	0	3	27
22	12	Cuartas Piñeres Sofia	OP	COL	21	1	4	26
	20	Martinez Brayelin Elizabeth	OH	DOM	20	5	1	26
24	5	Salinas Candela Sol	OH	ARG	19	3	2	24
	9	Ospino Montero Maira Alejandra	MB	COL	20	3	1	24
26	15	Wenk Hoengen Helena	OH	BRA	17	4	1	22
	6	Morales Villalobos Karen Belen	MB	CHI	18	3	1	22
	6	De La Peña Gonzalez Yalain Regla	OH	CUB	18	3	1	22
	33	Flores Gamez Karina Angelica	MB	MEX	15	2	5	22
30	12	Besen Larissa	MB	BRA	12	8	1	21
	13	Soto Gonzalez Camila	OP	PUR	18	1	2	21
32	30	Laguado Raigosa Juliana	OH	COL	16	1	1	18
33	18	Agudelo Marin Paulina	MB	COL	11	3	3	17
	1	Arias Perez Candida Estefany	MB	DOM	8	4	5	17
	15	Guibert Rivera Alana Antonela	MB	PUR	10	7	0	17
36	21	Martinez Jineiry	MB	DOM	12	4	0	16
37	5	Martinez Hernandez Dayana	MB	CUB	12	3	0	15
38	19	Suarez Hernandez Laura Beatriz	MB	CUB	8	6	0	14
39	6	Skerrett Walker Destiny Angelie	OH	PUR	11	2	0	13
40	18	Lopez Daiana	OH	ARG	12	0	0	12
	16	Castillo Leyva Thainalien	OH	CUB	11	1	0	12
42	10	Gomez Chacon Alejandra	OP	CUB	9	2	0	11
	3	Eve Mejia Lisvel Elisa	MB	DOM	10	0	1	11
44	1	Rios Naiane De Almeida	S	BRA	3	4	1	8
	2	Giglio Bataller Florencia	OH	CHI	7	1	0	8
	5	Rivera Wilmarie	S	PUR	4	2	2	8
47	10	Mendoza Fuster Camila	MB	CHI	3	1	3	7
	1	Grafort Maren Lisania	OP	CUB	7	0	0	7
49	18	De La Cruz De Peña Bethania	OH	DOM	2	1	3	6
	1	Martinez Villareal Ivone	S	MEX	1	4	1	6
<b>Total tournament</b>					1,095	186	104	1,385





## Best Attackers

Limit: 15.00%

Rk	No	Name	Pos.	Team	Attacks	Faults	Shots	Total Attempts	Succ. %
1	9	Machado Sabrina	OP	BRA	40	4	25	69	57.97
2	16	Peña Isabel Yonkaira Paola	OH	DOM	35	5	29	69	50.72
3	20	Martinez Brayelin Elizabeth	OH	DOM	20	2	19	41	48.78
4	6	Castro López Grecia Esther	OH	MEX	62	15	59	136	45.59
5	3	Basso Maiara	OH	BRA	26	13	23	62	41.94
6	15	Rivera Herrera Karen Paola	OP	MEX	50	13	63	126	39.68
7	23	Gonzalez Lopez Gaila Ceneida	OP	DOM	21	5	27	53	39.62
8	10	Bulaich Simian Daniela	OH	ARG	41	15	49	105	39.05
9	25	Vila Wittingham Ivy May	OH	CUB	24	7	32	63	38.10
10	4	Novoa Beatriz	OH	CHI	66	19	91	176	37.50
<b>Total tournament</b>					1,095	444	1,492	3,031	36.13



## Best Blockers

Rk	No	Name	Pos.	Team	Kill Blocks	Faults	Rebounds	Total Attempts	Avg. by set
1	12	Ortiz Neira	MB	PUR	16	16	31	63	1.23
2	24	Garcia Avril	MB	ARG	14	16	18	48	0.93
3	12	Besen Larissa	MB	BRA	8	6	15	29	0.89
4	4	Viezel Lorena Giovana	MB	BRA	7	9	6	22	0.78
5	11	Urias Jocelyn	MB	MEX	9	11	22	42	0.69
6	19	Suarez Hernandez Laura Beatriz	MB	CUB	6	6	8	20	0.67
	16	Peña Isabel Yonkaira Paola	OH	DOM	6	6	1	13	0.67
8	20	Martinez Brayelin Elizabeth	OH	DOM	5	2	1	8	0.56
9	15	Guibert Rivera Alana Antonela	MB	PUR	7	6	16	29	0.54
10	4	Novoa Beatriz	OH	CHI	7	4	3	14	0.47
<b>Total tournament</b>					186	368	433	987	2.02



## Best Servers

Rk	No	Name	Pos.	Team	Aces	Faults	Serve Hits	Total Attempts	Avg. by set
1	23	Gonzalez Lopez Gaila Ceneida	OP	DOM	6	7	25	38	0.67
2	1	Arias Perez Candida Estefany	MB	DOM	5	6	17	28	0.56
3	9	Machado Sabrina	OP	BRA	4	6	26	36	0.44
	12	Cuartas Piñeres Sofia	OP	COL	4	1	13	18	0.44
	16	Peña Isabel Yonkaira Paola	OH	DOM	4	6	32	42	0.44
6	33	Flores Gamez Karina Angelica	MB	MEX	5	15	30	50	0.38
7	18	Agudelo Marin Paulina	MB	COL	3	3	20	26	0.33
	25	Vila Wittingham Ivy May	OH	CUB	3	4	30	37	0.33
	18	De La Cruz De Peña Bethania	OH	DOM	3	1	4	8	0.33
10	6	Castro López Grecia Esther	OH	MEX	3	4	38	45	0.23
<b>Total tournament</b>					104	238	1,594	1,936	1.13





## Best Diggers

Rk	No	Name	Pos.	Team	Digs	Faults	Receptions	Total Attempts	Avg. by set
1	44	Ruz Carla	L	CHI	102	21	13	136	6.80
2	5	Castillo Brenda	L	DOM	58	7	2	67	6.44
3	13	Gomez Camila	L	COL	55	10	5	70	6.11
4	12	Rizzo Tatiana Soledad	L	ARG	91	12	7	110	6.07
5	26	Ruiz Pis Yamilena	L	CUB	51	17	3	71	5.67
6	2	Venegas Shara	L	PUR	71	13	9	93	5.46
7	22	Vasques Lais	L	BRA	47	13	3	63	5.22
8	20	Topete Pardo Aime Margarita	OH	MEX	47	10	2	59	3.62
9	15	Rivera Herrera Karen Paola	OP	MEX	41	5	3	49	3.15
10	5	Rivera Wilmarie	S	PUR	39	7	5	51	3.00
<b>Total tournament</b>					1,523	407	173	2,103	16.55



## Best Setters

Rk	No	Name	Pos.	Team	Running Sets	Faults	Still Sets	Total Attempts	Avg. by set
1	1	Rios Naiane De Almeida	S	BRA	57	1	162	220	6.33
2	1	Martinez Villareal Ivone	S	MEX	71	2	265	338	5.46
3	7	Marte Frica Niverka Dharlenis	S	DOM	28	0	167	195	3.11
4	5	Rivera Wilmarie	S	PUR	35	0	318	353	2.69
5	8	Cosulich Martínez María Luz	S	ARG	32	2	229	263	2.13
6	1	Vera Tatiana	S	ARG	22	0	121	143	1.47
7	5	Salinas Limaco Paula	S	CHI	12	1	241	254	0.80
8	22	Hernandez Rojas Lisbeysis Ines	S	CUB	7	7	183	197	0.78
9	14	Velasquez Angie	S	COL	5	1	197	203	0.56
10	15	Rivera Herrera Karen Paola	OP	MEX	6	1	40	47	0.46
<b>Total tournament</b>					279	30	2,670	2,979	3.03



## Best Receivers

Limit: 20.00%

Rk	No	Name	Pos.	Team	Excellents	Faults	Serve Receptions	Total Attempts	Eff. %
1	20	Topete Pardo Aime Margarita	OH	MEX	44	2	35	81	51.85
2	12	Rizzo Tatiana Soledad	L	ARG	39	2	33	74	50.00
	22	Vasques Lais	L	BRA	23	1	20	44	50.00
4	2	Venegas Shara	L	PUR	32	0	33	65	49.23
5	16	Castillo Leyva Thainalien	OH	CUB	27	3	20	50	48.00
6	3	Basso Maiara	OH	BRA	26	4	16	46	47.83
7	6	Castro López Grecia Esther	OH	MEX	42	6	32	80	45.00
8	15	Wenk Hoengen Helena	OH	BRA	14	0	18	32	43.75
9	16	Rivera Stephanie	OH	PUR	29	2	32	63	42.86
10	16	Peña Isabel Yonkaira Paola	OH	DOM	25	1	32	58	41.38
<b>Total tournament</b>					707	104	888	1,699	35.49



## Best Liberos

Rk	No	Name	Pos.	Team	Excellents	Faults	In Play	Total Attempts	Avg. by set
1	26	Ruiz Pis Yamilena	L	CUB	84	22	41	147	9.33
2	12	Rizzo Tatiana Soledad	L	ARG	130	14	40	184	8.67
3	13	Gomez Camila	L	COL	77	17	42	136	8.56
4	44	Ruz Carla	L	CHI	123	23	43	189	8.20
5	5	Castillo Brenda	L	DOM	73	7	6	86	8.11
6	2	Venegas Shara	L	PUR	103	13	42	158	7.92
7	22	Vasques Lais	L	BRA	70	14	23	107	7.78
8	12	Landeros Palacios Joseline	L	MEX	52	10	7	69	4.00
9	16	Muñoz Delgadillo Angela Paulet	OH	MEX	43	9	13	65	3.31
<b>Total tournament</b>					755	129	257	1,141	8.21





## Best Scorers

Rk	Team	Attack	Block	Serve	Total
1	ARG Argentina	193	33	14	240
2	MEX Mexico	191	23	15	229
3	CHI Chile	167	21	16	204
4	PUR Puerto Rico	137	33	11	181
5	BRA Brazil	122	28	11	161
6	DOM Dominican Republic	113	23	21	157
7	CUB Cuba	91	17	5	113
8	COL Colombia	81	8	11	100
<b>Total tournament</b>		<b>1,095</b>	<b>186</b>	<b>104</b>	<b>1,385</b>



## Best Attackers

Limit: 15.00%

Rk	Team	Attacks	Faults	Shots	Total Attempts	Succ. %
1	BRA Brazil	122	41	98	261	46.74
2	DOM Dominican Republic	113	28	112	253	44.66
3	MEX Mexico	191	57	223	471	40.55
4	ARG Argentina	193	61	240	494	39.07
5	CHI Chile	167	68	269	504	33.13
6	CUB Cuba	91	49	151	291	31.27
7	PUR Puerto Rico	137	81	249	467	29.34
8	COL Colombia	81	59	150	290	27.93
<b>Total tournament</b>		<b>1,095</b>	<b>444</b>	<b>1,492</b>	<b>3,031</b>	<b>36.13</b>



## Best Blockers

Rk	Team	Kill Blocks	Faults	Rebounds	Total Attempts	Avg. by set
1	BRA Brazil	28	30	36	94	3.11
2	DOM Dominican Republic	23	35	37	95	2.56
3	PUR Puerto Rico	33	53	76	162	2.54
4	ARG Argentina	33	69	70	172	2.20
5	CUB Cuba	17	28	25	70	1.89
6	MEX Mexico	23	54	77	154	1.77
7	CHI Chile	21	58	58	137	1.40
8	COL Colombia	8	41	54	103	0.89
<b>Total tournament</b>		<b>186</b>	<b>368</b>	<b>433</b>	<b>987</b>	<b>2.02</b>



## Best Servers

Rk	Team	Aces	Faults	Serve Hits	Total Attempts	Avg. by set
1	DOM Dominican Republic	21	30	170	221	2.33
2	BRA Brazil	11	22	188	221	1.22
	COL Colombia	11	18	134	163	1.22
4	MEX Mexico	15	46	235	296	1.15
5	CHI Chile	16	33	242	291	1.07
6	ARG Argentina	14	41	269	324	0.93
7	PUR Puerto Rico	11	30	222	263	0.85
8	CUB Cuba	5	18	134	157	0.56
<b>Total tournament</b>		104	238	1,594	1,936	1.13



## Best Diggers

Rk	Team	Digs	Faults	Receptions	Total Attempts	Avg. by set
1	MEX Mexico	248	44	12	304	19.08
2	ARG Argentina	259	62	21	342	17.27
3	PUR Puerto Rico	220	66	35	321	16.92
4	CHI Chile	251	88	47	386	16.73
5	BRA Brazil	144	34	15	193	16.00
6	DOM Dominican Republic	141	32	11	184	15.67
7	COL Colombia	135	35	21	191	15.00
8	CUB Cuba	125	46	11	182	13.89
<b>Total tournament</b>		1,523	407	173	2,103	16.55



## Best Setters

Rk	Team	Running Sets	Faults	Still Sets	Total Attempts	Avg. by set
1	BRA Brazil	58	1	195	254	6.44
2	MEX Mexico	77	3	373	453	5.92
3	ARG Argentina	54	4	423	481	3.60
4	DOM Dominican Republic	28	0	217	245	3.11
5	PUR Puerto Rico	35	2	423	460	2.69
6	CHI Chile	14	5	487	506	0.93
7	CUB Cuba	8	13	278	299	0.89
8	COL Colombia	5	2	274	281	0.56
<b>Total tournament</b>		279	30	2,670	2,979	3.03





## Best Receivers

Limit: 20.00%

Rk	Team	Excellents	Faults	Serve Receptions	Total Attempts	Eff. %
1	MEX Mexico	127	15	89	231	48.48
2	BRA Brazil	66	6	58	130	46.15
3	DOM Dominican Republic	55	6	60	121	40.50
4	ARG Argentina	107	8	142	257	38.52
5	PUR Puerto Rico	106	8	148	262	37.40
6	CUB Cuba	84	12	109	205	35.12
7	CHI Chile	105	22	169	296	28.04
8	COL Colombia	57	27	113	197	15.23
<b>Total tournament</b>		707	104	888	1,699	35.49



## Best Liberos

Rk	Team	Excellents	Faults	In Play	Total Attempts	Avg. by set
1	CUB Cuba	84	22	41	147	9.33
2	ARG Argentina	130	14	40	184	8.67
3	COL Colombia	77	17	42	136	8.56
4	CHI Chile	123	23	43	189	8.20
5	DOM Dominican Republic	73	7	6	86	8.11
6	PUR Puerto Rico	103	13	42	158	7.92
7	BRA Brazil	70	14	23	107	7.78
8	MEX Mexico	95	19	20	134	7.31
<b>Total tournament</b>		755	129	257	1,141	8.21

## **Mexico and Argentina complete the Semifinalists at the 2023 Pan American Games**

SANTIAGO, Chile, October 24, 2023. – Mexico and Argentina won in quarterfinals to complete the list of four semifinalists of the Women's Volleyball Tournament at the nineteenth Pan American Games Santiago 2023.

Mexico defeated Puerto Rico 3-0 (25-17, 25-17, 25-14) without difficulties and Argentina won a thriller to hosts Chile 3-2 (25-19, 25-9, 21-25, 23-25, 15-7).

In semifinals, reigning champions Dominican Republic will face Argentina, a repeat of the Lima 2019 Games semifinal, and Brazil plays Mexico.

In classification matches for positions 5 to 8, Colombia goes up against Puerto Rico and Cuba will face Chile.

### **Mexico 3, Puerto Rico 0**

Mexico became a semifinalist in the Women's Volleyball Tournament of the nineteenth Pan American Games Santiago 2023 by defeating Puerto Rico 3-0 (25-17, 25-17, 25-14). Mexico hasn't won a medal in the Pan American Games since 1975 when they took bronze. In the semifinals, Mexico will face either Brazil or the Dominican Republic, pending the outcome of the match between Argentina and Chile. Mexico's 57-23 huge advantage in attacking points was crucial in advancing to the tournament's finals. Mexico also led in blocks 9-4, and both teams scored 4 points from serves. Puerto Rico gave away fewer points from unforced errors (10-12). With 22 points, outside hitter Grecia Castro once again led Mexico's offense. Opposite hitter Karen Rivera and outside hitter Aimé Topete contributed 15 and 13 points, respectively. Puerto Rico's leading scorer was outside hitter Ivania Ortiz with 14 points.

### **Argentina 3, Chile 2**

Argentina defeated Chile 3-2 (25-19, 25-9, 21-25, 23-25, 15-7) and won their ticket at the semifinals. Argentina will face the reigning champions, the Dominican Republic, in the semifinals, just as they did in the previous edition of the 2019 Lima Games, where they lost in four sets and then went on to defeat Brazil in the bronze medal match, marking their first-ever Pan American Games medal. Chile staged a remarkable comeback from a two-set deficit, especially after Argentina's complete dominance in the second set. The match extended to a tie-break, won by Argentina who controlled the actions with a 75-56 advantage in attacks, a 6-5 margin in blocks, and an 8-1 lead in aces. Chile scored 23 points from Argentina's errors and gave away 20. Argentina's top scorer was team captain Daniela Bulaich, with 21 points on 18 attacks, one block, and one ace. Also contributing to the victory were opposite María De La Paz Corbalan and middle blocker Avril García, with 17 points each. García registered a match-high of 4 blocks. Chile's captain, Beatriz Novoa, scored 21 points, all from attacks. Opposite Petra Schwartzman added 16 points on 15 attacks and one block.

## **México y Argentina completan los equipos semifinalistas en los Juegos Panamericanos 2023**

SANTIAGO, Chile, 24 de octubre de 2023. – México y Argentina ganaron en los cuartos de final para completar la lista de cuatro equipos semifinalistas del Torneo de Voleibol Femenino de los decimonovenos Juegos Panamericanos Santiago 2023.

México venció sin dificultades a Puerto Rico 3-0 (25-17, 25-17, 25-14), y Argentina ganó un emocionante partido en cinco sets a las anfitrionas, Chile 3-2 (25-19, 25-9, 21-25, 23-25, 15-7).



En las semifinales, las actuales campeonas República Dominicana, se enfrentarán a Argentina, repitiendo la semifinal de los Juegos de Lima 2019, y Brasil jugará contra México.

En los partidos de clasificación para las posiciones del 5 al 8, Colombia se enfrentará a Puerto Rico y Cuba se medirá con Chile.

### **México 3, Puerto Rico 0**

México se convirtió en semifinalista del Torneo de Voleibol Femenino de los decimonovenos Juegos Panamericanos Santiago 2023 al vencer a Puerto Rico 3-0 (25-17, 25-17, 25-14). México no gana una medalla en Juegos Panamericanos desde 1975 cuando obtuvo la medalla de bronce. En semifinales, México se enfrentará a Brasil o República Dominicana, está pendiente del resultado entre Argentina y Chile. El ataque de México, con una ventaja de 57-23, fue crucial para progresar a las finales del torneo. México también lideró el bloqueo 9-4 y ambos equipos anotaron 4 puntos de servicios directos. Puerto Rico concedió menor número de puntos por errores no forzados (10-12). Con 22 puntos, la atacante de esquina Grecia Castro nuevamente encabezó la ofensiva de México. La opuesta Karen Rivera y la jugadora de esquina Aimé Topete contribuyeron 15 y 13 puntos respectivamente. La atacante de esquina Ivania Ortiz fue la líder de anotaciones de Puerto Rico con 14 puntos.

### **Argentina 3, Chile 2**

Argentina venció a Chile 3-2 (25-19, 25-9, 21-25, 23-25, 15-7) y obtuvo su pase a las semifinales. Argentina se enfrentará en semifinales a las actuales campeonas República Dominicana, al igual que en la edición pasada de los Juegos de Lima 2019 donde cayeron en cuatro sets y luego derrotaron a Brasil en el partido por la medalla de bronce, la primera en su historia. Chile tuvo una remontada espectacular de un déficit de dos sets, especialmente de un segundo parcial dominado completamente por Argentina. El partido que se extendió a un tie-break, se lo llevó Argentina dominando 75-56 en ataques, 6-5 en bloqueos y 8-1 en puntos de saques directos. Chile anotó 23 puntos por errores de Argentina y otorgó 20. La máxima anotadora de Argentina fue su capitana Daniela Bulaich con 21 puntos de 18 ataques, un bloqueo y un ace. También contribuyeron al triunfo la opuesta María De La Paz Corbalan y la central Avril García con 17 puntos cada una. García anotó el máximo en el partido de 4 puntos por bloqueos. La capitana de Chile, Beatriz Novoa, anotó 21 puntos todos de ataque. La opuesta Petra Schwartzman adicionó 16 puntos de 15 ataques y un bloqueo.

# VOLLEYBALL

## Women's



ARG



BRA



CHI



COL

# Santiago



Juegos  
PanAm | ParapanAm



CUB



DOM



MEX



PUR

## Bulletin No 6

Wednesday, October 25<sup>st</sup> ,2023.





**Calendario y Formato de Competencia RAMA FEMENINA / Competition Format and Match Schedule WOMEN COMP**

GROUP-A													
No.	Date	Time	Teams		Set	1	2	3	4	5	Total	Time	
1	21-Oct	10:30	<b>BRA</b>	vs	CUB	<b>3-0</b>	25-14	25-16	25-14		<b>75-44</b>	1:16	
2	21-Oct	13:30	PUR	vs	<b>ARG</b>	<b>1-3</b>	17-25	18-25	25-17	19-25	<b>79-92</b>	1:52	
5	22-Oct	10:30	<b>PUR</b>	vs	CUB	<b>0-3</b>	25-20	25-16	25-18		<b>75-54</b>	1:28	
6	22-Oct	13:30	<b>BRA</b>	vs	ARG	<b>3-0</b>	25-13	25-20	25-18		<b>75-51</b>	1:19	
9	23-Oct	10:30	<b>BRA</b>	vs	PUR	<b>3-0</b>	25-15	25-22	25-21		<b>75-58</b>	1:25	
10	23-Oct	13:30	<b>ARG</b>	vs	CUB	<b>3-0</b>	25-23	25-16	25-15		<b>75-54</b>	1:18	
GROUP-B													
No.	Date	Time	Teams		Set	1	2	3	4	5	Total	Time	
3	21-Oct	17:30	COL	vs	<b>MEX</b>	<b>0-3</b>	22-25	13-25	14-25		<b>49-75</b>	1:31	
4	21-Oct	20:30	CHI	vs	<b>DOM</b>	<b>0-3</b>	18-25	17-25	11-25		<b>46-75</b>	1:25	
7	22-Oct	17:30	<b>DOM</b>	vs	MEX	<b>0-3</b>	25-15	25-17	25-19		<b>75-51</b>	1:14	
8	22-Oct	20:30	<b>CHI</b>	vs	COL	<b>3-0</b>	29-27	25-23	25-7		<b>79-57</b>	1:32	
11	23-Oct	17:30	<b>DOM</b>	vs	COL	<b>3-0</b>	25-14	25-18	25-20		<b>75-52</b>	1:13	
12	23-Oct	20:30	CHI	vs	<b>MEX</b>	<b>1-3</b>	26-24	21-25	15-25	18-25	<b>80-99</b>	2:07	
QUATERFINALS													
No.	Date	Time	Teams		Set	1	2	3	4	5	Total	Time	
13	24-Oct	10:30	(MEX) 2ND B	vs	3RD A (PUR)	<b>3-0</b>	25-17	25-17	25-14		<b>75-48</b>	1:18	
14	24-Oct	13:30	(ARG) 2ND A	vs	3RD B (CHI)	<b>3-2</b>	25-19	25-9	21-25	23-25	15-7	<b>109-85</b>	2:13
CLASSIFICATION 5/8													
No.	Date	Time	Teams		Set	1	2	3	4	5	Total	Time	
15	25-Oct	10:30	(COL) 4TH B	vs	LOOSER OF M13 (PUR)	<b>3-2</b>	19-25	22-25	25-22	25-21	15-8	<b>106-101</b>	2:21
16	25-Oct	13:30	(CUB) 4TH A	vs	LOOSER OF M14 OR (CHI)	<b>0-3</b>	15-25	26-28	17-25		<b>58-78</b>	1:23	
SEMIFINALS													
No.	Date	Time	Teams		Set	1	2	3	4	5	Total	Time	
17	25-Oct	17:30	(DOM) 1st. B	vs	WINNER OF M14 (ARG)	<b>3-1</b>	16-25	25-19	25-20	25-17		<b>91-81</b>	1:39
18	25-Oct	20:30	(BRA) 1st. A	vs	WINNER OF M13 (MEX)	<b>3-2</b>	25-17	22-25	27-25	22-25	15-13	<b>111-105</b>	2:31
FINAL CLASSIFICATION 7/8													
No.	Date	Time	Teams		Set	1	2	3	4	5	Total	Time	
19	26-Oct	10:00	(PUR) LOOSER OF M15	vs	LOOSER OF M16 (CUB)	<b>0-0</b>							
FINAL CLASSIFICATION 5/6													
No.	Date	Time	Teams		Set	1	2	3	4	5	Total	Time	
20	26-Oct	13:00	(COL) WINNER OF M15	vs	WINNER OF M16 (CHI)	<b>0-0</b>							
FINALS													
No.	Date	Time	Teams		Set	1	2	3	4	5	Total	Time	
21	26-Oct	17:00	(ARG) LOSER OF M17	vs	LOSER OF M18 (MEX)	<b>0-0</b>							
22	26-Oct	20:00	(DOM) WINNER OF M17	vs	WINNER OF M18 (BRA)	<b>0-0</b>							

# Santiago 2023

Juegos PanAm | ParapanAm  
Santiago de Chile • October 21-26



## Union Panamericana Voleibol

Dia / Day	Hora / Time	Competition Venue - FOP	Hora / Time	Training Court 1 - Centro Elige vivir Sano Lo Espejo	Training Court 2 - Centro Elige vivir Sano San Ramón	
18-oct-23	8:00		8:00	CUBA	BRAZIL	
	9:30		9:30	CHILE	PUERTO RICO	
	11:00		11:00	DOMINICANA	ARGENTINA	
	12:30		12:30	COLOMBIA	MEXICO	
19-oct-23	8:00	MEXICO				
	9:30	CUBA				
	11:00	PUERTO RICO				
	12:30	DOMINICANA				
	14:00	ARGENTINA				
	15:30	COLOMBIA				
	17:00	BRASIL				
	18:30	CHILE				
	20:00	PRACTICAL CLINIC				
						<small>Preliminary Inquiry</small>
					Time Country	
					9:00 CHI	
					9:45 DOM	
					10:30 COL	
					11:15 ARG	
					12:00 MEX	
					12:45 CUB	
					13:30 PUR	
					14:15 BRA	
20-oct-23	8:00			ARGENTINA	COLOMBIA	
	9:30			MEXICO	PUERTO RICO	
	11:00			CUBA	BRASIL	
	12:30			CHILE	DOMINICANA	
21-oct-23	9:00		9:00	COLOMBIA	MEXICO	
	10:30		10:30	CHILE	DOMINICANA	
	10:30	BRA Vs CUBA				
	13:30	PUR Vs ARG				
	17:30	COL Vs MEX				
	19:00		19:00	BRASIL	CUBA	
	20:30		20:30	PUERTO RICO	ARGENTINA	
20:30	CHI Vs DOM					
22-oct-23	9:00		9:00	DOMINICANA	MEXICO	
	10:30		10:30	CHILE	COLOMBIA	
	10:30	PUR Vs CUB				
	13:30	BRA Vs ARG				
	17:30	DOM Vs MEX				
	19:00		19:00	PUERTO RICO	CUBA	
	20:30		20:30	BRASIL	ARGENTINA	
20:30	CHI Vs COL					
23-oct-23	9:00		9:00	DOMINICANA	COLOMBIA	
	10:30		10:30	CHILE	MEXICO	
	10:30	BRA Vs PUR				
	13:30	ARG Vs CUB				
	17:30	DOM Vs COL				
	19:00		19:00	BRASIL	PUERTO RICO	
	20:30		20:30	ARGENTINA	CUBA	
20:30	CHI Vs MEX					
24-oct-23	9:00		9:00	(CUB) 4to.- GRUPO-A	4to.- GRUPO-B (COL)	
	10:30		10:30	(BRA) 1er.-GRUPO-A	1er.-GRUPO-B (DOM)	
	10:30	MEX Vs PUR				
	13:30	ARG Vs CHI				
	19:00		19:00	(MEX) 2do. GRUPO-B	3er. GRUPO-A (PUR)	
20:30		20:30	(ARG) 2do. GRUPO-A	3er. GRUPO-B (CHI)		
25-oct-23	9:00		9:00	(DOM) 1er.-GRUPO-B	GP 14 (ARG)	
	10:30		10:30	(BRA) 1er.-GRUPO-A	GP 13 (MEX)	
	10:30	COL Vs P-JUEGO 13 (PUR)				
	13:30	CUB Vs P-JUEGO 14 (CHI)				
	17:30	DOM Vs G-JUEGO 14 (ARG)				
	19:00		19:00	(COL) 4to.- GRUPO-B	PP 13 (PUR)	
20:30		20:30	(CUB) 4to.- GRUPO-A	PP 14 (CHI)		
20:30	BRA Vs G-JUEGO 13 (MEX)					
26-oct-23	9:00		9:00	(ARG) PP 17	PP 18 (MEX)	
	10:00	(PUR) P- JUEGO 15 Vs P-JUEGO 16 (CUB)				
	10:30		10:30	(DOM) GP 17	GP 18 (BRA)	
	13:00	(COL) G-JUEGO 15 Vs G-JUEGO 16 (CHI)				
	17:00	(ARG) P-JUEGO 17 Vs P-JUEGO 18 (MEX)				
20:00	(DOM) G-JUEGO 17 Vs G-JUEGO 18 (BRA)					











**MATCHES RESULTS**
**Pool A**

No	Date	Teams	Set	Result per set (points)					Total Points	Duration	Spectators
				1	2	3	4	5			
1	21-Oct-2023	BRA - CUB	3-0	25-14	25-16	25-14			75-44	1:17	8000
2	21-Oct-2023	PUR - ARG	1-3	17-25	18-25	25-17	19-25		79-92	1:52	8000
5	22-Oct-2023	PUR - CUB	3-0	25-20	25-16	25-18			75-54	1:33	8000
6	22-Oct-2023	BRA - ARG	3-0	25-13	25-20	25-18			75-51	1:19	9000
9	23-Oct-2023	BRA - PUR	3-0	25-15	25-22	25-21			75-58	1:25	5260
10	23-Oct-2023	ARG - CUB	3-0	25-23	25-16	25-15			75-54	1:18	1200

**Pool B**

No	Date	Teams	Set	Result per set (points)					Total Points	Duration	Spectators
				1	2	3	4	5			
3	21-Oct-2023	COL - MEX	0-3	22-25	13-25	14-25			49-75	1:31	8000
4	21-Oct-2023	CHI - DOM	0-3	18-25	17-25	11-25			46-75	1:24	8000
7	22-Oct-2023	DOM - MEX	3-0	25-15	25-17	25-19			75-51	1:14	12000
8	22-Oct-2023	CHI - COL	3-0	29-27	25-23	25-7			79-57	1:32	12000
11	23-Oct-2023	DOM - COL	3-0	25-14	25-18	25-20			75-52	1:13	8000
12	23-Oct-2023	CHI - MEX	1-3	26-24	21-25	15-25	18-25		80-99	2:07	9000

**Quarterfinals**

No	Date	Teams	Set	Result per set (points)					Total Points	Duration	Spectators
				1	2	3	4	5			
13	24-Oct-2023	MEX - PUR	3-0	25-17	25-17	25-14			75-48	1:19	3412
14	24-Oct-2023	ARG - CHI	3-2	25-19	25-9	21-25	23-25	15-7	109-85	2:13	6000

**Classification 5-8**

No	Date	Teams	Set	Result per set (points)					Total Points	Duration	Spectators
				1	2	3	4	5			
15	25-Oct-2023	COL - PUR	3-2	19-25	22-25	25-22	25-21	15-8	106-101	2:21	3500
16	25-Oct-2023	CUB - CHI	0-3	15-25	26-28	17-25			58-78	1:23	5000

**Semifinals**

No	Date	Teams	Set	Result per set (points)					Total Points	Duration	Spectators
				1	2	3	4	5			
17	25-Oct-2023	DOM - ARG	3-1	16-25	25-19	25-20	25-17		91-81	1:38	9500
18	25-Oct-2023	BRA - MEX	3-2	25-17	22-25	27-25	22-25	15-13	111-105	2:31	5500

**TEAM RANKING**



## Pool A

Rk	Code	Team	Matches				Pts	Results details						Sets			Points		
			W	L	T			3-0	3-1	3-2	2-3	1-3	0-3	W	L	Ratio	W	L	Ratio
1	BRA	Brazil	3	0	3	15	3	0	0	0	0	0	9	0	MAX	225	153	1.470	
2	ARG	Argentina	2	1	3	9	1	1	0	0	0	1	6	4	1.500	218	208	1.048	
3	PUR	Puerto Rico	1	2	3	6	1	0	0	0	1	1	4	6	0.666	212	221	0.959	
4	CUB	Cuba	0	3	3	0	0	0	0	0	0	3	0	9	0.000	152	225	0.675	

## Pool B

Rk	Code	Team	Matches				Pts	Results details						Sets			Points		
			W	L	T			3-0	3-1	3-2	2-3	1-3	0-3	W	L	Ratio	W	L	Ratio
1	DOM	Dominican Republic	3	0	3	15	3	0	0	0	0	0	9	0	MAX	225	149	1.510	
2	MEX	Mexico	2	1	3	9	1	1	0	0	0	1	6	4	1.500	225	204	1.102	
3	CHI	Chile	1	2	3	6	1	0	0	0	1	1	4	6	0.666	205	231	0.887	
4	COL	Colombia	0	3	3	0	0	0	0	0	0	3	0	9	0.000	158	229	0.689	

**Match:** 15    **Date:** 25/10/2023    **Spectators:** 3,500  
**City:** Santiago de Chile  
**Hall:** Arena Parque O'Higgins  
**Match duration:** **Start:** 10:30    **End:** 12:51    **Total:** 2:21

Teams	Sets	1	2	3	4	5	Total
COL	3	19	22	25	25	15	106
PUR	2	25	25	22	21	8	101
<b>Duration:</b>		0:26	0:28	0:28	0:32	0:15	2:09

**Referees:** 1st: Silvio Silveira (BRA) 2nd: Daniel Gonzalez (MEX)  
 Challenge: Paulo Turci (BRA)

COL - Colombia															
No	Name	Pos.	Line-up					Points by set					T.		
			1	2	3	4	5	1	2	3	4	5			
8	Laura Z	OH	9	9	9	18	28								
9	Maira	MB	1	6	5	6	1	1	2	1					4
10	Juliana	OH	26	18	18	9	9				2				2
12	Sofia	OP	6	4	3	4	5	4	6	9	11	9			39
13	Camila (C) (L)	L	L	L	L	L	L								
14	Angie Melisa	S	3	1						1					1
18	Paulina	MB	2	3	2	3	4	2	1	2	1	2			8
21	Doris	S	12		6	1	2			2	1				3
22	Natalia	OH													
26	Sheilla	MB	5							2					2
28	Isabella	OH	14	5	4	5	6		1	3		1			5
30	Laguado	OH	4	2	1	2	3	5	7	5	2	1			20

**Coach:** ANTONIO RIZOLA NETO  
**Assistant:** Osorio Estrada Hernan Alonso

PUR - Puerto Rico															
No	Name	Pos.	Line-up					Points by set					T.		
			1	2	3	4	5	1	2	3	4	5			
1	Fuentes	S					16								
2	Venegas (C) (L)	L	L	L	L	L	L								
5	Rivera	S	2	3	2	5	1			2	2	1			5
6	Walker	OH	3	4	3	6	2	5	6	3	4	1			19
8	Rojas	MB													
10	Ortiz	OH	6	1	6	3	5	4	1	7	4	2			18
12	Ortiz	MB	4	5	4	4	3	4	8	3	4	2			21
13	Soto	OP													
15	Guibert	MB	1	2	1		6	3		1					4
16	Rivera	OH	5	6	5	2	4	5	4		4	2			15
17	Castillo	MB			15	1						1			1
20	Cerame	OH	15	15	12	12	15								

**Coach:** Juan Carlos Rodriguez Morales  
**Assistant:** Galarza Eduardo

**TEAMS AND PLAYERS PERFORMANCES**

Won Points	Total Atts	No Name
<b>69</b>	<b>175</b>	<b>Total Team</b>
34	70	12 Sofia
19	52	30 Laguado
7	9	18 Paulina
<b>11</b>	<b>68</b>	<b>Total Team</b>
3	8	12 Sofia
2	15	9 Maira
2	7	28 Isabella
<b>4</b>	<b>105</b>	<b>Total Team</b>
2	7	10 Juliana
2	16	12 Sofia
0	10	8 Laura Z
<b>22</b>		<b>Total Team</b>
<b>106</b>	<b>348</b>	<b>Total Team</b>

Scoring Skills
<b>Attack</b>
<b>Block</b>
<b>Serve</b>
<b>Opp. error</b>
<b>Total</b>

Won Points	Total Atts	No Name
<b>64</b>	<b>178</b>	<b>Total Team</b>
18	58	6 Walker
14	45	10 Ortiz
13	26	12 Ortiz
<b>10</b>	<b>69</b>	<b>Total Team</b>
7	21	12 Ortiz
2	9	16 Rivera
1	6	15 Guibert
<b>9</b>	<b>102</b>	<b>Total Team</b>
4	15	10 Ortiz
2	8	15 Guibert
1	18	5 Rivera
<b>18</b>		<b>Total Team</b>
<b>101</b>	<b>349</b>	<b>Total Team</b>

39	94	12 Sofia
20	79	30 Laguado
8	35	18 Paulina

Best scorers
21
19
18

21	62	12 Ortiz
19	75	6 Walker
18	69	10 Ortiz

■ Starting line-up with position    Atts = Attempts    (C) = Captain    MB = Middle blocker    S = Setter  
 □ Substitute with shirt number    Opp. = Opponent    (L) / L = Libero    OP = Opposite    OH = Outside Hitter



**Match:** 16    **Date:** 25/10/2023    **Spectators:** 5,000  
**City:** Santiago de Chile  
**Hall:** Arena Parque O'Higgins  
**Match duration:** **Start:** 13:30    **End:** 14:53    **Total:** 1:23

Teams	Sets	1	2	3	4	5	Total
<b>CUB</b>	<b>0</b>	15	26	17			58
<b>CHI</b>	<b>3</b>	25	28	25			78
<b>Duration:</b>		0:24	0:31	0:22			1:17

**Referees:** 1st: Yuri R. Ramirez Ortiz (DOM) 2nd: Pedro Fabian Concia (ARG)  
 Challenge: Paulo Turci (BRA)

CUB - Cuba													
No	Name	Pos.	Line-up					Points by set					T.
			1	2	3	4	5	1	2	3	4	5	
1	Grafort	OP	6					2					2
4	Lianet	MB											
5	Martinez	MB	6	6	6			2	4	3			9
6	De la Peña	OH	4	4	4			1	7	4			12
9	Mia	S	22	22	1					1			1
10	Alejandra	OP	5	5	5				6	3			9
16	Leyva	OH	19	19	5								
19	Suarez (C)	MB	3	3	3			1	2				3
22	Hernandez	S	1	1	9			2	1				3
25	Vila	OH	2	2	2			2	5	1			8
26	Ruiz (L)	L	L	L	L								
27	Liz	OH											

**Coach:** Leivis Osmani Garcia Leon  
**Assistant:** Latamblet Daudinot Norka

CHI - Chile														
No	Name	Pos.	Line-up					Points by set					T.	
			1	2	3	4	5	1	2	3	4	5		
2	Giglio	OH		7	4						4			4
4	Novoa (C)	OH	1	2	1						5	5	4	14
5	Salinas	S	15											
6	Morales	MB	5	6	5						3	2	6	11
7	Aylwin	OH	4	5							3			3
8	Badilla	OH		9	9									
9	Sandroek	MB	2	3	2						3	1	2	6
10	Mendoza	MB												
12	Vallebuona	S	6	1	6						2	1	3	6
13	Vallejos	OP	12								1			1
15	Schwartzman	OP	3	4	3						2	9	6	17
44	Ruz (L)	L	L	L	L									

**Coach:** Eduardo Rubén Guillaume  
**Assistant:** Montero Sepúlveda Mauricio Andrés

**TEAMS AND PLAYERS PERFORMANCES**

Won Points	Total Atts	No Name
<b>37</b>	<b>94</b>	<b>Total Team</b>
10	28	6 De la Peña
8	23	25 Vila
7	10	5 Martinez
<b>7</b>	<b>54</b>	<b>Total Team</b>
3	5	22 Hernandez
2	10	5 Martinez
1	8	6 De la Peña
<b>3</b>	<b>60</b>	<b>Total Team</b>
2	12	10 Alejandra
1	8	6 De la Peña
0	1	1 Grafort
<b>11</b>		<b>Total Team</b>
<b>58</b>	<b>208</b>	<b>Total Team</b>

Scoring Skills
<b>Attack</b>
<b>Block</b>
<b>Serve</b>
<b>Opp. error</b>
<b>Total</b>

Won Points	Total Atts	No Name
<b>47</b>	<b>109</b>	<b>Total Team</b>
16	30	15 Schwartzman
14	32	4 Novoa
7	14	6 Morales
<b>10</b>	<b>37</b>	<b>Total Team</b>
5	13	9 Sandroek
3	10	6 Morales
1	5	12 Vallebuona
<b>5</b>	<b>76</b>	<b>Total Team</b>
3	19	12 Vallebuona
1	7	2 Giglio
1	11	6 Morales
<b>16</b>		<b>Total Team</b>
<b>78</b>	<b>222</b>	<b>Total Team</b>

12	44	6 De la Peña
9	28	5 Martinez
9	36	10 Alejandra

Best scorers
--------------

17	44	15 Schwartzman
14	44	4 Novoa
11	35	6 Morales

■ Starting line-up with position    Atts = Attempts    (C) = Captain    MB = Middle blocker    S = Setter  
 □ Substitute with shirt number    Opp. = Opponent    (L) / L = Libero    OP = Opposite    OH = Outside Hitter

**Match:** 17    **Date:** 25/10/2023    **Spectators:** 9,500  
**City:** Santiago de Chile  
**Hall:** Arena Parque O'Higgins  
**Match duration:** **Start:** 17:30    **End:** 19:08    **Total:** 1:38

Teams	Sets	1	2	3	4	5	Total
<b>DOM</b>	<b>3</b>	16	25	25	25		91
<b>ARG</b>	<b>1</b>	25	19	20	17		81
	<b>Duration:</b>	0:18	0:24	0:26	0:21		1:29

**Referees:** 1st: Lourdes Perez Perez (CUB) 2nd: Cinthya Hernandez Rojas (CRC)  
 Challenge: Ronald Stahl Jr. (USA)

DOM - Dominican Republic							ARG - Argentina							
No	Name	Pos.	Line-up					Points by set					T.	
			1	2	3	4	5	1	2	3	4	5		
1	Arias	MB	2	5				2	1					3
3	Eve	MB		1	3	3				3	1			4
4	Peralta	OH			23									
5	Castillo (L)	L	L	L	L	L								
7	Marte (C)	S	3	6	1	1					1			1
12	Perez	S												
16	Peña Isabel	OH	1	1	5	5		1	6	2	4			13
18	De La Cruz	OH	16											
20	Martinez	OH	4	4	2	2		3	6	4	7			20
21	Martinez	MB	5	2	6	6		2	4	1	2			9
23	Gonzalez	OP	6	3	4	4		3	4	6	2			15
25	Martinez	OH	21	21	21	21								
<b>Coach:</b> Marcos Kwiek							<b>Coach:</b> Daniel Jorge Castellani							
<b>Assistant:</b> Rocha Pacheco Wagner Roberto							<b>Assistant:</b> Morando Facundo							

**TEAMS AND PLAYERS PERFORMANCES**

Won Points	Total Atts	No	Name	Scoring Skills	Won Points	Total Atts	No	Name
<b>55</b>	<b>125</b>	<b>Total Team</b>		<b>Attack</b>	<b>51</b>	<b>147</b>	<b>Total Team</b>	
18	33	20	Martinez		13	39	10	Bulaich
11	34	16	Peña Isabel		11	30	5	Salinas
11	29	23	Gonzalez		10	30	11	Corbalan
<b>9</b>	<b>68</b>	<b>Total Team</b>		<b>Block</b>	<b>4</b>	<b>40</b>	<b>Total Team</b>	
4	10	23	Gonzalez		3	20	13	Farriol
2	10	20	Martinez		1	12	24	Garcia
1	6	1	Arias		0	0	1	Vera
<b>1</b>	<b>90</b>	<b>Total Team</b>		<b>Serve</b>	<b>5</b>	<b>82</b>	<b>Total Team</b>	
1	15	16	Peña Isabel		2	13	8	Cosulich
0	4	1	Arias		1	14	10	Bulaich
0	9	3	Eve		1	12	11	Corbalan
<b>26</b>		<b>Total Team</b>		<b>Opp. error</b>	<b>21</b>		<b>Total Team</b>	
<b>91</b>	<b>283</b>	<b>Total Team</b>			<b>81</b>	<b>269</b>	<b>Total Team</b>	
				<b>Best scorers</b>	14	54	10	Bulaich
20	55	20	Martinez		11	42	5	Salinas
15	56	23	Gonzalez		11	43	11	Corbalan

■ Starting line-up with position    Atts = Attempts    (C) = Captain    MB = Middle blocker    S = Setter  
 □ Substitute with shirt number    Opp. = Opponent    (L) / L = Libero    OP = Opposite    OH = Outside Hitter







## Best Scorers

Rk	No	Name	Pos.	Team	Attack	Block	Serve	Total
1	4	Novoa Beatriz	OH	CHI	80	7	3	90
2	6	Castro López Grecia Esther	OH	MEX	78	1	3	82
3	9	Machado Sabrina	OP	BRA	60	7	4	71
4	15	Rivera Herrera Karen Paola	OP	MEX	64	2	4	70
5	12	Cuartas Piñeres Sofía	OP	COL	55	4	6	65
6	12	Ortiz Neira	MB	PUR	39	23	2	64
7	15	Schwartzman Hechenleitner Petra	OP	CHI	56	5	2	63
8	10	Bulaich Simian Daniela	OH	ARG	54	2	3	59
	11	Corbalan Maria De La Paz	OP	ARG	54	4	1	59
10	16	Peña Isabel Yonkaira Paola	OH	DOM	46	7	5	58
11	20	Topete Pardo Aime Margarita	OH	MEX	47	7	3	57
12	16	Rivera Stephanie	OH	PUR	47	5	2	54
13	10	Ortiz Ivania	OH	PUR	46	1	5	52
14	4	Viezel Lorena Giovana	MB	BRA	31	14	1	46
	20	Martinez Brayelin Elizabeth	OH	DOM	38	7	1	46
	11	Urias Jocelyn	MB	MEX	30	12	4	46
17	13	Farriol Bianca	MB	ARG	34	7	4	45
18	23	Gonzalez Lopez Gaila Ceneida	OP	DOM	32	6	6	44
19	24	Garcia Avril	MB	ARG	24	15	2	41
20	3	Basso Maiara	OH	BRA	35	2	2	39
21	30	Laguado Raigosa Juliana	OH	COL	35	2	1	38
22	5	Salinas Candela Sol	OH	ARG	30	3	2	35
	7	Aylwin Debarca Dominga	OH	CHI	32	0	3	35
	25	Vila Wittingham Ivy May	OH	CUB	32	0	3	35
25	22	Perez Dalma Nicole	OH	ARG	29	5	0	34
	6	De La Peña Gonzalez Yalain Regla	OH	CUB	28	4	2	34
27	6	Morales Villalobos Karen Belen	MB	CHI	25	6	2	33
28	33	Flores Gamez Karina Angelica	MB	MEX	19	6	7	32
	6	Skerrett Walker Destiny Angelie	OH	PUR	29	2	1	32
30	15	Wenk Hoengen Helena	OH	BRA	20	6	2	28
	9	Ospino Montero Maira Alejandra	MB	COL	22	5	1	28
32	18	Agudelo Marin Paulina	MB	COL	18	4	3	25
	21	Martinez Jineiry	MB	DOM	20	5	0	25
34	12	Besen Larissa	MB	BRA	12	11	1	24
	5	Martinez Hernandez Dayana	MB	CUB	19	5	0	24
36	13	Soto Gonzalez Camila	OP	PUR	18	1	2	21
	15	Guibert Rivera Alana Antonela	MB	PUR	11	8	2	21
38	10	Gomez Chacon Alejandra	OP	CUB	15	3	2	20
	1	Arias Perez Candida Estefany	MB	DOM	10	5	5	20
40	19	Suarez Hernandez Laura Beatriz	MB	CUB	11	6	0	17
41	3	Eve Mejia Lisvel Elisa	MB	DOM	14	0	1	15
42	18	Lopez Daiana	OH	ARG	14	0	0	14
43	5	Rivera Wilmarie	S	PUR	8	2	3	13
44	2	Giglio Bataller Florencia	OH	CHI	10	1	1	12
	16	Castillo Leyva Thainalien	OH	CUB	11	1	0	12
46	10	Lemes Santos Tainara	OP	BRA	9	1	0	10
	9	Sandrocox Elisa	MB	CHI	2	8	0	10
	12	Vallebuona Moreno Isabella	S	CHI	4	2	4	10
49	1	Rios Naiane De Almeida	S	BRA	3	4	2	9
	28	Arroyave Gomez Isabella	OH	COL	5	2	2	9
<b>Total tournament</b>					1,521	267	142	1,930





## Best Attackers

Limit: 15.00%

Rk	No	Name	Pos.	Team	Attacks	Faults	Shots	Total Attempts	Succ. %
1	20	Martinez Brayelin Elizabeth	OH	DOM	38	2	34	74	51.35
2	9	Machado Sabrina	OP	BRA	60	12	53	125	48.00
3	16	Peña Isabel Yonkaira Paola	OH	DOM	46	13	44	103	44.66
4	6	Castro López Grecia Esther	OH	MEX	78	29	78	185	42.16
5	3	Basso Maiara	OH	BRA	35	18	35	88	39.77
6	23	Gonzalez Lopez Gaila Ceneida	OP	DOM	32	7	43	82	39.02
7	4	Novoa Beatriz	OH	CHI	80	22	106	208	38.46
8	12	Cuartas Piñeres Sofia	OP	COL	55	24	66	145	37.93
9	15	Rivera Herrera Karen Paola	OP	MEX	64	27	79	170	37.65
10	10	Bulaich Simian Daniela	OH	ARG	54	20	70	144	37.50
<b>Total tournament</b>					1,521	605	2,047	4,173	36.45



## Best Blockers

Rk	No	Name	Pos.	Team	Kill Blocks	Faults	Rebounds	Total Attempts	Avg. by set
1	12	Ortiz Neira	MB	PUR	23	20	41	84	1.28
2	4	Viezel Lorena Giovana	MB	BRA	14	15	12	41	1.00
3	24	Garcia Avril	MB	ARG	15	22	23	60	0.79
4	12	Besen Larissa	MB	BRA	11	9	26	46	0.79
5	11	Urias Jocelyn	MB	MEX	12	16	28	56	0.67
6	16	Peña Isabel Yonkaira Paola	OH	DOM	7	9	2	18	0.54
7	20	Martinez Brayelin Elizabeth	OH	DOM	7	4	7	18	0.54
8	9	Machado Sabrina	OP	BRA	7	11	8	26	0.50
9	19	Suarez Hernandez Laura Beatriz	MB	CUB	6	11	15	32	0.50
10	23	Gonzalez Lopez Gaila Ceneida	OP	DOM	6	12	4	22	0.46
<b>Total tournament</b>					267	550	639	1,456	2.12



## Best Servers

Rk	No	Name	Pos.	Team	Aces	Faults	Serve Hits	Total Attempts	Avg. by set
1	23	Gonzalez Lopez Gaila Ceneida	OP	DOM	6	11	38	55	0.46
2	12	Cuartas Piñeres Sofia	OP	COL	6	2	26	34	0.43
3	33	Flores Gamez Karina Angelica	MB	MEX	7	21	38	66	0.39
4	1	Arias Perez Candida Estefany	MB	DOM	5	8	19	32	0.38
5	16	Peña Isabel Yonkaira Paola	OH	DOM	5	6	46	57	0.38
6	9	Machado Sabrina	OP	BRA	4	10	39	53	0.29
7	10	Ortiz Ivania	OH	PUR	5	2	38	45	0.28
8	25	Vila Wittingham Ivy May	OH	CUB	3	4	37	44	0.25
9	18	De La Cruz De Peña Bethania	OH	DOM	3	1	4	8	0.23
10	12	Vallebuona Moreno Isabella	S	CHI	4	6	27	37	0.22
<b>Total tournament</b>					142	325	2,200	2,667	1.13



## Best Diggers

Rk	No	Name	Pos.	Team	Digs	Faults	Receptions	Total Attempts	Avg. by set
1	44	Ruz Carla	L	CHI	121	25	14	160	6.72
2	5	Castillo Brenda	L	DOM	81	11	6	98	6.23
3	13	Gomez Camila	L	COL	86	15	12	113	6.14
4	12	Rizzo Tatiana Soledad	L	ARG	111	16	8	135	5.84
5	2	Venegas Shara	L	PUR	102	17	11	130	5.67
6	22	Vasques Lais	L	BRA	72	15	4	91	5.14
7	26	Ruiz Pis Yamilena	L	CUB	56	22	5	83	4.67
8	20	Topete Pardo Aime Margarita	OH	MEX	63	12	2	77	3.50
9	12	Landeros Palacios Joseline	L	MEX	55	11	1	67	3.06
10	5	Rivera Wilmarie	S	PUR	54	10	6	70	3.00
<b>Total tournament</b>					2,090	546	234	2,870	16.59



## Best Setters

Rk	No	Name	Pos.	Team	Running Sets	Faults	Still Sets	Total Attempts	Avg. by set
1	1	Martinez Villareal Ivone	S	MEX	99	2	370	471	5.50
2	1	Rios Naiane De Almeida	S	BRA	65	2	277	344	4.64
3	5	Rivera Wilmarie	S	PUR	56	0	437	493	3.11
4	7	Marte Frica Niverka Dharlenis	S	DOM	33	0	250	283	2.54
5	8	Cosulich Martínez María Luz	S	ARG	39	2	335	376	2.05
6	1	Vera Tatiana	S	ARG	22	0	135	157	1.16
7	22	Hernandez Rojas Lisbeysis Ines	S	CUB	11	8	212	231	0.92
8	14	Velasquez Angie	S	COL	10	1	251	262	0.71
9	5	Salinas Limaco Paula	S	CHI	12	2	247	261	0.67
10	12	Vallebuona Moreno Isabella	S	CHI	8	3	211	222	0.44
<b>Total tournament</b>					370	38	3,689	4,097	2.94



## Best Receivers

Limit: 20.00%

Rk	No	Name	Pos.	Team	Excellents	Faults	Serve Receptions	Total Attempts	Eff. %
1	2	Venegas Shara	L	PUR	42	0	38	80	52.50
2	12	Rizzo Tatiana Soledad	L	ARG	49	2	39	90	52.22
3	20	Topete Pardo Aime Margarita	OH	MEX	55	3	44	102	50.98
4	16	Castillo Leyva Thainalien	OH	CUB	28	3	24	55	45.45
5	6	Castro López Grecia Esther	OH	MEX	59	7	61	127	40.94
6	16	Peña Isabel Yonkaira Paola	OH	DOM	34	2	43	79	40.51
7	22	Vasques Lais	L	BRA	27	2	34	63	39.68
8	3	Basso Maiara	OH	BRA	44	8	39	91	39.56
9	4	Novoa Beatriz	OH	CHI	67	6	82	155	39.35
10	16	Rivera Stephanie	OH	PUR	31	2	43	76	38.16
<b>Total tournament</b>					954	142	1,247	2,343	34.66





## Best Liberos

Rk	No	Name	Pos.	Team	Excellents	Faults	In Play	Total Attempts	Avg. by set
1	13	Gomez Camila	L	COL	123	23	67	213	8.79
2	5	Castillo Brenda	L	DOM	110	11	10	131	8.46
3	12	Rizzo Tatiana Soledad	L	ARG	160	18	47	225	8.42
4	44	Ruz Carla	L	CHI	146	27	52	225	8.11
5	2	Venegas Shara	L	PUR	144	17	49	210	8.00
6	26	Ruiz Pis Yamilena	L	CUB	92	31	51	174	7.67
7	22	Vasques Lais	L	BRA	99	17	38	154	7.07
8	12	Landeros Palacios Joseline	L	MEX	93	16	11	120	5.17
9	16	Muñoz Delgadillo Angela Paulet	OH	MEX	43	9	13	65	2.39
<b>Total tournament</b>					1,010	169	338	1,517	8.02



## Best Scorers

Rk	Team	Attack	Block	Serve	Total
1	ARG Argentina	244	37	19	300
	MEX Mexico	244	33	23	300
3	CHI Chile	214	31	21	266
4	PUR Puerto Rico	201	43	20	264
5	BRA Brazil	172	48	14	234
6	DOM Dominican Republic	168	32	22	222
7	COL Colombia	150	19	15	184
8	CUB Cuba	128	24	8	160
<b>Total tournament</b>		<b>1,521</b>	<b>267</b>	<b>142</b>	<b>1,930</b>



## Best Attackers

Limit: 15.00%

Rk	Team	Attacks	Faults	Shots	Total Attempts	Succ. %
1	DOM Dominican Republic	168	42	168	378	44.44
2	BRA Brazil	172	66	166	404	42.57
3	ARG Argentina	244	80	317	641	38.07
4	MEX Mexico	244	95	303	642	38.01
5	CHI Chile	214	77	322	613	34.91
6	CUB Cuba	128	65	192	385	33.25
7	COL Colombia	150	77	238	465	32.26
8	PUR Puerto Rico	201	103	341	645	31.16
<b>Total tournament</b>		<b>1,521</b>	<b>605</b>	<b>2,047</b>	<b>4,173</b>	<b>36.45</b>



## Best Blockers

Rk	Team	Kill Blocks	Faults	Rebounds	Total Attempts	Avg. by set
1	BRA Brazil	48	53	76	177	3.43
2	DOM Dominican Republic	32	60	71	163	2.46
3	PUR Puerto Rico	43	80	108	231	2.39
4	CUB Cuba	24	52	48	124	2.00
5	ARG Argentina	37	84	91	212	1.95
6	MEX Mexico	33	74	97	204	1.83
7	CHI Chile	31	72	71	174	1.72
8	COL Colombia	19	75	77	171	1.36
<b>Total tournament</b>		<b>267</b>	<b>550</b>	<b>639</b>	<b>1,456</b>	<b>2.12</b>





## Best Servers

Rk	Team	Aces	Faults	Serve Hits	Total Attempts	Avg. by set
1	DOM Dominican Republic	22	39	250	311	1.69
2	MEX Mexico	23	64	315	402	1.28
3	CHI Chile	21	39	307	367	1.17
4	PUR Puerto Rico	20	40	305	365	1.11
5	COL Colombia	15	27	226	268	1.07
6	ARG Argentina	19	54	333	406	1.00
	BRA Brazil	14	39	278	331	1.00
8	CUB Cuba	8	23	186	217	0.67
<b>Total tournament</b>		142	325	2,200	2,667	1.13



## Best Diggers

Rk	Team	Digs	Faults	Receptions	Total Attempts	Avg. by set
1	MEX Mexico	333	63	16	412	18.50
2	ARG Argentina	330	81	25	436	17.37
3	PUR Puerto Rico	308	95	45	448	17.11
4	CHI Chile	307	99	51	457	17.06
5	COL Colombia	235	54	34	323	16.79
6	DOM Dominican Republic	202	46	20	268	15.54
7	BRA Brazil	211	48	24	283	15.07
8	CUB Cuba	164	60	19	243	13.67
<b>Total tournament</b>		2,090	546	234	2,870	16.59



## Best Setters

Rk	Team	Running Sets	Faults	Still Sets	Total Attempts	Avg. by set
1	MEX Mexico	105	4	510	619	5.83
2	BRA Brazil	66	2	331	399	4.71
3	ARG Argentina	61	5	559	625	3.21
4	PUR Puerto Rico	56	2	574	632	3.11
5	DOM Dominican Republic	33	0	327	360	2.54
6	CUB Cuba	14	16	367	397	1.17
7	CHI Chile	20	6	586	612	1.11
8	COL Colombia	15	3	435	453	1.07
<b>Total tournament</b>		370	38	3,689	4,097	2.94



## Best Receivers

Limit: 20.00%

Rk	Team	Excellents	Faults	Serve Receptions	Total Attempts	Eff. %
1	MEX Mexico	172	18	134	324	47.53
2	ARG Argentina	144	9	185	338	39.94
3	DOM Dominican Republic	82	11	97	190	37.37
4	PUR Puerto Rico	143	12	203	358	36.59
5	BRA Brazil	93	14	111	218	36.24
6	CUB Cuba	99	17	159	275	29.82
7	CHI Chile	127	25	199	351	29.06
8	COL Colombia	94	36	159	289	20.07
<b>Total tournament</b>		954	142	1,247	2,343	34.66



## Best Liberos

Rk	Team	Excellents	Faults	In Play	Total Attempts	Avg. by set
1	COL Colombia	123	23	67	213	8.79
2	DOM Dominican Republic	110	11	10	131	8.46
3	ARG Argentina	160	18	47	225	8.42
4	CHI Chile	146	27	52	225	8.11
5	PUR Puerto Rico	144	17	49	210	8.00
6	CUB Cuba	92	31	51	174	7.67
7	MEX Mexico	136	25	24	185	7.56
8	BRA Brazil	99	17	38	154	7.07
<b>Total tournament</b>		1,010	169	338	1,517	8.02



## **Reigning champs Dominican Republic to face Brazil for Santiago 2023 Gold**

SANTIAGO, Chile, October 25, 2023.- Reigning champions Dominican Republic will face Brazil for the 2023 Santiago Pan American Games Gold after winning their semifinal matches at the Arena Parque O'Higgins on Wednesday.

Dominican Republic defeated Argentina 3-1 (16-23, 25-19, 25-20, 25-17) in semifinals, to reach their second consecutive Pan Am Games title match.

Brazil advanced to the final match with a tie-break victory 3-2 (25-17, 22-25, 27-25, 22-25, 15-13) over Mexico.

Both teams are undefeated, with Brazil seeking its fifth title in the history of the Games, while the Caribbean Queens are aiming for their second title.

Mexico will compete for their fourth bronze medal in Pan American Games, facing Argentina, who won the bronze in Lima 2019, their only medal in the history of the Games.

### **Brazil 3, Mexico 2**

Brazil advanced to the final match of the 2023 Santiago Pan American Games with a tie-break victory 3-2 (25-17, 22-25, 27-25, 22-25, 15-13) over Mexico. Brazil will face reigning champions, the Dominican Republic, in the gold medal match. Both teams are undefeated, with Brazil seeking its fifth title in the history of the Games, while the Caribbean Queens are aiming for their second title. Brazil hadn't reached a final since 2015 when they lost to the United States in Toronto. Meanwhile, Mexico will compete for their fourth bronze medal in Pan American Games, facing Argentina, who won the bronze in Lima 2019, their only medal in the history of the Games. Mexico didn't make it easy for Brazil, especially in the third set when Brazil came from behind with a six-point deficit (8-14) for a dramatic 27-25 win. In battled fourth set, Mexico lost two set points (24-20) before forcing the tie-break, where the Brazilians were the ones to fail three match points (14-10) before their thrilling victory. Brazil dominated in blocking, with a significant 20-10 advantage, and committed fewer unforced errors, 34 to 38. Mexico held advantage in attacks, 53 to 50, and in service points, 8 to 3. Brazilian Sabrina Machado was the leading scorer in the match with 27 points (20 attacks, 4 blocks). Lorena Viezel contributed 17 points in the win, including a match-high of 7 points in blocks, and Maira Basso added 10 points. Grecia Castro and Karen Rivera led Mexico with 16 points each, and Aimé Topete added 15 points.

### **Dominican Republic 3, Argentina 1**

Reigning champions Dominican Republic defeated Argentina 3-1 (16-23, 25-19, 25-20, 25-17) in semifinals and is headed to the 2023 Santiago Pan American Games title match undefeated. This is Dominicans second consecutive semifinal win over Argentina at Pan American Games to progress into the gold medal match. Dominican Republic remains undefeated with a 4-0 record. Dominican Republic will face the winner of the semifinal between Brazil and Mexico. Argentina will play their second consecutive bronze medal match at the Games against the loser. In addition to Argentina's consistent offense in serves, alongside effective serves, they took advantage of Dominican Republic's defense errors to win the first set. Dominicans visibly improved in blocking to stabilize their defense and then charged over Argentina into the next three sets for the final four-set win. Outside hitter Brayelin Martinez guided Dominican Republic with 20 points on 18 kills and two blocks. Opposite Gaila Gonzalez joined in with 15 points on 11 kills and a match-high of four blocks. Outside hitter

Yonkaira Peña collected 13 points on 11 kills, one block and one ace. Team captain Daniela Bulaich topped Argentina with 14 points on 13 kills and one ace. Candela Salinas and Maria De La Paz Corbalan contributed with 11 points each.

### **Chile 3, Cuba 0**

Chile beat Cuba 3-0 (25-15, 28-26, 25-17) and will face Colombia for the fifth place. Chile will compete against Colombia for the fifth place of the event, while Cuba will face Puerto Rico for the seventh position. Chile dominated the first and third sets by blocking Cuba's offense, but in the second set, they recovered from a five-point deficit (15-20) and even snatched a set point (23-24) from Cuba for a dramatic 28-26 finish. The hosts led in attacks 47-37, in blocks 10-7, and in serves 5-3. Chile scored 16 points from Cuba's errors and handed out 11. Three Chilean players reached double digits in scoring, with Petra Schwartzman (17), Beatriz Novoa (14), and Karen Morales (11). Yalain De La Peña was the top scorer for Cuba with 12 points.

### **Colombia 3, Puerto Rico 2**

With impressive 39 points from Sofía Cuartas, Colombia defeated Puerto Rico 3-2 (19-25, 22-25, 25-22, 25-21, 15-8) and will battle for the fifth place. Sofía Cuartas' 39 points pushed Colombia to recover from a two-set deficit and clinch the victory in a thrilling five-set match against Puerto Rico. Cuartas improved the 32 points scored by Amanda Coneo in the 2019 Pan American Games in Lima when Colombia defeated Peru. Colombia awaits the winner of the match between Cuba and Chile for the fifth place in the Games. Cuartas' 39 points included 34 attacks, 3 blocks, and 2 aces. Juliana Guardado contributed 20 points on 19 attacks and one block. Neira Ortiz was the top scorer for Puerto Rico with 21 points on 13 attacks, 7 blocks, and one ace. Destiny Skerrett Walker and Ivania Ortiz added 19 and 18 points, respectively. Colombia ended with an advantage of 69 to 64 in attacks, 11 to 10 in blocks, and committed fewer errors, 18 against 22. Puerto Rico prevailed in direct serves, 9 to 4.

## **Actuales campeonas República Dominicana a enfrentarse a Brasil por el Oro de Santiago 2023**

SANTIAGO, Chile, 25 de octubre de 2023.- Las actuales campeonas, República Dominicana se enfrentarán a Brasil por el Oro de los Juegos Panamericanos Santiago 2023 tras ganar las semifinales en la Arena Parque O'Higgins el miércoles.

República Dominicana derrotó a Argentina 3-1 (16-23, 25-19, 25-20, 25-17) en las semifinales, para avanzar a sus segundo juego por el título de Juegos Panamericanos.

Brasil avanzó a la final de los Juegos Panamericanos Santiago 2023 con un triunfo en Tie-break 3-2 (25-17, 22-25, 27-25, 22-25, 15-13) sobre México.

Ambos equipos están invictos, Brasil está buscando su quinto título en la historia de los Juegos, mientras que Las Reinas del Caribe van por su segundo.

México luchará por ganar su cuarta medalla de bronce en Juegos Panamericanos enfrentándose a la Argentina que ganó el bronce en Lima 2019, su única medalla en la historia de los Juegos.



### **Brasil 3, México 2**

Brasil avanzó a la final de los Juegos Panamericanos Santiago 2023 con un triunfo en Tie-break 3-2 (25-17, 22-25, 27-25, 22-25, 15-13) sobre México. Brasil se enfrentará a las actuales campeonas República Dominicana en el partido por la medalla de oro. Ambos equipos están invictos, Brasil está buscando su quinto título en la historia de los Juegos, mientras que Las Reinas del Caribe van por su segundo. Brasil no avanzaba a una final desde 2015 cuando perdió ante los Estados Unidos en Toronto. En tanto, México, luchará por ganar su cuarta medalla de bronce en Juegos Panamericanos enfrentándose a la Argentina que ganó el bronce en Lima 2019, su única medalla en la historia de los Juegos. México no le hizo fácil el partido a Brasil que en el tercer set vino de abajo con un déficit de seis puntos (8-14) para un dramático cierre a 27-25. En un reñido cuarto set, México perdió dos puntos de set (24-20) antes de forzar el tie-break en donde fueron las brasileñas las que le tocó perder tres puntos de partido (14-10) previo al emocionante triunfo. Brasil dominó el bloqueo por una amplia ventaja de 20 a 10 y cometió menos errores no forzados, 34 a 38. México cerró con ventaja en ataques 53 a 50 y en puntos de servicio 8 a 3. La brasileña Sabrina Machado fue la líder en anotaciones del partido con 27 puntos (20 ataques, 4 bloqueos). Lorena Viesel contribuyó 17 puntos al triunfo, incluyendo el máximo en bloques de 7 puntos y Maira Basso aportó 10 puntos. Grecia Castro y Karen Rivera lideraron a México con 16 puntos cada una, y Aimé Topete adicionó 15 puntos.

### **República Dominicana 3, Argentina 1**

Las actuales campeonas, República Dominicana derrotaron a Argentina 3-1 (16-23, 25-19, 25-20, 25-17) en las semifinales y avanzan invictas al partido por el título de los Juegos Panamericanos Santiago 2023. Esta es la segunda victoria consecutiva de la República Dominicana sobre Argentina en las semifinales de unos Juegos Panamericanos, avanzando a la final por la medalla de oro. La República Dominicana sigue invicta con un récord de 4-0. La República Dominicana se enfrentará al ganador de la semifinal entre Brasil y México. Argentina disputará su segundo juego consecutivo por la medalla de bronce de las Justas ante el perdedor. Además de la ofensiva constante en el saque de Argentina, junto a su bloqueo efectivo, aprovecharon los errores defensivos de la República Dominicana para ganar el primer set. Las dominicanas mejoraron visiblemente en el bloqueo para estabilizar su defensa y luego superaron a Argentina en los siguientes tres parciales para lograr la victoria en cuatro sets. La atacante de esquina Brayelin Martínez lideró a República Dominicana con 20 puntos, con 18 ataques y dos bloqueos. La opuesta Gaila González se unió con 15 puntos, incluyendo 11 ataques y un máximo de cuatro bloqueos. La punta Yonkaira Peña sumó 13 puntos con 11 ataques, un bloqueo y un saque directo. La capitana del equipo argentino, Daniela Bulaich, fue su máxima anotadora con 14 puntos, incluyendo 13 ataques y un saque directo. Candela Salinas y María De La Paz Corbalán contribuyeron con 11 puntos cada una.

### **Chile 3, Cuba 0**

Chile venció a Cuba 3-0 (25-15, 28-26, 25-17) y se enfrentará a Colombia por el quinto lugar. Chile disputará el quinto lugar del evento ante Colombia y Cuba se enfrentará a Puerto Rico por la posición siete. Chile dominó el primer y tercer set bloqueando la ofensiva cubana, pero en el segundo se recuperó de un déficit de cinco puntos (15-20) y además arrebató un punto de set (23-24) a Cuba para un dramático cierre a 28-26. Las anfitrionas encabezaron el ataque 47-37, el bloqueo 10-7 y el

servicio 5-3. Chile anotó 16 puntos por errores de Cuba y concedió 11. Tres jugadoras de Chile anotaron dígitos dobles, Petra Schwartzman (17), Beatriz Novoa (14) y Karen Morales (11). Yalain De La Peña fue la máxima anotadora para Cuba con 12 puntos.

### **Colombia 3, Puerto Rico 2**

Con impresionantes 39 puntos de Sofía Cuartas, Colombia se impuso a Puerto Rico 3-2 (19-25, 22-25, 25-22, 25-21, 15-8) y disputará el partido por el quinto lugar. Los 39 puntos de Sofía Cuarta llevaron a Colombia a recuperarse de un déficit de dos sets y llevarse el triunfo en cinco vibrantes sets sobre Puerto Rico. Cuarta superó los 32 puntos que anotó Amanda Coneo en los Juegos Panamericanos de Lima 2019 en el triunfo de Colombia frente a Perú. Colombia espera al ganador del partido entre Cuba y Chile por el quinto lugar de los Juegos. Los 39 puntos de Cuarta incluyeron 34 ataques, 3 bloqueos y 2 saques directos. Juliana Guardado aportó 20 puntos de 19 ataques y un bloqueo. Neira Ortiz fue la máxima anotadora para Puerto Rico con 21 puntos de 13 ataques, el máximo de 7 puntos de bloqueo en el partido y un punto de saque directo. Destiny Skerrett Walker e Ivania Ortiz agregaron 19 y 18 puntos respectivamente. Colombia terminó con ventaja de 69 a 64 en ataques, 11 a 10 en bloqueos y cometió menor número de errores 18 contra 22. Puerto Rico prevaleció en saques directos 9 a 4.



# VOLLEYBALL

## Women's



ARG



BRA



CHI



COL

# Santiago



Juegos  
PanAm | ParapanAm



CUB



DOM



MEX



PUR

## Bulletin No 7

Thursday . October 26<sup>th</sup> ,2023.




# VOLLEYBALL Women's

# Santiago 2023

Juegos PanAm | ParapanAm


## INDIVIDUAL AWARDS



**MVP** 

No 7 Niverka Marte



**1st BEST SPIKER** 

No 20 Brayelin Martinez



**2nd BEST SPIKER** 


No 16 Yonkaira Peña



**1st BEST BLOCKER** 

No 12 Neira Ortiz



**2nd BEST BLOCKER** 

No 4 Lorena Viesel



**BEST SETTER** 


No 12 Ivone Martinez



**BEST DIGGER** 

No 44 Carla Ruz



**LIBERO** 

No 13 Camila Gomez



**BEST RECEIVER** 

No 2 Shara Venegas



**BEST OPPOSITE** 

No 9 Sabrina Machado



**BEST SERVER** 

No 16 Yonkaira Peña



**BEST SCORER** 

No 4 Beatriz Nova



# VOLLEYBALL

## Women's

Santiago  
2023  
Juegos PanAm | ParapanAm

### FINAL RANKING

1. DOMINICAN REPUBLIC  
2. BRAZIL  
3. MEXICO  
4. ARGENTINA 
5. CHILE 
6. COLOMBIA 
7. PUERTO RICO 
8. CUBA 



**Calendario y Formato de Competencia RAMA FEMENINA / Competition Format and Match Schedule WOMEN COMP**

GROUP-A													
No.	Date	Time	Teams		Set	1	2	3	4	5	Total	Time	
1	21-Oct	10:30	BRA	vs	CUB	3-0	25-14	25-16	25-14		75-44	1:16	
2	21-Oct	13:30	PUR	vs	ARG	1-3	17-25	18-25	25-17	19-25	79-92	1:52	
5	22-Oct	10:30	PUR	vs	CUB	0-3	25-20	25-16	25-18		75-54	1:28	
6	22-Oct	13:30	BRA	vs	ARG	3-0	25-13	25-20	25-18		75-51	1:19	
9	23-Oct	10:30	BRA	vs	PUR	3-0	25-15	25-22	25-21		75-58	1:25	
10	23-Oct	13:30	ARG	vs	CUB	3-0	25-23	25-16	25-15		75-54	1:18	
GROUP-B													
No.	Date	Time	Teams		Set	1	2	3	4	5	Total	Time	
3	21-Oct	17:30	COL	vs	MEX	0-3	22-25	13-25	14-25		49-75	1:31	
4	21-Oct	20:30	CHI	vs	DOM	0-3	18-25	17-25	11-25		46-75	1:25	
7	22-Oct	17:30	DOM	vs	MEX	0-3	25-15	25-17	25-19		75-51	1:14	
8	22-Oct	20:30	CHI	vs	COL	3-0	29-27	25-23	25-7		79-57	1:32	
11	23-Oct	17:30	DOM	vs	COL	3-0	25-14	25-18	25-20		75-52	1:13	
12	23-Oct	20:30	CHI	vs	MEX	1-3	26-24	21-25	15-25	18-25	80-99	2:07	
QUATERFINALS													
No.	Date	Time	Teams		Set	1	2	3	4	5	Total	Time	
13	24-Oct	10:30	(MEX) 2ND B	vs	3RD A (PUR)	3-0	25-17	25-17	25-14		75-48	1:18	
14	24-Oct	13:30	(ARG) 2ND A	vs	3RD B (CHI)	3-2	25-19	25-9	21-25	23-25	15-7	109-85	2:13
CLASSIFICATION 5/8													
No.	Date	Time	Teams		Set	1	2	3	4	5	Total	Time	
15	25-Oct	10:30	(COL) 4TH B	vs	LOOSER OF M13 (PUR)	3-2	19-25	22-25	25-22	25-21	15-8	106-101	2:21
16	25-Oct	13:30	(CUB) 4TH A	vs	LOOSER OF M14 OR (CHI)	0-3	15-25	26-28	17-25		58-78	1:23	
SEMIFINALS													
No.	Date	Time	Teams		Set	1	2	3	4	5	Total	Time	
17	25-Oct	17:30	(DOM) 1st. B	vs	WINNER OF M14 (ARG)	3-1	16-25	25-19	25-20	25-17		91-81	1:39
18	25-Oct	20:30	(BRA) 1st. A	vs	WINNER OF M13 (MEX)	3-2	25-17	22-25	27-25	22-25	15-13	111-105	2:31
FINAL CLASSIFICATION 7/8													
No.	Date	Time	Teams		Set	1	2	3	4	5	Total	Time	
19	26-Oct	10:00	(PUR) LOOSER OF M15	vs	LOOSER OF M16 (CUB)	3-0	25-23	26-24	25-19		76-66	1:25	
FINAL CLASSIFICATION 5/6													
No.	Date	Time	Teams		Set	1	2	3	4	5	Total	Time	
20	26-Oct	13:00	(COL) WINNER OF M15	vs	WINNER OF M16 (CHI)	0-3	21-25	20-25	17-25		58-75	1:31	
FINALS													
No.	Date	Time	Teams		Set	1	2	3	4	5	Total	Time	
21	26-Oct	17:00	(ARG) LOSER OF M17	vs	LOSER OF M18 (MEX)	2-3	25-22	25-23	25-22	18-25	13-15	104-109	2:30
22	26-Oct	20:00	(DOM) WINNER OF M17	vs	WINNER OF M18 (BRA)	3-0	26-24	25-16	25-19		76-59	1:33	



**FINAL STANDING**

- 1  Dominican Republic
- 2  Brazil
- 3  Mexico
- 4  Argentina
- 5  Chile
- 6  Colombia
- 7  Puerto Rico
- 8  Cuba

**MATCHES RESULTS**
**Pool A**

No	Date	Teams	Set	Result per set (points)					Total Points	Duration	Spectators
				1	2	3	4	5			
1	21-Oct-2023	BRA - CUB	3-0	25-14	25-16	25-14			75-44	1:17	8000
2	21-Oct-2023	PUR - ARG	1-3	17-25	18-25	25-17	19-25		79-92	1:52	8000
5	22-Oct-2023	PUR - CUB	3-0	25-20	25-16	25-18			75-54	1:33	8000
6	22-Oct-2023	BRA - ARG	3-0	25-13	25-20	25-18			75-51	1:19	9000
9	23-Oct-2023	BRA - PUR	3-0	25-15	25-22	25-21			75-58	1:25	5260
10	23-Oct-2023	ARG - CUB	3-0	25-23	25-16	25-15			75-54	1:18	1200

**Pool B**

No	Date	Teams	Set	Result per set (points)					Total Points	Duration	Spectators
				1	2	3	4	5			
3	21-Oct-2023	COL - MEX	0-3	22-25	13-25	14-25			49-75	1:31	8000
4	21-Oct-2023	CHI - DOM	0-3	18-25	17-25	11-25			46-75	1:24	8000
7	22-Oct-2023	DOM - MEX	3-0	25-15	25-17	25-19			75-51	1:14	12000
8	22-Oct-2023	CHI - COL	3-0	29-27	25-23	25-7			79-57	1:32	12000
11	23-Oct-2023	DOM - COL	3-0	25-14	25-18	25-20			75-52	1:13	8000
12	23-Oct-2023	CHI - MEX	1-3	26-24	21-25	15-25	18-25		80-99	2:07	9000

**Quarterfinals**

No	Date	Teams	Set	Result per set (points)					Total Points	Duration	Spectators
				1	2	3	4	5			
13	24-Oct-2023	MEX - PUR	3-0	25-17	25-17	25-14			75-48	1:19	3412
14	24-Oct-2023	ARG - CHI	3-2	25-19	25-9	21-25	23-25	15-7	109-85	2:13	6000

### Classification 5-8

No	Date	Teams	Set	Result per set (points)					Total Points	Duration	Spectators
				1	2	3	4	5			
15	25-Oct-2023	COL - PUR	3-2	19-25	22-25	25-22	25-21	15-8	106-101	2:21	3500
16	25-Oct-2023	CUB - CHI	0-3	15-25	26-28	17-25			58-78	1:23	5000

### Semifinals

No	Date	Teams	Set	Result per set (points)					Total Points	Duration	Spectators
				1	2	3	4	5			
17	25-Oct-2023	DOM - ARG	3-1	16-25	25-19	25-20	25-17		91-81	1:38	9500
18	25-Oct-2023	BRA - MEX	3-2	25-17	22-25	27-25	22-25	15-13	111-105	2:31	5500

### Final 7-8

No	Date	Teams	Set	Result per set (points)					Total Points	Duration	Spectators
				1	2	3	4	5			
19	26-Oct-2023	PUR - CUB	3-0	25-23	26-24	25-19			76-66	1:25	4000

### Final 5-6

No	Date	Teams	Set	Result per set (points)					Total Points	Duration	Spectators
				1	2	3	4	5			
20	26-Oct-2023	COL - CHI	0-3	21-25	20-25	17-25			58-75	1:31	7000

### Final 3-4

No	Date	Teams	Set	Result per set (points)					Total Points	Duration	Spectators
				1	2	3	4	5			
21	26-Oct-2023	ARG - MEX	2-3	25-22	23-25	25-22	18-25	13-15	104-109	2:30	14500

### Final 1-2

No	Date	Teams	Set	Result per set (points)					Total Points	Duration	Spectators
				1	2	3	4	5			
22	26-Oct-2023	DOM - BRA	3-0	26-24	25-16	25-19			76-59	1:33	15000

## TEAM RANKING



## Pool A

Rk	Code	Team	Matches				Pts	Results details						Sets			Points		
			W	L	T			3-0	3-1	3-2	2-3	1-3	0-3	W	L	Ratio	W	L	Ratio
1	BRA	Brazil	3	0	3	15	3	0	0	0	0	0	9	0	MAX	225	153	1.470	
2	ARG	Argentina	2	1	3	9	1	1	0	0	0	1	6	4	1.500	218	208	1.048	
3	PUR	Puerto Rico	1	2	3	6	1	0	0	0	1	1	4	6	0.666	212	221	0.959	
4	CUB	Cuba	0	3	3	0	0	0	0	0	0	3	0	9	0.000	152	225	0.675	

## Pool B

Rk	Code	Team	Matches				Pts	Results details						Sets			Points		
			W	L	T			3-0	3-1	3-2	2-3	1-3	0-3	W	L	Ratio	W	L	Ratio
1	DOM	Dominican Republic	3	0	3	15	3	0	0	0	0	0	9	0	MAX	225	149	1.510	
2	MEX	Mexico	2	1	3	9	1	1	0	0	0	1	6	4	1.500	225	204	1.102	
3	CHI	Chile	1	2	3	6	1	0	0	0	1	1	4	6	0.666	205	231	0.887	
4	COL	Colombia	0	3	3	0	0	0	0	0	0	3	0	9	0.000	158	229	0.689	

**Match:** 19    **Date:** 26/10/2023    **Spectators:** 4,000  
**City:** Santiago de Chile  
**Hall:** Arena Parque O'Higgins  
**Match duration:** **Start:** 10:00    **End:** 11:25    **Total:** 1:25

Teams	Sets	1	2	3	4	5	Total
<b>PUR</b>	<b>3</b>	25	26	25			76
<b>CUB</b>	<b>0</b>	23	24	19			66
<b>Duration:</b>		0:26	0:29	0:24			1:19

**Referees:** 1st: Pedro Fabian Concia (ARG) 2nd: Silvio Silveira (BRA)  
 Challenge: Paulo Turci (BRA)

PUR - Puerto Rico															
No	Name	Pos.	Line-up					Points by set					T.		
			1	2	3	4	5	1	2	3	4	5			
1	Fuentes	S			16	16									
2	Venegas (C) (L)	L	L	L	L										
5	Rivera	S	3	2	3		1	2						3	
6	Walker	OH	4	3	4		5	5	3					13	
8	Rojas	MB													
10	Ortiz	OH	1	6	1		3	6	6					15	
12	Ortiz	MB	5	4	5		3	4	5					12	
13	Soto	OP		5											
15	Guibert	MB	2	1	2		1	2	2					5	
16	Rivera	OH	6	5	6			3	3					6	
17	Castillo	MB			5										
20	Cerame	OH	15	15	15										

**Coach:** Juan Carlos Rodriguez Morales  
**Assistant:** Galarza Eduardo

CUB - Cuba														
No	Name	Pos.	Line-up					Points by set					T.	
			1	2	3	4	5	1	2	3	4	5		
1	Grafort	OP			4									
4	Lianet	MB			19									
5	Martinez	MB	6	6	6		5	3	3					11
6	De la Peña	OH	4	4	9		4	5	1					10
9	Mia	S	22	1	1									
10	Alejandra	OP	16	16	16			2	2					4
16	Leyva	OH	5	5	5		3	6	1					10
19	Suarez (C)	MB	3	3	3		3	2	1					6
22	Hernandez	S	1		1		1							1
25	Vila	OH	2	2	2		3	5	6					14
26	Ruiz (L)	L	L	L	L									
27	Liz	OH												

**Coach:** Leivis Osmani Garcia Leon  
**Assistant:** Latamblet Daudinot Norka

**TEAMS AND PLAYERS PERFORMANCES**

Won Points	Total Atts	No Name	Scoring Skills	Won Points	Total Atts	No Name
<b>43</b>	<b>110</b>	<b>Total Team</b>		<b>42</b>	<b>95</b>	<b>Total Team</b>
15	33	10 Ortiz	<b>Attack</b>	14	23	25 Vila
13	32	6 Walker		10	22	16 Leyva
8	18	12 Ortiz		7	20	6 De la Peña
<b>5</b>	<b>32</b>	<b>Total Team</b>	<b>Block</b>	<b>13</b>	<b>46</b>	<b>Total Team</b>
3	9	15 Guibert		5	13	19 Suarez
2	7	12 Ortiz		4	15	5 Martinez
0	0	1 Fuentes	<b>Serve</b>	3	6	6 De la Peña
<b>6</b>	<b>74</b>	<b>Total Team</b>		<b>1</b>	<b>68</b>	<b>Total Team</b>
3	18	5 Rivera		1	11	5 Martinez
2	11	12 Ortiz	<b>Opp. error</b>	0	3	1 Grafort
1	7	15 Guibert		0	1	4 Lianet
<b>22</b>		<b>Total Team</b>		<b>10</b>		<b>Total Team</b>
<b>76</b>	<b>216</b>	<b>Total Team</b>	<b>Total</b>	<b>66</b>	<b>209</b>	<b>Total Team</b>
15	47	10 Ortiz	<b>Best scorers</b>	14	41	25 Vila
13	48	6 Walker		11	37	5 Martinez
12	36	12 Ortiz		10	33	6 De la Peña

■ Starting line-up with position    Atts = Attempts    (C) = Captain    MB = Middle blocker    S = Setter  
 □ Substitute with shirt number    Opp. = Opponent    (L) / L = Libero    OP = Opposite    OH = Outside Hitter





**Match:** 21    **Date:** 26/10/2023    **Spectators:** 14,500  
**City:** Santiago de Chile  
**Hall:** Arena Parque O'Higgins  
**Match duration:** **Start:** 17:00    **End:** 19:30    **Total:** 2:30

Teams	Sets	1	2	3	4	5	Total
<b>ARG</b>	<b>2</b>	25	23	25	18	13	104
<b>MEX</b>	<b>3</b>	22	25	22	25	15	109
<b>Duration:</b>		0:27	0:28	0:31	0:30	0:22	2:18

**Referees:** 1st: Yuri R. Ramirez Ortiz (DOM) 2nd: Misael Galindo Reytez (COL)  
 Challenge: Ronald Stahl Jr. (USA)

ARG - Argentina															
No	Name	Pos.	Line-up					Points by set					T.		
			1	2	3	4	5	1	2	3	4	5			
1	Vera	S	11	11	11	11	11								
5	Salinas	OH	1	1	6	22	5	4	3	2	2	2		13	
8	Cosulich	S	3	3	2	3	1								
10	Bulaich (C)	OH	4	4	3	4	2	6	3	2	2	2		15	
11	Corbalan	OP	6	6	5	6	4	3	5	4	2	1		15	
12	Rizzo (L)	L	L	L	L	L	L								
13	Farriol	MB	5	5	4	5	3	1	3	4	2	2		12	
18	Lopez	OH			8	8	8				3	1		4	
20	Pelozo	OH			10										
22	Perez	OH	8	8	5	1			1	2	1			4	
23	Studer	MB				24									
24	Garcia	MB	2	2	1	2	6	3	4	5	1	1		14	

**Coach:** Daniel Jorge Castellani  
**Assistant:** Morando Facundo

MEX - Mexico															
No	Name	Pos.	Line-up					Points by set					T.		
			1	2	3	4	5	1	2	3	4	5			
1	Martinez	S	6	6	6	6	6						1	1	2
4	Rodriguez	OP	1			1	1								
6	Castro	OH	1	1	1	1	1	6	3	8	4	5		26	
9	Vela	S	15												
10	Siller	OH													
11	Urias (C)	MB	5	5	5	5	5	2	4	1	4	3		14	
12	Landeros (L)	L	L	L	L	L	L								
15	Rivera	OP	3	3	3	3	3	4	7	6	4	2		23	
16	Muñoz	OH	33	33											
20	Topete	OH	4	4	4	4	4	2	3	4	8	3		20	
30	Marquez	MB	1												
33	F. Gamez	MB	2	2	2	2	2	3	2		2			7	

**Coach:** Nicola Negro  
**Assistant:** Leon Lopez Luis

**TEAMS AND PLAYERS PERFORMANCES**

Won Points	Total Atts	No Name
<b>65</b>	<b>163</b>	<b>Total Team</b>
15	50	10 Bulaich
15	34	11 Corbalan
12	24	5 Salinas
<b>12</b>	<b>73</b>	<b>Total Team</b>
8	20	24 Garcia
2	20	13 Farriol
1	4	5 Salinas
<b>0</b>	<b>105</b>	<b>Total Team</b>
0	5	1 Vera
0	13	5 Salinas
0	17	8 Cosulich
<b>27</b>		<b>Total Team</b>
<b>104</b>	<b>341</b>	<b>Total Team</b>

Scoring Skills
<b>Attack</b>
<b>Block</b>
<b>Serve</b>
<b>Opp. error</b>
<b>Total</b>

Won Points	Total Atts	No Name
<b>78</b>	<b>191</b>	<b>Total Team</b>
22	52	6 Castro
20	60	20 Topete
19	45	15 Rivera
<b>8</b>	<b>59</b>	<b>Total Team</b>
4	23	11 Urias
1	4	1 Martinez
1	5	6 Castro
<b>6</b>	<b>108</b>	<b>Total Team</b>
3	21	6 Castro
3	19	15 Rivera
0	13	1 Martinez
<b>17</b>		<b>Total Team</b>
<b>109</b>	<b>358</b>	<b>Total Team</b>

15	71	10 Bulaich
15	54	11 Corbalan
14	43	24 Garcia

Best scorers
26
23
20

26	78	6 Castro
23	70	15 Rivera
20	80	20 Topete

■ Starting line-up with position    Atts = Attempts    (C) = Captain    MB = Middle blocker    S = Setter  
 □ Substitute with shirt number    Opp. = Opponent    (L) / L = Libero    OP = Opposite    OH = Outside Hitter



**Match:** 22    **Date:** 26/10/2023    **Spectators:** 15,000  
**City:** Santiago de Chile  
**Hall:** Arena Parque O'Higgins  
**Match duration:** **Start:** 20:15    **End:** 21:48    **Total:** 1:33

Teams	Sets	1	2	3	4	5	Total
<b>DOM</b>	<b>3</b>	26	25	25			76
<b>BRA</b>	<b>0</b>	24	16	19			59
<b>Duration:</b>		0:34	0:26	0:27			1:27

**Referees:** 1st: Cinthya Hernandez Rojas (CRC) 2nd: Reynaldo Careaga Burgos (CHI)  
 Challenge: Ronald Stahl Jr. (USA)

DOM - Dominican Republic													
No	Name	Pos.	Line-up					Points by set					T.
			1	2	3	4	5	1	2	3	4	5	
1	Arias	MB	2	6	6			4	1	2			7
3	Eve	MB			7								
4	Peralta	OH	1										
5	Castillo (L)	L	L	L	L								
7	Marte (C)	S	3	1	1		1						1
12	Perez	S											
16	Peña Isabel	OH	1	5	5		3	5	5				13
18	De La Cruz	OH	23		1		1						1
20	Martinez	OH	4	2	2		6	3	2				11
21	Martinez	MB	5	3	3		4	3	4				11
23	Gonzalez	OP	6	4	4			8	4				12
25	Martinez	OH	21	1	21				1				1

**Coach:** Marcos Kwiek  
**Assistant:** Rocha Pacheco Wagner Roberto

BRA - Brazil													
No	Name	Pos.	Line-up					Points by set					T.
			1	2	3	4	5	1	2	3	4	5	
1	Naiane (C)	S	6	1	6			1					1
2	Carol	S		1	9								
3	Maiara	OH	1	2	1		2		1				3
4	Lorena	MB	5	6	5		4	2	2				8
5	Talia	OH	4	15				1					1
7	Aline	OH	12		10								
9	Sabrina	OP	3	4	3		5	3	6				14
10	Tainara	OP	1	3	4			3	3				6
11	Luzia	MB		12	2								
12	Larissa	MB	2	3			4						4
15	Helena	OH	4	5	1		2		1				3
22	Lais (L)	L	L	L	L								

**Coach:** Paulo Do Rego Barros Junior  
**Assistant:** Coppini Fernandes Wagner Luiz

**TEAMS AND PLAYERS PERFORMANCES**

Won Points	Total Atts	No Name	Scoring Skills	Won Points	Total Atts	No Name
<b>43</b>	<b>96</b>	<b>Total Team</b>		<b>31</b>	<b>94</b>	<b>Total Team</b>
11	25	23 Gonzalez	<b>Attack</b>	14	32	9 Sabrina
10	25	16 Peña Isabel		5	15	10 Tainara
10	25	20 Martinez		3	16	3 Maiara
<b>11</b>	<b>45</b>	<b>Total Team</b>	<b>Block</b>	<b>8</b>	<b>36</b>	<b>Total Team</b>
4	13	1 Arias		5	12	4 Lorena
3	12	21 Martinez		1	2	10 Tainara
2	8	16 Peña Isabel	1	9	12 Larissa	
<b>3</b>	<b>75</b>	<b>Total Team</b>	<b>Serve</b>	<b>1</b>	<b>60</b>	<b>Total Team</b>
1	12	16 Peña Isabel		1	8	12 Larissa
1	16	20 Martinez		0	12	1 Naiane
1	7	25 Martinez	0	0	2 Carol	
<b>19</b>		<b>Total Team</b>	<b>Opp. error</b>	<b>19</b>		<b>Total Team</b>
<b>76</b>	<b>216</b>	<b>Total Team</b>	<b>Total</b>	<b>59</b>	<b>190</b>	<b>Total Team</b>
13	45	16 Peña Isabel	<b>Best scorers</b>	14	42	9 Sabrina
12	38	23 Gonzalez		8	26	4 Lorena
11	47	20 Martinez		6	20	10 Tainara

■ Starting line-up with position    Atts = Attempts    (C) = Captain    MB = Middle blocker    S = Setter  
 □ Substitute with shirt number    Opp. = Opponent    (L) / L = Libero    OP = Opposite    OH = Outside Hitter



## Best Scorers

Rk	No	Name	Pos.	Team	Attack	Block	Serve	Total
1	4	Novoa Beatriz	OH	CHI	95	10	6	111
2	6	Castro López Grecia Esther	OH	MEX	100	2	6	108
3	15	Rivera Herrera Karen Paola	OP	MEX	83	3	7	93
4	9	Machado Sabrina	OP	BRA	74	7	4	85
5	20	Topete Pardo Aime Margarita	OH	MEX	67	7	3	77
6	12	Ortiz Neira	MB	PUR	47	25	4	76
7	10	Bulaich Simian Daniela	OH	ARG	69	2	3	74
11	11	Corbalan Maria De La Paz	OP	ARG	69	4	1	74
9	15	Schwartzman Hechenleitner Petra	OP	CHI	62	8	3	73
10	12	Cuartas Piñeres Sofía	OP	COL	62	4	6	72
11	16	Peña Isabel Yonkaira Paola	OH	DOM	56	9	6	71
12	10	Ortiz Ivania	OH	PUR	61	1	5	67
13	11	Urias Jocelyn	MB	MEX	40	16	4	60
16	16	Rivera Stephanie	OH	PUR	53	5	2	60
15	13	Farriol Bianca	MB	ARG	44	9	4	57
20	20	Martinez Brayelin Elizabeth	OH	DOM	48	7	2	57
17	23	Gonzalez Lopez Gaila Ceneida	OP	DOM	43	7	6	56
18	24	Garcia Avril	MB	ARG	30	23	2	55
19	4	Viezel Lorena Giovana	MB	BRA	34	19	1	54
20	25	Vila Wittingham Ivy May	OH	CUB	46	0	3	49
21	5	Salinas Candela Sol	OH	ARG	42	4	2	48
22	30	Laguado Raigosa Juliana	OH	COL	42	2	1	45
6	6	Skerrett Walker Destiny Angelie	OH	PUR	42	2	1	45
24	6	De La Peña Gonzalez Yalain Regla	OH	CUB	35	7	2	44
25	3	Basso Maiara	OH	BRA	38	2	2	42
26	6	Morales Villalobos Karen Belen	MB	CHI	31	6	2	39
9	9	Ospino Montero Maira Alejandra	MB	COL	33	5	1	39
33	33	Flores Gamez Karina Angelica	MB	MEX	25	7	7	39
29	22	Perez Dalma Nicole	OH	ARG	32	6	0	38
30	21	Martinez Jineiry	MB	DOM	28	8	0	36
31	7	Aylwin Debarca Dominga	OH	CHI	32	0	3	35
5	5	Martinez Hernandez Dayana	MB	CUB	25	9	1	35
33	15	Wenk Hoengen Helena	OH	BRA	22	7	2	31
34	18	Agudelo Marin Paulina	MB	COL	22	5	3	30
35	12	Besen Larissa	MB	BRA	14	12	2	28
36	1	Arias Perez Candida Estefany	MB	DOM	13	9	5	27
37	15	Guibert Rivera Alana Antonela	MB	PUR	12	11	3	26
38	10	Gomez Chacon Alejandra	OP	CUB	18	4	2	24
39	19	Suarez Hernandez Laura Beatriz	MB	CUB	12	11	0	23
40	9	Sandrock Cox Elisa	MB	CHI	9	13	0	22
16	16	Castillo Leyva Thainalien	OH	CUB	21	1	0	22
42	13	Soto Gonzalez Camila	OP	PUR	18	1	2	21
43	2	Giglio Bataller Florencia	OH	CHI	15	3	1	19
44	18	Lopez Daiana	OH	ARG	18	0	0	18
45	10	Lemes Santos Tainara	OP	BRA	14	2	0	16
5	5	Rivera Wilmarie	S	PUR	8	2	6	16
47	3	Eve Mejia Lisvel Elisa	MB	DOM	14	0	1	15
48	12	Vallebuona Moreno Isabella	S	CHI	6	3	5	14
28	28	Arroyave Gomez Isabella	OH	COL	8	4	2	14
50	21	Manco Gonzalez Doris	S	COL	6	5	0	11
<b>Total tournament</b>					1,900	345	164	2,409





## Best Attackers

Limit: 15.00%

Rk	No	Name	Pos.	Team	Attacks	Faults	Shots	Total Attempts	Succ. %
1	20	Martinez Brayelin Elizabeth	OH	DOM	48	5	46	99	48.48
2	9	Machado Sabrina	OP	BRA	74	19	64	157	47.13
3	16	Peña Isabel Yonkaira Paola	OH	DOM	56	18	54	128	43.75
4	25	Vila Wittingham Ivy May	OH	CUB	46	12	51	109	42.20
5	6	Castro López Grecia Esther	OH	MEX	100	38	99	237	42.19
6	23	Gonzalez Lopez Gaila Ceneida	OP	DOM	43	13	51	107	40.19
7	15	Rivera Herrera Karen Paola	OP	MEX	83	35	97	215	38.60
8	4	Novoa Beatriz	OH	CHI	95	27	126	248	38.31
9	11	Corbalan Maria De La Paz	OP	ARG	69	13	100	182	37.91
10	3	Basso Maiara	OH	BRA	38	22	44	104	36.54
<b>Total tournament</b>					1,900	754	2,489	5,143	36.94



## Best Blockers

Rk	No	Name	Pos.	Team	Kill Blocks	Faults	Rebounds	Total Attempts	Avg. by set
1	12	Ortiz Neira	MB	PUR	25	22	44	91	1.19
2	4	Viezel Lorena Giovana	MB	BRA	19	17	17	53	1.12
3	24	Garcia Avril	MB	ARG	23	30	27	80	0.96
4	19	Suarez Hernandez Laura Beatriz	MB	CUB	11	16	18	45	0.73
5	12	Besen Larissa	MB	BRA	12	12	31	55	0.71
6	11	Urias Jocelyn	MB	MEX	16	22	41	79	0.70
7	9	Sandrock Cox Elisa	MB	CHI	13	10	15	38	0.62
8	5	Martinez Hernandez Dayana	MB	CUB	9	22	20	51	0.60
9	1	Arias Perez Candida Estefany	MB	DOM	9	12	14	35	0.56
16	Peña Isabel Yonkaira Paola	OH	DOM	9	13	4	26	0.56	
<b>Total tournament</b>					345	695	762	1,802	2.24



## Best Servers

Rk	No	Name	Pos.	Team	Aces	Faults	Serve Hits	Total Attempts	Avg. by set
1	16	Peña Isabel Yonkaira Paola	OH	DOM	6	8	55	69	0.38
	23	Gonzalez Lopez Gaila Ceneida	OP	DOM	6	12	47	65	0.38
3	12	Cuartas Piñeres Sofia	OP	COL	6	2	32	40	0.35
4	1	Arias Perez Candida Estefany	MB	DOM	5	10	23	38	0.31
5	15	Rivera Herrera Karen Paola	OP	MEX	7	15	72	94	0.30
	33	Flores Gamez Karina Angelica	MB	MEX	7	24	57	88	0.30
7	4	Novoa Beatriz	OH	CHI	6	3	65	74	0.29
	5	Rivera Wilmarie	S	PUR	6	11	65	82	0.29
9	6	Castro López Grecia Esther	OH	MEX	6	11	70	87	0.26
10	12	Vallebuona Moreno Isabella	S	CHI	5	7	38	50	0.24
<b>Total tournament</b>					164	385	2,741	3,290	1.06



## Best Diggers

Rk	No	Name	Pos.	Team	Digs	Faults	Receptions	Total Attempts	Avg. by set
1	44	Ruz Carla	L	CHI	148	28	15	191	7.05
2	13	Gomez Camila	L	COL	104	18	15	137	6.12
3	12	Rizzo Tatiana Soledad	L	ARG	139	19	11	169	5.79
4	2	Venegas Shara	L	PUR	121	19	12	152	5.76
5	5	Castillo Brenda	L	DOM	92	11	8	111	5.75
6	22	Vasques Lais	L	BRA	83	15	4	102	4.88
7	26	Ruiz Pis Yamilena	L	CUB	65	28	9	102	4.33
8	12	Landeros Palacios Joseline	L	MEX	74	18	2	94	3.22
9	20	Topete Pardo Aime Margarita	OH	MEX	70	15	2	87	3.04
10	25	Vila Wittingham Ivy May	OH	CUB	45	5	2	52	3.00
<b>Total tournament</b>					2,560	671	307	3,538	16.62



## Best Setters

Rk	No	Name	Pos.	Team	Running Sets	Faults	Still Sets	Total Attempts	Avg. by set
1	1	Martinez Villareal Ivone	S	MEX	111	2	502	615	4.83
2	1	Rios Naiane De Almeida	S	BRA	69	4	351	424	4.06
3	5	Rivera Wilmarie	S	PUR	67	0	517	584	3.19
4	7	Marte Frica Niverka Dharlenis	S	DOM	42	0	308	350	2.63
5	8	Cosulich Martínez María Luz	S	ARG	43	2	428	473	1.79
6	1	Vera Tatiana	S	ARG	23	0	163	186	0.96
7	22	Hernandez Rojas Lisbeysis Ines	S	CUB	12	11	239	262	0.80
8	14	Velasquez Angie	S	COL	10	1	255	266	0.59
9	5	Salinas Limaco Paula	S	CHI	12	2	247	261	0.57
10	12	Vallebuona Moreno Isabella	S	CHI	8	3	314	325	0.38
<b>Total tournament</b>					416	48	4,605	5,069	2.70



## Best Receivers

Limit: 20.00%

Rk	No	Name	Pos.	Team	Excellents	Faults	Serve Receptions	Total Attempts	Eff. %
1	2	Venegas Shara	L	PUR	50	0	42	92	54.35
2	12	Rizzo Tatiana Soledad	L	ARG	52	2	51	105	47.62
3	20	Topete Pardo Aime Margarita	OH	MEX	65	3	64	132	46.97
4	4	Novoa Beatriz	OH	CHI	82	6	85	173	43.93
5	16	Rivera Stephanie	OH	PUR	44	3	48	95	43.16
6	3	Basso Maiara	OH	BRA	56	10	49	115	40.00
7	10	Ortiz Ivania	OH	PUR	63	2	99	164	37.20
8	6	Castro López Grecia Esther	OH	MEX	69	7	99	175	35.43
9	22	Vasques Lais	L	BRA	32	3	48	83	34.94
10	16	Peña Isabel Yonkaira Paola	OH	DOM	38	2	64	104	34.62
<b>Total tournament</b>					1,186	164	1,554	2,904	35.19





## Best Liberos

Rk	No	Name	Pos.	Team	Excellents	Faults	In Play	Total Attempts	Avg. by set
1	13	Gomez Camila	L	COL	157	29	73	259	9.24
2	44	Ruz Carla	L	CHI	183	30	56	269	8.71
3	2	Venegas Shara	L	PUR	171	19	54	244	8.14
4	5	Castillo Brenda	L	DOM	130	12	13	155	8.13
5	12	Rizzo Tatiana Soledad	L	ARG	191	21	62	274	7.96
6	26	Ruiz Pis Yamilena	L	CUB	110	39	76	225	7.33
7	22	Vasques Lais	L	BRA	115	18	52	185	6.76
8	12	Landeros Palacios Joseline	L	MEX	120	23	19	162	5.22
9	16	Muñoz Delgadillo Angela Paulet	OH	MEX	43	9	13	65	1.87
<b>Total tournament</b>					1,220	200	418	1,838	7.92



## Best Scorers

Rk	Team	Attack	Block	Serve	Total
1	MEX Mexico	322	41	29	392
2	ARG Argentina	309	49	19	377
3	CHI Chile	255	45	26	326
4	PUR Puerto Rico	244	48	26	318
5	DOM Dominican Republic	211	43	25	279
6	BRA Brazil	203	56	15	274
7	COL Colombia	186	26	15	227
8	CUB Cuba	170	37	9	216
<b>Total tournament</b>		<b>1,900</b>	<b>345</b>	<b>164</b>	<b>2,409</b>



## Best Attackers

Limit: 15.00%

Rk	Team	Attacks	Faults	Shots	Total Attempts	Succ. %
1	DOM Dominican Republic	211	57	206	474	44.51
2	BRA Brazil	203	85	210	498	40.76
3	MEX Mexico	322	120	391	833	38.66
4	ARG Argentina	309	93	402	804	38.43
5	CUB Cuba	170	79	231	480	35.42
6	CHI Chile	255	95	375	725	35.17
7	COL Colombia	186	103	285	574	32.40
8	PUR Puerto Rico	244	122	389	755	32.32
<b>Total tournament</b>		<b>1,900</b>	<b>754</b>	<b>2,489</b>	<b>5,143</b>	<b>36.94</b>



## Best Blockers

Rk	Team	Kill Blocks	Faults	Rebounds	Total Attempts	Avg. by set
1	BRA Brazil	56	65	92	213	3.29
2	DOM Dominican Republic	43	81	84	208	2.69
3	CUB Cuba	37	71	62	170	2.47
4	PUR Puerto Rico	48	97	118	263	2.29
5	CHI Chile	45	83	76	204	2.14
6	ARG Argentina	49	113	123	285	2.04
7	MEX Mexico	41	97	125	263	1.78
8	COL Colombia	26	88	82	196	1.53
<b>Total tournament</b>		<b>345</b>	<b>695</b>	<b>762</b>	<b>1,802</b>	<b>2.24</b>





## Best Servers

Rk	Team	Aces	Faults	Serve Hits	Total Attempts	Avg. by set
1	DOM Dominican Republic	25	50	311	386	1.56
2	MEX Mexico	29	77	404	510	1.26
3	CHI Chile	26	43	372	441	1.24
	PUR Puerto Rico	26	44	369	439	1.24
5	BRA Brazil	15	47	329	391	0.88
	COL Colombia	15	29	283	327	0.88
7	ARG Argentina	19	65	427	511	0.79
8	CUB Cuba	9	30	246	285	0.60
<b>Total tournament</b>		164	385	2,741	3,290	1.06



## Best Diggers

Rk	Team	Digs	Faults	Receptions	Total Attempts	Avg. by set
1	MEX Mexico	428	86	21	535	18.61
2	CHI Chile	363	112	59	534	17.29
3	ARG Argentina	412	112	38	562	17.17
4	PUR Puerto Rico	359	111	47	517	17.10
5	COL Colombia	286	66	48	400	16.82
6	DOM Dominican Republic	246	52	28	326	15.38
7	BRA Brazil	259	58	35	352	15.24
8	CUB Cuba	207	74	31	312	13.80
<b>Total tournament</b>		2,560	671	307	3,538	16.62



## Best Setters

Rk	Team	Running Sets	Faults	Still Sets	Total Attempts	Avg. by set
1	MEX Mexico	117	5	682	804	5.09
2	BRA Brazil	70	5	424	499	4.12
3	PUR Puerto Rico	69	2	668	739	3.29
4	ARG Argentina	66	5	715	786	2.75
5	DOM Dominican Republic	42	0	410	452	2.63
6	CUB Cuba	16	21	462	499	1.07
7	CHI Chile	20	6	699	725	0.95
8	COL Colombia	16	4	545	565	0.94
<b>Total tournament</b>		416	48	4,605	5,069	2.70



## Best Receivers

Limit: 20.00%

Rk	Team	Excellents	Faults	Serve Receptions	Total Attempts	Eff. %
1	MEX Mexico	201	18	199	418	43.78
2	PUR Puerto Rico	182	13	224	419	40.33
3	DOM Dominican Republic	102	12	127	241	37.34
4	CHI Chile	174	25	209	408	36.52
5	BRA Brazil	117	17	148	282	35.46
6	ARG Argentina	158	15	260	433	33.03
7	COL Colombia	138	41	179	358	27.09
8	CUB Cuba	114	23	208	345	26.38
<b>Total tournament</b>		1,186	164	1,554	2,904	35.19



## Best Liberos

Rk	Team	Excellents	Faults	In Play	Total Attempts	Avg. by set
1	COL Colombia	157	29	73	259	9.24
2	CHI Chile	183	30	56	269	8.71
3	PUR Puerto Rico	171	19	54	244	8.14
4	DOM Dominican Republic	130	12	13	155	8.13
5	ARG Argentina	191	21	62	274	7.96
6	CUB Cuba	110	39	76	225	7.33
7	MEX Mexico	163	32	32	227	7.09
8	BRA Brazil	115	18	52	185	6.76
<b>Total tournament</b>		1,220	200	418	1,838	7.92



## **Dominican Republic Wins second consecutive Pan Am Games Gold Medal beating Brazil**

SANTIAGO, Chile, October 26, 2023. - Dominican Republic won its second consecutive Gold Medal at the Pan American Games after defeating Brazil 3-0 (26-24, 25-16, 25-19) in the final of the Women's Volleyball tournament at the 19th edition of the Games Santiago 2023, held at the Arena Parque O'Higgins.

The Dominican Republic has now earned three gold medals in the history of the Pan American Games (Santo Domingo 2003, Lima 2019, and Santiago 2023) and also holds a bronze medal from Toronto 2015. For Brazil, this is their third bronze medal (Mexico 1955, San Juan 1979, Santiago 2023).

Dominican Republic finished the event undefeated 5-0 and Brazil with a 4-1 win-loss record.

After 48 years, Mexico won a medal at the Pan American Games by defeating Argentina in five sets 3-2 (22-25, 25-23, 22-25, 25-18, 15-13) for the bronze medal. The last time Mexico reached a Pan American Games podium was in 1975 when they won the bronze medal against Canada. Mexico also won bronze medals in Cali 1971 and Sao Paulo 1955. Their first-ever medal was gold in 1955.

**MVP**, Niverka Marte (DOM)

**1<sup>st</sup> Best Spiker**, Brayelin Martinez (DOM)

**2<sup>nd</sup> Best Spiker**, Yonkaira Peña (DOM)

**1<sup>st</sup> Best Blocker**, Neila Ortiz (PUR)

**2<sup>nd</sup> Best Blocker**, Lorena Viezel (BRA)

**Best Setter**, Ivone Martinez (MEX)

**Best Opposite**, Sabrina Machado (BRA)

**Best Libero**, Camila Gomez (COL)

**Best Receiver**, Shara Venegas (PUR)

**Best Digger**, Carla Ruz (CHI)

**Best Server**, Yonkaira Peña (DOM)

**Best Scorer**, Beatriz Novoa (CHI)

## **Gold Medal Dominican Republic 3, Brazil 0**

Dominican Republic won its second consecutive Gold Medal at the Pan American Games after defeating Brazil 3-0 (26-24, 25-16, 25-19). The Dominican Republic has now earned three gold medals in the history of the Pan American Games (Santo Domingo 2003, Lima 2019, and Santiago 2023) and also holds a bronze medal from Toronto 2015. For Brazil, this is their third bronze medal (Mexico 1955, San Juan 1979, Santiago 2023). Dominican Republic finished the event undefeated 5-0 and Brazil with a 4-1 win-loss record. In the first set, the Dominican Republic came from behind 14-17 as Brazil, led by outside hitter Sabrina Machado and middle blocker Lorena Viezel, had the lead. However, thanks to the offensive efforts of the Martinez sisters, Brayelin and Jineiry, along with Candida Arias, the Dominicans tied the score at 17 points, and went on to win a thrilling 26-24 finish. In the second set, opposite hitter Gaila González and outside hitter Yonkaira Peña joined the Dominican offensive, neutralizing Brazil and building a significant lead of 15-7, which proved unbeatable. Despite Dominicans offensive errors, Sabrina Machado and Tainara helped Brazil recover from a four-point deficit (6-10) in the third set. Lorena, with precise blocking, contributed

to keeping the score tied at 13 points. Eventually, the Dominican Republic regained control, sealing the gold medal with a direct serve point from Brayelin Martínez and a comfortable 25-19 lead. The Dominicans outperformed Brazil in every skill of the game, kills (43-31), blocking (11-8), and serves (3-1). Both teams committed 19 unforced errors. Outside hitter Yonkaira Peña led the Dominican offense with 13 points, followed by opposite Gaila González with 12 points and outside hitter Brayelin Martínez with 11 points. The top scorer of the match was Brazilian Sabrina Machado with 14 points. Middle blocker Lorena Viezel scored a match-high of 5 points on blocks.

### **Bronze Medal Mexico 3, Argentina 2**

After 48 years, Mexico won a medal at the Pan American Games by defeating Argentina in five sets 3-2 (22-25, 25-23, 22-25, 25-18, 15-13) for the bronze medal. The last time Mexico reached a Pan American Games podium was in 1975 when they won the bronze medal against Canada. Mexico also won bronze medals in Cali 1971 and Sao Paulo 1955. Their first-ever medal was gold in 1955. Mexico recovered from an unstable start in the first set. Argentina, led by their captain Daniela Bulaich and outside hitter Candela Salinas, took a 6-point lead (14-8). However, Mexico managed to stabilize their attack with Grecia Castro and Karen Rivera. Argentina's blocks stopped them from recovering and led them to commit consecutive errors. Despite Argentina resistance to Mexico's pressure evening the score to 19 in the second set, Mexico, led by opposite hitter Karen Rivera and captain Jocelyn Urías, evened the match to one set each. Opposite hitter María De La Paz Corbalán, along with middle blockers Bianca Farriol and Avril García, helped Argentina win the third set. But in the fourth set, Mexican outside hitter Aimé Topete played a crucial role in forcing a tie-break by scoring three consecutive attack points. Mexico won the fifth set and the bronze medal with a 78-65 advantage in attacking points and 6-0 in service points. Argentina dominated in blocking 12-8 and made fewer unforced errors 17-27. Grecia Castro of Mexico led all scorers with 26 points (22 attacks, one block, 3 aces). Karen Rivera also contributed to the victory with 23 points (19 attacks, one block, 3 aces), and Aimé Topete scored 20 points from direct attacks. Daniela Bulaich and María De La Paz Corbalán scored 15 points each from direct attacks for Argentina. Avril García added 14 points, including a match-high of 8 blocks.

### **Puerto Rico 3, Cuba 0**

Puerto Rico swept Cuba (25-23, 26-24, 25-19) for seventh place. Puerto Rico finished the event with a 2-4 record and Cuba 0-5. Puerto Rico also beat Cuba in pool-play. Despite Cuba's 13-5 huge margin in blocking, Puerto Rico earned the win leading 43-42 in attacks, 6-1 in aces and scoring on 22 opponent errors against 10 of their own. Ivania Ortiz topped Puerto Rico's scorers with 15 points all on kills. Destiny Skerrett followed with 13 points all on kills as well and Neira Ortiz registered 12 points on 8 kills, 2 blocks and 2 aces. Ivy Vila led Cuba with 14 points all on kills. Dayana Martinez added 11 points on 6 kills, 4 blocks and one ace and Yalain De La Peña contributed 10 points on 7 kills and 3 blocks.

### **República Dominicana Gana segunda Medalla de Oro en Juegos Panamericanos consecutiva derrotando a Brasil**

SANTIAGO, Chile, 26 de octubre de 2023.- República Dominicana ganó su segunda medalla de oro consecutiva en Juegos Panamericanos tras derrotar a Brasil 3-0 (26-24, 25-16, 25-19) en la final del torneo de Voleibol Femenino de la decimonovena edición de los Juegos Santiago 2023 que se celebró en la Arena Parque O'Higgins.



República Dominicana ha ganado tres medallas de oro en la historia de los Juegos Panamericanos (Santo Domingo 2003, Lima 2019 y Santiago 2023); además suma una medalla de bronce en Toronto 2015. Para Brasil, esta fue su tercera medalla de bronce (México 1955, San Juan 1979, Santiago 2023).

República Dominicana terminó el torneo invicto 5-0 y Brasil con marca 4-1 en juegos ganados y perdidos.

Después de 48, México ganó una medalla en Juegos Panamericanos venciendo en cinco sets 3-2 (22-25, 25-23, 22-25, 25-18, 15-13) a Argentina por la medalla de bronce. La última vez que México subió al podio de los Juegos Panamericanos fue en 1975 cuando ganó la medalla de bronce a Canadá. México además ganó las medallas de bronce en Cali 1971 y Sao Paulo 1955. Su primera medalla fue el oro en 1955.

**MVP**, Niverka Marte (DOM)

**1<sup>st</sup> Mejor Atacante**, Brayelin Martínez (DOM)

**2<sup>nd</sup> Mejor Atacante**, Yonkaira Peña (DOM)

**1<sup>st</sup> Mejor Bloqueo**, Neila Ortiz (PUR)

**2<sup>nd</sup> Mejor Bloqueo**, Lorena Viezel (BRA)

**Mejor Acomodadora**, Ivone Martínez (MEX)

**Mejor Opuesta**, Sabrina Machado (BRA)

**Mejor Libero**, Camila Gómez (COL)

**Mejor Receptora**, Shara Venegas (PUR)

**Mejor Defensa**, Carla Ruz (CHI)

**Mejor Servicio**, Yonkaira Peña (DOM)

**Máxima Anotadora**, Beatriz Novoa (CHI)

### **Medalla de Oro República Dominicana 3, Brasil 0**

SANTIAGO, Chile, 26 de octubre de 2023.- República Dominicana ganó su segunda medalla de oro consecutiva en Juegos Panamericanos tras derrotar a Brasil 3-0 (26-24, 25-16, 25-19). República Dominicana ha ganado tres medallas de oro en la historia de los Juegos Panamericanos (Santo Domingo 2003, Lima 2019 y Santiago 2023); además suma una medalla de bronce en Toronto 2015. Para Brasil, esta fue su tercera medalla de bronce (México 1955, San Juan 1979, Santiago 2023). República Dominicana terminó el torneo invicto 5-0 y Brasil con marca 4-1 en juegos ganados y perdidos. Dominicana vino de abajo 14-17 en el primer set que lideraba Brasil comandado por la atacante de esquina Sabrina Machado y la central Lorena Viezel, gracias a la ofensiva de las hermanas Brayelin y Jineiry Martínez, junto a Candida Arias que empataron a 17 puntos, para encaminarse al emocionante cierre 26-24. En el segundo set, la opuesta Gaila González y la atacante de esquina Yonkaira Peña se sumaron a la ofensiva dominicana neutralizando a Brasil y avanzando a una amplia ventaja de 15-7, que fue imposible superar. Sumado a errores de ofensiva por parte de la República Dominicana, Sabrina Machado y Tainara apoyaron a Brasil a recuperarse de un déficit de cuatro puntos (6-10) en el tercer set. Lorena, con bloqueo preciso se sumó al esfuerzo brasileño para mantener el marcador empatado a 13 puntos. Finalmente, República Dominicana tomó nuevamente control sellando la medalla de oro con punto directo de saque de Brayelin Martínez y por cómoda ventaja 25-19. Las dominicanas superaron a Brasil en todos los elementos de juego, ataque (43-31), bloqueo (11-8) y servicio (3-1). Ambos equipos cometieron 19 errores no

forzados. La atacante de esquina Yonkaira Peña encabezó la ofensiva dominicana con 13 puntos, seguida de la opuesta Gaila González con 12 puntos y la jugadora de esquina Brayelin Martínez con 11 puntos. La máxima anotadora del partido fue la brasileña Sabrina Machado con 14 puntos. La central Lorena Viezel anotó el máximo de 5 puntos de bloqueo.

### **Medalla de Bronce México 3, Argentina 2**

Después de 48, México ganó una medalla en Juegos Panamericanos venciendo en cinco sets 3-2 (22-25, 25-23, 22-25, 25-18, 15-13) a Argentina por la medalla de bronce. La última vez que México subió al podio de los Juegos Panamericanos fue en 1975 cuando ganó la medalla de bronce a Canadá. México además ganó las medallas de bronce en Cali 1971 y Sao Paulo 1955. Su primera medalla fue el oro en 1955. México se recuperó de caer en el primer set, luciendo desordenado. Argentina con la ofensiva de su capitana Daniela Bulaich y la atacante de esquina Candela Salinas alcanzó una ventaja de 6 puntos (14-8), aunque México supo estabilizar su ataque con Grecia Castro y Karen Rivera, el bloqueo las argentinas les impidió recuperarse y cometer errores consecutivos. A pesar de que Argentina soportó la presión de México empatando a 19 puntos en el segundo set, México, comandado por la opuesta Karen Rivera y su capitana Jocelyn Urías empataron el partido. La opuesta María De La Paz Corbalán, junto a las centrales Bianca Farriol y Avril García llevaron a la Argentina a ganar el tercer parcial. Pero en el cuarto set, la atacante de esquina Aimé Topete de México fue clave para forzar el tie-break, anotando tres puntos de ataque al hilo. México ganó el quinto set y la medalla de bronce con ventaja de 78-65 en puntos de ataques y 6-0 en puntos de servicio. Argentina dominó el bloqueo 12-8 y cometió menor cantidad de errores no forzados 17-27. Grecia Castro de México fue la máxima anotadora del partido con 26 puntos (22 ataques, un bloqueo, 3 saques directos). También contribuyeron al triunfo Karen Rivera con 23 puntos (19 ataques, un bloqueo, 3 saques directos) y Aimé Topete con 20 puntos de ataques directos. Daniela Bulaich y María De La Paz Corbalán anotaron 15 puntos de ataques directos para Argentina. Avril García sumó 14 puntos incluyendo el máximo de 8 bloqueos.

### **Puerto Rico 3, Cuba 0**

Puerto Rico venció a Cuba en sets corridos (25-23, 26-24, 25-19) por el séptimo lugar. Puerto Rico terminó el evento con un récord de 2-4, mientras que Cuba quedó en 0-5. Puerto Rico también venció a Cuba en la fase de grupos. A pesar de la amplia ventaja de Cuba de 13-5 en bloqueos, Puerto Rico ganó liderando 43-42 en ataques, 6-1 en saques directos y anotando 22 errores del oponente contra 10 propios. Ivania Ortiz lideró a las anotadoras de Puerto Rico con 15 puntos, todos en ataques. Destiny Skerrett le siguió con 13 puntos, también todos en ataques y Neira Ortiz registró 12 puntos, con 8 ataques, 2 bloqueos y 2 saques directos. Ivy Vila encabezó a Cuba con 14 puntos, todos en ataques. Dayana Martínez sumó 11 puntos con 6 ataques, 4 bloqueos y un saque directo, mientras que Yalain De La Peña contribuyó con 10 puntos, con 7 ataques y 3 bloqueos.



# VOLLEYBALL

## MEN'S



# Santiago

# 2023

Juegos  
PanAm | ParapanAm

# Bulletin No 1

Saturday, October 28<sup>th</sup> 2023

## Competition Format

### 9.1 Classification, Quarterfinal and Semifinal Rounds

For the Classification, Quarterfinal, and Semifinal Rounds, according to the FIVB General Competition Regulations, it must be avoided that teams from the same group play each other as established in the competition format.

9.2 According to the established competition format and the FIVB General Regulations, for the Classification, Quarterfinal, and Semifinal Rounds, if three teams from the same group qualify, the match between the highest ranked team and the lowest ranked team of their Preliminary Round will be repeated.

### 9.3 Round Robin Ranking

To establish the ranking of teams after Preliminary Round, the ranking of the teams will be determined as follows:

1. By the results of matches won and lost.
2. In case of equality in the number of matches won and lost, among two or more teams of the same group, the final ranking of the teams will be determined by the number of points gained among teams of the same group during the Preliminary Round.
3. The following points will be awarded to each team per match, according to the number of sets won/lost:

Match won 3-0 = 5 points

Match lost 0-3 = 0 point

Match won 3-1 = 4 points

Match lost 1-3 = 1 points

Match won 3-2 = 3 points

Match lost 2-3 = 2 points

Match forfeited = 0 points (0-25, 0-25, 0-25)

### 9.4 Tie Breaking Procedure

In case of equality in the number of points gained by two or more teams, the tie will be broken by the points ratio with the following criteria, in order of importance:

- A) **Point Quotient:** In case of equality in the number of points gained by two or several teams they will be classified in descending order by the quotient resulting from the division of all points scored by the total of points lost.
- B) **Set Quotient:** If the tie persists as per the points quotient the teams will be classified in descending order by the quotient resulting from the division of the number of all sets won by the number of all sets lost.
- C) **If the tie continues as per the set quotient between two teams,** the priority will be given to the team which won the last match between them.
- D) **When the tie is between three or more teams** a new classification of these teams will be made taking into consideration only the matches in which they were opposed to each other.



# Santiago 2023

Juegos PanAm | ParapanAm

Santiago de Chile • Oct. 30 - Nov. 04

FIVB

NOTICIA

OPANAM

CSV



Union Panamericana Voleibol

## Calendario y Formato de Competencia Rama Masculina / Competition Format and Match Schedule Men Comp.

GROUP-A														
No.	Date	Time	Teams			LIVE	Set	1	2	3	4	5	Total Time	Forms
1	30-oct	10:30	BRA	vs	COL		0-0							P-2 P-3
2	30-oct	13:30	CUB	vs	MEX		0-0							P-2 P-3
5	31-oct	10:30	CUB	vs	COL		0-0							P-2 P-3
6	31-oct	13:30	BRA	vs	MEX		0-0							P-2 P-3
9	01-nov	10:30	BRA	vs	CUB		0-0							P-2 P-3
10	01-nov	13:30	MEX	vs	COL		0-0							P-2 P-3
GROUP-B														
No.	Date	Time	Teams			LIVE	Set	1	2	3	4	5	Total Time	Forms
3	30-oct	17:30	ARG	vs	PUR		0-0							P-2 P-3
4	30-oct	20:30	CHI	vs	DOM		0-0							P-2 P-3
7	31-oct	17:30	ARG	vs	DOM		0-0							P-2 P-3
8	31-oct	20:30	CHI	vs	PUR		0-0							P-2 P-3
11	01-nov	17:30	PUR	vs	DOM		0-0							P-2 P-3
12	01-nov	20:30	CHI	vs	ARG		0-0							P-2 P-3
QUATERFINALS														
No.	Date	Time	Teams			LIVE	Set	1	2	3	4	5	Total Time	Forms
13	02-nov	10:30	2ND B	vs	3RD A		0-0							P-2 P-3
14	02-nov	13:30	2ND A	vs	3RD B		0-0							P-2 P-3
CLASSIFICATION 5/8														
No.	Date	Time	Teams			LIVE	Set	1	2	3	4	5	Total Time	Forms
15	03-nov	10:30	4TH B	vs	LOOSER OF M13 OR (M14)		0-0							P-2 P-3
16	03-nov	13:30	4TH A	vs	LOOSER OF M14 OR (M13)		0-0							P-2 P-3
SEMIFINALS														
No.	Date	Time	Teams			LIVE	Set	1	2	3	4	5	Total Time	Forms
17	03-nov	17:30	1st. B	vs	WINNER OF M13 OR (M14)		0-0							P-2 P-3
18	03-nov	20:30	1st. A	vs	WINNER OF M14 OR (M13)		0-0							P-2 P-3
FINAL CLASSIFICATION 7/8														
No.	Date	Time	Teams			LIVE	Set	1	2	3	4	5	Total Time	Forms
19	04-nov	10:00	LOOSER OF M15	vs	LOOSER OF M16		0-0							P-2 P-3
FINAL CLASSIFICATION 5/6														
No.	Date	Time	Teams			LIVE	Set	1	2	3	4	5	Total Time	Forms
20	04-nov	13:00	WINNER OF M15	vs	WINNER OF M16		0-0							P-2 P-3
FINALS														
No.	Date	Time	Teams			LIVE	Set	1	2	3	4	5	Total Time	Forms
21	04-nov	17:00	LOSER OF M17	vs	LOSER OF M18		0-0							P-2 P-3
22	04-nov	20:00	WINNER OF M17	vs	WINNER OF M18		0-0							P-2 P-3



Union Panamericana Voleibol



# Santiago 2023

Juegos PanAm | ParapanAm

Santiago de Chile • Oct. 30 - Nov. 04



## Union Panamericana Voleibol



Hora / Time	Competition Venue - FOP	Hora / Time	Training Court 1 - Centro Elige vivir Sano Lo Espejo	Training Court 2 - Centro Elige vivir Sano San Ramón
-------------	-------------------------	-------------	------------------------------------------------------	------------------------------------------------------

9:00		9:00	DOMINICANA	CUBA
10:30		10:30	COLOMBIA	ARGENTINA
12:00		12:00	MEXICO	PUERTO RICO
13:30		13:30	BRASIL	CHILE

		Preliminary Inqui	
		Time	Coun
8:00	DOMINICANA	9:00	CUBA
9:30	COLOMBIA	9:30	ARG
11:00	CUBA	10:00	MEX
12:30	ARGENTINA	10:30	PUR
14:00	MEXICO	11:00	BR
15:30	PUERTO RICO	11:30	CHI
17:00	BRASIL	12:00	COL
18:30	CHILE	12:30	DOM



### 20:00 PRACTICAL CLINIC

9:00			DOMINICANA	MEXICO
10:30			COLOMBIA	ARGENTINA
12:00			PUERTO RICO	CUBA
13:30			CHILE	BRASIL

9:00		9:00	ARGENTINA	PUERTO RICO
10:30		10:30	CHILE	DOMINICANA
10:30	BRA Vs COL			
13:30	CUB Vs MEX			
17:30	ARG Vs PUR			
19:00		19:00	BRASIL	COLOMBIA
20:30		20:30	CUBA	MEXICO
20:30	CHI Vs DOM			

9:00		9:00	ARGENTINA	DOMINICANA
10:30		10:30	CHILE	PUERTO RICO
10:30	CUB Vs COL			
13:30	BRA Vs MEX			
17:30	ARG Vs DOM			
19:00		19:00	CUBA	COLOMBIA
20:30		20:30	BRASIL	MEXICO
20:30	CHILE Vs PUR			

9:00		9:00	PUERTO RICO	DOMINICANA
10:30		10:30	CHILE	ARGENTINA
10:30	BRA Vs CUB			
13:30	MEX Vs COL			
17:30	PUR Vs DOM			
19:00		19:00	BRASIL	CUBA
20:30		20:30	MEXICO	COLOMBIA
20:30	CHI Vs ARG			



9:00		9:00	4to.- GRUPO-A	4to.- GRUPO-B
10:30		10:30	1er.-GRUPO-A	1er.-GRUPO-B
10:30	2do GRUPO B Vs 3er GRUPO A			
13:30	2do GRUPO A Vs 3er. GRUPO B			
19:00		19:00	2do. GRUPO-B	3er. GRUPO-A
20:30		20:30	2do. GRUPO-A	3er. GRUPO-B
9:00		9:00	1er.-GRUPO-B	GP 13 O 14
10:30		10:30	1er.-GRUPO-A	GP 14 O 13
10:30	4to.- GRUPO-B Vs P-JUEGO 13 O 14			
13:30	4to.- GRUPO-A Vs P-JUEGO 14 O 13			
17:30	1er.-GRUPO-B Vs G-JUEGO 13 O 14			
19:00		19:00	4to.- GRUPO-B	PP 13 O 14
20:30		20:30	4to.- GRUPO-A	PP 14 O 13
20:30	1er.-GRUPO-A Vs G-JUEGO 14 O 13			
9:00		9:00	PP 17	PP 18
10:00	P- JUEGO 15 Vs P-JUEGO 16			
10:30		10:30	GP 17	GP 18
13:00	G-JUEGO 15 Vs G-JUEGO 16			
17:00	P-JUEGO 17 Vs P-JUEGO 18			
20:00	G-JUEGO 17 Vs G-JUEGO 18			



**Union  
Panamericana  
Voleibol**

**Santiago  
2023**

Juegos PanAm | ParapanAm  
Santiago de Chile • Oct. 30 - Nov. 04



**Union  
Panamericana  
Voleibol**



CSV

FIVB



FEDERATION  
INTERNATIONALE  
DE VOLLEYBALL



**0-1**

UNIFORM COLOURS  
Couleur de l'uniforme

CITY:  
Ville:

DATE:  TIME:   
Heure:

REGISTERED COLOURS / Couleurs enregistrées :  
(ONLY SHIRT COLOUR - seulement la couleur du maillot)

POOL/PHASE:   
Groupe/Phase:

	BRA	COL	CUB	MEX
1	YELLOW	Yellow	RED	BLACK
2	DARK GREEN	Blue	BLUE	RED
3	WHITE	White	WHITE	WHITE

**MATCH SCHEDULE**  
Calendrier des matches

DATE:	No. Match	Team Equipe	
		A	B
30/oct/2023	1	BRA	COL
30/oct/2023	2	CUB	MEX
31/oct/2023	5	CUB	COL
31/oct/2023	6	BRA	MEX
01/nov/2023	9	BRA	CUB
01/nov/2023	10	MEX	COL

**TEAMS CHOICE (1-2 OR 3)**  
Choix des équipes (1-2 ou 3)

1st CHOICE 1er Choix		FIVB DECISION LIBERO	
A	B	A	B
YELLOW	BLUE	DARK GREEN	RED
RED	BLACK	WHITE	WHITE
WHITE	YELLOW	BLUE	WHITE
DARK GREEN	RED	WHITE	BLACK
WHITE	BLUE	YELLOW	RED
WHITE	RED	RED	YELLOW

  
**Union  
Panamericana  
Voleibol**

*[Handwritten signature]*





FEDERATION  
INTERNATIONALE  
DE VOLLEYBALL



**0-1** UNIFORM COLOURS  
Couleur de l'uniforme

CITY:

DATE:  TIME:

REGISTERED COLOURS / Couleurs enregistrées :  
(ONLY SHIRT COLOUR - seulement la couleur du maillot)

POOL/PHASE:

	ARG	CHI	DOM	PUR
1	L. BLUE	RED	BLUE	RED
2	BLACK	BLUE	RED	BLUE
3	WHITE	WHITE	WHITE	WHITE

MATCH SCHEDULE  
Calendrier des matches

DATE:	No. Match	Team Equipe	
		A	B
30/oct/2023	3	ARG	PUR
30/oct/2023	4	CHI	DOM
31/oct/2023	7	ARG	DOM
31/oct/2023	8	CHI	PUR
01/nov/2023	11	PUR	DOM
01/nov/2023	12	CHI	ARG

TEAMS CHOICE (1-2 OR 3)  
Choix des équipes (1-2 ou 3)

1st CHOICE 1er Choix		FIVB DECISION LIBERO	
A	B	A	B
L. BLUE	RED	BLACK	WHITE
WHITE	BLUE	BLUE	RED
BLACK	WHITE	WHITE	BLUE
BLUE	RED	RED	BLUE
WHITE	RED	RED	WHITE
RED	WHITE	BLUE	BLACK

Union Panamericana Voleibol





# ARG • Argentina

### PLAYERS

Shirt no	Last name	First name	Shirt name	Pos.	Birthdate	Height [cm]	Highest reach		Club	National selections		
							Spike [cm]	Block [cm]		WC	OG	Oth.
1	Lazo	Nicolás	Nicolas	OH	16-Apr-1995	192	340	320	Montpellier	4		26
2	Richards	Marcos	Richards	OH	29-Nov-2002	185	330	315	Policial Formosa (ARG)			
4	Vazquez	Ezequiel	Vazquez	S	07-Mar-2004	182	324	305	Ciudad de Buenos Aires (ARG)	1		5
5	Scarpa	Tobias	Scarpa	L	20-Oct-2001	180	320	300	Policial de Formosa (ARG)			
7	C	Facundo	Conte	OH	25-Aug-1989	197	354	334	Club Ciudad de Bs As (ARG)	23	17	134
8	González	Demián Javier	Gonzalez	S	21-Feb-1983	192	326	310	Brazil Kirin Club	9		34
10	Zelayeta	Mauro	Zelayeta	OH	03-Mar-2000	190	340	318	Teruel (ESP)			
12	Lima	Bruno	Lima B.	OP	04-Feb-1996	198	345	320	Campañas (BRA)	14	14	68
18	Maciel	Gustavo	Maciel	MB	15-Jan-2002							
19	Gallardo	Agustin	Gallardo	MB	01-Mar-2001	195	345	330	LOMAS VOLLEY			
20	Soria	Sergio	Soria	MB	20-Apr-1997	198	335	315	LUC Volleyball (SUI)			
25	Balague	Manuel	Balague	OP	12-Aug-1998	190	332	317	LUC Volleyball (SUI)			7

### OFFICIALS

Head Coach:	Martin Ariel Lopez (AR) / Id: 2655
Assistant Coach:	Pablo Rico Golba (AR) / Id: 4299
Doctor:	Nicolas Alvez (AR) / Id: 182272
Physiotherapist:	Carlos Alberto Trolia (AR) / Id: 180580
Statistician:	Adrian Dezzutti (AR) / Id: 401146

### Team

Main:	white- blue
2nd:	Black
3rd:	white
Main:	Black
2nd:	white
3rd:	white-blue

### UNIFORM COLORS

Team	
Liberos	

### STATISTICS

Data	Minimum	Average	Maximum
Height:	180	191	198
Spike:	320	336	354
2-hand block:	300	317	334
National selections:	96	135	174







# BRA • Brazil

### PLAYERS

Shirt no	Last name	First name	Shirt name	Pos.	Birthdate	Height [cm]	Highest reach		Club	National selections		
							Spike [cm]	Block [cm]		WC	OG	Oth.
3	Nunes da Cunha Jr	Judson Arnabel	Judson	MB	05-Dec-1998	204	340	328	Suzano (BRA)			
4	C Rodrigues Pinto	Otávio Henrique	Otávio	MB	27-Feb-1991	200	347	319	Sada Cruzeiro Vôlei (BRA)			16
5	Gonçalves	Matheus Silva	Matheus G.	S	01-Apr-1997	185	325	303	Farmacone São José (BRA)			
6	Fernandes P.X.Cavalcante	Adriano	Adriano	OH	06-Feb-2002	201	344	324	Vôlei Renata (BRA)	7		30
7	Oliveira Moraes do Nascimento	Thiery Fellipe	Thiery	MB	02-Jun-2003	204	346	320	SESI-SP (BRA)	1		3
8	Honorato	Henrique Dantas Nobrega	Honorato	OH	18-Mar-1997	190	335	310	Minas Tênis Clube (BRA)			13
11	Pontes Veloso	Thiago	Thiago	S	15-Aug-1993	184	305	298	SESI-SP (BRA)			4
14	dos Santos França	Maicon	Maicon	OH	27-Apr-2004	215	354	334	Sada/Cruzeiro (BRA)	2		
15	Nascimento	Maique Reis	Maique	L	16-Jul-1997	187	300	295	Minas Tênis Clube (BRA)	7		42
18	Ferreira Souza	Darlan	Darlan	OP	24-Jun-2002	192	363	333	SESI-SP (BRA)	7		12
19	Moreira Roque	Felipe	Roque	OP	19-May-1997	212	355	335	Vôlei Renata (BRA)	8	-	12
20	Bergmann	Lukas Felipe	L. Bergmann	OH	25-Mar-2004	204	344	316	Sesi-SP (BRA)	1	-	2

### OFFICIALS

<b>Head Coach:</b>	Giuliano Ribas (BR) / Id: 3265
<b>Assistant Coach:</b>	Ricardo Tabach (BR) / Id: 3267
<b>2nd Assistant Coach:</b>	Maurício Thomas (BR) / Id: 5097
<b>Physiotherapist:</b>	Aridone Borgonovo (BR) / Id: 181616
<b>Massage Specialist:</b>	Kleevansostins Cicero Albuquerque (BR) / Id: 402821

### UNIFORM COLORS

Main:	Yellow
2nd:	Dark Green
3rd:	White
<b>Main:</b>	Dark Green
<b>2nd:</b>	White
<b>3rd:</b>	Yellow

### STATISTICS

Data	Minimum	Average	Maximum
<b>Height:</b>	184	198	215
<b>Spike:</b>	300	338	363
<b>2-hand block:</b>	295	318	335
<b>National selections:</b>	3	12	20




**molten**  
For the real game

**molten**  
For the real game

**molten**  
For the real game

**molten**  
For the real game





# CHI • Chile

### PLAYERS

Shirt no	Last name	First name	Shirt name	Pos.	Birthdate	Height [cm]	Highest reach		Club	National selections		
							Spike [cm]	Block [cm]		WC	OG	Oth.
1	Villarreal Soltau	Esteban	Villarreal	S	01-Aug-1997	193	325	305	Selección Chile (CHI)	14		49
2	Ibarra	Vicente	Ibarra	OH	14-May-2001	202	335	325	Ciudad Volley (ARG)	6		40
3	Araya	Gabriel	Araya	MB	06-Nov-1995	198	345	310	UBE L'Ilia Grau (ESP)	8		83
4	Parraguire	Tomas	T. Parraguire	OP	01-Mar-1991	197	335	325	Club Murano (CHI)			112
5	Parraguire	Vicente	Parraguire	OH	14-Oct-1994	194	341	315	Ciudad Volley (ARG)			102
6	Gago Murtagh	Tomas	Gago	MB	11-Jun-1997	198	350	335	Club Defensores de Banfield (ARG)			36
8	Albornoz	Sebastian	Albornoz S.	S	17-Jun-1992	178	310	295	Club Murano (CHI)			33
9 C	Bonacic	Dusan	Bonacic	OH	19-Jul-1995	196	351	342	Club Deportivo AL-RAYYAN (QAT)	8		112
10	Mardones	Vicente	Mardones	MB	18-Dec-1999	207	340	328	Selección Chile (CHI)	8		43
11	Jadue	Matias	Jadue	OH	17-Jul-2002	191	320	310	UBE L'Ilia Grau (ESP)			8
16	Valenzuela	Vicente	Valenzuela	MB	28-Aug-2001	198	329	316	Club Murano (CHI)			15
17	Bravo	Jaime	Bravo	L	10-Nov-2001	180	300	290	Full Volley (CHI)			19

### OFFICIALS

Head Coach:	DANIEL RUBEN NEJAMKIN (AR) / Id: 2875
Assistant Coach:	Villarreal Barahona Ivan (CL) / Id: 4720
2nd Assistant Coach:	Orellana León Cristóbal (CL) / Id: 4712
Physiotherapist:	Esteban JURY MUÑOZ (CL) / Id: 180956
Physical Trainer:	Pablo Andres Polanco Rios (AR) / Id: 402728

### UNIFORM COLORS


Main:	ROJO
2nd:	BLUE
3rd:	WHITE
Main:	WHITE
2nd:	WHITE
3rd:	BLUE

### STATISTICS

Data	Minimum	Average	Maximum
Height:	178	194	207
Spike:	300	332	351
2-hand block:	290	316	342



Union  
Panamericana  
Voleibol



molten  
For the real game

molten  
For the real game

molten  
For the real game

molten  
For the real game





# COL • Colombia

### PLAYERS

Shirt no	Last name	First name	Shirt name	Pos.	Birthdate	Height [cm]	Highest reach		Club	National selections		
							Spike [cm]	Block [cm]		WC	OG	Oth.
1	Ramos Lemos	Roosvuelth Riol	Ramos R	L	20-Jan-2003	180	322	308	Liga Vallecaucana (COL)	1		
5	Ruiz Alvarez	Santiago Andres	Ruiz	OH	27-Mar-2002	189	331	310	Liga Antioqueña			
7	Piza Hernandez	Andres Felipe	Piza	OH	08-Mar-1991	202	350	335	Liga Antioqueña (COL)			
8 C	Mejia	Leandro	Mejia L	MB	08-Nov-1996	202	355	340	Liga Vallecaucana (COL)			
9	Caicedo	Jharold	Caicedo	OH	03-Sep-2001	194	330	318	Liga Vallecaucana (COL)			
10	Estupiñan Riascos	Juan Camilo	Estupiñan	MB	24-Nov-2000	198	336	317	Liga Vallecaucana (COL)			
12	Medina	Daniel	Medina	OH	10-Sep-2000	194	335	315	Liga Vallecaucana (COL)			
13	Ambuilla	Juan Camilo	Jc Ambuilla	S	11-Jun-1992	198	345	325	Liga Vallecaucana (COL)			10
18	Cuello Florez	Jhon Mario	Cuello	OP	21-Nov-2001	195	341	325	Liga Bolivarense			
19	Mesa	Jorge	Mesa	S	20-Nov-1999	188	318	308	Liga Antioqueña (COL)			
22	Larrahondo	Gustavo	Larrahondo	OP	13-Mar-1998	197	358	342	Liga Vallecaucana (COL)			
23	Aponza Carabali	Daniel	Apoza D.	MB	27-Aug-2001	200	347	328	Liga Vallecaucana (COL)			

### OFFICIALS

<b>Head Coach:</b>	Jorge Augusto Schmidt (BR) / Id: 5011
<b>Assistant Coach:</b>	Carlos Felipe Osorio Arboleda (CO) / Id: 4799
<b>2nd Assistant Coach:</b>	SEBASTIAN ORTIZ SUAREZ (CO) / Id: 5519

Team

<b>Main:</b>	Yellow
<b>2nd:</b>	Blue
<b>3rd:</b>	White
<b>Main:</b>	Blue
<b>2nd:</b>	White
<b>3rd:</b>	Yellow

### UNIFORM COLORS

<b>Data</b>	
<b>Height:</b>	180
<b>Spike:</b>	318
<b>2-hand block:</b>	308

### STATISTICS

<b>Minimum</b>	180	<b>Average</b>	195	<b>Maximum</b>	202
<b>Minimum</b>	318	<b>Average</b>	339	<b>Maximum</b>	358
<b>Minimum</b>	308	<b>Average</b>	323	<b>Maximum</b>	342

Liberos





**molten**  
For the real game

**molten**  
For the real game

**molten**  
For the real game

**molten**  
For the real game





# CUB • Cuba

### PLAYERS

Shirt no	Last name	First name	Shirt name	Pos.	Birthdate	Height [cm]	Highest reach Spike [cm]	Highest reach Block [cm]	Club	National selections		
										WC	OG	Oth.
1	Masso Alvarez	Jose Israel	Masso	MB	02-Dec-1997	199	349	347	Guantanamo (CUB)	5		17
5	Iglesias Hechevarria	Yonni Jesus	Iglesias	S	13-Sep-2004	194	343	341	Santiago de Cuba (CUB)	4		16
6	Gonzalez Marti	Yusniel	Marti	OH	23-Jul-2004	198	345	342	Pinar del Rio (CUB)	1		12
7	Garcia Alvarez	Yonder Roman	Garcia	L	26-Feb-1993	183	325	320	Ciudad Habana (CUB)	21	6	119
9	Gonzalez Rodriguez	Alejandro Miguel	Gonzalez	OP	12-Mar-2003	200	345	340	Matanzas (CUB)	5		20
10	Gutierrez Suarez	Miguel David	Gutierrez	OP	21-Feb-1997	197	340	355	Villa Clara (CUB)	8	4	20
11	Taboada Diaz	Lyvan	Taboada	S	04-Oct-1998	191	343	327	La Habana (CUB)	10		25
14	Goide Arredondo	Adrian Eduardo	Goide	S	26-Jun-1998	191	344	340	Sancti Spiritus (CUB)	9	5	30
17	Contreras Acosta	Jakdiel	Contreras	MB	27-Jul-2004	195	357	248	Mayabeque (CUB)	3		15
18	C Lopez Castro	Miguel Angel	Lopez	OH	25-Mar-1997	189	345	320	Cienfuegos (CUB)	13	5	38
24	Gorguet Salas	Alain	Gorguet	OH	28-Dec-1993	189	345	334	Santiago de Cuba (CUB)	11		52
25	Chirino Callam	Adrian	Chirino	S	26-Mar-2002	194	329	325	Camaguey (CUB)	12		13

### OFFICIALS

Head Coach:	Jesus Angel Cruz Lopez (CU) / Id: 4529
Assistant Coach:	Yosvany Muñoz Perez (CU) / Id: 4305
Doctor:	Rosamary IBAROLA GONZALEZ (CU) / Id: 180563

Team

Main:	RED
2nd:	BLUE
3rd:	WHITE
Main:	WHITE
2nd:	RED
3rd:	BLUE

### UNIFORM COLORS

### STATISTICS

Data	Minimum	Average	Maximum
Height:	183	193	200
Spike:	325	343	357
2-hand block:	248	328	355
National selections:	32	70	146



**Union  
Paramericana  
Voleibol**

Liberos

*for*

*for*

**molten**  
*For the real game*

**molten**  
*For the real game*

**molten**  
*For the real game*

**molten**  
*For the real game*





# DOM • Dominican Republic

### PLAYERS

Shirt no	Last name	First name	Shirt name	Pos.	Birthdate	Height [cm]	Highest reach		Club	National selections		
							Spike [cm]	Block [cm]		WC	OG	Oth.
1	C Tapia Santana	Henry Omar	Tapia	OP	01-Mar-1992	198	355	340	Santiago Rodriguez (DOM)	3		18
4	Hernandez	Wilfrido	Hernandez	OH	08-Dec-1990	200	360	350	San Juan (DOM)	2		28
5	Miseses Feliz	Enger Miguel	Miseses	L	01-Dec-1995	171	240		Santo Domingo (DOM)	1		10
6	Figuerola Lantigua	Adrian Jose	Figuerola	OP	17-Sep-2003	195	325	315	Moca (DOM)			4
7	De Jesus Hernandez	Juan José	J.J.	S	14-Nov-1994	191	365	353	Santo Domingo (DOM)			6
8	Lopez Capellan	Henry Antonio	Lopez	OH	09-Dec-1994	188	345	335	Moca (DOM)	1		10
10	Toribio Martinez	Gerson Ezequiel	Toribio	OH	14-Aug-1996	196	340	330	Santiago (DOM)			5
12	Arredondo Severino	Francisco Argelis	Arredondo	S	01-Oct-1996	187	333	323	Bayaguna			6
13	Burgos-Guntin	Rafael Antonio	Burgos	MB	15-Feb-1995	207	365	355	Distrito Nacional (DOM)			2
15	Rosario Adames	Luther Hadasher	Rosario	MB	28-Apr-2003	200	335	315	Santo Domingo (DOM)	1		7
18	Ortiz Valdez	Moises Alexander	Ortiz	MB	03-Dec-2003	204	360	350	Bani (DOM)			6
19	Cruz Cepin	Hector Alexis	Cruz	OH	12-Jun-1997	187	340	330	Yamasa (DOM)	1		7

### OFFICIALS

<b>Head Coach:</b>	Jose Gutierrez Sanchez (VE) / Id: 3158
<b>Assistant Coach:</b>	José Dante Aristides Mañon Torres (DO) / Id: 4309
<b>Doctor:</b>	Cesar Andres Baez (DO) / Id: 181918
<b>Physiotherapist:</b>	Roberto Nunez (DO) / Id: 181990
<b>Statistician:</b>	Yeivic Moises Jimenez (VE) / Id: 400957

### UNIFORM COLORS

<b>Main:</b>	Blue
<b>2nd:</b>	Red
<b>3rd:</b>	White
<b>Main:</b>	White
<b>2nd:</b>	Blue
<b>3rd:</b>	Red

### STATISTICS

<b>Data</b>	<b>Minimum</b>	<b>Average</b>	<b>Maximum</b>
<b>Height:</b>	171	194	207
<b>Spike:</b>	240	339	365
<b>2-hand block:</b>	315	336	355



**molten**  
For the real game

**molten**  
For the real game

**molten**  
For the real game

**molten**  
For the real game





# MEX • Mexico

### PLAYERS

Shirt no	Last name	First name	Shirt name	Pos.	Birthdate	Height [cm]	Highest reach		Club	National selections		
							Spike [cm]	Block [cm]		WC	OG	Oth.
2	Hernández Cabrera	Jorge Ariel	Hernandez	OH	14-Aug-2003	197	358	327	BAJA CALIFORNIA (MEX)	1		7
3	C Bravo Moreno	Hiram Said	Bravo	L	19-Dec-1999	173	234	226	NUEVO LEON (MEX)	1		5
5	Parra Valenzuela	Victor Manuel	Parra	MB	03-Sep-1999	202	348	325	PUEBLA (MEX)	1		8
6	Lopez Rios	Josue De Jesus	Lopez	OH	21-Jul-2002	197	360	330	NUEVO LEON (MEX)	3		15
8	Mendoza Burguño	Edgar Alejandro	Mendoza	S	08-Jan-1999	197	338	326	NAYARIT (MEX)	1		15
9	Tellez Rodriguez	Axel Manuel	Rodriguez	MB	08-Oct-1999	203	350	345	NUEVO LEON (MEX)	2		20
11	Lopez Rios	Brandon Gabriel	Lopez B.	MB	30-Aug-1996	197	350	325	Tamaulipas (MEX)	1		10
12	Fuentes Rascon	Mauro Isaac	Fuentes	OH	13-Oct-1997	185	300	290	NUEVO LEON (MEX)	1		15
18	Sanay Heredia	Yasutaka	Sanay	OH	02-May-2001	186	345	315	BAJA CALIFORNIA (MEX)	4		15
19	Hernandez Baca	Luis David	Baca	OP	04-Jan-2001	200	357	327	JALISCO (MEX)	5		25
22	Dominguez Carrillo	Angel Ivan	Dominguez	OP	12-Mar-2004	209	352	343	NUEVO LEON (MEX)			3
96	Garcia Resendiz	Miguel Angel	Garcia	S	06-Dec-2001	190	320	300	Tigres UANL (MEX)			1

### OFFICIALS

Head Coach:	AZAIR LOPEZ JORGE MIGUEL (MX) / Id: 3481
Assistant Coach:	Roberto Mendoza Ramos (MX) / Id: 3502
Physical Trainer:	Dulce Chavez De La Rosa (MX) / Id: 402303
Statistician:	Edwin Abisal Sosa Cortez (US) / Id: 401981

Team

Main:	Black
2nd:	Red
3rd:	White
Main:	White
2nd:	Black
3rd:	Red

### UNIFORM COLORS

Data	
Height:	173
Spike:	234
2-hand block:	226

### STATISTICS

Minimum	173	Average	195	Maximum	209
Minimum	234	Average	334	Maximum	360
Minimum	226	Average	315	Maximum	345



Union Panamericana Voleibol



molten For the real game

molten For the real game

molten For the real game

molten For the real game





# PUR • Puerto Rico

## PLAYERS

Shirt no	Last name	First name	Shirt name	Pos.	Birthdate	Height [cm]	Highest reach		Club	National selections		
							Spike [cm]	Block [cm]		WC	OG	Oth.
1	Garcia	Howard	Garcia	S	08-Feb-1994	189	317	277	National Team (PUR)			6
3	Hoyos	Omar	Hoyos	OH	20-Dec-2001	196	297	275	National Team (PUR)			6
4	Cabrera Rivera	Amel	Cabrera	L	11-Oct-1994	189	245	239	Puerto Rico National Team (PUR)			22
6	Rodriguez	Kevin Joel	Rodriguez	S	12-Aug-1994	181	328	303	Puerto Rico National Team (PUR)			20
13	Torres Troche	Arnaldo Yireth	Torres	OP	14-Apr-1999	186	333	308	Puerto Rico National Team (PUR)			7
14 C	Vargas	Pelegrin	Vargas	OH	31-Jul-1998	193	242	236	National Team (PUR)	8		36
15	Rodriguez	Jonathan	Rodriguez	MB	16-Sep-1997	193	243	238	National Team (PUR)	5		25
16	Ellis Carballo	Jamal	Ellis	OP	15-Mar-2004	198	345	319	National Team (PUR)			5
17	Alomar	Ismael	Alomar	MB	28-Jun-1996	189	267	262	National Team (PUR)			6
19	Lopez	Kevin	Lopez	OH	24-Apr-1995	198	245	238	National Team (PUR)			15
21	Figueroa Torrrens	Janluar	Figueroa	MB	30-Mar-2006	196	335	325	Puerto Rico National Team (PUR)			6
25	Feliciano Bengoa	Antonio Luis	Feliciano	OH	30-Jun-2003	192	339	314	Puerto Rico National Team (PUR)	-	-	10

## OFFICIALS

<b>Head Coach:</b>	Oswald Antonetti Cameron (PR) / Id: 3599
<b>Assistant Coach:</b>	Alberto Jamille Torres Rosario (PR) / Id: 3601
<b>Physiotherapist:</b>	Wilfredo Nazario Velazquez (PR) / Id: 181033
<b>Statistician:</b>	Gamaliel Santiago Celeste (PR) / Id: 401097

## LIBEROS


<b>Main:</b>	Red
<b>2nd:</b>	Blue
<b>3rd:</b>	White
<b>Main:</b>	Blue
<b>2nd:</b>	White
<b>3rd:</b>	Red

## UNIFORM COLORS

<b>Main:</b>	Red
<b>2nd:</b>	Blue
<b>3rd:</b>	White
<b>Main:</b>	Blue
<b>2nd:</b>	White
<b>3rd:</b>	Red

## STATISTICS

Data	Minimum	Average	Maximum
<b>Height:</b>	181	192	198
<b>Spike:</b>	242	295	345
<b>2-hand block:</b>	236	278	325
<b>National selections:</b>	10	10	10



## **Coaches speak ahead of Men's Volleyball at Santiago 2023 Pan Am Games**

SANTIAGO, Chile, October 28, 2023.- Head coaches spoke ahead of the Men's Volleyball Tournament at the 2023 Santiago Pan American Games that kicks off on Monday at the Arena Parque O'Higgins.

The competition that runs from October 30 to November 4 will start with three days of pool-play. Pool A consisting of Brazil, Colombia, Cuba and Mexico, and Pool B composed of defending champions Argentina, Puerto Rico, Dominican Republic and host Chile.

**Ariel López Martín, Head Coach of Argentina:** "As defending champions, we have a responsibility. Certainly, this time we haven't arrived in the best training conditions, considering the schedules and commitments of the top players competing in Europe. However, we come with the same expectation of trying to have a great tournament. We set short-term goals, one match at a time. Argentina's goal has always been to be a leading contender, and hopefully, the competition allows us to contend for a medal. Our primary focus today is our debut against Puerto Rico".

**Giuliano Ribas "Juba", Head Coach of Brazil:** "We expect to have balanced games. In our group, there are teams we have already faced this season, in the South American Championship. Colombia even played a very tough match against us. We have prepared as much as possible to have a good debut. Then, the sequence also affects the team in terms of the volume of play, a lot of defenses. Cuba has a very strong attacking power, so we must prepare well in this group qualification phase and then the crossovers that come from the other group. The matches will be balanced from start to finish, and we have to be well-prepared to neutralize the opponent's qualities".

**Jorge Schmidt, Head Coach of Colombia:** "We come to this tournament opened to learn. Colombia is in a process of evolution, and we see that the Federation, the Olympic Committee, and the Ministry of Sports are showing a lot of interest and have given us a few extra days of training. However, like all teams, we face the reluctance to release our athletes from their clubs, but we don't complain. Our team is competitive, and we're giving it our all".

**Daniel Nejamkin, Head Coach of Chile:** "We are proud and excited to know that all the tickets to enjoy volleyball are sold out. We are aware that the tournament will be very tough, highly competitive because almost all the countries brought their top teams, and those who haven't have brought four or five key players. We hope to play for a medal, thrilled to play at home and with the thought that with the support of the fans, we can achieve a medal".

**Jesús Ángel Cruz, Head Coach of Cuba:** "For many of the athletes on the team, these are their first Pan American Games, so the competition has twice the importance. Many of them are quite young, because it was challenging to put a team together due to club season, but those who are here wish to show their quality of play and abilities, seizing the opportunity to be part of the national team. The primary goal, like all the teams here, is to be among the top four".

**Alexander Gutiérrez, Head Coach of Dominican Republic:** "It's been more than 40 years since the Dominican Republic last qualified for the Pan American Games. Our intention is to enjoy and continue to benefit from acquiring experience because this is a group for the future. We've had an incredible season, and we'll try to do our best to keep showing that we are still growing".



**Jorge Azair, Mexico Coach:** “I’m happy to be at another Pan American Games. The team is motivated, with the expectation of pursuing a medal. We know that all the teams have the same goal, so we’ll take it step by step. We’ve been working hard, and there have been some changes due to injuries and retirements”.

**Oswald Antonetti, Puerto Rico Coach:** “Half of the players are playing with their universities in the United States and some clubs in Europe, while the other half has been competing on the island in our professional league. We’re coming together for this tournament. It’s a very intriguing competition, and we see real opportunities to achieve victories. We have a special spirit to represent our island with dignity here at the Games, and that’s how we will approach the tournament”.

### **Entrenadores hablan antes del Voleibol Masculino de Juegos Panamericanos Santiago 2023**

SANTIAGO, Chile, 28 de octubre de 2023: Los entrenadores hablaron previo al Torneo de Voleibol Masculino en los Juegos Panamericanos de Santiago 2023 que comienza el lunes en el Arena Parque O’Higgins.

La competencia, que se llevará a cabo del 30 de octubre al 4 de noviembre, comenzará con tres días de la ronda de grupos. El Grupo A conformado por Brasil, Colombia, Cuba y México, mientras que el Grupo B compuesto por el campeón defensor Argentina, Puerto Rico, República Dominicana y el país anfitrión Chile”.

**Ariel López Martín, Entrenador Argentina:** “Tenemos una responsabilidad siendo campeones defensores. Seguramente en esta ocasión no llegamos con la mejores condiciones de entrenamiento teniendo en cuenta el calendario y los compromisos de los grandes jugadores que compiten en Europa, pero venimos con la misma expectativa de tratar de hacer un gran torneo. Nos trazamos objetivos a corto plazo, un partido a la vez. El objetivo de Argentina siempre es ser protagonista y ojalá la competencia nos permita pelear por una medalla. Principalmente hoy el objetivo es nuestro debut ante Puerto Rico”.

**Giuliano Ribas “Juba”, Entrenador de Brasil:** “La expectativa es que tengamos juegos equilibrados. En nuestro grupo hay equipos con los que ya nos hemos enfrentado esta temporada, en el Campeonato Sudamericano. Colombia incluso nos jugó un partido muy duro. Nos preparamos lo más posible para hacer un buen debut. Y luego la secuencia también afecta al equipo en cuanto a volumen de juego, mucha defensa. Cuba tiene un poder de ataque muy fuerte, por eso tenemos que prepararnos bien en esta fase de clasificación de grupo y luego los cruces que vienen del otro grupo. Los partidos serán equilibrados de principio a fin y tenemos que estar bien preparados para neutralizar las cualidades del rival”.

**Daniel Nejamkin, Entrenador de Chile:** “Nos llena de orgullo y de emoción saber que todas las entradas para disfrutar el voleibol están agotadas. Sabemos que el torneo será muy difícil, super parejo porque casi todos los países han venido con sus equipos titulares y aquellos que no, han traído cuatro o cinco jugadores claves. Tenemos la ilusión de jugar por una medalla, ilusionados de jugar en casa y pensar que con el apoyo del público lo podamos alcanzar”.

**Jorge Schmidt, Entrenador de Colombia:** “Llegamos a este torneo con una gran apertura para aprender. Colombia está en un proceso de evolución y estamos viendo que la propia Federación, el Comité Olímpico y el Ministerio de Deportes se están interesando mucho y automáticamente nos dieron unos días extra de entrenamiento. Pero nos enfrentamos, como todos los equipos, a la negativa de liberar a nuestros atletas de sus clubes, pero no nos quejamos. ¡Nuestro equipo es competitivo y vamos con todo”.

**Jesús Ángel Cruz, Entrenador de Cuba:** “Para muchos de los atletas en el equipo son sus primeros Juegos Panamericanos, por lo que la competencia tiene una doble importancia. Muchos atletas son muy jóvenes por que ha sido difícil la composición de los equipos acá por ser una temporada de clubes, pero los que están acá tienen el deseo de mostrar su calidad y capacidad, aprovechando la oportunidad de conformar la selección nacional. La meta fundamental, como todos los equipos acá, es estar entre los mejores cuatro”.

**Alexander Gutiérrez, Entrenador de República Dominicana:** “Hace más de 40 años que República Dominicana no clasificaba a unos Juegos Panamericanos. Nuestra intención es disfrutar y seguir sacando provecho de ganar experiencia porque este es un grupo para el futuro. Hemos hecho una temporada increíble y vamos a tratar de hacer lo mejor posible para seguir demostrando que se sigue creciendo”.

**Jorge Azair, Entrenador de México:** “Estoy contento por estar en unos Juegos Panamericanos más. El equipo viene motivado, con la expectativa de buscar una medalla. Sabemos que todos los equipos vienen con la misma meta, iremos paso por paso. Hemos estado trabajando fuerte, hay algunos cambios por lesiones y retiros”.

**Oswald Antonetti, Entrenador de Puerto Rico:** “La mitad de los jugadores están en sus equipos universitarios en los Estados Unidos y en algunos clubes en Europa, la otra mitad ha estado en la isla compitiendo en nuestra liga profesional, nos vamos a unir para este torneo. Es un torneo muy interesante y vemos oportunidades reales de forjar victorias. Tenemos una mística especial de una representación digna de nuestra isla acá en los Juegos, así lo vamos a afrontar el torneo”.



# VOLLEYBALL

## MEN'S



# Santiago

# 2023

Juegos  
PanAm | ParapanAm

## Bulletin No 2

Monday, October 30<sup>th</sup> 2023



# Santiago 2023

Juegos PanAm | ParapanAm

Santiago de Chile • Oct. 30 - Nov. 04

FIVB

NOTICIA

OPANAM

CSV



Union Panamericana Voleibol

## Calendario y Formato de Competencia Rama Masculina / Competition Format and Match Schedule Men Comp.

GROUP-A															
No.	Date	Time	Teams			LIVE	Set	1	2	3	4	5	Total	Time	Forms
1	30-oct	10:30	BRA	vs	COL		0-0								P-2 P-3
2	30-oct	13:30	CUB	vs	MEX		0-0								P-2 P-3
5	31-oct	10:30	CUB	vs	COL		0-0								P-2 P-3
6	31-oct	13:30	BRA	vs	MEX		0-0								P-2 P-3
9	01-nov	10:30	BRA	vs	CUB		0-0								P-2 P-3
10	01-nov	13:30	MEX	vs	COL		0-0								P-2 P-3
GROUP-B															
No.	Date	Time	Teams			LIVE	Set	1	2	3	4	5	Total	Time	Forms
3	30-oct	17:30	ARG	vs	PUR		0-0								P-2 P-3
4	30-oct	20:30	CHI	vs	DOM		0-0								P-2 P-3
7	31-oct	17:30	ARG	vs	DOM		0-0								P-2 P-3
8	31-oct	20:30	CHI	vs	PUR		0-0								P-2 P-3
11	01-nov	17:30	PUR	vs	DOM		0-0								P-2 P-3
12	01-nov	20:30	CHI	vs	ARG		0-0								P-2 P-3
QUATERFINALS															
No.	Date	Time	Teams			LIVE	Set	1	2	3	4	5	Total	Time	Forms
13	02-nov	10:30	2ND B	vs	3RD A		0-0								P-2 P-3
14	02-nov	13:30	2ND A	vs	3RD B		0-0								P-2 P-3
CLASSIFICATION 5/8															
No.	Date	Time	Teams			LIVE	Set	1	2	3	4	5	Total	Time	Forms
15	03-nov	10:30	4TH B	vs	LOOSER OF M13 OR (M14)		0-0								P-2 P-3
16	03-nov	13:30	4TH A	vs	LOOSER OF M14 OR (M13)		0-0								P-2 P-3
SEMIFINALS															
No.	Date	Time	Teams			LIVE	Set	1	2	3	4	5	Total	Time	Forms
17	03-nov	17:30	1st. B	vs	WINNER OF M13 OR (M14)		0-0								P-2 P-3
18	03-nov	20:30	1st. A	vs	WINNER OF M14 OR (M13)		0-0								P-2 P-3
FINAL CLASSIFICATION 7/8															
No.	Date	Time	Teams			LIVE	Set	1	2	3	4	5	Total	Time	Forms
19	04-nov	10:00	LOOSER OF M15	vs	LOOSER OF M16		0-0								P-2 P-3
FINAL CLASSIFICATION 5/6															
No.	Date	Time	Teams			LIVE	Set	1	2	3	4	5	Total	Time	Forms
20	04-nov	13:00	WINNER OF M15	vs	WINNER OF M16		0-0								P-2 P-3
FINALS															
No.	Date	Time	Teams			LIVE	Set	1	2	3	4	5	Total	Time	Forms
21	04-nov	17:00	LOSER OF M17	vs	LOSER OF M18		0-0								P-2 P-3
22	04-nov	20:00	WINNER OF M17	vs	WINNER OF M18		0-0								P-2 P-3



Union Panamericana Voleibol



# Santiago 2023

Juegos PanAm | ParapanAm

Santiago de Chile • Oct. 30 - Nov. 04



## Union Panamericana Voleibol



Hora / Time	Competition Venue - FOP	Hora / Time	Training Court 1 - Centro Elige vivir Sano Lo Espejo	Training Court 2 - Centro Elige vivir Sano San Ramón
-------------	-------------------------	-------------	------------------------------------------------------	------------------------------------------------------

9:00		9:00	DOMINICANA	CUBA
10:30		10:30	COLOMBIA	ARGENTINA
12:00		12:00	MEXICO	PUERTO RICO
13:30		13:30	BRASIL	CHILE

		Preliminary Inqu	
		Time	Coun
8:00	DOMINICANA	9:00	CUBA
9:30	COLOMBIA	9:30	ARG
11:00	CUBA	10:00	MEX
12:30	ARGENTINA	10:30	PUR
14:00	MEXICO	11:00	BR
15:30	PUERTO RICO	11:30	CHI
17:00	BRASIL	12:00	COL
18:30	CHILE	12:30	DOM



### 20:00 PRACTICAL CLINIC

9:00			DOMINICANA	MEXICO
10:30			COLOMBIA	ARGENTINA
12:00			PUERTO RICO	CUBA
13:30			CHILE	BRASIL

9:00		9:00	ARGENTINA	PUERTO RICO
10:30		10:30	CHILE	DOMINICANA
10:30	BRA Vs COL			
13:30	CUB Vs MEX			
17:30	ARG Vs PUR			
19:00		19:00	BRASIL	COLOMBIA
20:30		20:30	CUBA	MEXICO
20:30	CHI Vs DOM			

9:00		9:00	ARGENTINA	DOMINICANA
10:30		10:30	CHILE	PUERTO RICO
10:30	CUB Vs COL			
13:30	BRA Vs MEX			
17:30	ARG Vs DOM			
19:00		19:00	CUBA	COLOMBIA
20:30		20:30	BRASIL	MEXICO
20:30	CHILE Vs PUR			

9:00		9:00	PUERTO RICO	DOMINICANA
10:30		10:30	CHILE	ARGENTINA
10:30	BRA Vs CUB			
13:30	MEX Vs COL			
17:30	PUR Vs DOM			
19:00		19:00	BRASIL	CUBA
20:30		20:30	MEXICO	COLOMBIA
20:30	CHI Vs ARG			

9:00		9:00	4to.- GRUPO-A	4to.- GRUPO-B
10:30		10:30	1er.-GRUPO-A	1er.-GRUPO-B
10:30	2do GRUPO B Vs 3er GRUPO A			
13:30	2do GRUPO A Vs 3er. GRUPO B			
19:00		19:00	2do. GRUPO-B	3er. GRUPO-A
20:30		20:30	2do. GRUPO-A	3er. GRUPO-B
9:00		9:00	1er.-GRUPO-B	GP 13 O 14
10:30		10:30	1er.-GRUPO-A	GP 14 O 13
10:30	4to.- GRUPO-B Vs P-JUEGO 13 O 14			
13:30	4to.- GRUPO-A Vs P-JUEGO 14 O 13			
17:30	1er.-GRUPO-B Vs G-JUEGO 13 O 14			
19:00		19:00	4to.- GRUPO-B	PP 13 O 14
20:30		20:30	4to.- GRUPO-A	PP 14 O 13
20:30	1er.-GRUPO-A Vs G-JUEGO 14 O 13			
9:00		9:00	PP 17	PP 18
10:00	P- JUEGO 15 Vs P-JUEGO 16			
10:30		10:30	GP 17	GP 18
13:00	G-JUEGO 15 Vs G-JUEGO 16			
17:00	P-JUEGO 17 Vs P-JUEGO 18			
20:00	G-JUEGO 17 Vs G-JUEGO 18			



**Union  
Panamericana  
Voleibol**



**Santiago  
2023**

Juegos PanAm I ParapanAm  
Santiago de Chile • Oct. 30 - Nov. 04



**Union  
Panamericana  
Voleibol**



FEDERATION  
INTERNATIONALE  
DE VOLLEYBALL



**0-1**

UNIFORM COLOURS  
Couleur de l'uniforme

CITY:  
Ville:

DATE:  TIME:  
Heure:

REGISTERED COLOURS / Couleurs enregistrées :  
(ONLY SHIRT COLOUR - seulement la couleur du maillot)

POOL/PHASE:   
Groupe/Phase:

	BRA	COL	CUB	MEX
1	YELLOW	Yellow	RED	BLACK
2	DARK GREEN	Blue	BLUE	RED
3	WHITE	White	WHITE	WHITE

MATCH SCHEDULE  
Calendrier des matches

DATE:	No. Match	Team Equipe	
		A	B
30/oct/2023	1	BRA	COL
30/oct/2023	2	CUB	MEX
31/oct/2023	5	CUB	COL
31/oct/2023	6	BRA	MEX
01/nov/2023	9	BRA	CUB
01/nov/2023	10	MEX	COL

TEAMS CHOICE (1-2 OR 3)  
Choix des équipes (1-2 ou 3)

1st CHOICE 1er Choix		FIVB DECISION LIBERO	
A	B	A	B
YELLOW	BLUE	DARK GREEN	RED
RED	BLACK	WHITE	WHITE
WHITE	YELLOW	BLUE	WHITE
DARK GREEN	RED	WHITE	BLACK
WHITE	BLUE	YELLOW	RED
WHITE	RED	RED	YELLOW

  
**Union  
Panamericana  
Voleibol**

*[Handwritten signature]*









Santiago de Chile • Oct. 30-Nov. 04

**Calendario y Formato de Competencia Rama Masculina / Competition Format and Match Schedule Men Comp.**

GROUP-A														
No.	Date	Time	Teams			LIVE	Set	1	2	3	4	5	Total	Time
1	30-Oct	10:30	BRA	vs	COL		3-0	25-20	25-17	25-10				1:19
2	30-Oct	13:30	CUB	vs	MEX		3-2	25-20	24-26	19-25	27-25	15-10	110-106	2:07
5	31-Oct	10:30	CUB	vs	COL		0-0							
6	31-Oct	13:30	BRA	vs	MEX		0-0							
9	1-Nov	10:30	BRA	vs	CUB		0-0							
10	1-Nov	13:30	MEX	vs	COL		0-0							
GROUP-B														
No.	Date	Time	Teams			LIVE	Set	1	2	3	4	5	Total	Time
3	30-Oct	17:30	ARG	vs	PUR		3-0	25-23	26-24	25-15			76-62	1:20
4	30-Oct	20:30	CHI	vs	DOM		3-1	25-20	21-25	25-22	25-21		96-88	1:57
7	31-Oct	17:30	ARG	vs	DOM		0-0							
8	31-Oct	20:30	CHI	vs	PUR		0-0							
11	1-Nov	17:30	PUR	vs	DOM		0-0							
12	1-Nov	20:30	CHI	vs	ARG		0-0							
QUATERFINALS														
No.	Date	Time	Teams			LIVE	Set	1	2	3	4	5	Total	Time
13	2-Nov	10:30	2ND B	vs	3RD A		0-0							
14	2-Nov	13:30	2ND A	vs	3RD B									
CLASSIFICATION 5/8														
No.	Date	Time	Teams			LIVE	Set	1	2	3	4	5	Total	Time
15	3-Nov	10:30	4TH B	vs	LOOSER OF M13 OR (M14)		0-0							
16	3-Nov	13:30	4TH A	vs	LOOSER OF M14 OR (M13)									
SEMIFINALS														
No.	Date	Time	Teams			LIVE	Set	1	2	3	4	5	Total	Time
17	3-Nov	17:30	1st. B	vs	WINNER OF M13 OR (M14)		0-0							
18	3-Nov	20:30	1st. A	vs	WINNER OF M14 OR (M13)		0-0							
FINAL CLASSIFICATION 7/8														
No.	Date	Time	Teams			LIVE	Set	1	2	3	4	5	Total	Time
19	4-Nov	10:00	LOOSER OF M15	vs	LOOSER OF M16		0-0							
FINAL CLASSIFICATION 5/6														
No.	Date	Time	Teams			LIVE	Set	1	2	3	4	5	Total	Time
20	4-Nov	13:00	WINNER OF M15	vs	WINNER OF M16		0-0							
FINALS														
No.	Date	Time	Teams			LIVE	Set	1	2	3	4	5	Total	Time
21	4-Nov	17:00	LOSER OF M17	vs	LOSER OF M18		0-0							
22	4-Nov	20:00	WINNER OF M17	vs	WINNER OF M18		0-0							

**MATCHES RESULTS**
**Pool A**

No	Date	Teams	Set	Result per set (points)					Total Points	Duration	Spectators
				1	2	3	4	5			
1	30-Oct-2023	BRA - COL	3-0	25-20	25-17	25-10			75-47	1:19	9314
2	30-Oct-2023	CUB - MEX	3-2	25-20	24-26	19-25	27-25	15-10	110-106	2:07	9314
5	31-Oct-2023	CUB - COL							-		
6	31-Oct-2023	BRA - MEX							-		
9	01-Nov-2023	BRA - CUB							-		
10	01-Nov-2023	MEX - COL							-		

**Pool B**

No	Date	Teams	Set	Result per set (points)					Total Points	Duration	Spectators
				1	2	3	4	5			
3	30-Oct-2023	ARG - PUR	3-0	25-23	26-24	25-15			76-62	1:20	9752
4	30-Oct-2023	CHI - DOM	3-1	25-20	21-25	25-22	25-21		96-88	1:57	9752
7	31-Oct-2023	ARG - DOM							-		
8	31-Oct-2023	CHI - PUR							-		
11	01-Nov-2023	PUR - DOM							-		
12	01-Nov-2023	CHI - ARG							-		

**TEAM RANKING**
**Pool A**

Rk	Code	Team	Matches				Pts	Results details							Sets			Points		
			W	L	T	3-0		3-1	3-2	2-3	1-3	0-3	W	L	Ratio	W	L	Ratio		
1	BRA	Brazil	1	0	1	5	1	0	0	0	0	0	3	0	MAX	75	47	1.595		
2	CUB	Cuba	1	0	1	3	0	0	1	0	0	0	3	2	1.500	110	106	1.037		
3	MEX	Mexico	0	1	1	2	0	0	0	1	0	0	2	3	0.666	106	110	0.963		
4	COL	Colombia	0	1	1	0	0	0	0	0	1	0	0	3	0.000	47	75	0.626		

**Pool B**

Rk	Code	Team	Matches				Pts	Results details							Sets			Points		
			W	L	T	3-0		3-1	3-2	2-3	1-3	0-3	W	L	Ratio	W	L	Ratio		
1	ARG	Argentina	1	0	1	5	1	0	0	0	0	0	3	0	MAX	76	62	1.225		
2	CHI	Chile	1	0	1	4	0	1	0	0	0	0	3	1	3.000	96	88	1.090		
3	DOM	Dominican Republic	0	1	1	1	0	0	0	0	1	0	1	3	0.333	88	96	0.916		
4	PUR	Puerto Rico	0	1	1	0	0	0	0	0	1	0	0	3	0.000	62	76	0.815		



<b>Match:</b> 1	<b>Date:</b> 30/10/2023	<b>Spectators:</b> 9,314
<b>City:</b> Santiago de Chile		
<b>Hall:</b> Arena Parque O'Higgins		
<b>Match duration:</b> Start: 10:30 End: 11:49 Total: 1:19		

Teams	Sets	1	2	3	4	5	Total
<b>BRA</b>	<b>3</b>	25	25	25			75
<b>COL</b>	<b>0</b>	20	17	10			47
<b>Duration:</b>		0:28	0:24	0:21			1:13

**Referees:** 1st: Pedro Fabian Concia (ARG) 2nd: Ricardo Borroto Iglesias (CUB)

BRA - Brazil													
No	Name	Pos.	Line-up					Points by set					T.
			1	2	3	4	5	1	2	3	4	5	
3	Judson	MB	4	1	1			3	2	3			8
4	Otávio (C)	MB	1	4	4			2	4	3			9
5	Matheus G.	S	5	5	5			1	2	1			4
6	Adriano	OH	6	6	6			4	3	3			10
7	Thiery	MB											
8	Honorato	OH	3	3	3			2	3	2			7
11	Thiago	S	18		18								
14	Maicon	OH											
15	Maique (L)	L	L	L	L								
18	Darlan	OP	2	2	2			4	5	7			16
19	Roque	OP	5		5					2			2
20	L. Bergmann	OH			6								

**Coach:** Giuliano Ribas  
**Assistant:** Tabach Ricardo

COL - Colombia													
No	Name	Pos.	Line-up					Points by set					T.
			1	2	3	4	5	1	2	3	4	5	
1	Ramos R (L)	L	L	L	L								
5	Ruiz	OH											
7	Piza	OH	1	3	2			2	4	2			8
8	Mejia L (C)	MB	2	4	3			2	3	3			8
9	Caicedo	OH	4	6	5			1		1			2
10	Estupiñan	MB			6								
12	Medina	OH	8	23	9								
13	Jc Ambuila	S	3	5	4								
18	Cuello	OP		22	13								
19	Mesa	S			22								
22	Irrahondo	OP	6	2	1			7	2				9
23	Apoza D.	MB	5	1				2					2

**Coach:** Jorge Augusto Schmidt  
**Assistant:** Osorio Arboleda Carlos Felipe

**TEAMS AND PLAYERS PERFORMANCES**

Won Points	Total Atts	No	Name
<b>35</b>	<b>66</b>	<b>Total Team</b>	
9	20	18	Darlan
7	10	3	Judson
7	13	6	Adriano
<b>9</b>	<b>37</b>	<b>Total Team</b>	
4	14	4	Otávio
2	3	18	Darlan
1	10	3	Judson
<b>12</b>	<b>73</b>	<b>Total Team</b>	
5	16	18	Darlan
3	13	6	Adriano
2	13	5	Matheus G.
<b>19</b>		<b>Total Team</b>	
<b>75</b>	<b>176</b>	<b>Total Team</b>	
16	39	18	Darlan
10	27	6	Adriano
9	30	4	Otávio

Scoring Skills
<b>Attack</b>
<b>Block</b>
<b>Serve</b>
<b>Opp. error</b>
<b>Total</b>
<b>Best scorers</b>

Won Points	Total Atts	No	Name
<b>25</b>	<b>78</b>	<b>Total Team</b>	
7	21	7	Piza
7	9	8	Mejia L
7	26	22	Irrahondo
<b>3</b>	<b>20</b>	<b>Total Team</b>	
1	1	7	Piza
1	5	8	Mejia L
1	2	22	Irrahondo
<b>1</b>	<b>49</b>	<b>Total Team</b>	
1	9	22	Irrahondo
0	0	1	Ramos R
0	0	5	Ruiz
<b>18</b>		<b>Total Team</b>	
<b>47</b>	<b>147</b>	<b>Total Team</b>	
9	37	22	Irrahondo
8	32	7	Piza
8	24	8	Mejia L

Starting line-up with position    Atts = Attempts    (C) = Captain    MB = Middle blocker    S = Setter  
 Substitute with shirt number    Opp. = Opponent    (L) / L = Libero    OP = Opposite    OH = Outside Hitter



**Match:** 2      **Date:** 30/10/2023      **Spectators:** 9,314  
**City:** Santiago de Chile  
**Hall:** Arena Parque O'Higgins  
**Match duration:** **Start:** 13:30 **End:** 15:37 **Total:** 2:07

Teams	Sets	1	2	3	4	5	Total
<b>CUB</b>	<b>3</b>	25	24	19	27	15	110
<b>MEX</b>	<b>2</b>	20	26	25	25	10	106
<b>Duration:</b>		0:22	0:26	0:24	0:28	0:15	1:55

**Referees:** 1st: Silvio Silveira (BRA) 2nd: Juan F. Rivera (PUR)

CUB - Cuba													
No	Name	Pos.	Line-up					Points by set					T.
			1	2	3	4	5	1	2	3	4	5	
1	Masso	MB	5	6	5	6	6	4	3	1	2	1	11
5	Iglesias	S	17		17	17							
6	Marti	OH	4	5	4	5	5	3		3	4	4	14
7	Garcia (L)	L	L	L	L	L	L						
9	Gonzalez	OP											
10	Gutierrez	OP	3	4	3	4	4	6	6	2	5	2	21
11	Taboada	S	6	1	6	1	1			1			1
14	Goide	S											
17	Contreras	MB	2	3	2	3	3	2	3		5	3	13
18	Lopez (C)	OH	1	2	1	2	2	2	3	4	6	2	17
24	Gorguet	OH	6	6			6						
25	Chirino	S		17	1	1	17					1	1

**Coach:** Jesus Angel Cruz Lopez  
**Assistant:** Muñoz Perez Yosvany

MEX - Mexico														
No	Name	Pos.	Line-up					Points by set					T.	
			1	2	3	4	5	1	2	3	4	5		
2	Hernandez	OH	18	18	1	1	1			1	1	1	2	5
3	Bravo (C) (L)	L	L	L	L	L	L							
5	Parra	MB	2	2	2	2	2	1	1	1	1	1	4	
6	Lopez	OH												
8	Mendoza	S	19	19										
9	Rodriguez	MB	5	5	5	5	5	1	3	4	3	11		
11	Lopez B.	MB	9				5							
12	Fuentes	OH	4	4	4	4	4	3	4	4	5	3	19	
18	Sanay	OH	1	1		12		1					1	
19	Baca	OP	3	3	3	3	3	2	4	7	5	18		
22	Dominguez	OP	96	96				1					1	
96	Garcia	S	6	6	6	6	6	2		1		3		

**Coach:** AZAIR LOPEZ JORGE MIGUEL  
**Assistant:** Mendoza Ramos Roberto

### TEAMS AND PLAYERS PERFORMANCES

Won Points	Total Atts	No	Name
<b>59</b>	<b>129</b>	<b>Total Team</b>	
19	38	10	Gutierrez
13	38	18	Lopez
9	26	6	Marti
<b>15</b>	<b>63</b>	<b>Total Team</b>	
5	6	6	Marti
4	20	17	Contreras
3	26	1	Masso
<b>4</b>	<b>109</b>	<b>Total Team</b>	
2	20	18	Lopez
1	20	10	Gutierrez
1	8	25	Chirino
<b>32</b>		<b>Total Team</b>	
<b>110</b>	<b>301</b>	<b>Total Team</b>	

Scoring Skills
<b>Attack</b>
<b>Block</b>
<b>Serve</b>
<b>Opp. error</b>
<b>Total</b>
<b>Best scorers</b>

Won Points	Total Atts	No	Name
<b>49</b>	<b>130</b>	<b>Total Team</b>	
17	35	12	Fuentes
17	46	19	Baca
7	14	9	Rodriguez
<b>8</b>	<b>51</b>	<b>Total Team</b>	
3	13	5	Parra
2	16	9	Rodriguez
1	5	2	Hernandez
<b>5</b>	<b>107</b>	<b>Total Team</b>	
2	15	9	Rodriguez
1	21	12	Fuentes
1	15	19	Baca
<b>44</b>		<b>Total Team</b>	
<b>106</b>	<b>288</b>	<b>Total Team</b>	

■ Starting line-up with position    Atts = Attempts    (C) = Captain    MB = Middle blocker    S = Setter  
 □ Substitute with shirt number    Opp. = Opponent    (L) / L = Libero    OP = Opposite    OH = Outside Hitter



**Match:** 3    **Date:** 30/10/2023    **Spectators:** 9,752  
**City:** Santiago de Chile  
**Hall:** Arena Parque O'Higgins  
**Match duration:** **Start:** 17:30    **End:** 18:50    **Total:** 1:20

Teams	Sets	1	2	3	4	5	Total
<b>ARG</b>	<b>3</b>	25	26	25			76
<b>PUR</b>	<b>0</b>	23	24	15			62
<b>Duration:</b>		0:25	0:27	0:22			1:14

**Referees:** 1st: Luis Gerardo Macias (MEX) 2nd: Jose Alejandro Muñoz Hernandez (CHI)

ARG - Argentina														
No	Name	Pos.	Line-up					Points by set					T.	
			1	2	3	4	5	1	2	3	4	5		
1	Nicolas	OH	18	18										
2	Richards	OH				7								
4	Vazquez	S		12	12									
5	Scarpa (L)	L	L	L	L									
7	Conte (C)	OH	6	2	1		3	3	6				12	
8	Gonzalez	S	5	1	6			1					1	
10	Zelayeta	OH	3	5	4		4	1	4				9	
12	Lima B.	OP	2	4	3		5	3	2				10	
18	Maciel	MB	1	3	2		3	4	4				11	
19	Gallardo	MB	4	6	5		1	2	3				6	
20	Soria	MB												
25	Balague	OP		8	8			1	3				4	

**Coach:** Martin Ariel Lopez  
**Assistant:** Rico Golba Pablo

PUR - Puerto Rico														
No	Name	Pos.	Line-up					Points by set					T.	
			1	2	3	4	5	1	2	3	4	5		
1	Garcia	S	6	6	6					1				1
3	Hoyos	OH	1	1	1		6	2	2					10
4	Cabrera (L)	L	L	L	L									
6	Rodriguez	S	6											
13	Torres	OP		16	3						1		1	
14	Vargas (C)	OH	4	4	4		1	7	3				11	
15	Rodriguez	MB	5	5	5		3	1	2				6	
16	Ellis	OP	3	3			2	1					3	
17	Alomar	MB	2	2	2		2	2					4	
19	Lopez	OH	16	15	13									
21	Figueroa	MB			17									
25	Feliciano	OH	17											

**Coach:** Oswald Antonetti Cameron  
**Assistant:** Torres Rosario Alberto Jamille

### TEAMS AND PLAYERS PERFORMANCES

Won Points	Total Atts	No	Name
<b>42</b>	<b>79</b>	<b>Total Team</b>	
10	21	7	Conte
10	23	12	Lima B.
8	13	10	Zelayeta
<b>6</b>	<b>36</b>	<b>Total Team</b>	
2	3	7	Conte
2	12	18	Maciel
2	9	19	Gallardo
<b>5</b>	<b>74</b>	<b>Total Team</b>	
2	14	18	Maciel
2	5	25	Balague
1	9	10	Zelayeta
<b>23</b>		<b>Total Team</b>	
<b>76</b>	<b>189</b>	<b>Total Team</b>	

Scoring Skills
<b>Attack</b>
<b>Block</b>
<b>Serve</b>
<b>Opp. error</b>
<b>Total</b>
<b>Best scorers</b>

Won Points	Total Atts	No	Name
<b>35</b>	<b>74</b>	<b>Total Team</b>	
11	23	14	Vargas
10	23	3	Hoyos
5	5	15	Rodriguez
<b>1</b>	<b>27</b>	<b>Total Team</b>	
1	9	15	Rodriguez
0	3	1	Garcia
0	4	3	Hoyos
<b>0</b>	<b>64</b>	<b>Total Team</b>	
0	8	1	Garcia
0	11	3	Hoyos
0	0	4	Cabrera
<b>26</b>		<b>Total Team</b>	
<b>62</b>	<b>165</b>	<b>Total Team</b>	
11	37	14	Vargas
10	38	3	Hoyos
6	23	15	Rodriguez

■ Starting line-up with position    Atts = Attempts    (C) = Captain    MB = Middle blocker    S = Setter  
 □ Substitute with shirt number    Opp. = Opponent    (L) / L = Libero    OP = Opposite    OH = Outside Hitter

**Match:** 4    **Date:** 30/10/2023    **Spectators:** 9,752  
**City:** Santiago de Chile  
**Hall:** Arena Parque O'Higgins  
**Match duration:** **Start:** 20:30    **End:** 22:27    **Total:** 1:57

Teams	Sets	1	2	3	4	5	Total
<b>CHI</b>	<b>3</b>	25	21	25	25		96
<b>DOM</b>	<b>1</b>	20	25	22	21		88
<b>Duration:</b>		0:23	0:28	0:29	0:28		1:48

**Referees:** 1st: Misael Galindo Reytez (COL) 2nd: Walda Ioanna Maldonado Lam (GUA)

CHI - Chile														
No	Name	Pos.	Line-up					Points by set					T.	
			1	2	3	4	5	1	2	3	4	5		
1	Villarreal	S			8	8								
2	Ibarra	OH												
3	Araya	MB	2	3	2	2	2	1	4	1			8	
4	T. Parraguirre	OP			11	11				1			1	
5	Parraguirre	OH	4	5	4	4	7	6	7	9			29	
6	Gago	MB	5	6	5	5			2	4			6	
8	Albornoz S.	S	6	1	6	6				2			2	
9	Bonacic (C)	OH	1	2	1	1	5	4	4	1			14	
10	Mardones	MB												
11	Jadue	OH	3	4	3	3	1	2	2				5	
16	Valenzuela	MB												
17	Bravo (L)	L	L	L	L	L								

**Coach:** DANIEL RUBEN NEJAMKIN  
**Assistant:** Ivan Villareal Barahona

DOM - Dominican Republic														
No	Name	Pos.	Line-up					Points by set					T.	
			1	2	3	4	5	1	2	3	4	5		
1	Tapia (C)	OP												
4	Hernandez	OH	5	4	2	2	4	2	2	3			11	
5	Mieses (L)	L	L	L	L	L								
6	Figueroa	OP												
7	J.J.	S												
8	Lopez	OH	2	1	5	5	2		5	3			10	
10	Toribio	OH												
12	Arredondo	S	1	6	1	1					1		1	
13	Burgos	MB	6	5	6	18			2	2			4	
15	Rosario	MB	3	2	3	3	5	2	3				10	
18	Ortiz	MB			13	6				1	3		4	
19	Cruz	OH	4	3	4	4	5	10	2	5			22	

**Coach:** Jose Gutierrez Sanchez  
**Assistant:** Mañon Torres José Dante Aristides

### TEAMS AND PLAYERS PERFORMANCES

Won Points	Total Atts	No Name
<b>52</b>	<b>116</b>	<b>Total Team</b>
22	43	5 Parraguirre
14	33	9 Bonacic
5	13	6 Gago
<b>8</b>	<b>32</b>	<b>Total Team</b>
4	6	5 Parraguirre
2	6	3 Araya
1	9	6 Gago
<b>5</b>	<b>95</b>	<b>Total Team</b>
3	18	5 Parraguirre
2	18	3 Araya
0	0	1 Villarreal
<b>31</b>		<b>Total Team</b>
<b>96</b>	<b>243</b>	<b>Total Team</b>
29	67	5 Parraguirre
14	50	9 Bonacic
8	33	3 Araya

Scoring Skills
<b>Attack</b>
<b>Block</b>
<b>Serve</b>
<b>Opp. error</b>
<b>Total</b>
<b>Best scorers</b>

Won Points	Total Atts	No Name
<b>46</b>	<b>115</b>	<b>Total Team</b>
20	45	19 Cruz
11	27	4 Hernandez
8	27	8 Lopez
<b>14</b>	<b>39</b>	<b>Total Team</b>
4	8	18 Ortiz
3	6	13 Burgos
3	11	15 Rosario
<b>2</b>	<b>89</b>	<b>Total Team</b>
1	15	8 Lopez
1	17	15 Rosario
0	0	1 Tapia
<b>26</b>		<b>Total Team</b>
<b>88</b>	<b>243</b>	<b>Total Team</b>
22	70	19 Cruz
11	43	4 Hernandez
10	48	8 Lopez

■ Starting line-up with position    Atts = Attempts    (C) = Captain    MB = Middle blocker    S = Setter  
 □ Substitute with shirt number    Opp. = Opponent    (L) / L = Libero    OP = Opposite    OH = Outside Hitter







## Best Scorers

Rk	No	Name	Pos.	Team	Attack	Block	Serve	Total
1	5	Parraguire Vicente	OH	CHI	22	4	3	29
2	19	Cruz Cepin Hector Alexis	OH	DOM	20	2	0	22
3	10	Gutierrez Suarez Miguel David	OP	CUB	19	1	1	21
4	12	Fuentes Rascon Mauro Isaac	OH	MEX	17	1	1	19
5	19	Hernandez Baca Luis David	OP	MEX	17	0	1	18
6	18	Lopez Castro Miguel Angel	OH	CUB	13	2	2	17
7	18	Ferreira Souza Darlan	OP	BRA	9	2	5	16
8	9	Bonacic Dusan	OH	CHI	14	0	0	14
	6	Gonzalez Marti Yusniel	OH	CUB	9	5	0	14
10	17	Contreras Acosta Jakdiel	MB	CUB	9	4	0	13
11	7	Conte Facundo	OH	ARG	10	2	0	12
12	18	Maciel Gustavo	MB	ARG	7	2	2	11
	1	Masso Alvarez Jose Israel	MB	CUB	8	3	0	11
	4	Hernandez Wilfrido	OH	DOM	11	0	0	11
	9	Tellez Rodriguez Axel Manuel	MB	MEX	7	2	2	11
	14	Vargas Pelegrin	OH	PUR	11	0	0	11
17	12	Lima Bruno	OP	ARG	10	0	0	10
	6	Fernandes P.X.Cavalcante Adriano	OH	BRA	7	0	3	10
	8	Lopez Capellan Henry Antonio	OH	DOM	8	1	1	10
	15	Rosario Adames Luther Hadasher	MB	DOM	6	3	1	10
	3	Hoyos Omar	OH	PUR	10	0	0	10
22	10	Zelayeta Mauro	OH	ARG	8	0	1	9
	4	Rodrigues Pinto Otávio Henrique	MB	BRA	4	4	1	9
	10	Larrahondo Gustavo	OP	COL	7	1	1	9
25	3	Nunes da Cunha Jr Judson Amabel	MB	BRA	7	1	0	8
	3	Araya Gabriel	MB	CHI	4	2	2	8
	7	Piza Hernandez Andres Felipe	OH	COL	7	1	0	8
	8	Mejia Leandro	MB	COL	7	1	0	8
29	8	Honorato Henrique Dantas Nóbrega	OH	BRA	5	1	1	7
30	19	Gallardo Agustin	MB	ARG	4	2	0	6
	6	Gago Murtagh Tomas	MB	CHI	5	1	0	6
	15	Rodriguez Jonathan	MB	PUR	5	1	0	6
33	11	Jadue Matias	OH	CHI	5	0	0	5
	2	Hernández Cabrera Jorge Ariel	OH	MEX	4	1	0	5
35	25	Balague Manuel	OP	ARG	2	0	2	4
	5	Gonçalves Matheus Silva	S	BRA	1	1	2	4
	13	Burgos-Guntin Rafael Antonio	MB	DOM	1	3	0	4
	18	Ortiz Valdez Moises Alexander	MB	DOM	0	4	0	4
	5	Parra Valenzuela Victor Manuel	MB	MEX	1	3	0	4
	17	Alomar Ismael	MB	PUR	4	0	0	4
41	96	Garcia Resendiz Miguel Angel	S	MEX	1	1	1	3
	16	Ellis Carballo Jamal	OP	PUR	3	0	0	3
43	19	Moreira Roque Felipe	OP	BRA	2	0	0	2
	8	Albornoz Sebastian	S	CHI	1	1	0	2
	9	Caicedo Jharold	OH	COL	2	0	0	2
	23	Aponza Carabali Daniel	MB	COL	2	0	0	2
47	8	González Demián Javier	S	ARG	1	0	0	1
	4	Parraguire Tomas	OP	CHI	1	0	0	1
	11	Taboada Diaz Lyvan	S	CUB	1	0	0	1
	25	Chirino Callam Adrian	S	CUB	0	0	1	1
<b>Total tournament</b>					343	64	34	441



## Best Attackers

Limit: 15.00%

Rk	No	Name	Pos.	Team	Attacks	Faults	Shots	Total Attempts	Succ. %
1	3	Nunes da Cunha Jr Judson Amabel	MB	BRA	7	0	3	10	70.00
2	10	Zelayeta Mauro	OH	ARG	8	2	3	13	61.54
3	6	Fernandes P.X.Cavalcante Adriano	OH	BRA	7	1	5	13	53.85
4	5	Parraguirre Vicente	OH	CHI	22	9	12	43	51.16
5	10	Gutierrez Suarez Miguel David	OP	CUB	19	8	11	38	50.00
6	12	Fuentes Rascon Mauro Isaac	OH	MEX	17	2	16	35	48.57
7	14	Vargas Pelegrin	OH	PUR	11	2	10	23	47.83
8	7	Conte Facundo	OH	ARG	10	1	10	21	47.62
9	18	Ferreira Souza Darlan	OP	BRA	9	5	6	20	45.00
10	19	Cruz Cepin Hector Alexis	OH	DOM	20	7	18	45	44.44
<b>Total tournament</b>					343	138	306	787	43.58



## Best Blockers

Rk	No	Name	Pos.	Team	Kill Blocks	Faults	Rebounds	Total Attempts	Avg. by set
1	4	Rodrigues Pinto Otávio Henrique	MB	BRA	4	6	4	14	1.33
2	5	Parraguirre Vicente	OH	CHI	4	2	0	6	1.00
	6	Gonzalez Marti Yusniel	OH	CUB	5	1	0	6	1.00
	18	Ortiz Valdez Moises Alexander	MB	DOM	4	1	3	8	1.00
5	17	Contreras Acosta Jakdiel	MB	CUB	4	8	8	20	0.80
6	13	Burgos-Guntin Rafael Antonio	MB	DOM	3	2	1	6	0.75
	15	Rosario Adames Luther Hadasher	MB	DOM	3	6	2	11	0.75
8	7	Conte Facundo	OH	ARG	2	0	1	3	0.67
	18	Maciel Gustavo	MB	ARG	2	6	4	12	0.67
	19	Gallardo Agustin	MB	ARG	2	5	2	9	0.67
<b>Total tournament</b>					64	132	109	305	2.13



## Best Servers

Rk	No	Name	Pos.	Team	Aces	Faults	Serve Hits	Total Attempts	Avg. by set
1	18	Ferreira Souza Darlan	OP	BRA	5	2	9	16	1.67
2	6	Fernandes P.X.Cavalcante Adriano	OH	BRA	3	1	9	13	1.00
3	5	Parraguirre Vicente	OH	CHI	3	8	7	18	0.75
4	18	Maciel Gustavo	MB	ARG	2	1	11	14	0.67
	25	Balague Manuel	OP	ARG	2	2	1	5	0.67
	5	Gonçalves Matheus Silva	S	BRA	2	1	10	13	0.67
7	3	Araya Gabriel	MB	CHI	2	0	16	18	0.50
8	18	Lopez Castro Miguel Angel	OH	CUB	2	4	14	20	0.40
	9	Tellez Rodriguez Axel Manuel	MB	MEX	2	4	9	15	0.40
10	10	Zelayeta Mauro	OH	ARG	1	5	3	9	0.33
<b>Total tournament</b>					34	134	492	660	1.13





## Best Diggers

Rk	No	Name	Pos.	Team	Digs	Faults	Receptions	Total Attempts	Avg. by set
1	4	Cabrera Rivera Arnel	L	PUR	15	2	0	17	5.00
2	3	Bravo Moreno Hiram Said	L	MEX	23	0	2	25	4.60
3	17	Bravo Jaime	L	CHI	17	4	0	21	4.25
4	7	Garcia Alvarez Yonder Roman	L	CUB	21	5	1	27	4.20
5	15	Nascimento Maique Reis	L	BRA	12	4	2	18	4.00
	5	Mieses Feliz Enger Miguel	L	DOM	16	6	0	22	4.00
7	1	Ramos Lemos Roosvuelte Riol	L	COL	11	4	0	15	3.67
8	9	Bonacic Dusan	OH	CHI	12	0	1	13	3.00
9	10	Zelayeta Mauro	OH	ARG	8	0	0	8	2.67
	5	Gonçalves Matheus Silva	S	BRA	8	1	2	11	2.67
<b>Total tournament</b>					336	91	48	475	11.20



## Best Setters

Rk	No	Name	Pos.	Team	Running Sets	Faults	Still Sets	Total Attempts	Avg. by set
1	11	Taboada Diaz Lyvan	S	CUB	32	0	77	109	6.40
2	8	González Demián Javier	S	ARG	19	0	40	59	6.33
3	5	Gonçalves Matheus Silva	S	BRA	17	0	30	47	5.67
4	1	Garcia Howard	S	PUR	7	1	45	53	2.33
5	96	Garcia Resendiz Miguel Angel	S	MEX	10	2	93	105	2.00
6	13	Ambuila Juan Camilo	S	COL	4	1	55	60	1.33
7	4	Vazquez Ezequiel	S	ARG	2	0	6	8	0.67
	6	Rodriguez Kevin Joel	S	PUR	2	0	7	9	0.67
9	8	Mendoza Burgueño Edgar Alejandro	S	MEX	2	0	1	3	0.40
10	11	Pontes Veloso Thiago	S	BRA	1	0	7	8	0.33
<b>Total tournament</b>					97	8	682	787	3.23



## Best Receivers

Limit: 20.00%

Rk	No	Name	Pos.	Team	Excellents	Faults	Serve Receptions	Total Attempts	Eff. %
1	5	Mieses Feliz Enger Miguel	L	DOM	21	1	2	24	83.33
2	15	Nascimento Maique Reis	L	BRA	12	0	3	15	80.00
	9	Bonacic Dusan	OH	CHI	20	0	5	25	80.00
4	5	Scarpa Tobias	L	ARG	11	0	3	14	78.57
5	7	Conte Facundo	OH	ARG	14	0	4	18	77.78
6	10	Zelayeta Mauro	OH	ARG	12	0	4	16	75.00
7	5	Parraguire Vicente	OH	CHI	20	1	5	26	73.08
8	8	Honorato Henrique Dantas Nóbrega	OH	BRA	7	0	3	10	70.00
9	6	Gonzalez Marti Yusniel	OH	CUB	13	0	6	19	68.42
10	8	Lopez Capellan Henry Antonio	OH	DOM	19	1	9	29	62.07
<b>Total tournament</b>					309	34	182	525	52.38



## Best Liberos

Rk	No	Name	Pos.	Team	Excellents	Faults	In Play	Total Attempts	Avg. by set
1	4	Cabrera Rivera Arnel	L	PUR	31	4	5	40	10.33
2	5	Mieses Feliz Enger Miguel	L	DOM	37	7	2	46	9.25
3	15	Nascimento Maique Reis	L	BRA	24	4	5	33	8.00
4	3	Bravo Moreno Hiram Said	L	MEX	35	2	12	49	7.00
5	17	Bravo Jaime	L	CHI	26	4	5	35	6.50
6	7	Garcia Alvarez Yonder Roman	L	CUB	31	9	8	48	6.20
7	5	Scarpa Tobias	L	ARG	18	4	6	28	6.00
8	1	Ramos Lemos Roosvuel Riol	L	COL	16	9	9	34	5.33
<b>Total tournament</b>					218	43	52	313	7.27





## Best Scorers

Rk	Team	Attack	Block	Serve	Total
1	CUB Cuba	59	15	4	78
2	CHI Chile	52	8	5	65
3	DOM Dominican Republic	46	14	2	62
	MEX Mexico	49	8	5	62
5	BRA Brazil	35	9	12	56
6	ARG Argentina	42	6	5	53
7	PUR Puerto Rico	35	1	0	36
8	COL Colombia	25	3	1	29
<b>Total tournament</b>		<b>343</b>	<b>64</b>	<b>34</b>	<b>441</b>



## Best Attackers

Limit: 15.00%

Rk	Team	Attacks	Faults	Shots	Total Attempts	Succ. %
1	ARG Argentina	42	9	28	79	53.16
2	BRA Brazil	35	10	21	66	53.03
3	PUR Puerto Rico	35	12	27	74	47.30
4	CUB Cuba	59	26	44	129	45.74
5	CHI Chile	52	21	43	116	44.83
6	DOM Dominican Republic	46	21	48	115	40.00
7	MEX Mexico	49	23	58	130	37.69
8	COL Colombia	25	16	37	78	32.05
<b>Total tournament</b>		<b>343</b>	<b>138</b>	<b>306</b>	<b>787</b>	<b>43.58</b>



## Best Blockers

Rk	Team	Kill Blocks	Faults	Rebounds	Total Attempts	Avg. by set
1	DOM Dominican Republic	14	16	9	39	3.50
2	BRA Brazil	9	13	15	37	3.00
	CUB Cuba	15	25	23	63	3.00
4	ARG Argentina	6	19	11	36	2.00
	CHI Chile	8	14	10	32	2.00
6	MEX Mexico	8	23	20	51	1.60
7	COL Colombia	3	11	6	20	1.00
8	PUR Puerto Rico	1	11	15	27	0.33
<b>Total tournament</b>		<b>64</b>	<b>132</b>	<b>109</b>	<b>305</b>	<b>2.13</b>



## Best Servers

Rk	Team	Aces	Faults	Serve Hits	Total Attempts	Avg. by set
1	BRA Brazil	12	10	51	73	4.00
2	ARG Argentina	5	17	52	74	1.67
3	CHI Chile	5	19	71	95	1.25
4	MEX Mexico	5	22	80	107	1.00
5	CUB Cuba	4	25	80	109	0.80
6	DOM Dominican Republic	2	17	70	89	0.50
7	COL Colombia	1	11	37	49	0.33
N/A	PUR Puerto Rico	0	13	51	64	
<b>Total tournament</b>		34	134	492	660	1.13



## Best Diggers

Rk	Team	Digs	Faults	Receptions	Total Attempts	Avg. by set
1	CHI Chile	51	14	6	71	12.75
2	CUB Cuba	60	7	9	76	12.00
	DOM Dominican Republic	48	19	9	76	12.00
4	BRA Brazil	35	7	8	50	11.67
5	MEX Mexico	56	15	8	79	11.20
6	COL Colombia	31	8	0	39	10.33
7	ARG Argentina	28	9	5	42	9.33
8	PUR Puerto Rico	27	12	3	42	9.00
<b>Total tournament</b>		336	91	48	475	11.20



## Best Setters

Rk	Team	Running Sets	Faults	Still Sets	Total Attempts	Avg. by set
1	ARG Argentina	21	0	54	75	7.00
2	CUB Cuba	32	1	100	133	6.40
3	BRA Brazil	18	1	51	70	6.00
4	PUR Puerto Rico	9	2	64	75	3.00
5	MEX Mexico	12	2	114	128	2.40
6	COL Colombia	4	1	71	76	1.33
7	CHI Chile	1	0	112	113	0.25
N/A	DOM Dominican Republic	0	1	116	117	
<b>Total tournament</b>		97	8	682	787	3.23





## Best Receivers

Limit: 20.00%

Rk	Team	Excellents	Faults	Serve Receptions	Total Attempts	Eff. %
1	ARG Argentina	38	0	12	50	76.00
2	CHI Chile	53	2	17	72	70.83
3	DOM Dominican Republic	56	5	15	76	67.11
4	BRA Brazil	26	1	11	38	65.79
5	MEX Mexico	44	4	36	84	47.62
6	PUR Puerto Rico	31	5	21	57	45.61
7	CUB Cuba	41	5	39	85	42.35
8	COL Colombia	20	12	31	63	12.70
<b>Total tournament</b>		309	34	182	525	52.38



## Best Liberos

Rk	Team	Excellents	Faults	In Play	Total Attempts	Avg. by set
1	PUR Puerto Rico	31	4	5	40	10.33
2	DOM Dominican Republic	37	7	2	46	9.25
3	BRA Brazil	24	4	5	33	8.00
4	MEX Mexico	35	2	12	49	7.00
5	CHI Chile	26	4	5	35	6.50
6	CUB Cuba	31	9	8	48	6.20
7	ARG Argentina	18	4	6	28	6.00
8	COL Colombia	16	9	9	34	5.33
<b>Total tournament</b>		218	43	52	313	7.27

## **Brazil, Cuba, Argentina and Chile Winners in Opening Day of Men's Volleyball at Santiago 2023**

SANTIAGO, Chile, October 30, 2023 – Brazil, Cuba, Argentina and Chile won in Opening Day of the Men's Volleyball tournament at the 2023 Santiago Pan American Games in Santiago that runs from October 30 to November 4 at the Arena Parque O'Higgins.

In Pool A, Brazil beat Colombia 3-0 (25-20, 25-17, 25-10) and Cuba won a five-set thriller 3-2 (25-20, 24-26, 19-25, 27-25, 15-10) against Mexico.

In Pool B, Defending champions Argentina outlasted Puerto Rico 3-0 (25-23, 26-24, 25-15) and Host Chile got off to a strong start with a 3-1 (25-20, 21-25, 25-22, 25-21) victory over Dominican Republic.

On day two of competition, Cuba (1-0) and Colombia (0-1) play in Pool A and Brazil (1-0) goes against Mexico (0-1). In Pool B, Argentina (1-0) meets with Dominican Republic (0-1) and Chile (1-0) against Puerto Rico (0-1).

### **Brazil 3, Colombia 0**

Brazil beat Colombia 3-0 (25-20, 25-17, 25-10) in the opening match. Colombia's performance in the first two sets managed to keep the scores balanced, even in the second set where they took an early four-point lead (2-6) and held it until point 13. In the third set, Brazil prevailed convincingly with a significant lead. Brazil earned their first victory in Group A with a 35-25 advantage in attacking points, 9-3 in blocking points, and a sizable 12-1 lead in points from serves. Unforced errors were similar, with Brazil committing 18 and Colombia 19. Brazil's top scorer was opposite player Darlan Ferreira with 16 points on 9 attacks, 2 blocks, and a match-high of 5 aces. Outside hitter Adriano Fernandes contributed 10 points on 7 attacks and 3 aces. Team captain, middle blocker Otávio Rodrigues, added 9 points, including 4 attacks and a maximum of 4 blocking points. For Colombia, opposite Gustavo Larrahondo scored 9 points on 7 attacks, one block, and one direct service point. Outside hitter Andrés Piza and team captain Leandro Mejía each scored 8 points.

### **Cuba 3, Mexico 2**

Cuba began the Men's Volleyball tournament at the 2023 Santiago Pan American Games with a five-set thriller victory 3-2 (25-20, 24-26, 19-25, 27-25, 15-10) against Mexico. After winning a hard-fought second set, Mexico comfortably secured the third. Cuba came from behind in the fourth, recovering from a four-point deficit (17-21) in a dramatic 27-25 finish, forcing a tie-break. Cuba and Mexico were tied up to point 9 in the fifth set when Cuba capitalized on Mexico's errors to claim their first win in Pool A. Cuba dominated in attack, leading 59-49, and in blocking 15-8. Mexico had a slight 5-4 margin in service points and gave away fewer points on unforced errors 32-44. With 21 points, Cuban opposite hitter Miguel Gutiérrez was the leading scorer of the match. Gutiérrez scored on 19 attacking points, one block, and one ace. Team captain Miguel Angel López added 17 points on 13 attacks, 2 blocks, and 2 aces. Additionally, Yusniel González contributed 14 points with 9 attacks and a match-high of 4 blocks. Mexico's outside hitter Isaac Fuentes led his team with 19 points, on 17 attacks, one block, and one ace. Followed by opposite hitter Luis Hernández with 18 points on 17 attacks and one block, and middle blocker Axel Tellez with 11 points, on 7 attacks, 2 blocks and 2 aces.



### **Argentina 3, Puerto Rico 0**

Defending champions Argentina outlasted Puerto Rico 3-0 (25-23, 26-24, 25-15) in their first outing. Both teams first Pool B match of the competition was a closely contested duel in the first two sets. In the first set, they reached a tied score of 22, closed with a block of Argentina's middle blocker Gustavo Maciel and a kill from Facundo Conte. In the second set, Argentina lost a set point due to a direct attack by Puerto Rican Jonathan Rodríguez, extending to 26-24 with a kill from Bruno Lima and an error by Puerto Rico. Argentina comfortably dominated the third set. Argentina held advantages in every skill of the game, iattacks (42-35), blocks (6-1), and service points (5-0). Puerto Rico made fewer unforced errors (23-26). Argentina's captain Facundo Conte, scored 12 points, followed by middle blocker Gustavo Maciel and the opposite Bruno Lima with 11 and 10 points respectively. Puerto Rico was also led by their team captain, outside hitter Pelegrin Vargas, with 11 points. Omar Hoyos added 10 points.

### **Chile 3, Dominican Republic 1**

Host Chile got the 2023 Santiago Pan American Games off to a strong start with a 3-1 (25-20, 21-25, 25-22, 25-21) victory over Dominican Republic. Chile didn't disappoint its fans in their first victory in Pool B, which started with a strongly contested first set that was tied at 14 points, and Chile managed to pull through on opponent errors and the offensive efforts of Vicente Parraguire and Dusan Bonacic, which ultimately disrupted the Dominicans, led by Luther Rosario and Héctor Cruz. Despite losing the second set, when the Dominican Republic made a comeback with consecutive points from Héctor Cruz, and supported by Rafael Burgos and Wilfrido Hernández, Chile managed to win the third set, maintaining a strong offense, and holding the lead from the beginning. Finally, Chile closed the victory in the fourth set. Chile led in attacks 52-46 and in service points 5-2, benefiting from 31 opponent errors against 26. The Dominican Republic dominated in blocks 14-8. Chile's outside hitter, Vicente Parraguire, led all scorers with 29 points on 22 attacks, 4 blocks, and 3 aces. Chile's captain, Dusan Bonacic, scored 14 points, all on attacks. Héctor Cruz led the Dominican Republic with 22 points on 20 kills and two blocks. Wilfrido Hernández added 11 points on kills and Henry López contributed 10.

### **Brasil, Cuba, Argentina y Chile ganadores en Día de Apertura del Voleibol Masculino en Santiago 2023**

SANTIAGO, Chile, 30 de octubre de 2023. - Brasil, Cuba, Argentina y Chile ganaron en el Día de Apertura del torneo de Voleibol Masculino de los Juegos Panamericanos Santiago 2023 que se lleva a cabo del 30 de octubre al 4 de noviembre en la Arena Parque O'Higgins.

En el Grupo A, Brasil venció a Colombia 3-0 (25-20, 25-17, 25-10) y Cuba ganó en emocionantes cinco sets 3-2 (25-20, 24-26, 19-25, 27-25, 15-10) frente a México.

En el Grupo B, los campeones defensores Argentina superaron a Puerto Rico 3-0 (25-23, 26-24, 25-15) y el anfitrión Chile inició de manera sólida con una victoria de 3-1 (25-20, 21-25, 25-22, 25-21) sobre la República Dominicana.

En el segundo día de competencia, en el Grupo A se enfrentan Cuba (1-0) y Colombia (0-1), y Brasil (1-0) ante México (0-1). En el Grupo B, Argentina (1-0) se mide con la República Dominicana (0-1) y Chile(1-0) con Puerto Rico (0-1).

### **Brasil 3, Colombia 3**

Brasil venció a Colombia 3-0 (25-20, 25-17, 25-10) en el partido inaugural. El desempeño de Colombia en los primeros dos sets logró mantener el marcador nivelado, incluso en el segundo saltó a una ventaja temprana de cuatro puntos (2-6) y se mantuvo hasta el punto 13. En el tercer set Brasil se impuso de forma contundente con una amplia ventaja. Brasil obtuvo su primera victoria en el Grupo A gracias a una ventaja de 35-25 en puntos de ataque, 9-3 en puntos de bloqueo y una amplia diferencia de 12-1 en puntos directos de saque. Los errores no forzados fueron similares, Brasil con 18 y Colombia con 19. El máximo anotador de Brasil fue el opuesto Darlan Ferreira con 16 puntos de 9 ataques, 2 bloqueos y 5 de saques directos, el máximo del juego. El atacante de esquina Adriano Fernandes tuvo 10 anotaciones de 7 ataques y 3 saques directos. El capitán del equipo, el central Otávio Rodrigues, agregó 9 puntos de 4 ataques y el máximo de 4 puntos de bloqueo. Por Colombia el jugador opuesto Gustavo Larrahondo anotó 9 puntos de 7 ataques, un bloqueo y un saque directo. El atacante de esquina Andrés Piza y el capitán del equipo Leandro Mejía anotaron 8 puntos cada uno.

### **Cuba 3, México 2**

Cuba comenzó el torneo de Voleibol Masculino de los Juegos Panamericanos Santiago 2023 con emocionante victoria en cinco sets 3-2 (25-20, 24-26, 19-25, 27-25, 15-10) frente a México. Tras ganar un reñido segundo set, México ganó el tercero por una cómoda ventaja. Cuba vino de abajo en el cuarto, recuperándose de un déficit de cuatro puntos (17-21) en un dramático cierre 27-25 forzando un tie-break. Cuba y México alcanzaron el quinto set empatado hasta el punto 9, cuando Cuba aprovechó los errores de México para adjudicarse su primer triunfo en el Grupo A. Cuba dominó 59-49 en ataque y 15-8 en bloqueo. México tuvo una mínima ventaja de 5-4 en puntos de servicios y concedió menos puntos por errores no forzados 32-44. Con 21 puntos, el opuesto Miguel Gutiérrez de Cuba, fue el líder de anotaciones del partido. Gutiérrez anotó a través de 19 puntos de ataque, un bloqueo y un saque directo. El capitán del equipo Miguel Ángel López agregó 17 puntos de 13 ataques, 2 bloqueos y 2 saques directos. Además, Yusniel González registró 14 puntos de 9 ataques y el máximo de 4 puntos de bloqueo. El atacante de esquina Isaac Fuentes encabezó a México con 19 puntos de 17 ataques, un bloqueo y un punto directo de saque, acompañado por el opuesto Luis Hernández con 18 puntos de 17 ataques y un bloqueo; y el central Axel Tellez con 11 puntos de 7 ataques, 2 bloqueos y 2 saques directos.

### **Argentina 3, Puerto Rico 0**

Los campeones defensores Argentina superaron a Puerto Rico 3-0 (25-23, 26-24, 25-15) en su primer encuentro. El debut de ambos en el Grupo B de la competencia fue un duelo reñido en los primeros dos parciales. En el primer set alcanzaron empatados el punto 22 que cerró Argentina con un bloqueo del central Gustavo Maciel y un ataque de Facundo Conte. En el segundo, Argentina perdió un punto de set por con un ataque directo del puertorriqueño Jonathan Rodríguez, extendiéndose a 26-24 con anotación de Bruno Lima y un error de Puerto Rico. Argentina dominó el tercer set cómodamente. Argentina sostuvo ventajas en todos los elementos de juego, ataques (42-35), bloqueos (6-1) y puntos de servicio (5-0). Puerto Rico cometió menos errores no forzados (23-26). El capitán argentino Facundo Conte anotó 12 puntos, seguido por el central Gustavo Maciel y el opuesto Bruno Lima con 11 y 10 puntos respectivamente. Puerto Rico también fue comandado por su capitán, el atacante de esquina Pelegrin Vargas con 11 puntos. Omar Hoyos sumó 10 puntos.



### **Chile 3, República Dominicana 1**

El anfitrión Chile inició de manera sólida los Juegos Panamericanos de Santiago 2023 con una victoria 3-1 (25-20, 21-25, 25-22, 25-21) sobre la República Dominicana. Chile no decepcionó a su afición en su primer triunfo en el Grupo B, que inició con un reñido primer set que llegó empatado a 14 puntos y que Chile logró sacar a través de errores del rival y la ofensiva de Vicente Parraguirre y Dusan Bonacic que finalmente sacó de sistema a los dominicanos que fueron comandados por Luther Rosario y Héctor Cruz. A pesar de caer en el segundo set, cuando República Dominicana vino de abajo con anotaciones consecutivas de Héctor Cruz apoyado por Rafael Burgos y Wilfrido Hernández, Chile logró adjudicarse el tercero manteniendo una ofensiva fuerte manteniendo ventaja desde el inicio. Finalmente, Chile se llevó la victoria en el cuarto set. Chile encabezó en ataque 52-46 y en puntos de servicio 5-2, beneficiándose de 31 errores del rival contra 26. República Dominicana dominó en bloqueo 14-8. El atacante de esquina Vicente Parraguirre de Chile fue el máximo anotador del partido con 29 puntos de 22 ataques, 4 bloqueos y 3 saques directos. El capitán chileno Dusan Bonacic anotó 14 puntos, todos de ataque. Héctor Cruz lideró a República Dominicana con 22 puntos de 20 ataques y dos bloqueos. Wilfrido Hernández agregó 11 puntos de ataque y Henry López aportó 10.

# VOLLEYBALL

## MEN'S



# Santiago

# 2023

Juegos  
PanAm | ParapanAm

## Bulletin No 3

Tuesday, October 31<sup>th</sup> 2023



# Santiago 2023

Juegos PanAm | ParapanAm

Santiago de Chile • Oct. 30 - Nov. 04

FIVB

NOTICIA

OPANAM

CSV



Union Panamericana Voleibol

## Calendario y Formato de Competencia Rama Masculina / Competition Format and Match Schedule Men Comp.

GROUP-A															
No.	Date	Time	Teams			LIVE	Set	1	2	3	4	5	Total	Time	Forms
1	30-oct	10:30	BRA	vs	COL		0-0								P-2 P-3
2	30-oct	13:30	CUB	vs	MEX		0-0								P-2 P-3
5	31-oct	10:30	CUB	vs	COL		0-0								P-2 P-3
6	31-oct	13:30	BRA	vs	MEX		0-0								P-2 P-3
9	01-nov	10:30	BRA	vs	CUB		0-0								P-2 P-3
10	01-nov	13:30	MEX	vs	COL		0-0								P-2 P-3
GROUP-B															
No.	Date	Time	Teams			LIVE	Set	1	2	3	4	5	Total	Time	Forms
3	30-oct	17:30	ARG	vs	PUR		0-0								P-2 P-3
4	30-oct	20:30	CHI	vs	DOM		0-0								P-2 P-3
7	31-oct	17:30	ARG	vs	DOM		0-0								P-2 P-3
8	31-oct	20:30	CHI	vs	PUR		0-0								P-2 P-3
11	01-nov	17:30	PUR	vs	DOM		0-0								P-2 P-3
12	01-nov	20:30	CHI	vs	ARG		0-0								P-2 P-3
QUATERFINALS															
No.	Date	Time	Teams			LIVE	Set	1	2	3	4	5	Total	Time	Forms
13	02-nov	10:30	2ND B	vs	3RD A		0-0								P-2 P-3
14	02-nov	13:30	2ND A	vs	3RD B										
CLASSIFICATION 5/8															
No.	Date	Time	Teams			LIVE	Set	1	2	3	4	5	Total	Time	Forms
15	03-nov	10:30	4TH B	vs	LOOSER OF M13 OR (M14)		0-0								P-2 P-3
16	03-nov	13:30	4TH A	vs	LOOSER OF M14 OR (M13)										
SEMIFINALS															
No.	Date	Time	Teams			LIVE	Set	1	2	3	4	5	Total	Time	Forms
17	03-nov	17:30	1st. B	vs	WINNER OF M13 OR (M14)		0-0								P-2 P-3
18	03-nov	20:30	1st. A	vs	WINNER OF M14 OR (M13)		0-0								P-2 P-3
FINAL CLASSIFICATION 7/8															
No.	Date	Time	Teams			LIVE	Set	1	2	3	4	5	Total	Time	Forms
19	04-nov	10:00	LOOSER OF M15	vs	LOOSER OF M16		0-0								P-2 P-3
FINAL CLASSIFICATION 5/6															
No.	Date	Time	Teams			LIVE	Set	1	2	3	4	5	Total	Time	Forms
20	04-nov	13:00	WINNER OF M15	vs	WINNER OF M16		0-0								P-2 P-3
FINALS															
No.	Date	Time	Teams			LIVE	Set	1	2	3	4	5	Total	Time	Forms
21	04-nov	17:00	LOSER OF M17	vs	LOSER OF M18		0-0								P-2 P-3
22	04-nov	20:00	WINNER OF M17	vs	WINNER OF M18		0-0								P-2 P-3



Union Panamericana Voleibol



# Santiago 2023

Juegos PanAm | ParapanAm

Santiago de Chile • Oct. 30 - Nov. 04



## Union Panamericana Voleibol



Hora / Time	Competition Venue - FOP	Hora / Time	Training Court 1 - Centro Elige vivir Sano Lo Espejo	Training Court 2 - Centro Elige vivir Sano San Ramón
-------------	-------------------------	-------------	------------------------------------------------------	------------------------------------------------------

9:00		9:00	DOMINICANA	CUBA
10:30		10:30	COLOMBIA	ARGENTINA
12:00		12:00	MEXICO	PUERTO RICO
13:30		13:30	BRASIL	CHILE

		Preliminary Inqu	
		Time	Coun
8:00	DOMINICANA	9:00	CUBA
9:30	COLOMBIA	9:30	ARG
11:00	CUBA	10:00	MEX
12:30	ARGENTINA	10:30	PUR
14:00	MEXICO	11:00	BR
15:30	PUERTO RICO	11:30	CHI
17:00	BRASIL	12:00	COL
18:30	CHILE	12:30	DOM



### 20:00 PRACTICAL CLINIC

9:00			DOMINICANA	MEXICO
10:30			COLOMBIA	ARGENTINA
12:00			PUERTO RICO	CUBA
13:30			CHILE	BRASIL

9:00		9:00	ARGENTINA	PUERTO RICO
10:30		10:30	CHILE	DOMINICANA
10:30	BRA Vs COL			
13:30	CUB Vs MEX			
17:30	ARG Vs PUR			
19:00		19:00	BRASIL	COLOMBIA
20:30		20:30	CUBA	MEXICO
20:30	CHI Vs DOM			

9:00		9:00	ARGENTINA	DOMINICANA
10:30		10:30	CHILE	PUERTO RICO
10:30	CUB Vs COL			
13:30	BRA Vs MEX			
17:30	ARG Vs DOM			
19:00		19:00	CUBA	COLOMBIA
20:30		20:30	BRASIL	MEXICO
20:30	CHILE Vs PUR			

9:00		9:00	PUERTO RICO	DOMINICANA
10:30		10:30	CHILE	ARGENTINA
10:30	BRA Vs CUB			
13:30	MEX Vs COL			
17:30	PUR Vs DOM			
19:00		19:00	BRASIL	CUBA
20:30		20:30	MEXICO	COLOMBIA
20:30	CHI Vs ARG			



9:00		9:00	4to.- GRUPO-A	4to.- GRUPO-B
10:30		10:30	1er.-GRUPO-A	1er.-GRUPO-B
10:30	2do GRUPO B Vs 3er GRUPO A			
13:30	2do GRUPO A Vs 3er. GRUPO B			
19:00		19:00	2do. GRUPO-B	3er. GRUPO-A
20:30		20:30	2do. GRUPO-A	3er. GRUPO-B
9:00		9:00	1er.-GRUPO-B	GP 13 O 14
10:30		10:30	1er.-GRUPO-A	GP 14 O 13
10:30	4to.- GRUPO-B Vs P-JUEGO 13 O 14			
13:30	4to.- GRUPO-A Vs P-JUEGO 14 O 13			
17:30	1er.-GRUPO-B Vs G-JUEGO 13 O 14			
19:00		19:00	4to.- GRUPO-B	PP 13 O 14
20:30		20:30	4to.- GRUPO-A	PP 14 O 13
20:30	1er.-GRUPO-A Vs G-JUEGO 14 O 13			
9:00		9:00	PP 17	PP 18
10:00	P- JUEGO 15 Vs P-JUEGO 16			
10:30		10:30	GP 17	GP 18
13:00	G-JUEGO 15 Vs G-JUEGO 16			
17:00	P-JUEGO 17 Vs P-JUEGO 18			
20:00	G-JUEGO 17 Vs G-JUEGO 18			



**Union  
Panamericana  
Voleibol**

**Santiago  
2023**

Juegos PanAm I ParapanAm  
Santiago de Chile • Oct. 30 - Nov. 04



**Union  
Panamericana  
Voleibol**



FEDERATION  
INTERNATIONALE  
DE VOLLEYBALL



**0-1**

UNIFORM COLOURS  
Couleur de l'uniforme

CITY:  
Ville:

DATE:  TIME:  
Heure:

REGISTERED COLOURS / Couleurs enregistrées :  
(ONLY SHIRT COLOUR - seulement la couleur du maillot)

POOL/PHASE:  
Groupe/Phase:

	BRA	COL	CUB	MEX
1	YELLOW	Yellow	RED	BLACK
2	DARK GREEN	Blue	BLUE	RED
3	WHITE	White	WHITE	WHITE

**MATCH SCHEDULE**  
Calendrier des matches

DATE:	No. Match	Team Equipe	
		A	B
30/oct/2023	1	BRA	COL
30/oct/2023	2	CUB	MEX
31/oct/2023	5	CUB	COL
31/oct/2023	6	BRA	MEX
01/nov/2023	9	BRA	CUB
01/nov/2023	10	MEX	COL

**TEAMS CHOICE (1-2 OR 3)**  
Choix des équipes (1-2 ou 3)

1st CHOICE 1er Choix		FIVB DECISION LIBERO	
A	B	A	B
YELLOW	BLUE	DARK GREEN	RED
RED	BLACK	WHITE	WHITE
WHITE	YELLOW	BLUE	WHITE
DARK GREEN	RED	WHITE	BLACK
WHITE	BLUE	YELLOW	RED
WHITE	RED	RED	YELLOW

 **Union  
Panamericana  
Voleibol**

*[Handwritten signature]*





FEDERATION  
INTERNATIONALE  
DE VOLLEYBALL



**0-1** UNIFORM COLOURS  
Couleur de l'uniforme

CITY:   
Ville:

DATE:  TIME:   
Heure:

REGISTERED COLOURS / Couleurs enregistrées :  
(ONLY SHIRT COLOUR - seulement la couleur du maillot)

POOL/PHASE:   
Groupe/Phase:


	ARG	CHI	DOM	PUR		
1	L. BLUE	RED	BLUE	RED		
2	BLACK	BLUE	RED	BLUE		
3	WHITE	WHITE	WHITE	WHITE		

MATCH SCHEDULE  
Calendrier des matches

DATE:	No. Match	Team Equipe	
		A	B
30/oct/2023	3	ARG	PUR
30/oct/2023	4	CHI	DOM
31/oct/2023	7	ARG	DOM
31/oct/2023	8	CHI	PUR
01/nov/2023	11	PUR	DOM
01/nov/2023	12	CHI	ARG

TEAMS CHOICE (1-2 OR 3)  
Choix des équipes (1-2 ou 3)

1st CHOICE 1er Choix		FIVB DECISION LIBERO	
A	B	A	B
L. BLUE	RED	BLACK	WHITE
WHITE	BLUE	BLUE	RED
BLACK	WHITE	WHITE	BLUE
BLUE	RED	RED	BLUE
WHITE	RED	RED	WHITE
RED	WHITE	BLUE	BLACK





Santiago de Chile • Oct. 30-Nov. 04

**Calendario y Formato de Competencia Rama Masculina / Competition Format and Match Schedule Men Comp.**

GROUP-A														
No.	Date	Time	Teams			LIVE	Set	1	2	3	4	5	Total	Time
1	30-Oct	10:30	BRA	vs	COL		3-0	25-20	25-17	25-10				1:19
2	30-Oct	13:30	CUB	vs	MEX		3-2	25-20	24-26	19-25	27-25	15-10	110-106	2:07
5	31-Oct	10:30	CUB	vs	COL		3-0	25-22	25-23	25-23			75-68	1:24
6	31-Oct	13:30	BRA	vs	MEX		3-0	25-13	25-15	25-20			75-48	1:13
9	1-Nov	10:30	BRA	vs	CUB		0-0							
10	1-Nov	13:30	MEX	vs	COL		0-0							
GROUP-B														
No.	Date	Time	Teams			LIVE	Set	1	2	3	4	5	Total	Time
3	30-Oct	17:30	ARG	vs	PUR		3-0	25-23	26-24	25-15			76-62	1:20
4	30-Oct	20:30	CHI	vs	DOM		3-1	25-20	21-25	25-22	25-21		96-88	1:57
7	31-Oct	17:30	ARG	vs	DOM		3-1	20-25	30-28	25-17	25-20		100-90	1:55
8	31-Oct	20:30	CHI	vs	PUR		3-1	26-28	25-18	25-21	25-23		101-90	2:00
11	1-Nov	17:30	PUR	vs	DOM		0-0							
12	1-Nov	20:30	CHI	vs	ARG		0-0							
QUATERFINALS														
No.	Date	Time	Teams			LIVE	Set	1	2	3	4	5	Total	Time
13	2-Nov	10:30	2ND B	vs	3RD A		0-0							
14	2-Nov	13:30	2ND A	vs	3RD B									
CLASSIFICATION 5/8														
No.	Date	Time	Teams			LIVE	Set	1	2	3	4	5	Total	Time
15	3-Nov	10:30	4TH B	vs	LOOSER OF M13 OR (M14)		0-0							
16	3-Nov	13:30	4TH A	vs	LOOSER OF M14 OR (M13)									
SEMIFINALS														
No.	Date	Time	Teams			LIVE	Set	1	2	3	4	5	Total	Time
17	3-Nov	17:30	1st. B	vs	WINNER OF M13 OR (M14)		0-0							
18	3-Nov	20:30	1st. A	vs	WINNER OF M14 OR (M13)		0-0							
FINAL CLASSIFICATION 7/8														
No.	Date	Time	Teams			LIVE	Set	1	2	3	4	5	Total	Time
19	4-Nov	10:00	LOOSER OF M15	vs	LOOSER OF M16		0-0							
FINAL CLASSIFICATION 5/6														
No.	Date	Time	Teams			LIVE	Set	1	2	3	4	5	Total	Time
20	4-Nov	13:00	WINNER OF M15	vs	WINNER OF M16		0-0							
FINALS														
No.	Date	Time	Teams			LIVE	Set	1	2	3	4	5	Total	Time
21	4-Nov	17:00	LOSER OF M17	vs	LOSER OF M18		0-0							
22	4-Nov	20:00	WINNER OF M17	vs	WINNER OF M18		0-0							



**MATCHES RESULTS**
**Pool A**

No	Date	Teams	Set	Result per set (points)					Total Points	Duration	Spectators
				1	2	3	4	5			
1	30-Oct-2023	BRA - COL	3-0	25-20	25-17	25-10			75-47	1:19	9314
2	30-Oct-2023	CUB - MEX	3-2	25-20	24-26	19-25	27-25	15-10	110-106	2:07	9314
5	31-Oct-2023	CUB - COL	3-0	25-22	25-23	25-23			75-68	1:24	8814
6	31-Oct-2023	BRA - MEX	3-0	25-13	25-15	25-20			75-48	1:13	8814
9	01-Nov-2023	BRA - CUB							-		
10	01-Nov-2023	MEX - COL							-		

**Pool B**

No	Date	Teams	Set	Result per set (points)					Total Points	Duration	Spectators
				1	2	3	4	5			
3	30-Oct-2023	ARG - PUR	3-0	25-23	26-24	25-15			76-62	1:20	9752
4	30-Oct-2023	CHI - DOM	3-1	25-20	21-25	25-22	25-21		96-88	1:57	9752
7	31-Oct-2023	ARG - DOM	3-1	20-25	30-28	25-17	25-20		100-90	1:55	10000
8	31-Oct-2023	CHI - PUR	3-1	26-28	25-18	25-21	25-23		101-90		10000
11	01-Nov-2023	PUR - DOM							-		
12	01-Nov-2023	CHI - ARG							-		

**TEAM RANKING**
**Pool A**

Rk	Code	Team	Matches				Pts	Results details						Sets			Points		
			W	L	T			3-0	3-1	3-2	2-3	1-3	0-3	W	L	Ratio	W	L	Ratio
1	BRA	Brazil	2	0	2	10	2	0	0	0	0	0	6	0	MAX	150	95	1.578	
2	CUB	Cuba	2	0	2	8	1	0	1	0	0	6	2	3.000	185	174	1.063		
3	MEX	Mexico	0	2	2	2	0	0	0	1	0	2	6	0.333	154	185	0.832		
4	COL	Colombia	0	2	2	0	0	0	0	0	2	0	6	0.000	115	150	0.766		

**Pool B**

Rk	Code	Team	Matches				Pts	Results details						Sets			Points		
			W	L	T			3-0	3-1	3-2	2-3	1-3	0-3	W	L	Ratio	W	L	Ratio
1	ARG	Argentina	2	0	2	9	1	1	0	0	0	6	1	6.000	176	152	1.157		
2	CHI	Chile	2	0	2	8	0	2	0	0	0	6	2	3.000	197	178	1.106		
3	DOM	Dominican Republic	0	2	2	2	0	0	0	2	0	2	6	0.333	178	196	0.908		
4	PUR	Puerto Rico	0	2	2	1	0	0	0	1	1	1	6	0.166	152	177	0.858		

**Match:** 5    **Date:** 31/10/2023    **Spectators:** 4,000  
**City:** Santiago de Chile  
**Hall:** Arena Parque O'Higgins  
**Match duration:** **Start:** 10:30    **End:** 11:54    **Total:** 1:24

Teams	Sets	1	2	3	4	5	Total
<b>CUB</b>	<b>3</b>	25	25	25			75
<b>COL</b>	<b>0</b>	22	23	23			68
<b>Duration:</b>		0:26	0:27	0:25			1:18

**Referees:** 1st: Jose Alejandro Muñoz Hernandez (CHI) 2nd: Jose Beltre Dias (DOM)

CUB - Cuba													
No	Name	Pos.	Line-up					Points by set					T.
			1	2	3	4	5	1	2	3	4	5	
1	Masso	MB	6	5	6			3	2				5
5	Iglesias	S	1		17								
6	Marti	OH											
7	Garcia (L)	L	L	L	L								
9	Gonzalez	OP	4	3	4		8	4	4			16	
10	Gutierrez	OP	5	4	5			3	2			5	
11	Taboada	S	1	6	1				1			1	
14	Goide	S											
17	Contreras	MB	3	2	3		1	3				4	
18	Lopez (C)	OH	2	1	2		5	6	9			20	
24	Gorguet	OH			10								
25	Chirino	S	17	1	1								

**Coach:** Jesus Angel Cruz Lopez  
**Assistant:** Muñoz Perez Yosvany

COL - Colombia													
No	Name	Pos.	Line-up					Points by set					T.
			1	2	3	4	5	1	2	3	4	5	
1	Ramos R (L)	L	L	L	L								
3	Estupiñan	MB											
5	Ruiz	OH	9	6	2				1	1		2	
7	Piza	OH	2	3	5		4	4	1			9	
8	Mejia L (C)	MB	3	4	6		2	1	2			5	
9	Caicedo	OH	5				2					2	
10	Iarrahondo	OP	1	2	4		2	6	4			12	
12	Medina	OH		23	8								
13	Jc Ambuila	S	4	5	1				2	1		3	
18	Cuello	OP			13								
19	Mesa	S		10	23								
23	Apoza D.	MB	6	1	3		2		3			5	

**Coach:** Jorge Augusto Schmidt  
**Assistant:** Osorio Arboleda Carlos Felipe

## TEAMS AND PLAYERS PERFORMANCES

Won Points	Total Atts	No	Name
<b>36</b>	<b>70</b>	<b>Total Team</b>	
13	23	9	Gonzalez
13	20	18	Lopez
4	14	10	Gutierrez
<b>8</b>	<b>33</b>	<b>Total Team</b>	
3	6	18	Lopez
2	8	1	Masso
1	5	9	Gonzalez
<b>7</b>	<b>73</b>	<b>Total Team</b>	
4	16	18	Lopez
2	10	9	Gonzalez
1	13	17	Contreras
<b>24</b>		<b>Total Team</b>	
<b>75</b>	<b>176</b>	<b>Total Team</b>	

Scoring Skills
<b>Attack</b>
<b>Block</b>
<b>Serve</b>
<b>Opp. error</b>
<b>Total</b>
<b>Best scorers</b>

Won Points	Total Atts	No	Name
<b>25</b>	<b>68</b>	<b>Total Team</b>	
10	22	10	Iarrahondo
6	19	7	Piza
4	8	23	Apoza D.
<b>8</b>	<b>34</b>	<b>Total Team</b>	
3	10	8	Mejia L
1	4	5	Ruiz
1	3	7	Piza
<b>5</b>	<b>70</b>	<b>Total Team</b>	
2	14	7	Piza
2	17	13	Jc Ambuila
1	10	10	Iarrahondo
<b>30</b>		<b>Total Team</b>	
<b>68</b>	<b>172</b>	<b>Total Team</b>	
12	34	10	Iarrahondo
9	36	7	Piza
5	25	8	Mejia L

■ Starting line-up with position    Atts = Attempts    (C) = Captain    MB = Middle blocker    S = Setter  
□ Substitute with shirt number    Opp. = Opponent    (L) / L = Libero    OP = Opposite    OH = Outside Hitter





**Match:** 6    **Date:** 31/10/2023    **Spectators:** 8,814  
**City:** Santiago de Chile  
**Hall:** Arena Parque O'Higgins  
**Match duration:** **Start:** 13:30    **End:** 14:43    **Total:** 1:13

Teams	Sets	1	2	3	4	5	Total
<b>BRA</b>	<b>3</b>	25	25	25			75
<b>MEX</b>	<b>0</b>	13	15	20			48
<b>Duration:</b>		0:20	0:22	0:25			1:07

**Referees:** 1st: Walda Ioanna Maldonado Lam (GUA) 2nd: Misael Galindo Reytez (COL)

BRA - Brazil													
No	Name	Pos.	Line-up					Points by set					T.
			1	2	3	4	5	1	2	3	4	5	
3	Judson	MB	4	3	4			5	3	3			11
4	Otávio (C)	MB	1	6	1			4	1	2			7
5	Matheus G.	S	2	1	2			2					2
6	Adriano	OH	3	2	3			4	3				7
7	Thiery	MB											
8	Honorato	OH	6	5	6			4	2	2			8
11	Thiago	S	18										
14	Maicon	OH		8	8								
15	Maique (L)	L	L	L	L								
18	Darlan	OP	5	4	5			7	5	5			17
19	Roque	OP	5		5								
20	L. Bergmann	OH											
<b>Coach:</b> Giuliano Ribas													
<b>Assistant:</b> Tabach Ricardo													

MEX - Mexico													
No	Name	Pos.	Line-up					Points by set					T.
			1	2	3	4	5	1	2	3	4	5	
2	Hernandez	OH	1	6	6			1		1			2
3	Bravo (C) (L)	L	L	L	L								
5	Parra	MB	2	4	2			1					1
6	Lopez	OH	2	3	1				1	1			2
8	Mendoza	S		19									
9	Rodriguez	MB	5	1	5				2	2			4
11	Lopez B.	MB											
12	Fuentes	OH	4	6	4			1	2	6			9
18	Sanay	OH	12										
19	Baca	OP	3	5	3			2	1	3			6
22	Dominguez	OP	19	96	19					1			1
96	Garcia	S	6	2	6								
<b>Coach:</b> AZAIR LOPEZ JORGE MIGUEL													
<b>Assistant:</b> Mendoza Ramos Roberto													

### TEAMS AND PLAYERS PERFORMANCES

Won Points	Total Atts	No	Name
<b>38</b>	<b>68</b>	<b>Total Team</b>	
14	24	18	Darlan
8	14	8	Honorato
7	12	3	Judson
<b>6</b>	<b>20</b>	<b>Total Team</b>	
3	8	3	Judson
2	5	4	Otávio
1	4	5	Matheus G.
<b>8</b>	<b>73</b>	<b>Total Team</b>	
3	13	4	Otávio
3	11	18	Darlan
1	10	3	Judson
<b>23</b>		<b>Total Team</b>	
<b>75</b>	<b>161</b>	<b>Total Team</b>	
17	37	18	Darlan
11	30	3	Judson
8	26	8	Honorato

Scoring Skills
<b>Attack</b>
<b>Block</b>
<b>Serve</b>
<b>Opp. error</b>
<b>Total</b>
<b>Best scorers</b>

Won Points	Total Atts	No	Name
<b>20</b>	<b>66</b>	<b>Total Team</b>	
8	17	12	Fuentes
5	18	19	Baca
2	17	6	Lopez
<b>3</b>	<b>22</b>	<b>Total Team</b>	
1	8	9	Rodriguez
1	1	12	Fuentes
1	1	19	Baca
<b>2</b>	<b>50</b>	<b>Total Team</b>	
1	4	2	Hernandez
1	8	9	Rodriguez
0	0	3	Bravo
<b>23</b>		<b>Total Team</b>	
<b>48</b>	<b>138</b>	<b>Total Team</b>	
9	26	12	Fuentes
6	24	19	Baca
4	20	9	Rodriguez

■ Starting line-up with position    Atts = Attempts    (C) = Captain    MB = Middle blocker    S = Setter  
 □ Substitute with shirt number    Opp. = Opponent    (L) / L = Libero    OP = Opposite    OH = Outside Hitter

**Match:** 7    **Date:** 31/10/2023    **Spectators:** 10,000  
**City:** Santiago de Chile  
**Hall:** Arena Parque O'Higgins  
**Match duration:** **Start:** 17:30    **End:** 19:25    **Total:** 1:55

Teams	Sets	1	2	3	4	5	Total
<b>ARG</b>	<b>3</b>	20	30	25	25		100
<b>DOM</b>	<b>1</b>	25	28	17	20		90
<b>Duration:</b>		0:23	0:36	0:22	0:25		1:46

**Referees:** 1st: Juan F. Rivera (PUR) 2nd: Silvio Silveira (BRA)

ARG - Argentina															
No	Name	Pos.	Line-up					Points by set					T.		
			1	2	3	4	5	1	2	3	4	5			
1	Nicolas	OH	18			7									
2	Richards	OH			10					10					
4	Vazquez	S	12	12					12						
5	Scarpa (L)	L	L	L	L	L									
7	Conte (C)	OH	1	2	1	2								17	
8	Gonzalez	S	6	1	6	1				1				1	
10	Zelayeta	OH	4	5	4	5				4	7	3	5	19	
12	Lima B.	OP	3	4	3	4				3	3	3	3	12	
18	Maciel	MB	2	3	2	3				1	3	3	3	10	
19	Gallardo	MB				8									
20	Soria	MB	5	6	5	6				3	2	3	1	9	
25	Balague	OP	8	8		8				1		2		3	

**Coach:** Martin Ariel Lopez  
**Assistant:** Rico Golba Pablo

DOM - Dominican Republic														
No	Name	Pos.	Line-up					Points by set					T.	
			1	2	3	4	5	1	2	3	4	5		
1	Tapia (C)	OP	4	4	4	4				5	6	2	3	16
4	Hernandez	OH	5	5	5	5				5	7	2	2	16
5	Mieses (L)	L	L	L	L	L								
6	Figueroa	OP										1		
7	J.J.	S			13									
8	Lopez	OH			19									
10	Toribio	OH												
12	Arredondo	S	1	1	1	1				1				1
13	Burgos	MB	6	6	6									
15	Rosario	MB	3	3	3	6				2	2			4
18	Ortiz	MB			13	3						1	2	3
19	Cruz	OH	2	2	2	2				3	6	3	5	17

**Coach:** Jose Gutierrez Sanchez  
**Assistant:** Mañon Torres José Dante Aristides

### TEAMS AND PLAYERS PERFORMANCES

Won Points	Total Atts	No	Name
<b>59</b>	<b>111</b>	<b>Total Team</b>	
19	30	10	Zelayeta
12	25	12	Lima B.
11	28	7	Conte
<b>7</b>	<b>40</b>	<b>Total Team</b>	
3	5	7	Conte
2	11	18	Maciel
2	9	20	Soria
<b>5</b>	<b>99</b>	<b>Total Team</b>	
3	16	7	Conte
1	12	8	Gonzalez
1	21	20	Soria
<b>29</b>		<b>Total Team</b>	
<b>100</b>	<b>250</b>	<b>Total Team</b>	

Scoring Skills
<b>Attack</b>
<b>Block</b>
<b>Serve</b>
<b>Opp. error</b>
<b>Total</b>
<b>Best scorers</b>

Won Points	Total Atts	No	Name
<b>47</b>	<b>110</b>	<b>Total Team</b>	
16	31	19	Cruz
15	29	1	Tapia
14	33	4	Hernandez
<b>3</b>	<b>35</b>	<b>Total Team</b>	
2	4	18	Ortiz
1	4	1	Tapia
0	7	4	Hernandez
<b>7</b>	<b>91</b>	<b>Total Team</b>	
2	15	4	Hernandez
2	13	15	Rosario
1	16	12	Arredondo
<b>33</b>		<b>Total Team</b>	
<b>90</b>	<b>236</b>	<b>Total Team</b>	
17	53	19	Cruz
16	46	1	Tapia
16	55	4	Hernandez

■ Starting line-up with position    Atts = Attempts    (C) = Captain    MB = Middle blocker    S = Setter  
 □ Substitute with shirt number    Opp. = Opponent    (L) / L = Libero    OP = Opposite    OH = Outside Hitter





**Match:** 8    **Date:** 31/10/2023    **Spectators:** 10,000  
**City:** Santiago de Chile  
**Hall:** Arena Parque O'Higgins  
**Match duration:** **Start:** 20:30    **End:** 22:30    **Total:** 2:00

Teams	Sets	1	2	3	4	5	Total
<b>CHI</b>	<b>3</b>	26	25	25	25		101
<b>PUR</b>	<b>1</b>	28	18	21	23		90
<b>Duration:</b>		0:31	0:25	0:28	0:27		1:51

**Referees:** 1st: Ricardo Borroto Iglesias (CUB) 2nd: Luis Gerardo Macias (MEX)

CHI - Chile														
No	Name	Pos.	Line-up					Points by set					T.	
			1	2	3	4	5	1	2	3	4	5		
1	Villarreal	S	8			8	8							
2	Ibarra	OH												
3	Araya	MB	2	2	2			2					2	
4	T. Parraguirre	OP			11	3				3			3	
5	Parraguirre	OH	4	4	4	4		10	6	8	4		28	
6	Gago	MB	5	5	5	5		3	2		1		6	
8	Albornoz S.	S	6	6	6	6				1	1		2	
9	Bonacic (C)	OH	1	1	1	1		3	2	4	7		16	
10	Mardones	MB												
11	Jadue	OH	3	3	3			3	4	2			9	
16	Valenzuela	MB			3	2					1	2	3	
17	Bravo (L)	L	L	L	L	L								

**Coach:** DANIEL RUBEN NEJAMKIN

**Assistant:** Ivan Villareal Barahona

PUR - Puerto Rico													
No	Name	Pos.	Line-up					Points by set					T.
			1	2	3	4	5	1	2	3	4	5	
1	Garcia	S	15	17	15	15							
3	Hoyos	OH	1	1	1	6		4	2	2	1		9
4	Cabrera (L)	L	L	L	L	L							
6	Rodriguez	S	6	6	6	5		4		1	1		6
13	Torres	OP											
14	Vargas (C)	OH	4	4	4	3		7	3	4	2		16
15	Rodriguez	MB	5	5	5	4				2	2		4
16	Ellis	OP	3	3	3	2		2	5	7	4		18
17	Alomar	MB	2	2	2	1		1	1	2			4
19	Lopez	OH	16	6	3	3						4	4
21	Figueroa	MB			15								
25	Feliciano	OH	17										

**Coach:** Oswald Antonetti Cameron

**Assistant:** Torres Rosario Alberto Jamille

### TEAMS AND PLAYERS PERFORMANCES

Won Points	Total Atts	No	Name
<b>57</b>	<b>112</b>	<b>Total Team</b>	
25	44	5	Parraguirre
13	30	9	Bonacic
7	14	11	Jadue
<b>9</b>	<b>55</b>	<b>Total Team</b>	
2	9	3	Araya
2	7	5	Parraguirre
2	4	9	Bonacic
<b>3</b>	<b>100</b>	<b>Total Team</b>	
1	15	5	Parraguirre
1	14	9	Bonacic
1	12	11	Jadue
<b>32</b>		<b>Total Team</b>	
<b>101</b>	<b>267</b>	<b>Total Team</b>	
28	66	5	Parraguirre
16	48	9	Bonacic
9	30	11	Jadue

Scoring Skills
<b>Attack</b>
<b>Block</b>
<b>Serve</b>
<b>Opp. error</b>
<b>Total</b>
<b>Best scorers</b>

Won Points	Total Atts	No	Name
<b>50</b>	<b>115</b>	<b>Total Team</b>	
15	32	16	Ellis
14	25	14	Vargas
9	28	3	Hoyos
<b>9</b>	<b>52</b>	<b>Total Team</b>	
3	10	16	Ellis
2	12	6	Rodriguez
2	6	14	Vargas
<b>2</b>	<b>91</b>	<b>Total Team</b>	
1	16	6	Rodriguez
1	8	15	Rodriguez
0	5	1	Garcia
<b>29</b>		<b>Total Team</b>	
<b>90</b>	<b>258</b>	<b>Total Team</b>	
18	60	16	Ellis
16	45	14	Vargas
9	39	3	Hoyos

■ Starting line-up with position    Atts = Attempts    (C) = Captain    MB = Middle blocker    S = Setter  
 □ Substitute with shirt number    Opp. = Opponent    (L) / L = Libero    OP = Opposite    OH = Outside Hitter



## Best Scorers

Rk	No	Name	Pos.	Team	Attack	Block	Serve	Total
1	5	Parraguire Vicente	OH	CHI	47	6	4	57
2	19	Cruz Cepin Hector Alexis	OH	DOM	36	2	1	39
3	18	Lopez Castro Miguel Angel	OH	CUB	26	5	6	37
4	18	Ferreira Souza Darlan	OP	BRA	23	2	8	33
5	9	Bonacic Dusan	OH	CHI	27	2	1	30
6	7	Conte Facundo	OH	ARG	21	5	3	29
7	10	Zelayeta Mauro	OH	ARG	27	0	1	28
	12	Fuentes Rascon Mauro Isaac	OH	MEX	25	2	1	28
9	4	Hernandez Wilfrido	OH	DOM	25	0	2	27
	14	Vargas Pelegrin	OH	PUR	25	2	0	27
11	10	Gutierrez Suarez Miguel David	OP	CUB	23	2	1	26
12	19	Hernandez Baca Luis David	OP	MEX	22	1	1	24
13	12	Lima Bruno	OP	ARG	22	0	0	22
14	18	Maciel Gustavo	MB	ARG	15	4	2	21
	10	Larrahondo Gustavo	OP	COL	17	2	2	21
	16	Ellis Carballo Jamal	OP	PUR	18	3	0	21
17	3	Nunes da Cunha Jr Judson Amabel	MB	BRA	14	4	1	19
	3	Hoyos Omar	OH	PUR	19	0	0	19
19	6	Fernandes P.X.Cavalcante Adriano	OH	BRA	14	0	3	17
	7	Piza Hernandez Andres Felipe	OH	COL	13	2	2	17
	17	Contreras Acosta Jakdiel	MB	CUB	12	4	1	17
22	4	Rodrigues Pinto Otávio Henrique	MB	BRA	6	6	4	16
	1	Masso Alvarez Jose Israel	MB	CUB	11	5	0	16
	9	Gonzalez Rodriguez Alejandro Miguel	OP	CUB	13	1	2	16
	1	Tapia Santana Henry Omar	OP	DOM	15	1	0	16
26	8	Honorato Henrique Dantas Nóbrega	OH	BRA	13	1	1	15
	9	Tellez Rodriguez Axel Manuel	MB	MEX	9	3	3	15
28	11	Jadue Matias	OH	CHI	12	1	1	14
	6	Gonzalez Marti Yusniel	OH	CUB	9	5	0	14
	15	Rosario Adames Luther Hadasher	MB	DOM	8	3	3	14
31	8	Mejia Leandro	MB	COL	9	4	0	13
32	6	Gago Murtagh Tomas	MB	CHI	10	2	0	12
33	3	Araya Gabriel	MB	CHI	4	4	2	10
	8	Lopez Capellan Henry Antonio	OH	DOM	8	1	1	10
	15	Rodriguez Jonathan	MB	PUR	7	2	1	10
36	20	Soria Sergio	MB	ARG	6	2	1	9
37	17	Alomar Ismael	MB	PUR	7	1	0	8
38	25	Balague Manuel	OP	ARG	5	0	2	7
	23	Aponza Carabali Daniel	MB	COL	6	1	0	7
	18	Ortiz Valdez Moises Alexander	MB	DOM	0	6	1	7
	2	Hernández Cabrera Jorge Ariel	OH	MEX	5	1	1	7
42	19	Gallardo Agustin	MB	ARG	4	2	0	6
	5	Gonçalves Matheus Silva	S	BRA	1	2	3	6
	6	Rodriguez Kevin Joel	S	PUR	3	2	1	6
45	5	Parra Valenzuela Victor Manuel	MB	MEX	2	3	0	5
46	4	Parraguire Tomas	OP	CHI	4	0	0	4
	8	Albornoz Sebastian	S	CHI	2	2	0	4
	9	Caicedo Jharold	OH	COL	3	1	0	4
	13	Burgos-Guntin Rafael Antonio	MB	DOM	1	3	0	4
	19	Lopez Kevin	OH	PUR	4	0	0	4
<b>Total tournament</b>					675	117	73	865





## Best Attackers

Limit: 15.00%

Rk	No	Name	Pos.	Team	Attacks	Faults	Shots	Total Attempts	Succ. %
1	3	Nunes da Cunha Jr Judson Amabel	MB	BRA	14	1	7	22	63.64
2	10	Zelayeta Mauro	OH	ARG	27	6	10	43	62.79
3	6	Fernandes P.X.Cavalcante Adriano	OH	BRA	14	1	9	24	58.33
4	8	Honorato Henrique Dantas Nóbrega	OH	BRA	13	4	6	23	56.52
5	5	Parraguirre Vicente	OH	CHI	47	15	25	87	54.02
6	18	Ferreira Souza Darlan	OP	BRA	23	9	12	44	52.27
7	14	Vargas Pelegrin	OH	PUR	25	5	18	48	52.08
8	12	Fuentes Rascon Mauro Isaac	OH	MEX	25	4	23	52	48.08
9	19	Cruz Cepin Hector Alexis	OH	DOM	36	11	29	76	47.37
10	12	Lima Bruno	OP	ARG	22	7	19	48	45.83
<b>Total tournament</b>					675	267	565	1,507	44.79



## Best Blockers

Rk	No	Name	Pos.	Team	Kill Blocks	Faults	Rebounds	Total Attempts	Avg. by set
1	4	Rodrigues Pinto Otávio Henrique	MB	BRA	6	8	5	19	1.00
2	5	Parraguirre Vicente	OH	CHI	6	5	2	13	0.75
	18	Ortiz Valdez Moises Alexander	MB	DOM	6	2	4	12	0.75
4	7	Conte Facundo	OH	ARG	5	1	2	8	0.71
5	3	Nunes da Cunha Jr Judson Amabel	MB	BRA	4	6	8	18	0.67
	8	Mejia Leandro	MB	COL	4	6	5	15	0.67
7	1	Masso Alvarez Jose Israel	MB	CUB	5	14	15	34	0.63
	6	Gonzalez Marti Yusniel	OH	CUB	5	1	0	6	0.63
	18	Lopez Castro Miguel Angel	OH	CUB	5	2	2	9	0.63
10	18	Maciel Gustavo	MB	ARG	4	11	8	23	0.57
<b>Total tournament</b>					117	270	209	596	2.02



## Best Servers

Rk	No	Name	Pos.	Team	Aces	Faults	Serve Hits	Total Attempts	Avg. by set
1	18	Ferreira Souza Darlan	OP	BRA	8	6	13	27	1.33
2	18	Lopez Castro Miguel Angel	OH	CUB	6	8	22	36	0.75
3	4	Rodrigues Pinto Otávio Henrique	MB	BRA	4	4	14	22	0.67
4	5	Gonçalves Matheus Silva	S	BRA	3	4	22	29	0.50
	6	Fernandes P.X.Cavalcante Adriano	OH	BRA	3	2	20	25	0.50
	5	Parraguirre Vicente	OH	CHI	4	17	12	33	0.50
7	7	Conte Facundo	OH	ARG	3	3	20	26	0.43
8	15	Rosario Adames Luther Hadasher	MB	DOM	3	2	25	30	0.38
	9	Tellez Rodriguez Axel Manuel	MB	MEX	3	4	16	23	0.38
10	7	Piza Hernandez Andres Felipe	OH	COL	2	6	16	24	0.33
<b>Total tournament</b>					73	261	973	1,307	1.26



## Best Diggers

Rk	No	Name	Pos.	Team	Digs	Faults	Receptions	Total Attempts	Avg. by set
1	5	Mieses Feliz Enger Miguel	L	DOM	30	13	1	44	3.75
	3	Bravo Moreno Hiram Said	L	MEX	30	2	5	37	3.75
3	4	Cabrera Rivera Arnel	L	PUR	26	5	2	33	3.71
4	15	Nascimento Maique Reis	L	BRA	21	4	2	27	3.50
	17	Bravo Jaime	L	CHI	28	8	1	37	3.50
6	7	Garcia Alvarez Yonder Roman	L	CUB	26	8	1	35	3.25
7	1	Ramos Lemos Roosvuel Riol	L	COL	18	8	0	26	3.00
8	18	Lopez Castro Miguel Angel	OH	CUB	22	1	4	27	2.75
9	5	Scarpa Tobias	L	ARG	16	8	5	29	2.29
	7	Conte Facundo	OH	ARG	16	4	1	21	2.29
<b>Total tournament</b>					602	209	82	893	10.38



## Best Setters

Rk	No	Name	Pos.	Team	Running Sets	Faults	Still Sets	Total Attempts	Avg. by set
1	11	Taboada Diaz Lyvan	S	CUB	44	1	131	176	5.50
2	8	González Demián Javier	S	ARG	27	0	114	141	3.86
3	5	Gonçalves Matheus Silva	S	BRA	17	1	85	103	2.83
4	6	Rodriguez Kevin Joel	S	PUR	11	1	90	102	1.57
5	13	Ambuila Juan Camilo	S	COL	9	1	108	118	1.50
6	96	Garcia Resendiz Miguel Angel	S	MEX	10	2	148	160	1.25
7	8	Albornoz Sebastian	S	CHI	8	1	187	196	1.00
	1	Garcia Howard	S	PUR	7	1	45	53	1.00
9	12	Arredondo Severino Francisco Argelis	S	DOM	4	0	181	185	0.50
10	4	Vazquez Ezequiel	S	ARG	3	0	23	26	0.43
<b>Total tournament</b>					143	19	1,336	1,498	2.47



## Best Receivers

Limit: 20.00%

Rk	No	Name	Pos.	Team	Excellents	Faults	Serve Receptions	Total Attempts	Eff. %
1	8	Honorato Henrique Dantas Nóbrega	OH	BRA	19	0	7	26	73.08
2	9	Bonacic Dusan	OH	CHI	37	0	15	52	71.15
3	10	Zelayeta Mauro	OH	ARG	25	1	8	34	70.59
4	5	Parraguire Vicente	OH	CHI	29	2	8	39	69.23
	5	Mieses Feliz Enger Miguel	L	DOM	39	3	10	52	69.23
6	7	Conte Facundo	OH	ARG	41	4	10	55	67.27
7	5	Scarpa Tobias	L	ARG	20	1	9	30	63.33
8	15	Nascimento Maique Reis	L	BRA	16	1	8	25	60.00
9	4	Cabrera Rivera Arnel	L	PUR	26	2	15	43	55.81
10	4	Hernandez Wilfrido	OH	DOM	31	5	12	48	54.17
<b>Total tournament</b>					587	73	385	1,045	49.19





## Best Liberos

Rk	No	Name	Pos.	Team	Excellents	Faults	In Play	Total Attempts	Avg. by set
1	5	Mieses Feliz Enger Miguel	L	DOM	69	16	11	96	8.63
2	4	Cabrera Rivera Arnel	L	PUR	52	7	17	76	7.43
3	3	Bravo Moreno Hiram Said	L	MEX	55	5	26	86	6.88
4	17	Bravo Jaime	L	CHI	50	9	24	83	6.25
5	15	Nascimento Maique Reis	L	BRA	37	5	10	52	6.17
6	7	Garcia Alvarez Yonder Roman	L	CUB	44	14	12	70	5.50
7	5	Scarpa Tobias	L	ARG	36	9	14	59	5.14
8	1	Ramos Lemos Roosvuel Riol	L	COL	27	14	19	60	4.50
<b>Total tournament</b>					370	79	133	582	6.38



## Best Scorers

Rk	Team	Attack	Block	Serve	Total
1	CHI Chile	109	17	8	134
2	CUB Cuba	95	23	11	129
3	ARG Argentina	101	13	10	124
4	DOM Dominican Republic	93	17	9	119
5	BRA Brazil	73	15	20	108
6	PUR Puerto Rico	85	10	2	97
7	MEX Mexico	69	11	7	87
8	COL Colombia	50	11	6	67
<b>Total tournament</b>		<b>675</b>	<b>117</b>	<b>73</b>	<b>865</b>



## Best Attackers

Limit: 15.00%

Rk	Team	Attacks	Faults	Shots	Total Attempts	Succ. %
1	BRA Brazil	73	19	42	134	54.48
2	ARG Argentina	101	21	68	190	53.16
3	CHI Chile	109	38	81	228	47.81
4	CUB Cuba	95	42	62	199	47.74
5	PUR Puerto Rico	85	33	71	189	44.97
6	DOM Dominican Republic	93	40	92	225	41.33
7	MEX Mexico	69	42	85	196	35.20
8	COL Colombia	50	32	64	146	34.25
<b>Total tournament</b>		<b>675</b>	<b>267</b>	<b>565</b>	<b>1,507</b>	<b>44.79</b>



## Best Blockers

Rk	Team	Kill Blocks	Faults	Rebounds	Total Attempts	Avg. by set
1	CUB Cuba	23	36	37	96	2.88
2	BRA Brazil	15	20	22	57	2.50
3	CHI Chile	17	39	31	87	2.13
4	DOM Dominican Republic	17	35	22	74	2.13
5	ARG Argentina	13	38	25	76	1.86
6	COL Colombia	11	27	16	54	1.83
7	PUR Puerto Rico	10	39	30	79	1.43
8	MEX Mexico	11	36	26	73	1.38
<b>Total tournament</b>		<b>117</b>	<b>270</b>	<b>209</b>	<b>596</b>	<b>2.02</b>





## Best Servers

Rk	Team	Aces	Faults	Serve Hits	Total Attempts	Avg. by set
1	BRA Brazil	20	25	101	146	3.33
2	ARG Argentina	10	37	126	173	1.43
3	CUB Cuba	11	45	126	182	1.38
4	DOM Dominican Republic	9	31	140	180	1.13
5	CHI Chile	8	37	150	195	1.00
	COL Colombia	6	27	86	119	1.00
7	MEX Mexico	7	31	119	157	0.88
8	PUR Puerto Rico	2	28	125	155	0.29
<b>Total tournament</b>		73	261	973	1,307	1.26



## Best Diggers

Rk	Team	Digs	Faults	Receptions	Total Attempts	Avg. by set
1	CHI Chile	91	33	12	136	11.38
2	BRA Brazil	66	17	11	94	11.00
	CUB Cuba	88	14	10	112	11.00
	DOM Dominican Republic	88	45	12	145	11.00
5	ARG Argentina	74	28	13	115	10.57
6	MEX Mexico	76	26	15	117	9.50
7	COL Colombia	56	15	4	75	9.33
8	PUR Puerto Rico	63	31	5	99	9.00
<b>Total tournament</b>		602	209	82	893	10.38



## Best Setters

Rk	Team	Running Sets	Faults	Still Sets	Total Attempts	Avg. by set
1	CUB Cuba	44	2	159	205	5.50
2	ARG Argentina	30	1	157	188	4.29
3	BRA Brazil	18	3	115	136	3.00
4	PUR Puerto Rico	18	6	159	183	2.57
5	COL Colombia	9	1	133	143	1.50
	MEX Mexico	12	2	182	196	1.50
7	CHI Chile	8	2	211	221	1.00
8	DOM Dominican Republic	4	2	220	226	0.50
<b>Total tournament</b>		143	19	1,336	1,498	2.47



## Best Receivers

Limit: 20.00%

Rk	Team	Excellents	Faults	Serve Receptions	Total Attempts	Eff. %
1	ARG Argentina	89	7	31	127	64.57
2	DOM Dominican Republic	105	10	40	155	61.29
3	CHI Chile	94	4	50	148	60.81
4	BRA Brazil	51	3	25	79	60.76
5	PUR Puerto Rico	73	8	58	139	46.76
6	CUB Cuba	67	10	62	139	41.01
7	MEX Mexico	68	12	62	142	39.44
8	COL Colombia	40	19	57	116	18.10
<b>Total tournament</b>		587	73	385	1,045	49.19



## Best Liberos

Rk	Team	Excellents	Faults	In Play	Total Attempts	Avg. by set
1	DOM Dominican Republic	69	16	11	96	8.63
2	PUR Puerto Rico	52	7	17	76	7.43
3	MEX Mexico	55	5	26	86	6.88
4	CHI Chile	50	9	24	83	6.25
5	BRA Brazil	37	5	10	52	6.17
6	CUB Cuba	44	14	12	70	5.50
7	ARG Argentina	36	9	14	59	5.14
8	COL Colombia	27	14	19	60	4.50
<b>Total tournament</b>		370	79	133	582	6.38



## **Cuba, Brazil, Argentina and Chile with Two Wins advance into the next round at Santiago 2023**

SANTIAGO, Chile, October 31, 2023.- Cuba, Brazil, Argentina and Chile with Two Wins to advance into the next round in the Men's Volleyball tournament at the 2023 Santiago Pan American Games that runs from October 30 to November 4 at the Arena Parque O'Higgins.

Cuba defeated Colombia 3-0 (25-22, 25-23, 25-23) and Brazil defeated Mexico 3-0 (25-13, 25-15, 25-20) in their second victories.

Cuba and Brazil remain undefeated 2-0, are guaranteed to move into the next round and will face on Wednesday for Pool A first place. Mexico and Colombia, with two losses, will compete for a spot in the quarterfinals.

Argentina defeated Dominican Republic 3-1 (20-25, 30-28, 25-17, 25-20) and Chile bounced back after losing the first set to Puerto Rico 3-1 (26-28, 25-18, 25-21, 25-23) in their second victory.

Chile and Argentina, both with a 2-0 record, will determine first place in Pool B on Wednesday. Both teams are guaranteed to advance to the next round. Puerto Rico and Dominican Republic, both with 0-2 records, will face each other to stay alive in the tournament.

The winner of the pool will advance directly to Friday's semifinals.

### **Cuba 3, Colombia 0**

Cuba defeated Colombia 3-0 (25-22, 25-23, 25-23) in their second victory. Cuba secured their spot in the next round with 2-0 record in Pool A and will face Brazil (10:30am) on Wednesday in their last pool-play match. Colombia is 0-2 and faces Mexico (1:30pm). It wasn't easy for Cuba; in the first set they were carried by the offensive efforts of Alejandro Gonzalez and Miguel Angel López. However, in the second set, Colombia managed to push harder after recovering from a 5-point deficit (12-17) with Leandro Mejía's serves and Gustavo Larrahondo and Andrés Piza offense, in addition to Cuba's errors. The third set was tied at 21 points, with visible improvements in blocking from Colombia, but it wasn't enough to overcome Cuba's strength in attacks. Cuba outperformed Colombia in attacks 36-25 and in service points 7-5. However, Colombia made fewer errors, 24-30. Both teams scored 8 points on blocks. Cuban captain, Miguel Angel López, led all scorers with 20 points, on 13 kills, 3 blocks, and a match-high of 4 aces. Opposite Alejandro González contributed 16 points, also on 13 kills, one block and 2 aces. For Colombia, the opposite Gustavo Larrahondo led with 12 points, on 10 kills, one block, and one service. Followed by outside hitter Andrés Piza, who had 9 points.

### **Brazil 3, Mexico 0**

Brazil defeated Mexico 3-0 (25-13, 25-15, 25-20), improving their record 2-0 in Pool A. Brazil remains undefeated 2-0, is guaranteed to move into the next round and will play their final Pool A match on Wednesday against Cuba, who is also undefeated. The winner of the pool will advance directly to Friday's semifinals. Mexico, with two losses, will compete for a spot in the quarterfinals against Colombia. This was the second straight-set victory for Brazil, who had control of the game with the offense of opposite hitter Darlan and middle blocker Judson Nunes, the top scorers with 18 and 11 points, respectively. Mexico, despite their defensive efforts, especially in the second set, and effective kills in the third set, suffered their second loss. Outside hitter Mauro Fuentes led Mexico with 9 points. Brazil ended with a total of 38 attack points against Mexico's 20. They also had advantages of 6-3 in blocks and 8-2 in direct service points. Both teams committed 23 unforced errors.

### **Argentina 3, Dominican Republic 1**

Argentina defeated Dominican Republic 3-1 (20-25, 30-28, 25-17, 25-20) to remain undefeated and advance into the next round. Defending champs Argentina, came back from losing the first set to maintain a 2-0 undefeated in Pool B. They will end pool-play on Wednesday against the host team Chile. Dominican Republic, with a 0-2 record, finishes with Puerto Rico. Argentina held advantage in attacks (59-47) and blocks (7-3). Dominican Republic held advantage in service points (7-5). Argentina scored 29 points from Dominican errors but gave up 33. Argentina's outside hitter Mauro Zelayeta led with 19 points, all on attacks. Team captain, Facundo Conte, contributed 17 points, including 11 attacks, 3 blocks, and 3 aces. Opposite hitter Bruno Lima added 12 points from attacks. Dominican Héctor Cruz scored 17 points, on 16 kills and one ace. In his debut at Santiago 2023, team captain Henry Tapia contributed 16 points, including 15 kills and one ace. Outside hitter Wilfrido Hernández, also added 16 points, on 14 kills and 2 aces. In the first set, Dominican Republic, led by Wilfrido Hernández and captain Henry Tapia, earned a significant seven-point lead (11-4) that Argentina's offense couldn't overcome. Mauro Zelayeta was crucial in Argentina's comeback from a 4-point deficit (11-15) in a battling second set. Numerous failed serves on both sides extended the set, with Argentina eventually winning on a kill point from Facundo Conte for the 30-28 victory. In the third set, Argentina quickly jumped to a seven-point lead (10-3), putting the Dominican Republic off balance to comfortably win and persevere in the fourth set.

### **Chile 3, Puerto Rico 1**

Chile bounced back after losing the first set to Puerto Rico 3-1 (26-28, 25-18, 25-21, 25-23) in their second victory. Chile and Argentina, both with a 2-0 record, will determine first place in Pool B on Wednesday. Both teams are guaranteed to advance to the next round, but the pool winner will move directly to Friday's semifinals. Puerto Rico and Dominican Republic, both with 0-2 records, will face each other to stay alive in the tournament. Chile led in attacking points (57-50) and service points (3-2). Both teams scored 9 points on blocks. The home team scored 32 points on Puerto Rico's errors and gave away 29. Outside hitter Vicente Parraguirre once again led Chile with a match-high of 28 points (25 kills, 2 blocks, one serve). Captain Dusan Bonacic contributed 16 points (13 kills, 2 blocks, one serve), and outside hitter Matías Jadue added 9 points. Opposite hitter Jamal Ellis led Puerto Rico with 18 points (15 kills, 3 blocks), followed by team captain Pelegrin Vargas with 16 points (14 kills, 2 blocks), and outside hitter Omar Hoyos contributed 9 points. Puerto Rico closed a dramatic first set after losing two set points. Chile recovered taking control of set two from the start, with a comfortable five-point lead (16-11) that later extended to seven. In the third set, teams were tied on several occasions, but Chile prevailed, pushed by Vicente Parraguirre, along with team captain Bonacic and Puerto Rico's errors. Bonacic's powerful serves prevented Puerto Rico from performing comfortably in the fourth, but the Chileans lost five match points (25-18) before securing the victory.

### **Cuba, Brasil, Argentina y Chile con Dos Victorias avanzan a la siguiente ronda en Santiago 2023**

SANTIAGO, Chile, 31 de octubre de 2023.- Cuba, Brasil, Argentina y Chile con dos victorias avanzan a la siguiente ronda del torneo de Voleibol Masculino de los Juegos Panamericanos de Santiago 2023, que se lleva a cabo del 30 de octubre al 4 de noviembre en la Arena Parque O'Higgins.



Cuba derrotó a Colombia 3-0 (25-22, 25-23, 25-23) y Brasil venció a México 3-0 (25-13, 25-15, 25-20) en sus segundas victorias.

Cuba y Brasil permanecen invictos con un récord de 2-0, tienen asegurado su pase a la siguiente ronda y se enfrentarán el miércoles por el primer lugar del Grupo A. México y Colombia, con dos derrotas, competirán por un lugar en la ronda de cuartos de final.

Argentina derrotó a República Dominicana 3-1 (20-25, 30-28, 25-17, 25-20) and Chile se recuperó de perder el primer set ante Puerto Rico 3-1 (26-28, 25-18, 25-21, 25-23) en su segunda victoria.

Chile y Argentina con récord de 2-0 decidirán el primer lugar del Grupo B el miércoles. Ambos tienen asegurado avanzar a la siguiente ronda. Puerto Rico y República Dominicana, ambos con récord 0-2 se enfrentarán para seguir con vida en el torneo.

El ganador del grupo avanzará directamente a las semifinales del viernes.

### **Cuba 3, Colombia 0**

Cuba derrotó a Colombia 3-0 (25-22, 25-23, 25-23) en su segundo triunfo. Cuba aseguró su lugar en la próxima ronda con récord 2-0 en el Grupo A y se enfrentará a Brasil (10:30am) el miércoles en su último partido de la ronda preliminar. Colombia está 0-2 y jugará ante México (1:30pm). No fue un triunfo fácil para Cuba. En el primer set con la ofensiva de Alejandro González y Miguel Angel López, pero en el segundo, Colombia logró empujar con mayor intensidad tras recuperarse de un déficit de 5 puntos (12-17) con servicio de Leandro Mejía y el ataque de Gustavo Larrahondo y Andrés Piza, sumado a errores de Cuba. El tercer set llegó empatado a 21 puntos con una visible mejora en bloqueo por parte de Colombia pero que no alcanzó para superar el fuerte ataque cubano. Cuba superó a Colombia en ataques 36-25 y en servicios 7-5, pero Colombia cometió menos errores 24-30. Ambos equipos anotaron 8 puntos de bloqueos. El capitán de Cuba, Miguel Angel López, encabezó a todos los anotadores con 20 puntos de 13 ataques, 3 bloqueos y el máximo de 4 puntos de servicios; y el opuesto Alejandro González agregó 16 puntos, también de 13 ataques, un bloqueo y 2 servicios directos. De Colombia, el opuesto Gustavo Larrahondo lideró con 12 puntos de 10 ataques, un bloqueo y un servicio. Le siguió el atacante de esquina Andrés Piza con 9 puntos.

### **Brasil 3, México 0**

Brasil venció a México 3-0 (25-13, 25-15, 25-20) mejorando su récord a 2-0 en el Grupo A. Brasil marcha invicto 2-0, tiene garantizado avanzar a la siguiente ronda, disputará el miércoles su último partido del Grupo A ante Cuba que también está invicto. El ganador del grupo avanzará directamente a las semifinales del viernes. México con dos derrotas disputará el pase a la ronda de cuartos de final frente a Colombia. Este fue el segundo triunfo en sets corridos para Brasil, que tuvo el control del partido con la ofensiva del jugador opuesto Darlan y el central Judson Nunes que fueron los máximos anotadores con 18 y 11 puntos respectivamente. México, a pesar del esfuerzo en defensa, mayormente en el segundo set y su efectivo ataque en el tercero sufrió su segunda derrota. El jugador de esquina Mauro Fuentes encabezó a México con 9 puntos. Brasil terminó con un registro de 38 puntos de ataque contra 20, además de ventajas de 6-3 en bloqueo y 8-2 en puntos directos de servicio. Ambos equipos cometieron 23 errores no forzados.

### **Argentina 3, República Dominicana 1**

Argentina derrotó a República Dominicana 3-1 (20-25, 30-28, 25-17, 25-20) para permanecer invicto y avanzar a la siguiente ronda. El actual campeón Argentina vino de perder el primer set para una marca invicta 2-0 en el Grupo B. El miércoles cerrará la ronda de grupos ante el anfitrión Chile.

República Dominicana 0-2 cierra con Puerto Rico. Argentina sostuvo ventaja en ataques (59-47) y en bloqueos (7-3). República Dominicana tuvo ventaja en puntos de saques directos (7-5). Argentina anotó 29 puntos de errores dominicanos, pero otorgaron 33. El atacante de esquina Mauro Zelayeta de Argentina lideró con 19 puntos todos de ataque. El capitán del equipo Facundo Conte contribuyó con 17 puntos de 11 ataques, 3 bloqueos y 3 puntos de saque. El opuesto Bruno Lima agregó 12 puntos de ataque. El dominicano Héctor Cruz anotó 17 puntos de 16 ataques y un punto de saque directo. En su debut en Santiago 2023, el capitán Henry Tapia aportó 16 puntos de 15 ataques y un as. El jugador de esquina Wilfrido Hernández también sumó 16 anotaciones, de 14 ataques y dos puntos de saque. En el primer set, República Dominicana con Wilfrido Hernández y el capitán Henry Tapia, alcanzaron una amplia ventaja de siete puntos 11-4 que no pudo resolver la ofensiva argentina. Mauro Zelayeta fue clave para que Argentina remontara de un déficit de 4 puntos (11-15) en el segundo set que fue más reñido. Con múltiples saques fallados de ambos lados extendieron el segundo set que ganó Argentina con punto de ataque de Facundo Conte 30-28. En el tercero, Argentina saltó rápidamente a una ventaja de siete puntos (10-3), sacando a República Dominicana fuera de balance para ganarlo cómodamente y perseverar en el cuarto set.

### **Chile 3, Puerto Rico 1**

Chile se recuperó de perder el primer set ante Puerto Rico 3-1 (26-28, 25-18, 25-21, 25-23) en su segunda victoria. Chile y Argentina con récord de 2-0 decidirán el primer lugar del Grupo B el miércoles. Ambos tienen asegurado avanzar a la siguiente ronda, pero el primer lugar se moverá directamente a las semifinales del viernes. Puerto Rico y República Dominicana, ambos con récord 0-2 se enfrentarán para seguir con vida en el torneo. Chile tuvo dominio en puntos de ataque 57-50 y de servicio 3-2. Ambos equipos anotaron 9 puntos de bloqueo. El equipo de casa anotó 32 puntos por errores de Puerto Rico y concedió 29. El atacante de esquina Vicente Parraguirre nuevamente encabezó a Chile anotando el máximo de 28 puntos en el partido (25 ataques, 2 bloqueos, un saque). El capitán Dusan Bonacic sumó 16 puntos (13 ataques, 2 bloqueos, un saque) y el punta Matías Jadue contribuyó con 9 puntos. El opuesto Jamal Ellis con 18 puntos (15 ataques, 3 bloqueos) encabezó a Puerto Rico, acompañado por el capitán Pelegrin Vargas con 16 unidades (14 ataques, 2 bloqueos) y el atacante de esquina Omar Hoyos agregó 9 tantos. Puerto Rico cerró un dramático primer set luego de perder dos puntos de set. Chile se recuperó tras comandar el segundo set desde el inicio y alcanzando una cómoda ventaja de cinco puntos (16-11) que luego se extendió a siete. En el tercero, los equipos empataron en varias ocasiones, pero Chile se impuso con la de Vicente Parraguirre, acompañado por el capitán Bonacic y a través de errores de Puerto Rico. El potente servicio de Bonacic impidió que Puerto Rico se desempeñara cómodamente en el cuarto, pero los chilenos perdieron cinco puntos de partido (25-18) previo a la victoria.



# VOLLEYBALL

## MEN'S



# Santiago

# 2023

Juegos  
PanAm | ParapanAm

# Bulletin No 4

Wednesday, November 1<sup>st</sup> 2023



**Calendario y Formato de Competencia Rama Masculina / Competition Format and Match Schedule Men Comp.**

GROUP-A													
No.	Date	Time	Teams			Set	1	2	3	4	5	Total	Time
1	30-oct	10:30	BRA	vs	COL	3-0	25-20	25-17	25-10				01:19
2	30-oct	13:30	CUB	vs	MEX	3-2	25-20	24-26	19-25	27-25	15-10	110-106	02:07
5	31-oct	10:30	CUB	vs	COL	3-0	25-22	25-23	25-23			75-68	01:24
6	31-oct	13:30	BRA	vs	MEX	3-0	25-13	25-15	25-20			75-48	01:13
9	01-nov	10:30	BRA	vs	CUB	3-2	25-23	25-16	18-25	25-26	18-16	111-107	01:59
10	01-nov	13:30	MEX	vs	COL	0-3	23-25	23-25	19-25			75-65	01:18
GROUP-B													
No.	Date	Time	Teams			Set	1	2	3	4	5	Total	Time
3	30-oct	17:30	ARG	vs	PUR	3-0	25-23	26-24	25-15			76-62	01:20
4	30-oct	20:30	CHI	vs	DOM	3-1	25-20	21-25	25-22	25-21		96-88	01:57
7	31-oct	17:30	ARG	vs	DOM	3-1	20-25	30-28	25-17	25-20		100-90	01:55
8	31-oct	20:30	CHI	vs	PUR	3-1	26-28	25-18	25-21	25-23		101-90	02:00
11	01-nov	17:30	PUR	vs	DOM	3-1	25-23	18-25	25-19	25-20		93-87	01:44
12	01-nov	20:30	CHI	vs	ARG	0-3	15-25	20-25	21-25			56-75	01:10
QUATERFINALS													
No.	Date	Time	Teams			Set	1	2	3	4	5	Total	Time
13	02-nov	10:30	2ND B CHI	vs	3RD A COL	0-0							
14	02-nov	13:30	2ND A CUB	vs	3RD B PUR								
CLASSIFICATION 5/8													
No.	Date	Time	Teams			Set	1	2	3	4	5	Total	Time
15	03-nov	10:30	4TH B DOM	vs	LOOSER OF M13 OR (M14)	0-0							
16	03-nov	13:30	4TH A MEX	vs	LOOSER OF M14 OR (M13)								
SEMIFINALS													
No.	Date	Time	Teams			Set	1	2	3	4	5	Total	Time
17	03-nov	17:30	1st. B ARG	vs	WINNER OF M13 OR (M14)	0-0							
18	03-nov	20:30	1st. A BRA	vs	WINNER OF M14 OR (M13)	0-0							
FINAL CLASSIFICATION 7/8													
No.	Date	Time	Teams			Set	1	2	3	4	5	Total	Time
19	04-nov	10:00	LOOSER OF M15	vs	LOOSER OF M16	0-0							
FINAL CLASSIFICATION 5/6													
No.	Date	Time	Teams			Set	1	2	3	4	5	Total	Time
20	04-nov	13:00	WINNER OF M15	vs	WINNER OF M16	0-0							
FINALS													
No.	Date	Time	Teams			Set	1	2	3	4	5	Total	Time
21	04-nov	17:00	LOSER OF M17	vs	LOSER OF M18	0-0							
22	04-nov	20:00	WINNER OF M17	vs	WINNER OF M18	0-0							



# Santiago 2023

Juegos PanAm | ParapanAm

Santiago de Chile • Oct. 30-Nov. 04



## Union Panamericana Voleibol

Día / Day	Hora / Time	Competition Venue - FOP	Hora / Time	Training Court 1 - Centro Elige vivir Sano Lo Espejo	Training Court 2 - Centro Elige vivir Sano San Ramón	
27-oct-23	09:00		09:00	DOMINICANA	CUBA	
	10:30		10:30	COLOMBIA	ARGENTINA	
	12:00		12:00	MEXICO	PUERTO RICO	
	13:30		13:30	BRASIL	CHILE	
28-oct-23	08:00	DOMINICANA				
	09:30	COLOMBIA				
	11:00	CUBA				
	12:30	ARGENTINA				
	14:00	MEXICO				
	15:30	PUERTO RICO				
	17:00	BRASIL				
	18:30	CHILE				
	20:00	PRACTICAL CLINIC				
						Preliminary Inquiry
					Time	
					Country	
					09:00	
					CUB	
					09:30	
					ARG	
					10:00	
					MEX	
					10:30	
					PUR	
					11:00	
					BRA	
					11:30	
					CHI	
					12:00	
					COL	
					12:30	
					DOM	
29-oct-23	09:00			DOMINICANA	MEXICO	
	10:30			COLOMBIA	ARGENTINA	
	12:00			PUERTO RICO	CUBA	
	13:30			CHILE	BRASIL	
30-oct-23	09:00		09:00	ARGENTINA	PUERTO RICO	
	10:30		10:30	CHILE	DOMINICANA	
	10:30	BRA Vs COL				
	13:30	CUB Vs MEX				
	17:30	ARG Vs PUR				
	19:00		19:00	BRASIL	COLOMBIA	
	20:30		20:30	CUBA	MEXICO	
20:30	CHI Vs DOM					
31-oct-23	09:00		09:00	ARGENTINA	DOMINICANA	
	10:30		10:30	CHILE	PUERTO RICO	
	10:30	CUB Vs COL				
	13:30	BRA Vs MEX				
	17:30	ARG Vs DOM				
	19:00		19:00	CUBA	COLOMBIA	
	20:30		20:30	BRASIL	MEXICO	
20:30	CHILE Vs PUR					
01-nov-23	09:00		09:00	PUERTO RICO	DOMINICANA	
	10:30		10:30	CHILE	ARGENTINA	
	10:30	BRA Vs CUB				
	13:30	MEX Vs COL				
	17:30	PUR Vs DOM				
	19:00		19:00	BRASIL	CUBA	
	20:30		20:30	MEXICO	COLOMBIA	
20:30	CHI Vs ARG					

02-nov-23	09:00		09:00	4to.- GRUPO-A MEXICO	4to.- GRUPO-B DOMINICANA
	10:30		10:30	1er.-GRUPO-A BRASIL	1er.-GRUPO-B ARGENTINA
	10:30	2do GRUPO B CHI Vs 3er GRUPO A COL			
	13:30	2do GRUPO A CUB Vs 3er. GRUPO B PUR			
	19:00		19:00	2do. GRUPO-B CHILE	3er. GRUPO-A COLOMBIA
	20:30		20:30	2do. GRUPO-A CUBA	3er. GRUPO-B PUERTO RICO
03-nov-23	09:00		09:00	1er.-GRUPO-B ARGENTINA	GP 13 O 14
	10:30		10:30	1er.-GRUPO-A BRASIL	GP 14 O 13
	10:30	4to.- GRUPO-B DOM Vs P-JUEGO 13 O 14			
	13:30	4to.- GRUPO-A MEX Vs P-JUEGO 14 O 13			
	17:30	1er.-GRUPO-B ARG Vs G-JUEGO 13 O 14			
	19:00		19:00	4to.- GRUPO-B DOMINICANA	PP 13 O 14
	20:30		20:30	4to.- GRUPO-A MEXICO	PP 14 O 13
20:30	1er.-GRUPO-A BRA Vs G-JUEGO 14 O 13				
04-nov-23	09:00		09:00	PP 17	PP 18
	10:00	P- JUEGO 15 Vs P-JUEGO 16			
	10:30		10:30	GP 17	GP 18
	13:00	G-JUEGO 15 Vs G-JUEGO 16			
	17:00	P-JUEGO 17 Vs P-JUEGO 18			
	20:00	G-JUEGO 17 Vs G-JUEGO 18			





**MATCHES RESULTS**
**Pool A**

No	Date	Teams	Set	Result per set (points)					Total Points	Duration	Spectators
				1	2	3	4	5			
1	30-Oct-2023	BRA - COL	3-0	25-20	25-17	25-10			75-47	1:19	9314
2	30-Oct-2023	CUB - MEX	3-2	25-20	24-26	19-25	27-25	15-10	110-106	2:07	9314
5	31-Oct-2023	CUB - COL	3-0	25-22	25-23	25-23			75-68	1:24	8814
6	31-Oct-2023	BRA - MEX	3-0	25-13	25-15	25-20			75-48	1:13	8814
9	01-Nov-2023	BRA - CUB	3-2	25-23	25-16	18-25	25-27	18-16	111-107	2:11	10000
10	01-Nov-2023	MEX - COL	0-3	23-25	23-25	19-25			65-75	1:28	6000

**Pool B**

No	Date	Teams	Set	Result per set (points)					Total Points	Duration	Spectators
				1	2	3	4	5			
3	30-Oct-2023	ARG - PUR	3-0	25-23	26-24	25-15			76-62	1:20	9752
4	30-Oct-2023	CHI - DOM	3-1	25-20	21-25	25-22	25-21		96-88	1:57	9752
7	31-Oct-2023	ARG - DOM	3-1	20-25	30-28	25-17	25-20		100-90	1:55	10000
8	31-Oct-2023	CHI - PUR	3-1	26-28	25-18	25-21	25-23		101-90	2:00	10000
11	01-Nov-2023	PUR - DOM	3-1	25-23	18-25	25-19	25-20		93-87	1:57	9100
12	01-Nov-2023	CHI - ARG	0-3	15-25	20-25	21-25			56-75		10000

**TEAM RANKING**
**Pool A**

Rk	Code	Team	Matches				Pts	Results details						Sets			Points		
			W	L	T			3-0	3-1	3-2	2-3	1-3	0-3	W	L	Ratio	W	L	Ratio
1	BRA	Brazil	3	0	3	13	2	0	1	0	0	0	9	2	4.500	261	202	1.292	
2	CUB	Cuba	2	1	3	10	1	0	1	1	0	0	8	5	1.600	292	285	1.024	
3	COL	Colombia	1	2	3	5	1	0	0	0	0	2	3	0.500	190	215	0.883		
4	MEX	Mexico	0	3	3	2	0	0	0	1	0	2	2	9	0.222	219	260	0.842	

**Pool B**

Rk	Code	Team	Matches				Pts	Results details						Sets			Points		
			W	L	T			3-0	3-1	3-2	2-3	1-3	0-3	W	L	Ratio	W	L	Ratio
1	ARG	Argentina	3	0	3	14	2	1	0	0	0	0	9	1	9.000	251	208	1.206	
2	CHI	Chile	2	1	3	8	0	2	0	0	0	1	6	5	1.200	253	253	1.000	
3	PUR	Puerto Rico	1	2	3	5	0	1	0	0	1	1	4	7	0.571	245	264	0.928	
4	DOM	Dominican Republic	0	3	3	3	0	0	0	0	3	0	3	9	0.333	265	289	0.916	



**Match:** 9    **Date:** 01/11/2023    **Spectators:** 10,000  
**City:** Santiago de Chile  
**Hall:** Arena Parque O'Higgins  
**Match duration:** **Start:** 10:30    **End:** 12:41    **Total:** 2:11

Teams	Sets	1	2	3	4	5	Total
<b>BRA</b>	<b>3</b>	25	25	18	25	18	111
<b>CUB</b>	<b>2</b>	23	16	25	27	16	107
<b>Duration:</b>		0:24	0:20	0:24	0:30	0:21	1:59

**Referees:** 1st: Luis Gerardo Macias (MEX) 2nd: Juan F. Rivera (PUR)

BRA - Brazil													
No	Name	Pos.	Line-up					Points by set					T.
			1	2	3	4	5	1	2	3	4	5	
3	Judson	MB	2	2	2	4	1	3	3	2	1	3	12
4	Otávio (C)	MB	5	5	5	1	4	1	1	2	1	5	
5	Matheus G.	S	6	6	6	2	5					1	
6	Adriano	OH	1	1	1	3	6	5	3	1	1	2	
7	Thiery	MB											
8	Honorato	OH	4	4	4	6	3	3	4	3	2	1	
11	Thiago	S	18	18	18	18							
14	Maicon	OH					8						
15	Maique (L)	L	L	L	L	L							
18	Darlan	OP	3	3	3	5	2	5	6	3	8	7	
19	Roque	OP	5	5	5	5	5				2	2	
20	L. Bergmann	OH					6						

**Coach:** Giuliano Ribas  
**Assistant:** Tabach Ricardo

CUB - Cuba													
No	Name	Pos.	Line-up					Points by set					T.
			1	2	3	4	5	1	2	3	4	5	
1	Masso	MB	3	3	6	5	5	5	3	3	2	2	15
5	Iglesias	S	17			1	1						
6	Marti	OH											
7	Garcia (L)	L	L	L	L	L							
9	Gonzalez	OP	1	1	4	3	3	2	3	6	6	1	
10	Gutierrez	OP	2	2	5	4	4	3	2	2	3	10	
11	Taboada	S	4	4	1	6	6					1	
14	Goide	S										3	
17	Contreras	MB	6	6	3	2	2	3	2	2		7	
18	Lopez (C)	OH	5	5	2	1	1	3	4	7	5	4	
24	Gorguet	OH		10		10							
25	Chirino	S	1	1	1	17	17						

**Coach:** Jesus Angel Cruz Lopez  
**Assistant:** Muñoz Perez Yosvany

### TEAMS AND PLAYERS PERFORMANCES

Won Points	Total Atts	No	Name
<b>59</b>	<b>108</b>	<b>Total Team</b>	
27	43	18	Darlan
10	28	6	Adriano
8	14	3	Judson
<b>10</b>	<b>62</b>	<b>Total Team</b>	
3	15	3	Judson
2	17	4	Otávio
2	10	6	Adriano
<b>5</b>	<b>110</b>	<b>Total Team</b>	
3	21	8	Honorato
1	23	3	Judson
1	15	18	Darlan
<b>37</b>		<b>Total Team</b>	
<b>111</b>	<b>280</b>	<b>Total Team</b>	

Scoring Skills
<b>Attack</b>
<b>Block</b>
<b>Serve</b>
<b>Opp. error</b>
<b>Total</b>
<b>Best scorers</b>

Won Points	Total Atts	No	Name
<b>60</b>	<b>116</b>	<b>Total Team</b>	
19	35	18	Lopez
16	33	9	Gonzalez
10	14	1	Masso
<b>11</b>	<b>56</b>	<b>Total Team</b>	
4	12	1	Masso
2	12	9	Gonzalez
2	2	11	Taboada
<b>6</b>	<b>108</b>	<b>Total Team</b>	
2	25	10	Gutierrez
2	17	18	Lopez
1	11	1	Masso
<b>30</b>		<b>Total Team</b>	
<b>107</b>	<b>280</b>	<b>Total Team</b>	

■ Starting line-up with position    Atts = Attempts    (C) = Captain    MB = Middle blocker    S = Setter  
 □ Substitute with shirt number    Opp. = Opponent    (L) / L = Libero    OP = Opposite    OH = Outside Hitter

**Match:** 10    **Date:** 01/11/2023    **Spectators:** 6,000  
**City:** Santiago de Chile  
**Hall:** Arena Parque O'Higgins  
**Match duration:** **Start:** 13:30    **End:** 14:58    **Total:** 1:28

Teams	Sets	1	2	3	4	5	Total
<b>MEX</b>	<b>0</b>	23	23	19			65
<b>COL</b>	<b>3</b>	25	25	25			75
<b>Duration:</b>		0:26	0:27	0:25			1:18

**Referees:** 1st: Jose Beltre Dias (DOM) 2nd: Ricardo Borroto Iglesias (CUB)

MEX - Mexico														
No	Name	Pos.	Line-up					Points by set					T.	
			1	2	3	4	5	1	2	3	4	5		
2	Hernandez	OH		6	1						1	2		3
3	Bravo (C) (L)	L	L	L	L									
5	Parra	MB	2	2	2		3	2	1				6	
6	Lopez	OH	1	1	12		2	3					5	
8	Mendoza	S												
9	Rodriguez	MB	5	5	5		1	7	2				10	
11	Lopez B.	MB			5									
12	Fuentes	OH	4	4	4		3	2	4				9	
18	Sanay	OH	6		2									
19	Baca	OP	3	3	3		7	1	5				13	
22	Dominguez	OP												
96	Garcia	S	6	6	6			2					2	

**Coach:** AZAIR LOPEZ JORGE MIGUEL  
**Assistant:** Mendoza Ramos Roberto

COL - Colombia														
No	Name	Pos.	Line-up					Points by set					T.	
			1	2	3	4	5	1	2	3	4	5		
1	Ramos R (L)	L	L	L	L									
3	Estupiñan	MB												
5	Ruiz	OH												
7	Piza	OH	2	3	2					3	4	3	10	
8	Mejia L (C)	MB	3	4	3					2	3	3	8	
9	Caicedo	OH	5	6	5					2	2	2	6	
10	Irrahondo	OP	1	2	1					7	4	13	24	
12	Medina	OH		8	8									
13	Jc Ambuila	S	4	5	4						1		1	
18	Cuello	OP												
19	Mesa	S		9										
23	Apoza D.	MB	6	1	6					4	4	1	9	

**Coach:** Jorge Augusto Schmidt  
**Assistant:** Osorio Arboleda Carlos Felipe

### TEAMS AND PLAYERS PERFORMANCES

Won Points	Total Atts	No	Name
<b>39</b>	<b>78</b>	<b>Total Team</b>	
12	23	19	Baca
8	20	12	Fuentes
7	9	9	Rodriguez
<b>6</b>	<b>32</b>	<b>Total Team</b>	
3	11	9	Rodriguez
1	5	5	Parra
1	5	6	Lopez
<b>3</b>	<b>66</b>	<b>Total Team</b>	
2	12	96	Garcia
1	11	19	Baca
0	4	2	Hernandez
<b>17</b>		<b>Total Team</b>	
<b>65</b>	<b>176</b>	<b>Total Team</b>	
13	36	19	Baca
10	30	9	Rodriguez
9	34	12	Fuentes

Scoring Skills
<b>Attack</b>
<b>Block</b>
<b>Serve</b>
<b>Opp. error</b>
<b>Total</b>
<b>Best scorers</b>

Won Points	Total Atts	No	Name
<b>46</b>	<b>81</b>	<b>Total Team</b>	
21	31	10	Irrahondo
10	19	7	Piza
5	11	8	Mejia L
<b>9</b>	<b>39</b>	<b>Total Team</b>	
3	12	8	Mejia L
3	13	23	Apoza D.
2	5	9	Caicedo
<b>3</b>	<b>74</b>	<b>Total Team</b>	
2	17	10	Irrahondo
1	10	23	Apoza D.
0	0	1	Ramos R
<b>17</b>		<b>Total Team</b>	
<b>75</b>	<b>194</b>	<b>Total Team</b>	
24	52	10	Irrahondo
10	32	7	Piza
9	31	23	Apoza D.

■ Starting line-up with position    Atts = Attempts    (C) = Captain    MB = Middle blocker    S = Setter  
 □ Substitute with shirt number    Opp. = Opponent    (L) / L = Libero    OP = Opposite    OH = Outside Hitter



**Match:** 11    **Date:** 01/11/2023    **Spectators:** 9,100  
**City:** Santiago de Chile  
**Hall:** Arena Parque O'Higgins  
**Match duration:** **Start:** 17:30    **End:** 19:25    **Total:** 1:55

Teams	Sets	1	2	3	4	5	Total
<b>PUR</b>	<b>3</b>	25	18	25	25		93
<b>DOM</b>	<b>1</b>	23	25	19	20		87
<b>Duration:</b>		0:27	0:26	0:26	0:25		1:44

**Referees:** 1st: Pedro Fabian Concia (ARG) 2nd: Jose Alejandro Muñoz Hernandez (CHI)

PUR - Puerto Rico														
No	Name	Pos.	Line-up					Points by set					T.	
			1	2	3	4	5	1	2	3	4	5		
1	Garcia	S	17	17	17	17								
3	Hoyos	OH	1	1	15		3						3	
4	Cabrera (L)	L	L	L	L	L								
6	Rodriguez	S	3	3	3	2	2	3	1				6	
13	Torres	OP												
14	Vargas (C)	OH	4	4	4	3	5	4	4	1			14	
15	Rodriguez	MB	2	2	2	1	3	2	2	4			11	
16	Ellis	OP	6	6	6	5	5	6	5	4			20	
17	Alomar	MB	5	5	5	4	3	1	1				5	
19	Lopez	OH	15	3	1	6	2	2	7				11	
21	Figueroa	MB												
25	Feliciano	OH												

**Coach:** Oswald Antonetti Cameron  
**Assistant:** Torres Rosario Alberto Jamille

DOM - Dominican Republic														
No	Name	Pos.	Line-up					Points by set					T.	
			1	2	3	4	5	1	2	3	4	5		
1	Tapia (C)	OP	4	4	4	4	8	3	3	6				20
4	Hernandez	OH	5	5	5	5	1	3	1	5				10
5	Mieses (L)	L	L	L	L	L								
6	Figueroa	OP												
7	J.J.	S												
8	Lopez	OH												
10	Toribio	OH												
12	Arredondo	S	1	1	1	1	1	3	1				5	
13	Burgos	MB	3	3	3	3	1	1	1	1			4	
15	Rosario	MB	6	6	6	6			2				2	
18	Ortiz	MB												
19	Cruz	OH	2	2	2	2	7	6	4	5			22	

**Coach:** Jose Gutierrez Sanchez  
**Assistant:** Mañon Torres José Dante Aristides

### TEAMS AND PLAYERS PERFORMANCES

Won Points	Total Atts	No	Name
<b>60</b>	<b>114</b>	<b>Total Team</b>	
19	38	16	Ellis
12	26	14	Vargas
11	14	19	Lopez
<b>5</b>	<b>33</b>	<b>Total Team</b>	
2	9	15	Rodriguez
2	6	17	Alomar
1	5	6	Rodriguez
<b>5</b>	<b>92</b>	<b>Total Team</b>	
2	13	6	Rodriguez
2	15	14	Vargas
1	22	16	Ellis
<b>23</b>		<b>Total Team</b>	
<b>93</b>	<b>239</b>	<b>Total Team</b>	

Scoring Skills
<b>Attack</b>
<b>Block</b>
<b>Serve</b>
<b>Opp. error</b>
<b>Total</b>
<b>Best scorers</b>

Won Points	Total Atts	No	Name
<b>48</b>	<b>106</b>	<b>Total Team</b>	
17	35	1	Tapia
16	36	19	Cruz
10	23	4	Hernandez
<b>11</b>	<b>47</b>	<b>Total Team</b>	
4	9	19	Cruz
2	5	1	Tapia
2	7	12	Arredondo
<b>4</b>	<b>88</b>	<b>Total Team</b>	
2	17	19	Cruz
1	13	1	Tapia
1	13	13	Burgos
<b>24</b>		<b>Total Team</b>	
<b>87</b>	<b>241</b>	<b>Total Team</b>	
22	62	19	Cruz
20	53	1	Tapia
10	45	4	Hernandez

■ Starting line-up with position    Atts = Attempts    (C) = Captain    MB = Middle blocker    S = Setter  
 □ Substitute with shirt number    Opp. = Opponent    (L) / L = Libero    OP = Opposite    OH = Outside Hitter









## Best Scorers

Rk	No	Name	Pos.	Team	Attack	Block	Serve	Total
1	5	Parraguire Vicente	OH	CHI	63	6	5	74
2	18	Ferreira Souza Darlan	OP	BRA	50	3	9	62
3	19	Cruz Cepin Hector Alexis	OH	DOM	52	6	3	61
4	18	Lopez Castro Miguel Angel	OH	CUB	45	7	8	60
5	10	Larrahondo Gustavo	OP	COL	38	3	4	45
6	14	Vargas Pelegrin	OH	PUR	37	2	2	41
	16	Ellis Carballo Jamal	OP	PUR	37	3	1	41
8	12	Lima Bruno	OP	ARG	38	2	0	40
9	7	Conte Facundo	OH	ARG	31	5	3	39
10	4	Hernandez Wilfrido	OH	DOM	35	0	2	37
	12	Fuentes Rascon Mauro Isaac	OH	MEX	33	3	1	37
	19	Hernandez Baca Luis David	OP	MEX	34	1	2	37
13	10	Zelayeta Mauro	OH	ARG	34	1	1	36
	10	Gutierrez Suarez Miguel David	OP	CUB	31	2	3	36
	1	Tapia Santana Henry Omar	OP	DOM	32	3	1	36
16	9	Bonacic Dusan	OH	CHI	31	2	2	35
17	9	Gonzalez Rodriguez Alejandro Miguel	OP	CUB	29	3	2	34
18	3	Nunes da Cunha Jr Judson Amabel	MB	BRA	22	7	2	31
	1	Masso Alvarez Jose Israel	MB	CUB	21	9	1	31
20	18	Maciel Gustavo	MB	ARG	20	7	2	29
	6	Fernandes P.X.Cavalcante Adriano	OH	BRA	24	2	3	29
22	8	Honorato Henrique Dantas Nóbrega	OH	BRA	21	3	4	28
23	7	Piza Hernandez Andres Felipe	OH	COL	23	2	2	27
24	9	Tellez Rodriguez Axel Manuel	MB	MEX	16	6	3	25
25	17	Contreras Acosta Jakdiel	MB	CUB	18	5	1	24
26	3	Hoyos Omar	OH	PUR	22	0	0	22
27	4	Rodrigues Pinto Otávio Henrique	MB	BRA	9	8	4	21
	8	Mejia Leandro	MB	COL	14	7	0	21
	15	Rodriguez Jonathan	MB	PUR	16	4	1	21
30	6	Gago Murtagh Tomas	MB	CHI	16	3	0	19
31	11	Jadue Matias	OH	CHI	14	1	1	16
	23	Aponza Carabali Daniel	MB	COL	11	4	1	16
	15	Rosario Adames Luther Hadasher	MB	DOM	8	5	3	16
34	19	Lopez Kevin	OH	PUR	15	0	0	15
35	3	Araya Gabriel	MB	CHI	7	5	2	14
	6	Gonzalez Marti Yusniel	OH	CUB	9	5	0	14
37	17	Alomar Ismael	MB	PUR	10	3	0	13
38	6	Rodriguez Kevin Joel	S	PUR	6	3	3	12
39	5	Parra Valenzuela Victor Manuel	MB	MEX	7	4	0	11
40	20	Soria Sergio	MB	ARG	7	2	1	10
	25	Balague Manuel	OP	ARG	6	1	3	10
	9	Caicedo Jharold	OH	COL	7	3	0	10
	8	Lopez Capellan Henry Antonio	OH	DOM	8	1	1	10
	2	Hernández Cabrera Jorge Ariel	OH	MEX	8	1	1	10
45	13	Burgos-Guntin Rafael Antonio	MB	DOM	3	4	1	8
46	5	Gonçalves Matheus Silva	S	BRA	2	2	3	7
	12	Arredondo Severino Francisco Argelis	S	DOM	3	3	1	7
	18	Ortiz Valdez Moises Alexander	MB	DOM	0	6	1	7
	6	Lopez Rios Josue De Jesus	OH	MEX	6	1	0	7
50	19	Gallardo Agustin	MB	ARG	4	2	0	6
<b>Total tournament</b>					1,065	178	103	1,346



## Best Attackers

Limit: 15.00%

Rk	No	Name	Pos.	Team	Attacks	Faults	Shots	Total Attempts	Succ. %
1	10	Zelayeta Mauro	OH	ARG	34	8	15	57	59.65
2	18	Ferreira Souza Darlan	OP	BRA	50	15	22	87	57.47
3	12	Lima Bruno	OP	ARG	38	8	24	70	54.29
4	5	Parraguire Vicente	OH	CHI	63	22	35	120	52.50
5	9	Gonzalez Rodriguez Alejandro Miguel	OP	CUB	29	17	10	56	51.79
6	1	Tapia Santana Henry Omar	OP	DOM	32	11	21	64	50.00
	14	Vargas Pelegrin	OH	PUR	37	9	28	74	50.00
8	18	Lopez Castro Miguel Angel	OH	CUB	45	17	31	93	48.39
9	10	Larrahondo Gustavo	OP	COL	38	14	27	79	48.10
10	19	Cruz Cepin Hector Alexis	OH	DOM	52	16	44	112	46.43
<b>Total tournament</b>					1,065	391	809	2,265	47.02



## Best Blockers

Rk	No	Name	Pos.	Team	Kill Blocks	Faults	Rebounds	Total Attempts	Avg. by set
1	8	Mejia Leandro	MB	COL	7	13	7	27	0.78
2	4	Rodrigues Pinto Otávio Henrique	MB	BRA	8	16	12	36	0.73
3	18	Maciel Gustavo	MB	ARG	7	17	13	37	0.70
4	1	Masso Alvarez Jose Israel	MB	CUB	9	18	19	46	0.69
5	3	Nunes da Cunha Jr Judson Amabel	MB	BRA	7	12	14	33	0.64
6	5	Parraguire Vicente	OH	CHI	6	6	3	15	0.55
	9	Tellez Rodriguez Axel Manuel	MB	MEX	6	16	13	35	0.55
8	18	Lopez Castro Miguel Angel	OH	CUB	7	6	4	17	0.54
9	7	Conte Facundo	OH	ARG	5	4	3	12	0.50
	18	Ortiz Valdez Moises Alexander	MB	DOM	6	2	4	12	0.50
<b>Total tournament</b>					178	441	310	929	2.02



## Best Servers

Rk	No	Name	Pos.	Team	Aces	Faults	Serve Hits	Total Attempts	Avg. by set
1	18	Ferreira Souza Darlan	OP	BRA	9	12	21	42	0.82
2	18	Lopez Castro Miguel Angel	OH	CUB	8	12	33	53	0.62
3	5	Parraguire Vicente	OH	CHI	5	20	18	43	0.45
4	10	Larrahondo Gustavo	OP	COL	4	13	19	36	0.44
5	4	Rodrigues Pinto Otávio Henrique	MB	BRA	4	8	27	39	0.36
	8	Honorato Henrique Dantas Nóbrega	OH	BRA	4	7	34	45	0.36
7	7	Conte Facundo	OH	ARG	3	5	26	34	0.30
	25	Balague Manuel	OP	ARG	3	4	2	9	0.30
9	5	Gonçalves Matheus Silva	S	BRA	3	8	32	43	0.27
	6	Fernandes P.X.Cavalcante Adriano	OH	BRA	3	4	33	40	0.27
<b>Total tournament</b>					103	371	1,502	1,976	1.17





## Best Diggers

Rk	No	Name	Pos.	Team	Digs	Faults	Receptions	Total Attempts	Avg. by set
1	3	Bravo Moreno Hiram Said	L	MEX	43	7	7	57	3.91
2	5	Mieses Feliz Enger Miguel	L	DOM	46	16	1	63	3.83
3	4	Cabrera Rivera Arnel	L	PUR	41	9	3	53	3.73
4	7	Garcia Alvarez Yonder Roman	L	CUB	44	13	1	58	3.38
5	17	Bravo Jaime	L	CHI	36	14	2	52	3.27
6	1	Ramos Lemos Roosvuel Riol	L	COL	29	12	1	42	3.22
7	15	Nascimento Maique Reis	L	BRA	32	10	3	45	2.91
8	5	Scarpa Tobias	L	ARG	27	11	6	44	2.70
9	9	Bonacic Dusan	OH	CHI	25	5	4	34	2.27
10	18	Lopez Castro Miguel Angel	OH	CUB	27	1	5	33	2.08
<b>Total tournament</b>					871	325	124	1,320	9.90



## Best Setters

Rk	No	Name	Pos.	Team	Running Sets	Faults	Still Sets	Total Attempts	Avg. by set
1	11	Taboada Diaz Lyvan	S	CUB	54	1	223	278	4.15
2	8	González Demián Javier	S	ARG	38	0	158	196	3.80
3	5	Gonçalves Matheus Silva	S	BRA	29	1	157	187	2.64
4	13	Ambuila Juan Camilo	S	COL	11	1	177	189	1.22
5	6	Rodriguez Kevin Joel	S	PUR	13	3	186	202	1.18
6	96	Garcia Resendiz Miguel Angel	S	MEX	10	2	220	232	0.91
7	8	Albornoz Sebastian	S	CHI	9	1	229	239	0.82
8	1	Garcia Howard	S	PUR	7	1	45	53	0.64
9	12	Arredondo Severino Francisco Argelis	S	DOM	6	2	273	281	0.50
10	1	Villarreal Soltau Esteban	S	CHI	5	0	30	35	0.45
<b>Total tournament</b>					189	27	2,050	2,266	2.15



## Best Receivers

Limit: 20.00%

Rk	No	Name	Pos.	Team	Excellents	Faults	Serve Receptions	Total Attempts	Eff. %
1	9	Bonacic Dusan	OH	CHI	57	0	22	79	72.15
2	5	Mieses Feliz Enger Miguel	L	DOM	54	3	14	71	71.83
3	15	Nascimento Maique Reis	L	BRA	31	1	12	44	68.18
4	7	Conte Facundo	OH	ARG	47	4	13	64	67.19
5	10	Zelayeta Mauro	OH	ARG	33	1	14	48	66.67
6	5	Parraguirre Vicente	OH	CHI	38	2	15	55	65.45
7	4	Hernandez Wilfrido	OH	DOM	51	7	17	75	58.67
8	4	Cabrera Rivera Arnel	L	PUR	38	3	20	61	57.38
9	8	Honorato Henrique Dantas Nóbrega	OH	BRA	29	2	17	48	56.25
10	5	Scarpa Tobias	L	ARG	31	3	17	51	54.90
<b>Total tournament</b>					909	103	592	1,604	50.25



## Best Liberos

Rk	No	Name	Pos.	Team	Excellents	Faults	In Play	Total Attempts	Avg. by set
1	5	Mieses Feliz Enger Miguel	L	DOM	100	19	15	134	8.33
2	3	Bravo Moreno Hiram Said	L	MEX	79	11	35	125	7.18
	4	Cabrera Rivera Arnel	L	PUR	79	12	23	114	7.18
4	17	Bravo Jaime	L	CHI	67	16	28	111	6.09
5	7	Garcia Alvarez Yonder Roman	L	CUB	76	21	16	113	5.85
6	5	Scarpa Tobias	L	ARG	58	14	23	95	5.80
7	15	Nascimento Maique Reis	L	BRA	63	11	15	89	5.73
8	1	Ramos Lemos Roosvuel Riol	L	COL	48	18	23	89	5.33
<b>Total tournament</b>					570	122	178	870	6.48





## Best Scorers

Rk	Team	Attack	Block	Serve	Total
1	CUB Cuba	155	34	17	206
2	BRA Brazil	132	25	25	182
	DOM Dominican Republic	141	28	13	182
4	CHI Chile	146	19	10	175
5	ARG Argentina	142	20	12	174
6	PUR Puerto Rico	145	15	7	167
7	MEX Mexico	108	17	10	135
8	COL Colombia	96	20	9	125
<b>Total tournament</b>		<b>1,065</b>	<b>178</b>	<b>103</b>	<b>1,346</b>



## Best Attackers

Limit: 15.00%

Rk	Team	Attacks	Faults	Shots	Total Attempts	Succ. %
1	ARG Argentina	142	27	91	260	54.62
2	BRA Brazil	132	37	73	242	54.55
3	CUB Cuba	155	61	99	315	49.21
4	PUR Puerto Rico	145	54	104	303	47.85
5	CHI Chile	146	59	108	313	46.65
6	DOM Dominican Republic	141	53	137	331	42.60
7	COL Colombia	96	42	89	227	42.29
8	MEX Mexico	108	58	108	274	39.42
<b>Total tournament</b>		<b>1,065</b>	<b>391</b>	<b>809</b>	<b>2,265</b>	<b>47.02</b>



## Best Blockers

Rk	Team	Kill Blocks	Faults	Rebounds	Total Attempts	Avg. by set
1	CUB Cuba	34	62	56	152	2.62
2	DOM Dominican Republic	28	61	32	121	2.33
3	BRA Brazil	25	50	44	119	2.27
4	COL Colombia	20	49	24	93	2.22
5	ARG Argentina	20	58	37	115	2.00
6	CHI Chile	19	53	40	112	1.73
7	MEX Mexico	17	52	36	105	1.55
8	PUR Puerto Rico	15	56	41	112	1.36
<b>Total tournament</b>		<b>178</b>	<b>441</b>	<b>310</b>	<b>929</b>	<b>2.02</b>



## Best Servers

Rk	Team	Aces	Faults	Serve Hits	Total Attempts	Avg. by set
1	BRA Brazil	25	44	187	256	2.27
2	CUB Cuba	17	72	201	290	1.31
3	ARG Argentina	12	47	187	246	1.20
4	DOM Dominican Republic	13	42	213	268	1.08
5	COL Colombia	9	40	144	193	1.00
6	CHI Chile	10	48	195	253	0.91
	MEX Mexico	10	40	173	223	0.91
8	PUR Puerto Rico	7	38	202	247	0.64
<b>Total tournament</b>		103	371	1,502	1,976	1.17



## Best Diggers

Rk	Team	Digs	Faults	Receptions	Total Attempts	Avg. by set
1	CHI Chile	118	47	17	182	10.73
2	DOM Dominican Republic	126	60	15	201	10.50
3	ARG Argentina	102	39	16	157	10.20
4	PUR Puerto Rico	110	51	11	172	10.00
5	COL Colombia	87	26	8	121	9.67
6	CUB Cuba	124	32	14	170	9.54
7	MEX Mexico	103	38	26	167	9.36
8	BRA Brazil	101	32	17	150	9.18
<b>Total tournament</b>		871	325	124	1,320	9.90



## Best Setters

Rk	Team	Running Sets	Faults	Still Sets	Total Attempts	Avg. by set
1	CUB Cuba	54	3	266	323	4.15
2	ARG Argentina	41	1	214	256	4.10
3	BRA Brazil	31	5	209	245	2.82
4	PUR Puerto Rico	20	8	270	298	1.82
5	CHI Chile	14	2	290	306	1.27
6	COL Colombia	11	1	212	224	1.22
7	MEX Mexico	12	2	265	279	1.09
8	DOM Dominican Republic	6	5	324	335	0.50
<b>Total tournament</b>		189	27	2,050	2,266	2.15





## Best Receivers

Limit: 20.00%

Rk	Team	Excellents	Faults	Serve Receptions	Total Attempts	Eff. %
1	ARG Argentina	115	9	50	174	60.92
2	CHI Chile	134	6	71	211	60.66
3	DOM Dominican Republic	155	15	67	237	59.07
4	BRA Brazil	93	9	58	160	52.50
5	PUR Puerto Rico	122	12	82	216	50.93
6	CUB Cuba	115	15	100	230	43.48
7	MEX Mexico	99	15	89	203	41.38
8	COL Colombia	76	22	75	173	31.21
<b>Total tournament</b>		909	103	592	1,604	50.25



## Best Liberos

Rk	Team	Excellents	Faults	In Play	Total Attempts	Avg. by set
1	DOM Dominican Republic	100	19	15	134	8.33
2	MEX Mexico	79	11	35	125	7.18
	PUR Puerto Rico	79	12	23	114	7.18
4	CHI Chile	67	16	28	111	6.09
5	CUB Cuba	76	21	16	113	5.85
6	ARG Argentina	58	14	23	95	5.80
7	BRA Brazil	63	11	15	89	5.73
8	COL Colombia	48	18	23	89	5.33
<b>Total tournament</b>		570	122	178	870	6.48

# VOLLEYBALL

## MEN'S



# Santiago

# 2023

Juegos  
PanAm | ParapanAm

# Bulletin No 5

Thursday, November 2<sup>nd</sup> 2023



## Competition Format

### 9.1 Classification, Quarterfinal and Semifinal Rounds

For the Classification, Quarterfinal, and Semifinal Rounds, according to the FIVB General Competition Regulations, it must be avoided that teams from the same group play each other as established in the competition format.

9.2 According to the established competition format and the FIVB General Regulations, for the Classification, Quarterfinal, and Semifinal Rounds, if three teams from the same group qualify, the match between the highest ranked team and the lowest ranked team of their Preliminary Round will be repeated.

### 9.3 Round Robin Ranking

To establish the ranking of teams after Preliminary Round, the ranking of the teams will be determined as follows:

1. By the results of matches won and lost.
2. In case of equality in the number of matches won and lost, among two or more teams of the same group, the final ranking of the teams will be determined by the number of points gained among teams of the same group during the Preliminary Round.
3. The following points will be awarded to each team per match, according to the number of sets won/lost:

Match won 3-0 = 5 points

Match lost 0-3 = 0 point

Match won 3-1 = 4 points

Match lost 1-3 = 1 points

Match won 3-2 = 3 points

Match lost 2-3 = 2 points

Match forfeited = 0 points (0-25, 0-25, 0-25)

### 9.4 Tie Breaking Procedure

In case of equality in the number of points gained by two or more teams, the tie will be broken by the points ratio with the following criteria, in order of importance:

- A) **Point Quotient:** In case of equality in the number of points gained by two or several teams they will be classified in descending order by the quotient resulting from the division of all points scored by the total of points lost.
- B) **Set Quotient:** If the tie persists as per the points quotient the teams will be classified in descending order by the quotient resulting from the division of the number of all sets won by the number of all sets lost.
- C) **If the tie continues as per the set quotient between two teams,** the priority will be given to the team which won the last match between them.
- D) **When the tie is between three or more teams** a new classification of these teams will be made taking into consideration only the matches in which they were opposed to each other.



**Calendario y Formato de Competencia Rama Masculina / Competition Format and Match Schedule Men Comp.**

GROUP-A													
No.	Date	Time	Teams			Set	1	2	3	4	5	Total	Time
1	30-oct	10:30	BRA	vs	COL	3-0	25-20	25-17	25-10				01:19
2	30-oct	13:30	CUB	vs	MEX	3-2	25-20	24-26	19-25	27-25	15-10	110-106	02:07
5	31-oct	10:30	CUB	vs	COL	3-0	25-22	25-23	25-23			75-68	01:24
6	31-oct	13:30	BRA	vs	MEX	3-0	25-13	25-15	25-20			75-48	01:13
9	01-nov	10:30	BRA	vs	CUB	3-2	25-23	25-16	18-25	25-26	18-16	111-107	01:59
10	01-nov	13:30	MEX	vs	COL	0-3	23-25	23-25	19-25			75-65	01:18
GROUP-B													
No.	Date	Time	Teams			Set	1	2	3	4	5	Total	Time
3	30-oct	17:30	ARG	vs	PUR	3-0	25-23	26-24	25-15			76-62	01:20
4	30-oct	20:30	CHI	vs	DOM	3-1	25-20	21-25	25-22	25-21		96-88	01:57
7	31-oct	17:30	ARG	vs	DOM	3-1	20-25	30-28	25-17	25-20		100-90	01:55
8	31-oct	20:30	CHI	vs	PUR	3-1	26-28	25-18	25-21	25-23		101-90	02:00
11	01-nov	17:30	PUR	vs	DOM	3-1	25-23	18-25	25-19	25-20		93-87	01:44
12	01-nov	20:30	CHI	vs	ARG	0-0	15-25	20-25	21-25			56-75	01:10
QUATERFINALS													
No.	Date	Time	Teams			Set	1	2	3	4	5	Total	Time
13	02-nov	10:30	2ND B CHI	vs	3RD A COL	1-3	20-25	25-21	19-25	23-25		87-96	01:52
14	02-nov	13:30	2ND A CUB	vs	3RD B PUR	3-2	25-16	25-21	13-25	22-25	15-11	100-98	1:45
CLASSIFICATION 5/8													
No.	Date	Time	Teams			Set	1	2	3	4	5	Total	Time
15	03-nov	10:30	4TH B DOM	vs	LOOSER OF M13 OR (M14) CHI	0-0							
16	03-nov	13:30	4TH A MEX	vs	LOOSER OF M14 OR (M13) PUR								
SEMIFINALS													
No.	Date	Time	Teams			Set	1	2	3	4	5	Total	Time
17	03-nov	17:30	1st. B ARG	vs	WINNER OF M14 CUB	0-0							
18	03-nov	20:30	1st. A BRA	vs	WINNER OF M13 COL	0-0							
FINAL CLASSIFICATION 7/8													
No.	Date	Time	Teams			Set	1	2	3	4	5	Total	Time
19	04-nov	10:00	LOOSER OF M15	vs	LOOSER OF M16	0-0							
FINAL CLASSIFICATION 5/6													
No.	Date	Time	Teams			Set	1	2	3	4	5	Total	Time
20	04-nov	13:00	WINNER OF M15	vs	WINNER OF M16	0-0							
FINALS													
No.	Date	Time	Teams			Set	1	2	3	4	5	Total	Time
21	04-nov	17:00	LOSER OF M17	vs	LOSER OF M18	0-0							
22	04-nov	20:00	WINNER OF M17	vs	WINNER OF M18	0-0							



# Santiago 2023

Juegos PanAm | ParapanAm

Santiago de Chile • Oct. 30-Nov. 04



## Union Panamericana Voleibol

Día / Day	Hora / Time	Competition Venue - FOP	Hora / Time	Training Court 1 - Centro Elige vivir Sano Lo Espejo	Training Court 2 - Centro Elige vivir Sano San Ramón	
27-oct-23	09:00		09:00	DOMINICANA	CUBA	
	10:30		10:30	COLOMBIA	ARGENTINA	
	12:00		12:00	MEXICO	PUERTO RICO	
	13:30		13:30	BRASIL	CHILE	
28-oct-23	08:00	DOMINICANA				
	09:30	COLOMBIA				
	11:00	CUBA				
	12:30	ARGENTINA				
	14:00	MEXICO				
	15:30	PUERTO RICO				
	17:00	BRASIL				
	18:30	CHILE				
	20:00	PRACTICAL CLINIC				
						Preliminary Inquiry
					Time	
					Country	
					09:00	
					CUB	
					09:30	
					ARG	
					10:00	
					MEX	
					10:30	
					PUR	
					11:00	
					BRA	
					11:30	
					CHI	
					12:00	
					COL	
					12:30	
					DOM	
29-oct-23	09:00			DOMINICANA	MEXICO	
	10:30			COLOMBIA	ARGENTINA	
	12:00			PUERTO RICO	CUBA	
	13:30			CHILE	BRASIL	
30-oct-23	09:00		09:00	ARGENTINA	PUERTO RICO	
	10:30		10:30	CHILE	DOMINICANA	
	10:30	BRA Vs COL				
	13:30	CUB Vs MEX				
	17:30	ARG Vs PUR				
	19:00		19:00	BRASIL	COLOMBIA	
	20:30		20:30	CUBA	MEXICO	
20:30	CHI Vs DOM					
31-oct-23	09:00		09:00	ARGENTINA	DOMINICANA	
	10:30		10:30	CHILE	PUERTO RICO	
	10:30	CUB Vs COL				
	13:30	BRA Vs MEX				
	17:30	ARG Vs DOM				
	19:00		19:00	CUBA	COLOMBIA	
	20:30		20:30	BRASIL	MEXICO	
20:30	CHILE Vs PUR					
01-nov-23	09:00		09:00	PUERTO RICO	DOMINICANA	
	10:30		10:30	CHILE	ARGENTINA	
	10:30	BRA Vs CUB				
	13:30	MEX Vs COL				
	17:30	PUR Vs DOM				
	19:00		19:00	BRASIL	CUBA	
	20:30		20:30	MEXICO	COLOMBIA	
20:30	CHI Vs ARG					

02-nov-23	09:00		09:00	4to.- GRUPO-A MEXICO	4to.- GRUPO-B DOMINICANA
	10:30		10:30	1er.-GRUPO-A BRASIL	1er.-GRUPO-B ARGENTINA
	10:30	2do GRUPO B CHI Vs 3er GRUPO A COL			
	13:30	2do GRUPO A CUB Vs 3er. GRUPO B PUR			
	19:00		19:00	2do. GRUPO-B CHILE	3er. GRUPO-A COLOMBIA
	20:30		20:30	2do. GRUPO-A CUBA	3er. GRUPO-B PUERTO RICO
03-nov-23	09:00		09:00	1er.-GRUPO-B ARGENTINA	GP 13 O 14 CUBA
	10:30		10:30	1er.-GRUPO-A BRASIL	GP 14 O 13 COLOMBIA
	10:30	4to.- GRUPO-B DOM Vs P-JUEGO 13 CHI			
	13:30	4to.- GRUPO-A MEX Vs P-JUEGO 14 PUR			
	17:30	1er.-GRUPO-B ARG Vs G-JUEGO 13 O 14 CUB			
	19:00		19:00	4to.- GRUPO-B DOMINICANA	PP 13 CHILE
	20:30		20:30	4to.- GRUPO-A MEXICO	PP 14 PUERTO RICO
20:30	1er.-GRUPO-A BRA Vs G-JUEGO 14 O 13 COL				
04-nov-23	09:00		09:00	PP 17	PP 18
	10:00	P- JUEGO 15 Vs P-JUEGO 16			
	10:30		10:30	GP 17	GP 18
	13:00	G-JUEGO 15 Vs G-JUEGO 16			
	17:00	P-JUEGO 17 Vs P-JUEGO 18			
	20:00	G-JUEGO 17 Vs G-JUEGO 18			









**MATCHES RESULTS**
**Pool A**

No	Date	Teams	Set	Result per set (points)					Total Points	Duration	Spectators
				1	2	3	4	5			
1	30-Oct-2023	BRA - COL	3-0	25-20	25-17	25-10			75-47	1:19	9314
2	30-Oct-2023	CUB - MEX	3-2	25-20	24-26	19-25	27-25	15-10	110-106	2:07	9314
5	31-Oct-2023	CUB - COL	3-0	25-22	25-23	25-23			75-68	1:24	8814
6	31-Oct-2023	BRA - MEX	3-0	25-13	25-15	25-20			75-48	1:13	8814
9	01-Nov-2023	BRA - CUB	3-2	25-23	25-16	18-25	25-27	18-16	111-107	2:11	10000
10	01-Nov-2023	MEX - COL	0-3	23-25	23-25	19-25			65-75	1:28	6000

**Pool B**

No	Date	Teams	Set	Result per set (points)					Total Points	Duration	Spectators
				1	2	3	4	5			
3	30-Oct-2023	ARG - PUR	3-0	25-23	26-24	25-15			76-62	1:20	9752
4	30-Oct-2023	CHI - DOM	3-1	25-20	21-25	25-22	25-21		96-88	1:57	9752
7	31-Oct-2023	ARG - DOM	3-1	20-25	30-28	25-17	25-20		100-90	1:55	10000
8	31-Oct-2023	CHI - PUR	3-1	26-28	25-18	25-21	25-23		101-90	2:00	10000
11	01-Nov-2023	PUR - DOM	3-1	25-23	18-25	25-19	25-20		93-87	1:55	9100
12	01-Nov-2023	CHI - ARG	0-3	15-25	20-25	21-25			56-75	1:19	10000

**Quarterfinals**

No	Date	Teams	Set	Result per set (points)					Total Points	Duration	Spectators
				1	2	3	4	5			
13	02-Nov-2023	CHI - COL	1-3	20-25	25-21	19-25	23-25		87-96	2:04	9800
14	02-Nov-2023	CUB - PUR	3-2	25-16	25-21	13-25	22-25	15-11	100-98	2:00	4000

**TEAM RANKING**
**Pool A**

Rk	Code	Team	Matches			Pts	Results details						Sets			Points		
			W	L	T		3-0	3-1	3-2	2-3	1-3	0-3	W	L	Ratio	W	L	Ratio
1	BRA	Brazil	3	0	3	13	2	0	1	0	0	0	9	2	4.500	261	202	1.292
2	CUB	Cuba	2	1	3	10	1	0	1	1	0	0	8	5	1.600	292	285	1.024
3	COL	Colombia	1	2	3	5	1	0	0	0	0	2	3	0.500	190	215	0.883	
4	MEX	Mexico	0	3	3	2	0	0	0	1	0	2	2	9	0.222	219	260	0.842

**Pool B**

Rk	Code	Team	Matches				Pts	Results details						Sets			Points		
			W	L	T			3-0	3-1	3-2	2-3	1-3	0-3	W	L	Ratio	W	L	Ratio
1	ARG	Argentina	3	0	3	14	2	1	0	0	0	0	9	1	9.000	251	208	1.206	
2	CHI	Chile	2	1	3	8	0	2	0	0	0	1	6	5	1.200	253	253	1.000	
3	PUR	Puerto Rico	1	2	3	5	0	1	0	0	1	1	4	7	0.571	245	264	0.928	
4	DOM	Dominican Republic	0	3	3	3	0	0	0	0	3	0	3	9	0.333	265	289	0.916	





**Match:** 14    **Date:** 02/11/2023    **Spectators:** 4,000  
**City:** Santiago de Chile  
**Hall:** Arena Parque O'Higgins  
**Match duration:**    **Start:** 13:30    **End:** 15:27    **Total:** 1:57

Teams	Sets	1	2	3	4	5	Total
<b>CUB</b>	<b>3</b>	25	25	13	22	15	100
<b>PUR</b>	<b>2</b>	16	21	25	25	11	98
<b>Duration:</b>		0:20	0:24	0:21	0:25	0:15	1:45

**Referees:** 1st: Luis Gerardo Macias (MEX) 2nd: Misael Galindo Reytez (COL)

CUB - Cuba													
No	Name	Pos.	Line-up					Points by set					T.
			1	2	3	4	5	1	2	3	4	5	
1	Masso	MB	6	5	6	5	5	3	2	3	2	10	
5	Iglesias	S		17	1	17	1				1	1	
6	Marti	OH	10		18			1	1			2	
7	Garcia (L)	L	L	L	L	L	L						
9	Gonzalez	OP	4	3	4	3	3	5	4	2	2	15	
10	Gutierrez	OP	5	4	5	4	4	3	1	5	5	18	
11	Taboada	S	1	6	1	6	6	2	2		1	5	
14	Goide	S											
17	Contreras	MB	3	2	3	2	2		3	1	2	6	
18	Lopez (C)	OH	2	1	2	1	1	7	9	2	8	28	
24	Gorguet	OH											
25	Chirino	S	1	1	11	1	17						

**Coach:** Jesus Angel Cruz Lopez  
**Assistant:** Muñoz Perez Yosvany

PUR - Puerto Rico													
No	Name	Pos.	Line-up					Points by set					T.
			1	2	3	4	5	1	2	3	4	5	
1	Garcia	S											
3	Hoyos	OH	3	6	15	15	17	2	3			5	
4	Cabrera (L)	L	L	L	L	L	L						
6	Rodriguez	S	5	2	1	1	1		1	1		2	
13	Torres	OP											
14	Vargas (C)	OH	6	3	2	2	2	3	2	6	3	16	
15	Rodriguez	MB	4	1	6	6	6	1	2	1	4	8	
16	Ellis	OP	2	5	4	4	4	1	4	4	6	16	
17	Alomar	MB	1	4	3	3	3	2	3	1	1	8	
19	Lopez	OH		3	5	5	5		1	4	4	11	
21	Figueroa	MB											
25	Feliciano	OH											

**Coach:** Oswald Antonetti Cameron  
**Assistant:** Torres Rosario Alberto Jamille

**TEAMS AND PLAYERS PERFORMANCES**

Won Points	Total Atts	No	Name
<b>62</b>	<b>116</b>	<b>Total Team</b>	
23	38	18	Lopez
17	30	10	Gutierrez
12	23	9	Gonzalez
<b>14</b>	<b>50</b>	<b>Total Team</b>	
5	14	17	Contreras
3	5	9	Gonzalez
3	8	11	Taboada
<b>9</b>	<b>100</b>	<b>Total Team</b>	
4	23	18	Lopez
2	10	1	Masso
1	4	5	Iglesias
<b>15</b>		<b>Total Team</b>	
<b>100</b>	<b>266</b>	<b>Total Team</b>	

Scoring Skills
<b>Attack</b>
<b>Block</b>
<b>Serve</b>
<b>Opp. error</b>
<b>Total</b>
<b>Best scorers</b>

Won Points	Total Atts	No	Name
<b>52</b>	<b>106</b>	<b>Total Team</b>	
16	35	16	Ellis
13	34	14	Vargas
8	11	19	Lopez
<b>9</b>	<b>62</b>	<b>Total Team</b>	
4	16	17	Alomar
3	17	15	Rodriguez
1	6	14	Vargas
<b>5</b>	<b>98</b>	<b>Total Team</b>	
2	19	14	Vargas
2	14	19	Lopez
1	13	6	Rodriguez
<b>32</b>		<b>Total Team</b>	
<b>98</b>	<b>266</b>	<b>Total Team</b>	
16	59	14	Vargas
16	56	16	Ellis
11	27	19	Lopez

Starting line-up with position    Atts = Attempts    (C) = Captain    MB = Middle blocker    S = Setter  
 Substitute with shirt number    Opp. = Opponent    (L) / L = Libero    OP = Opposite    OH = Outside Hitter





## Best Scorers

Rk	No	Name	Pos.	Team	Attack	Block	Serve	Total
1	5	Parraguire Vicente	OH	CHI	81	6	6	93
2	18	Lopez Castro Miguel Angel	OH	CUB	68	8	12	88
3	18	Ferreira Souza Darlan	OP	BRA	50	3	9	62
10		Larrahondo Gustavo	OP	COL	48	6	8	62
5	19	Cruz Cepin Hector Alexis	OH	DOM	52	6	3	61
6	14	Vargas Pelegrin	OH	PUR	50	3	4	57
16		Ellis Carballo Jamal	OP	PUR	53	3	1	57
8	10	Gutierrez Suarez Miguel David	OP	CUB	48	2	4	54
9	9	Bonacic Dusan	OH	CHI	48	3	2	53
10	9	Gonzalez Rodriguez Alejandro Miguel	OP	CUB	41	6	2	49
11	7	Piza Hernandez Andres Felipe	OH	COL	30	6	5	41
	1	Masso Alvarez Jose Israel	MB	CUB	27	11	3	41
13	12	Lima Bruno	OP	ARG	38	2	0	40
14	7	Conte Facundo	OH	ARG	31	5	3	39
15	4	Hernandez Wilfrido	OH	DOM	35	0	2	37
	12	Fuentes Rascon Mauro Isaac	OH	MEX	33	3	1	37
	19	Hernandez Baca Luis David	OP	MEX	34	1	2	37
18	10	Zelayeta Mauro	OH	ARG	34	1	1	36
	1	Tapia Santana Henry Omar	OP	DOM	32	3	1	36
20	8	Mejia Leandro	MB	COL	25	9	0	34
21	6	Gago Murtagh Tomas	MB	CHI	27	6	0	33
	23	Aponza Carabali Daniel	MB	COL	25	7	1	33
23	3	Nunes da Cunha Jr Judson Amabel	MB	BRA	22	7	2	31
24	17	Contreras Acosta Jakdiel	MB	CUB	19	10	1	30
25	18	Maciel Gustavo	MB	ARG	20	7	2	29
	6	Fernandes P.X.Cavalcante Adriano	OH	BRA	24	2	3	29
	15	Rodriguez Jonathan	MB	PUR	21	7	1	29
28	8	Honorato Henrique Dantas Nóbrega	OH	BRA	21	3	4	28
29	3	Hoyos Omar	OH	PUR	27	0	0	27
30	19	Lopez Kevin	OH	PUR	23	1	2	26
31	9	Tellez Rodriguez Axel Manuel	MB	MEX	16	6	3	25
32	4	Rodrigues Pinto Otávio Henrique	MB	BRA	9	8	4	21
	17	Alomar Ismael	MB	PUR	14	7	0	21
34	11	Jadue Matias	OH	CHI	16	2	2	20
35	6	Gonzalez Marti Yusniel	OH	CUB	11	5	0	16
	15	Rosario Adames Luther Hadasher	MB	DOM	8	5	3	16
37	9	Caicedo Jharold	OH	COL	12	3	0	15
38	3	Araya Gabriel	MB	CHI	7	5	2	14
	6	Rodriguez Kevin Joel	S	PUR	7	3	4	14
40	4	Parraguire Tomas	OP	CHI	12	0	1	13
41	11	Taboada Diaz Lyvan	S	CUB	3	6	2	11
	5	Parra Valenzuela Victor Manuel	MB	MEX	7	4	0	11
43	20	Soria Sergio	MB	ARG	7	2	1	10
	25	Balague Manuel	OP	ARG	6	1	3	10
	8	Lopez Capellan Henry Antonio	OH	DOM	8	1	1	10
	2	Hernández Cabrera Jorge Ariel	OH	MEX	8	1	1	10
47	12	Medina Daniel	OH	COL	9	0	0	9
48	13	Burgos-Guntin Rafael Antonio	MB	DOM	3	4	1	8
49	5	Gonçalves Matheus Silva	S	BRA	2	2	3	7
	13	Ambuila Juan Camilo	S	COL	4	1	2	7
<b>Total tournament</b>					1,294	220	127	1,641



## Best Attackers

Limit: 15.00%

Rk	No	Name	Pos.	Team	Attacks	Faults	Shots	Total Attempts	Succ. %
1	10	Zelayeta Mauro	OH	ARG	34	8	15	57	59.65
2	18	Ferreira Souza Darlan	OP	BRA	50	15	22	87	57.47
3	12	Lima Bruno	OP	ARG	38	8	24	70	54.29
4	18	Lopez Castro Miguel Angel	OH	CUB	68	22	41	131	51.91
5	9	Gonzalez Rodriguez Alejandro Miguel	OP	CUB	41	24	14	79	51.90
6	5	Parraguire Vicente	OH	CHI	81	29	50	160	50.63
7	1	Tapia Santana Henry Omar	OP	DOM	32	11	21	64	50.00
8	19	Cruz Cepin Hector Alexis	OH	DOM	52	16	44	112	46.43
9	14	Vargas Pelegrin	OH	PUR	50	17	41	108	46.30
10	6	Fernandes P.X.Cavalcante Adriano	OH	BRA	24	6	22	52	46.15
<b>Total tournament</b>					1,294	458	957	2,709	47.77



## Best Blockers

Rk	No	Name	Pos.	Team	Kill Blocks	Faults	Rebounds	Total Attempts	Avg. by set
1	4	Rodrigues Pinto Otávio Henrique	MB	BRA	8	16	12	36	0.73
2	18	Maciel Gustavo	MB	ARG	7	17	13	37	0.70
3	8	Mejia Leandro	MB	COL	9	24	11	44	0.69
4	3	Nunes da Cunha Jr Judson Amabel	MB	BRA	7	12	14	33	0.64
5	1	Masso Alvarez Jose Israel	MB	CUB	11	24	24	59	0.61
6	17	Contreras Acosta Jakdiel	MB	CUB	10	21	20	51	0.56
7	9	Tellez Rodriguez Axel Manuel	MB	MEX	6	16	13	35	0.55
8	23	Aponza Carabali Daniel	MB	COL	7	24	11	42	0.54
9	7	Conte Facundo	OH	ARG	5	4	3	12	0.50
18	Ortiz Valdez Moises Alexander	MB	DOM	6	2	4	12	0.50	
<b>Total tournament</b>					220	547	393	1,160	2.08



## Best Servers

Rk	No	Name	Pos.	Team	Aces	Faults	Serve Hits	Total Attempts	Avg. by set
1	18	Ferreira Souza Darlan	OP	BRA	9	12	21	42	0.82
2	18	Lopez Castro Miguel Angel	OH	CUB	12	17	47	76	0.67
3	10	Larrahondo Gustavo	OP	COL	8	15	38	61	0.62
4	5	Parraguire Vicente	OH	CHI	6	24	29	59	0.40
5	7	Piza Hernandez Andres Felipe	OH	COL	5	12	35	52	0.38
6	4	Rodrigues Pinto Otávio Henrique	MB	BRA	4	8	27	39	0.36
8	8	Honorato Henrique Dantas Nóbrega	OH	BRA	4	7	34	45	0.36
7	Conte Facundo	OH	ARG	3	5	26	34	0.30	
25	Balague Manuel	OP	ARG	3	4	2	9	0.30	
10	5	Gonçalves Matheus Silva	S	BRA	3	8	32	43	0.27
<b>Total tournament</b>					127	427	1,803	2,357	1.20





## Best Diggers

Rk	No	Name	Pos.	Team	Digs	Faults	Receptions	Total Attempts	Avg. by set
1	3	Bravo Moreno Hiram Said	L	MEX	43	7	7	57	3.91
2	5	Mieses Feliz Enger Miguel	L	DOM	46	16	1	63	3.83
3	17	Bravo Jaime	L	CHI	50	18	3	71	3.33
4	4	Cabrera Rivera Arnel	L	PUR	52	9	7	68	3.25
5	1	Ramos Lemos Roosvuel Riol	L	COL	41	19	2	62	3.15
6	7	Garcia Alvarez Yonder Roman	L	CUB	56	15	1	72	3.11
7	15	Nascimento Maique Reis	L	BRA	32	10	3	45	2.91
8	5	Scarpa Tobias	L	ARG	27	11	6	44	2.70
9	9	Bonacic Dusan	OH	CHI	35	9	7	51	2.33
10	7	Conte Facundo	OH	ARG	20	5	1	26	2.00
<b>Total tournament</b>					1,029	385	148	1,562	9.71



## Best Setters


Rk	No	Name	Pos.	Team	Running Sets	Faults	Still Sets	Total Attempts	Avg. by set
1	8	González Demián Javier	S	ARG	38	0	158	196	3.80
2	11	Taboada Diaz Lyvan	S	CUB	68	2	300	370	3.78
3	5	Gonçalves Matheus Silva	S	BRA	29	1	157	187	2.64
4	13	Ambuila Juan Camilo	S	COL	24	3	250	277	1.85
5	6	Rodriguez Kevin Joel	S	PUR	16	3	275	294	1.00
6	96	Garcia Resendiz Miguel Angel	S	MEX	10	2	220	232	0.91
7	8	Albornoz Sebastian	S	CHI	11	1	318	330	0.73
8	12	Arredondo Severino Francisco Argelis	S	DOM	6	2	273	281	0.50
9	1	Garcia Howard	S	PUR	7	1	45	53	0.44
10	1	Villarreal Soltau Esteban	S	CHI	5	0	37	42	0.33
<b>Total tournament</b>					221	30	2,454	2,705	2.08



## Best Receivers

Limit: 20.00%

Rk	No	Name	Pos.	Team	Excellents	Faults	Serve Receptions	Total Attempts	Eff. %
1	5	Mieses Feliz Enger Miguel	L	DOM	54	3	14	71	71.83
2	15	Nascimento Maique Reis	L	BRA	31	1	12	44	68.18
3	7	Conte Facundo	OH	ARG	47	4	13	64	67.19
4	10	Zelayeta Mauro	OH	ARG	33	1	14	48	66.67
5	4	Hernandez Wilfrido	OH	DOM	51	7	17	75	58.67
6	9	Bonacic Dusan	OH	CHI	61	5	33	99	56.57
7	8	Honorato Henrique Dantas Nóbrega	OH	BRA	29	2	17	48	56.25
8	5	Parraguirre Vicente	OH	CHI	49	3	30	82	56.10
9	5	Scarpa Tobias	L	ARG	31	3	17	51	54.90
10	7	Garcia Alvarez Yonder Roman	L	CUB	54	9	22	85	52.94
<b>Total tournament</b>					1,050	127	752	1,929	47.85



## Best Liberos

Rk	No	Name	Pos.	Team	Excellents	Faults	In Play	Total Attempts	Avg. by set
1	5	Mieses Feliz Enger Miguel	L	DOM	100	19	15	134	8.33
2	3	Bravo Moreno Hiram Said	L	MEX	79	11	35	125	7.18
3	4	Cabrera Rivera Arnel	L	PUR	102	16	32	150	6.38
4	7	Garcia Alvarez Yonder Roman	L	CUB	110	24	23	157	6.11
5	5	Scarpa Tobias	L	ARG	58	14	23	95	5.80
6	15	Nascimento Maique Reis	L	BRA	63	11	15	89	5.73
7	1	Ramos Lemos Roosvuel Riol	L	COL	74	25	31	130	5.69
8	17	Bravo Jaime	L	CHI	83	21	50	154	5.53
<b>Total tournament</b>					669	141	224	1,034	6.31





## Best Scorers

Rk	Team	Attack	Block	Serve	Total
1	CUB Cuba	217	48	26	291
2	CHI Chile	203	25	13	241
3	PUR Puerto Rico	197	24	12	233
4	COL Colombia	154	33	16	203
5	BRA Brazil	132	25	25	182
	DOM Dominican Republic	141	28	13	182
7	ARG Argentina	142	20	12	174
8	MEX Mexico	108	17	10	135
<b>Total tournament</b>		<b>1,294</b>	<b>220</b>	<b>127</b>	<b>1,641</b>



## Best Attackers

Limit: 15.00%

Rk	Team	Attacks	Faults	Shots	Total Attempts	Succ. %
1	ARG Argentina	142	27	91	260	54.62
2	BRA Brazil	132	37	73	242	54.55
3	CUB Cuba	217	79	135	431	50.35
4	PUR Puerto Rico	197	73	139	409	48.17
5	CHI Chile	203	77	148	428	47.43
6	COL Colombia	154	54	126	334	46.11
7	DOM Dominican Republic	141	53	137	331	42.60
8	MEX Mexico	108	58	108	274	39.42
<b>Total tournament</b>		<b>1,294</b>	<b>458</b>	<b>957</b>	<b>2,709</b>	<b>47.77</b>



## Best Blockers

Rk	Team	Kill Blocks	Faults	Rebounds	Total Attempts	Avg. by set
1	CUB Cuba	48	80	74	202	2.67
2	COL Colombia	33	78	48	159	2.54
3	DOM Dominican Republic	28	61	32	121	2.33
4	BRA Brazil	25	50	44	119	2.27
5	ARG Argentina	20	58	37	115	2.00
6	CHI Chile	25	78	62	165	1.67
7	MEX Mexico	17	52	36	105	1.55
8	PUR Puerto Rico	24	90	60	174	1.50
<b>Total tournament</b>		<b>220</b>	<b>547</b>	<b>393</b>	<b>1,160</b>	<b>2.08</b>



## Best Servers

Rk	Team	Aces	Faults	Serve Hits	Total Attempts	Avg. by set
1	BRA Brazil	25	44	187	256	2.27
2	CUB Cuba	26	94	270	390	1.44
3	COL Colombia	16	53	219	288	1.23
4	ARG Argentina	12	47	187	246	1.20
5	DOM Dominican Republic	13	42	213	268	1.08
6	MEX Mexico	10	40	173	223	0.91
7	CHI Chile	13	60	268	341	0.87
8	PUR Puerto Rico	12	47	286	345	0.75
<b>Total tournament</b>		127	427	1,803	2,357	1.20



## Best Diggers

Rk	Team	Digs	Faults	Receptions	Total Attempts	Avg. by set
1	CHI Chile	164	63	24	251	10.93
2	DOM Dominican Republic	126	60	15	201	10.50
3	ARG Argentina	102	39	16	157	10.20
4	COL Colombia	125	46	15	186	9.62
5	PUR Puerto Rico	150	62	18	230	9.38
6	MEX Mexico	103	38	26	167	9.36
7	BRA Brazil	101	32	17	150	9.18
8	CUB Cuba	158	45	17	220	8.78
<b>Total tournament</b>		1,029	385	148	1,562	9.71



## Best Setters

Rk	Team	Running Sets	Faults	Still Sets	Total Attempts	Avg. by set
1	ARG Argentina	41	1	214	256	4.10
2	CUB Cuba	68	4	365	437	3.78
3	BRA Brazil	31	5	209	245	2.82
4	COL Colombia	24	3	302	329	1.85
5	PUR Puerto Rico	23	8	372	403	1.44
6	MEX Mexico	12	2	265	279	1.09
7	CHI Chile	16	2	403	421	1.07
8	DOM Dominican Republic	6	5	324	335	0.50
<b>Total tournament</b>		221	30	2,454	2,705	2.08





## Best Receivers

Limit: 20.00%

Rk	Team	Excellents	Faults	Serve Receptions	Total Attempts	Eff. %
1	ARG Argentina	115	9	50	174	60.92
2	DOM Dominican Republic	155	15	67	237	59.07
3	BRA Brazil	93	9	58	160	52.50
4	CHI Chile	152	13	128	293	47.44
5	CUB Cuba	171	20	128	319	47.34
6	PUR Puerto Rico	145	21	128	294	42.18
7	MEX Mexico	99	15	89	203	41.38
8	COL Colombia	120	25	104	249	38.15
<b>Total tournament</b>		1,050	127	752	1,929	47.85



## Best Liberos

Rk	Team	Excellents	Faults	In Play	Total Attempts	Avg. by set
1	DOM Dominican Republic	100	19	15	134	8.33
2	MEX Mexico	79	11	35	125	7.18
3	PUR Puerto Rico	102	16	32	150	6.38
4	CUB Cuba	110	24	23	157	6.11
5	ARG Argentina	58	14	23	95	5.80
6	BRA Brazil	63	11	15	89	5.73
7	COL Colombia	74	25	31	130	5.69
8	CHI Chile	83	21	50	154	5.53
<b>Total tournament</b>		669	141	224	1,034	6.31

# VOLLEYBALL

## MEN'S



# Santiago

# 2023

Juegos  
PanAm | ParapanAm

# Bulletin No 6

Friday, November 3<sup>rd</sup> 2023





**Calendario y Formato de Competencia Rama Masculina / Competition Format and Match Schedule Men Comp.**

GROUP-A													
No.	Date	Time	Teams			Set	1	2	3	4	5	Total	Time
1	30-oct	10:30	BRA	vs	COL	3-0	25-20	25-17	25-10				01:19
2	30-oct	13:30	CUB	vs	MEX	3-2	25-20	24-26	19-25	27-25	15-10	110-106	02:07
5	31-oct	10:30	CUB	vs	COL	3-0	25-22	25-23	25-23			75-68	01:24
6	31-oct	13:30	BRA	vs	MEX	3-0	25-13	25-15	25-20			75-48	01:13
9	01-nov	10:30	BRA	vs	CUB	3-2	25-23	25-16	18-25	25-26	18-16	111-107	01:59
10	01-nov	13:30	MEX	vs	COL	0-3	23-25	23-25	19-25			75-65	01:18
GROUP-B													
No.	Date	Time	Teams			Set	1	2	3	4	5	Total	Time
3	30-oct	17:30	ARG	vs	PUR	3-0	25-23	26-24	25-15			76-62	01:20
4	30-oct	20:30	CHI	vs	DOM	3-1	25-20	21-25	25-22	25-21		96-88	01:57
7	31-oct	17:30	ARG	vs	DOM	3-1	20-25	30-28	25-17	25-20		100-90	01:55
8	31-oct	20:30	CHI	vs	PUR	3-1	26-28	25-18	25-21	25-23		101-90	02:00
11	01-nov	17:30	PUR	vs	DOM	3-1	25-23	18-25	25-19	25-20		93-87	01:44
12	01-nov	20:30	CHI	vs	ARG	0-0	15-25	20-25	21-25			56-75	01:10
QUATERFINALS													
No.	Date	Time	Teams			Set	1	2	3	4	5	Total	Time
13	02-nov	10:30	2ND B CHI	vs	3RD A COL	1-3	20-25	25-21	19-25	23-25		87-96	01:52
14	02-nov	13:30	2ND A CUB	vs	3RD B PUR	3-2	25-16	25-21	13-25	22-25	15-11	100-98	1:45
CLASSIFICATION 5/8													
No.	Date	Time	Teams			Set	1	2	3	4	5	Total	Time
15	03-nov	10:30	4TH B DOM	vs	LOOSER OF M13 OR (M14) CHI	3-2	22-25	25-19	21-25	26-24	16-14	110-107	2:11
16	03-nov	13:30	4TH A MEX	vs	LOOSER OF M14 OR (M13) PUR	3-2	25-21	22-25	25-21	28-30	16-14	116-111	2:09
SEMIFINALS													
No.	Date	Time	Teams			Set	1	2	3	4	5	Total	Time
17	03-nov	17:30	1st. B ARG	vs	WINNER OF M14 CUB	3-1	21-25	25-22	25-18	25-18		96-83	1:33
18	03-nov	20:30	1st. A BRA	vs	WINNER OF M13 COL	3-0	26-24	25-18	25-15			76-57	1:10
FINAL CLASSIFICATION 7/8													
No.	Date	Time	Teams			Set	1	2	3	4	5	Total	Time
19	04-nov	10:00	LOOSER OF M15 CHI	vs	LOOSER OF M16 PUR	0-0							
FINAL CLASSIFICATION 5/6													
No.	Date	Time	Teams			Set	1	2	3	4	5	Total	Time
20	04-nov	13:00	WINNER OF M15 DOM	vs	WINNER OF M16 MEX	0-0							
FINALS													
No.	Date	Time	Teams			Set	1	2	3	4	5	Total	Time
21	04-nov	17:00	LOSER OF M17 CUB	vs	LOSER OF M18 COL	0-0							
22	04-nov	20:00	WINNER OF M17 ARG	vs	WINNER OF M18 BRA	0-0							

# Santiago 2023

Juegos PanAm | ParapanAm

Santiago de Chile • Oct. 30-Nov. 04



## Union Panamericana Voleibol

Día / Day	Hora / Time	Competition Venue - FOP	Hora / Time	Training Court 1 - Centro Elige vivir Sano Lo Espejo	Training Court 2 - Centro Elige vivir Sano San Ramón	
27-oct-23	09:00		09:00	DOMINICANA	CUBA	
	10:30		10:30	COLOMBIA	ARGENTINA	
	12:00		12:00	MEXICO	PUERTO RICO	
	13:30		13:30	BRASIL	CHILE	
28-oct-23	08:00	DOMINICANA				
	09:30	COLOMBIA				
	11:00	CUBA				
	12:30	ARGENTINA				
	14:00	MEXICO				
	15:30	PUERTO RICO				
	17:00	BRASIL				
	18:30	CHILE				
	20:00	PRACTICAL CLINIC				
						Preliminary Inquiry
					Time	
					Country	
					09:00	
					CUB	
					09:30	
					ARG	
					10:00	
					MEX	
					10:30	
					PUR	
					11:00	
					BRA	
					11:30	
					CHI	
					12:00	
					COL	
					12:30	
					DOM	
29-oct-23	09:00			DOMINICANA	MEXICO	
	10:30			COLOMBIA	ARGENTINA	
	12:00			PUERTO RICO	CUBA	
	13:30			CHILE	BRASIL	
30-oct-23	09:00		09:00	ARGENTINA	PUERTO RICO	
	10:30		10:30	CHILE	DOMINICANA	
	10:30	BRA Vs COL				
	13:30	CUB Vs MEX				
	17:30	ARG Vs PUR				
	19:00		19:00	BRASIL	COLOMBIA	
	20:30		20:30	CUBA	MEXICO	
	20:30	CHI Vs DOM				
31-oct-23	09:00		09:00	ARGENTINA	DOMINICANA	
	10:30		10:30	CHILE	PUERTO RICO	
	10:30	CUB Vs COL				
	13:30	BRA Vs MEX				
	17:30	ARG Vs DOM				
	19:00		19:00	CUBA	COLOMBIA	
	20:30		20:30	BRASIL	MEXICO	
	20:30	CHILE Vs PUR				
01-nov-23	09:00		09:00	PUERTO RICO	DOMINICANA	
	10:30		10:30	CHILE	ARGENTINA	
	10:30	BRA Vs CUB				
	13:30	MEX Vs COL				
	17:30	PUR Vs DOM				
	19:00		19:00	BRASIL	CUBA	
	20:30		20:30	MEXICO	COLOMBIA	
	20:30	CHI Vs ARG				



02-nov-23	09:00		09:00	4to.- GRUPO-A MEXICO	4to.- GRUPO-B DOMINICANA
	10:30		10:30	1er.-GRUPO-A BRASIL	1er.-GRUPO-B ARGENTINA
	10:30	2do GRUPO B CHI Vs 3er GRUPO A COL			
	13:30	2do GRUPO A CUB Vs 3er. GRUPO B PUR			
	19:00		19:00	2do. GRUPO-B CHILE	3er. GRUPO-A COLOMBIA
	20:30		20:30	2do. GRUPO-A CUBA	3er. GRUPO-B PUERTO RICO
03-nov-23	09:00		09:00	1er.-GRUPO-B ARGENTINA	GP 13 O 14 COLOMBIA
	10:30		10:30	1er.-GRUPO-A BRASIL	GP 14 O 13 CUBA
	10:30	4to.- GRUPO-B DOM Vs P-JUEGO 13 CHI			
	13:30	4to.- GRUPO-A MEX Vs P-JUEGO 14 PUR			
	17:30	1er.-GRUPO-B ARG Vs G-JUEGO 13 O 14 CUB			
	19:00		19:00	4to.- GRUPO-B DOMINICANA	PP 13 CHILE
	20:30		20:30	4to.- GRUPO-A MEXICO	PP 14 PUERTO RICO
20:30	1er.-GRUPO-A BRA Vs G-JUEGO 14 O 13 COL				
04-nov-23	09:00		09:00	PP 17 CUBA	PP 18 COLOMBIA
	10:00	P- JUEGO 15 CHI Vs P-JUEGO 16 PUR			
	10:30		10:30	GP 17 ARGENTINA	GP 18 BRAZIL
	13:00	G-JUEGO 15 DOM Vs G-JUEGO 16 MEX			
	17:00	P-JUEGO 17 CUB Vs P-JUEGO 18 COL			
	20:00	G-JUEGO 17 ARG Vs G-JUEGO 18 BRA			











**MATCHES RESULTS**
**Pool A**

No	Date	Teams	Set	Result per set (points)					Total Points	Duration	Spectators
				1	2	3	4	5			
1	30-Oct-2023	BRA - COL	3-0	25-20	25-17	25-10			75-47	1:19	9314
2	30-Oct-2023	CUB - MEX	3-2	25-20	24-26	19-25	27-25	15-10	110-106	2:07	9314
5	31-Oct-2023	CUB - COL	3-0	25-22	25-23	25-23			75-68	1:24	8814
6	31-Oct-2023	BRA - MEX	3-0	25-13	25-15	25-20			75-48	1:13	8814
9	01-Nov-2023	BRA - CUB	3-2	25-23	25-16	18-25	25-27	18-16	111-107	2:11	10000
10	01-Nov-2023	MEX - COL	0-3	23-25	23-25	19-25			65-75	1:28	6000

**Pool B**

No	Date	Teams	Set	Result per set (points)					Total Points	Duration	Spectators
				1	2	3	4	5			
3	30-Oct-2023	ARG - PUR	3-0	25-23	26-24	25-15			76-62	1:20	9752
4	30-Oct-2023	CHI - DOM	3-1	25-20	21-25	25-22	25-21		96-88	1:57	9752
7	31-Oct-2023	ARG - DOM	3-1	20-25	30-28	25-17	25-20		100-90	1:55	10000
8	31-Oct-2023	CHI - PUR	3-1	26-28	25-18	25-21	25-23		101-90	2:00	10000
11	01-Nov-2023	PUR - DOM	3-1	25-23	18-25	25-19	25-20		93-87	1:55	9100
12	01-Nov-2023	CHI - ARG	0-3	15-25	20-25	21-25			56-75	1:19	10000

**Quarterfinals**

No	Date	Teams	Set	Result per set (points)					Total Points	Duration	Spectators
				1	2	3	4	5			
13	02-Nov-2023	CHI - COL	1-3	20-25	25-21	19-25	23-25		87-96	2:01	9800
14	02-Nov-2023	CUB - PUR	3-2	25-16	25-21	13-25	22-25	15-11	100-98	1:57	4000

**Classification 5-8**

No	Date	Teams	Set	Result per set (points)					Total Points	Duration	Spectators
				1	2	3	4	5			
15	03-Nov-2023	DOM - CHI	3-2	22-25	25-19	21-25	26-24	16-14	110-107	2:27	6500
16	03-Nov-2023	MEX - PUR	3-2	25-21	22-25	25-21	28-30	16-14	116-111	2:25	3000

**Semifinals**

No	Date	Teams	Set	Result per set (points)					Total Points	Duration	Spectators
				1	2	3	4	5			
17	03-Nov-2023	ARG - CUB	3-1	21-25	25-22	25-18	25-18		96-83	1:47	6200
18	03-Nov-2023	BRA - COL	3-0	26-24	25-18	25-15			76-57	1:20	8500

**TEAM RANKING**

## Pool A

Rk	Code	Team	Matches				Pts	Results details						Sets			Points		
			W	L	T			3-0	3-1	3-2	2-3	1-3	0-3	W	L	Ratio	W	L	Ratio
1	BRA	Brazil	3	0	3	13	2	0	1	0	0	0	9	2	4.500	261	202	1.292	
2	CUB	Cuba	2	1	3	10	1	0	1	1	0	0	8	5	1.600	292	285	1.024	
3	COL	Colombia	1	2	3	5	1	0	0	0	0	2	3	6	0.500	190	215	0.883	
4	MEX	Mexico	0	3	3	2	0	0	0	1	0	2	2	9	0.222	219	260	0.842	

## Pool B

Rk	Code	Team	Matches				Pts	Results details						Sets			Points		
			W	L	T			3-0	3-1	3-2	2-3	1-3	0-3	W	L	Ratio	W	L	Ratio
1	ARG	Argentina	3	0	3	14	2	1	0	0	0	0	9	1	9.000	251	208	1.206	
2	CHI	Chile	2	1	3	8	0	2	0	0	0	1	6	5	1.200	253	253	1.000	
3	PUR	Puerto Rico	1	2	3	5	0	1	0	0	1	1	4	7	0.571	245	264	0.928	
4	DOM	Dominican Republic	0	3	3	3	0	0	0	0	3	0	3	9	0.333	265	289	0.916	



**Match:** 15    **Date:** 03/11/2023    **Spectators:** 6,500  
**City:** Santiago de Chile  
**Hall:** Arena Parque O'Higgins  
**Match duration:** **Start:** 10:30    **End:** 12:53    **Total:** 2:23

Teams	Sets	1	2	3	4	5	Total
<b>DOM</b>	<b>3</b>	22	25	21	26	16	110
<b>CHI</b>	<b>2</b>	25	19	25	24	14	107
<b>Duration:</b>		0:29	0:25	0:27	0:31	0:19	2:11

**Referees:** 1st: Misael Galindo Reytez (COL) 2nd: Luis Gerardo Macias (MEX)

DOM - Dominican Republic													
No	Name	Pos.	Line-up					Points by set					T.
			1	2	3	4	5	1	2	3	4	5	
1	Tapia (C)	OP	4	4	4	4	4	5	3	4	6	1	19
4	Hernandez	OH	5	5	5	5	5	5	9	3	6	4	27
5	Mieses (L)	L	L	L	L	L	L						
6	Figueroa	OP											
7	J.J.	S	13		18		18						
8	Lopez	OH											
10	Toribio	OH											
12	Arredondo	S	1	1	1	1	1				1		1
13	Burgos	MB	3	3									
15	Rosario	MB	6	6	6	6	6	3	2	1	1	2	9
18	Ortiz	MB		13	3	3	3		2	1		1	4
19	Cruz	OH	2	2	2	2	2	3	3	5	6	4	21

**Coach:** Jose Gutierrez Sanchez  
**Assistant:** Mañon Torres José Dante Aristides

CHI - Chile													
No	Name	Pos.	Line-up					Points by set					T.
			1	2	3	4	5	1	2	3	4	5	
1	Villarreal	S	4	4		8					1		1
2	Ibarra	OH											
3	Araya	MB				16	2					1	1
4	T. Parraguirre	OP	3	3	3	4	3	4	3	5	6	3	21
5	Parraguirre	OH	4	4	4	5	4	5	5	4	5	1	20
6	Gago	MB	5	5	5	6	5	3	3	4	1	11	
8	Albornoz S.	S	6	6	6	1	6			1			1
9	Bonacic (C)	OH	1	1	1	2	1	6	5	2	4	3	20
10	Mardones	MB											
11	Jadue	OH		8	8						1		1
16	Valenzuela	MB	2	2	2	3		4	2	1	2		9
17	Bravo (L)	L	L	L	L	L	L						

**Coach:** DANIEL RUBEN NEJAMKIN  
**Assistant:** Ivan Villareal Barahona

### TEAMS AND PLAYERS PERFORMANCES

Won Points	Total Atts	No	Name
<b>74</b>	<b>139</b>	<b>Total Team</b>	
26	41	4	Hernandez
19	40	1	Tapia
18	34	19	Cruz
<b>7</b>	<b>77</b>	<b>Total Team</b>	
3	12	19	Cruz
1	13	4	Hernandez
1	5	12	Arredondo
<b>0</b>	<b>109</b>	<b>Total Team</b>	
0	16	1	Tapia
0	20	4	Hernandez
0	0	5	Mieses
<b>29</b>		<b>Total Team</b>	
<b>110</b>	<b>325</b>	<b>Total Team</b>	

Scoring Skills
<b>Attack</b>
<b>Block</b>
<b>Serve</b>
<b>Opp. error</b>
<b>Total</b>
<b>Best scorers</b>

Won Points	Total Atts	No	Name
<b>73</b>	<b>153</b>	<b>Total Team</b>	
19	43	5	Parraguirre
18	39	4	T. Parraguirre
18	42	9	Bonacic
<b>7</b>	<b>53</b>	<b>Total Team</b>	
2	7	16	Valenzuela
1	5	3	Araya
1	9	4	T. Parraguirre
<b>5</b>	<b>108</b>	<b>Total Team</b>	
2	16	4	T. Parraguirre
1	3	1	Villarreal
1	16	8	Albornoz S.
<b>22</b>		<b>Total Team</b>	
<b>107</b>	<b>314</b>	<b>Total Team</b>	
21	64	4	T. Parraguirre
20	63	5	Parraguirre
20	69	9	Bonacic

■ Starting line-up with position    Atts = Attempts    (C) = Captain    MB = Middle blocker    S = Setter  
 □ Substitute with shirt number    Opp. = Opponent    (L) / L = Libero    OP = Opposite    OH = Outside Hitter



**Match:** 16    **Date:** 03/11/2023    **Spectators:** 3,000  
**City:** Santiago de Chile  
**Hall:** Arena Parque O'Higgins  
**Match duration:** **Start:** 13:30    **End:** 15:51    **Total:** 2:21

Teams	Sets	1	2	3	4	5	Total
<b>MEX</b>	<b>3</b>	25	22	25	28	16	116
<b>PUR</b>	<b>2</b>	21	25	21	30	14	111
<b>Duration:</b>		0:24	0:27	0:26	0:32	0:20	2:09

**Referees:** 1st: Walda Ioanna Maldonado Lam (GUA) 2nd: Pedro Fabian Concia (ARG)

MEX - Mexico													
No	Name	Pos.	Line-up					Points by set					T.
			1	2	3	4	5	1	2	3	4	5	
2	Hernandez	OH	4	4	4	4	4	3	3	3	3	2	14
3	Bravo (C) (L)	L	L	L	L	L	L						
5	Parra	MB	2	2	2	2	2	2		3	4		9
6	Lopez	OH											
8	Mendoza	S	19	19	19	19							
9	Rodriguez	MB											
11	Lopez B.	MB	5	5	5	5	5	1	1	2	2	1	7
12	Fuentes	OH	1	1	1	1	1	4	5	5	5	5	24
18	Sanay	OH		2			2				1		1
19	Baca	OP	3	3	3	3	3	5	7	3	5	3	23
22	Dominguez	OP		96	96	96	96						
96	Garcia	S	6	6	6	6	6	1	2		2		5

**Coach:** AZAIR LOPEZ JORGE MIGUEL  
**Assistant:** Mendoza Ramos Roberto

PUR - Puerto Rico													
No	Name	Pos.	Line-up					Points by set					T.
			1	2	3	4	5	1	2	3	4	5	
1	Garcia	S	17	17	6	3	3			1	1	1	3
3	Hoyos	OH	6		19	17	17						
4	Cabrera (L)	L	L	L	L	L	L						
6	Rodriguez	S	2	6	5	16	15						
13	Torres	OP				1							
14	Vargas (C)	OH	3	1	6	4	4	5	6	2	6	2	21
15	Rodriguez	MB	1	5	4	2	2	1	2	2	2		7
16	Ellis	OP	5	3	2	6	6	5	4	4	4	1	18
17	Alomar	MB	4	2	1	5	5		3		3		6
19	Lopez	OH	6	4	3	1	1	2	5	1	3		11
21	Figueroa	MB		6									
25	Feliciano	OH				14				2			2

**Coach:** Oswald Antonetti Cameron  
**Assistant:** Torres Rosario Alberto Jamille

### TEAMS AND PLAYERS PERFORMANCES

Won Points	Total Atts	No	Name
<b>68</b>	<b>139</b>	<b>Total Team</b>	
23	44	12	Fuentes
20	44	19	Baca
12	26	2	Hernandez
<b>10</b>	<b>60</b>	<b>Total Team</b>	
3	12	5	Parra
2	5	2	Hernandez
2	9	96	Garcia
<b>5</b>	<b>116</b>	<b>Total Team</b>	
2	22	5	Parra
2	18	19	Baca
1	16	96	Garcia
<b>33</b>		<b>Total Team</b>	
<b>116</b>	<b>315</b>	<b>Total Team</b>	

Scoring Skills
<b>Attack</b>
<b>Block</b>
<b>Serve</b>
<b>Opp. error</b>
<b>Total</b>
<b>Best scorers</b>

Won Points	Total Atts	No	Name
<b>59</b>	<b>132</b>	<b>Total Team</b>	
21	34	14	Vargas
16	40	16	Ellis
9	34	19	Lopez
<b>7</b>	<b>68</b>	<b>Total Team</b>	
2	9	16	Ellis
2	20	17	Alomar
1	2	1	Garcia
<b>2</b>	<b>111</b>	<b>Total Team</b>	
1	12	1	Garcia
1	24	19	Lopez
0	4	3	Hoyos
<b>43</b>		<b>Total Team</b>	
<b>111</b>	<b>311</b>	<b>Total Team</b>	

■ Starting line-up with position    Atts = Attempts    (C) = Captain    MB = Middle blocker    S = Setter  
 □ Substitute with shirt number    Opp. = Opponent    (L) / L = Libero    OP = Opposite    OH = Outside Hitter



**Match:** 17    **Date:** 03/11/2023    **Spectators:** 6,200  
**City:** Santiago de Chile  
**Hall:** Arena Parque O'Higgins  
**Match duration:** **Start:** 17:30    **End:** 19:12    **Total:** 1:42

Teams	Sets	1	2	3	4	5	Total
<b>ARG</b>	<b>3</b>	21	25	25	25		96
<b>CUB</b>	<b>1</b>	25	22	18	18		83
<b>Duration:</b>		0:22	0:25	0:22	0:24		1:33

**Referees:** 1st: Silvio Silveira (BRA) 2nd: Juan F. Rivera (PUR)

ARG - Argentina															
No	Name	Pos.	Line-up					Points by set					T.		
			1	2	3	4	5	1	2	3	4	5			
1	Nicolas	OH	18												
2	Richards	OH		10		20				1					1
4	Vazquez	S	12												
5	Scarpa (L)	L		L	L	L	L								
7	Conte (C)	OH	2	2	2	2		3	5	3	5				16
8	Gonzalez	S	1	1	1	1			1						1
10	Zelayeta	OH	5	5	5	5		3	2	2	2				9
12	Lima B.	OP	4	4	4	4		6	6	7	5				24
18	Maciel	MB	3	3	3	3			3	6	1				10
19	Gallardo	MB													
20	Soria	MB	6	6	6	6		1	2	1	1				5
25	Balague	OP	8			18									
<b>Coach:</b> Martin Ariel Lopez															
<b>Assistant:</b> Rico Golba Pablo															

CUB - Cuba															
No	Name	Pos.	Line-up					Points by set					T.		
			1	2	3	4	5	1	2	3	4	5			
1	Masso	MB	5	6	5	5		4	3	4	1				12
5	Iglesias	S													
6	Marti	OH													
7	Garcia (L)	L		L	L	L	L								
9	Gonzalez	OP	3	4	3	3		9	2	3	4				18
10	Gutierrez	OP	4	5	4	4		1	1	1	2				5
11	Taboada	S	6	1	6	6			1						1
14	Goide	S	17	1	17	17									
17	Contreras	MB	2	3	2	2									
18	Lopez (C)	OH	1	2	1	1		4	6	6	4				20
24	Gorguet	OH													
25	Chirino	S	1	17											
<b>Coach:</b> Jesus Angel Cruz Lopez															
<b>Assistant:</b> Muñoz Perez Yosvany															

### TEAMS AND PLAYERS PERFORMANCES

Won Points	Total Atts	No	Name
<b>50</b>	<b>92</b>	<b>Total Team</b>	
19	33	12	Lima B.
14	26	7	Conte
9	20	10	Zelayeta
<b>13</b>	<b>52</b>	<b>Total Team</b>	
6	20	18	Maciel
5	11	12	Lima B.
2	10	7	Conte
<b>3</b>	<b>95</b>	<b>Total Team</b>	
1	5	2	Richards
1	23	8	Gonzalez
1	12	18	Maciel
<b>30</b>		<b>Total Team</b>	
<b>96</b>	<b>239</b>	<b>Total Team</b>	
24	56	12	Lima B.
16	55	7	Conte
10	37	18	Maciel

Scoring Skills
<b>Attack</b>
<b>Block</b>
<b>Serve</b>
<b>Opp. error</b>
<b>Total</b>
<b>Best scorers</b>

Won Points	Total Atts	No	Name
<b>47</b>	<b>106</b>	<b>Total Team</b>	
18	38	9	Gonzalez
18	33	18	Lopez
8	12	1	Masso
<b>7</b>	<b>44</b>	<b>Total Team</b>	
4	11	1	Masso
2	10	10	Gutierrez
1	5	11	Taboada
<b>2</b>	<b>84</b>	<b>Total Team</b>	
2	17	18	Lopez
0	8	1	Masso
0	0	5	Iglesias
<b>27</b>		<b>Total Team</b>	
<b>83</b>	<b>234</b>	<b>Total Team</b>	
20	54	18	Lopez
18	56	9	Gonzalez
12	31	1	Masso

■ Starting line-up with position    Atts = Attempts    (C) = Captain    MB = Middle blocker    S = Setter  
 □ Substitute with shirt number    Opp. = Opponent    (L) / L = Libero    OP = Opposite    OH = Outside Hitter

**Match:** 18    **Date:** 03/11/2023    **Spectators:** 8,500  
**City:** Santiago de Chile  
**Hall:** Arena Parque O'Higgins  
**Match duration:** **Start:** 20:30    **End:** 21:46    **Total:** 1:16

Teams	Sets	1	2	3	4	5	Total
<b>BRA</b>	<b>3</b>	26	25	25			76
<b>COL</b>	<b>0</b>	24	18	15			57
<b>Duration:</b>		0:26	0:24	0:20			1:10

**Referees:** 1st: Jose Alejandro Muñoz Hernandez (CHI) 2nd: Jose Beltre Dias (DOM)

BRA - Brazil										COL - Colombia																		
No	Name	Pos.	Line-up					Points by set					T.	No	Name	Pos.	Line-up					Points by set					T.	
			1	2	3	4	5	1	2	3	4	5					1	2	3	4	5							
3	Judson	MB	2	2	2			5	2	3				10	1	Ramos R (L)	L	L	L									
4	Otávio (C)	MB	5	5	5			2	2	2				6	3	Estupiñan	MB		23									
5	Matheus G.	S	6	6	6					1			1	5	Ruiz	OH												
6	Adriano	OH	1	1	1			1	3	3			7	7	Piza	OH	5	3	5			2	5	2		9		
7	Thiery	MB													8	Mejia L (C)	MB	3	4	3			1	1	1	3		
8	Honorato	OH	4	4	4			3	3	3			9	9	Caicedo	OH	12	6	2			2	2		4			
11	Thiago	S			18										10	Irrahondo	OP	1	2	4			6	5	2	13		
14	Maicon	OH	8												12	Medina	OH	2	8	9			1		1	2		
15	Maique (L)	L	L	L	L										13	Jc Ambuila	S	4	5	1			1			1		
18	Darlan	OP	3	3	3			7	5	6			18	18	Cuello	OP		13	13			1	1			2		
19	Roque	OP	5	5	5										19	Mesa	S	23	10	10								
20	L. Bergmann	OH													23	Apoza D.	MB	6	1	6			1			1		
<b>Coach:</b> Giuliano Ribas										<b>Coach:</b> Jorge Augusto Schmidt																		
<b>Assistant:</b> Tabach Ricardo										<b>Assistant:</b> Osorio Arboleda Carlos Felipe																		

### TEAMS AND PLAYERS PERFORMANCES

Won Points	Total Atts	No	Name	Scoring Skills	Won Points	Total Atts	No	Name
<b>43</b>	<b>70</b>	<b>Total Team</b>		<b>Attack</b>	<b>31</b>	<b>71</b>	<b>Total Team</b>	
16	26	18	Darlan		13	30	10	Irrahondo
8	11	3	Judson		8	21	7	Piza
8	15	8	Honorato		4	5	9	Caicedo
<b>4</b>	<b>38</b>	<b>Total Team</b>		<b>Block</b>	<b>4</b>	<b>37</b>	<b>Total Team</b>	
1	12	3	Judson		1	4	7	Piza
1	2	5	Matheus G.		1	16	8	Mejia L
1	4	6	Adriano		1	3	12	Medina
<b>4</b>	<b>73</b>	<b>Total Team</b>		<b>Serve</b>	<b>0</b>	<b>59</b>	<b>Total Team</b>	
1	15	3	Judson		0	0	1	Ramos R
1	10	4	Otávio		0	1	3	Estupiñan
1	12	8	Honorato		0	0	5	Ruiz
<b>24</b>		<b>Total Team</b>		<b>Opp. error Total</b>	<b>22</b>		<b>Total Team</b>	
<b>75</b>	<b>181</b>	<b>Total Team</b>			<b>57</b>	<b>167</b>	<b>Total Team</b>	
18	46	18	Darlan	<b>Best scorers</b>	13	40	10	Irrahondo
10	38	3	Judson		9	33	7	Piza
9	30	8	Honorato		4	12	9	Caicedo

■ Starting line-up with position    Atts = Attempts    (C) = Captain    MB = Middle blocker    S = Setter  
 □ Substitute with shirt number    Opp. = Opponent    (L) / L = Libero    OP = Opposite    OH = Outside Hitter





## Best Scorers

Rk	No	Name	Pos.	Team	Attack	Block	Serve	Total
1	5	Parraguire Vicente	OH	CHI	100	7	6	113
2	18	Lopez Castro Miguel Angel	OH	CUB	86	8	14	108
3	19	Cruz Cepin Hector Alexis	OH	DOM	70	9	3	82
4	18	Ferreira Souza Darlan	OP	BRA	66	4	10	80
5	14	Vargas Pelegrin	OH	PUR	71	3	4	78
6	10	Larrahondo Gustavo	OP	COL	61	6	8	75
	16	Ellis Carballo Jamal	OP	PUR	69	5	1	75
8	9	Bonacic Dusan	OH	CHI	66	4	3	73
9	9	Gonzalez Rodriguez Alejandro Miguel	OP	CUB	59	6	2	67
10	12	Lima Bruno	OP	ARG	57	7	0	64
	4	Hernandez Wilfrido	OH	DOM	61	1	2	64
12	12	Fuentes Rascon Mauro Isaac	OH	MEX	56	4	1	61
13	19	Hernandez Baca Luis David	OP	MEX	54	2	4	60
14	10	Gutierrez Suarez Miguel David	OP	CUB	51	4	4	59
15	7	Conte Facundo	OH	ARG	45	7	3	55
	1	Tapia Santana Henry Omar	OP	DOM	51	3	1	55
17	1	Masso Alvarez Jose Israel	MB	CUB	35	15	3	53
18	7	Piza Hernandez Andres Felipe	OH	COL	38	7	5	50
19	10	Zelayeta Mauro	OH	ARG	43	1	1	45
20	6	Gago Murtagh Tomas	MB	CHI	37	7	0	44
21	3	Nunes da Cunha Jr Judson Amabel	MB	BRA	30	8	3	41
22	18	Maciel Gustavo	MB	ARG	23	13	3	39
23	8	Honorato Henrique Dantas Nóbrega	OH	BRA	29	3	5	37
	8	Mejia Leandro	MB	COL	27	10	0	37
	19	Lopez Kevin	OH	PUR	32	2	3	37
26	6	Fernandes P.X.Cavalcante Adriano	OH	BRA	30	3	3	36
	15	Rodriguez Jonathan	MB	PUR	27	8	1	36
28	4	Parraguire Tomas	OP	CHI	30	1	3	34
	23	Aponza Carabali Daniel	MB	COL	25	8	1	34
30	17	Contreras Acosta Jakdiel	MB	CUB	19	10	1	30
31	4	Rodrigues Pinto Otávio Henrique	MB	BRA	14	8	5	27
	3	Hoyos Omar	OH	PUR	27	0	0	27
	17	Alomar Ismael	MB	PUR	18	9	0	27
34	15	Rosario Adames Luther Hadasher	MB	DOM	16	6	3	25
	9	Tellez Rodriguez Axel Manuel	MB	MEX	16	6	3	25
36	2	Hernández Cabrera Jorge Ariel	OH	MEX	20	3	1	24
37	11	Jadue Matias	OH	CHI	17	2	2	21
38	5	Parra Valenzuela Victor Manuel	MB	MEX	11	7	2	20
39	9	Caicedo Jharold	OH	COL	16	3	0	19
40	6	Gonzalez Marti Yusniel	OH	CUB	11	5	0	16
41	20	Soria Sergio	MB	ARG	12	2	1	15
	3	Araya Gabriel	MB	CHI	7	6	2	15
	16	Valenzuela Vicente	MB	CHI	12	3	0	15
44	6	Rodriguez Kevin Joel	S	PUR	7	3	4	14
45	11	Taboada Diaz Lyvan	S	CUB	3	7	2	12
46	12	Medina Daniel	OH	COL	10	1	0	11
	18	Ortiz Valdez Moises Alexander	MB	DOM	3	7	1	11
48	25	Balague Manuel	OP	ARG	6	1	3	10
	8	Lopez Capellan Henry Antonio	OH	DOM	8	1	1	10
	96	Garcia Resendiz Miguel Angel	S	MEX	3	3	4	10
<b>Total tournament</b>					1,739	279	148	2,166



## Best Attackers

Limit: 15.00%

Rk	No	Name	Pos.	Team	Attacks	Faults	Shots	Total Attempts	Succ. %
1	3	Nunes da Cunha Jr Judson Amabel	MB	BRA	30	5	12	47	63.83
2	18	Ferreira Souza Darlan	OP	BRA	66	21	26	113	58.41
3	8	Honorato Henrique Dantas Nóbrega	OH	BRA	29	7	15	51	56.86
4	10	Zelayeta Mauro	OH	ARG	43	11	23	77	55.84
5	12	Lima Bruno	OP	ARG	57	12	34	103	55.34
6	18	Lopez Castro Miguel Angel	OH	CUB	86	27	51	164	52.44
7	9	Gonzalez Rodriguez Alejandro Miguel	OP	CUB	59	32	26	117	50.43
8	14	Vargas Pelegrin	OH	PUR	71	21	50	142	50.00
9	5	Parraguire Vicente	OH	CHI	100	31	72	203	49.26
10	4	Hernandez Wilfrido	OH	DOM	61	16	47	124	49.19
<b>Total tournament</b>					1,739	587	1,285	3,611	48.16



## Best Blockers

Rk	No	Name	Pos.	Team	Kill Blocks	Faults	Rebounds	Total Attempts	Avg. by set
1	18	Maciel Gustavo	MB	ARG	13	23	21	57	0.93
2	1	Masso Alvarez Jose Israel	MB	CUB	15	29	26	70	0.68
3	8	Mejia Leandro	MB	COL	10	34	16	60	0.63
4	3	Nunes da Cunha Jr Judson Amabel	MB	BRA	8	19	18	45	0.57
	4	Rodrigues Pinto Otávio Henrique	MB	BRA	8	18	20	46	0.57
6	19	Cruz Cepin Hector Alexis	OH	DOM	9	12	11	32	0.53
7	7	Conte Facundo	OH	ARG	7	9	6	22	0.50
	12	Lima Bruno	OP	ARG	7	13	5	25	0.50
	23	Aponza Carabali Daniel	MB	COL	8	29	12	49	0.50
10	17	Contreras Acosta Jakdiel	MB	CUB	10	27	22	59	0.45
<b>Total tournament</b>					279	751	559	1,589	1.99



## Best Servers

Rk	No	Name	Pos.	Team	Aces	Faults	Serve Hits	Total Attempts	Avg. by set
1	18	Ferreira Souza Darlan	OP	BRA	10	18	27	55	0.71
2	18	Lopez Castro Miguel Angel	OH	CUB	14	22	57	93	0.64
3	10	Larrahondo Gustavo	OP	COL	8	18	44	70	0.50
4	4	Rodrigues Pinto Otávio Henrique	MB	BRA	5	9	35	49	0.36
	8	Honorato Henrique Dantas Nóbrega	OH	BRA	5	10	42	57	0.36
6	7	Piza Hernandez Andres Felipe	OH	COL	5	15	40	60	0.31
7	5	Parraguire Vicente	OH	CHI	6	31	38	75	0.30
8	19	Hernandez Baca Luis David	OP	MEX	4	14	31	49	0.25
	96	Garcia Resendiz Miguel Angel	S	MEX	4	5	46	55	0.25
10	7	Conte Facundo	OH	ARG	3	12	38	53	0.21
<b>Total tournament</b>					148	563	2,401	3,112	1.06





## Best Diggers

Rk	No	Name	Pos.	Team	Digs	Faults	Receptions	Total Attempts	Avg. by set
1	5	Mieses Feliz Enger Miguel	L	DOM	69	27	1	97	4.06
2	3	Bravo Moreno Hiram Said	L	MEX	61	10	7	78	3.81
3	7	Garcia Alvarez Yonder Roman	L	CUB	76	17	2	95	3.45
4	17	Bravo Jaime	L	CHI	66	28	4	98	3.30
5	4	Cabrera Rivera Arnel	L	PUR	67	14	9	90	3.19
6	1	Ramos Lemos Roosvuel Riol	L	COL	51	22	2	75	3.19
7	5	Scarpa Tobias	L	ARG	40	11	7	58	2.86
	15	Nascimento Maique Reis	L	BRA	40	12	4	56	2.86
9	9	Bonacic Dusan	OH	CHI	44	13	8	65	2.20
10	10	Zelayeta Mauro	OH	ARG	27	7	5	39	1.93
<b>Total tournament</b>					1,359	509	186	2,054	9.71



## Best Setters

Rk	No	Name	Pos.	Team	Running Sets	Faults	Still Sets	Total Attempts	Avg. by set
1	11	Taboada Diaz Lyvan	S	CUB	81	3	372	456	3.68
2	5	Gonçalves Matheus Silva	S	BRA	46	2	205	253	3.29
3	8	González Demián Javier	S	ARG	40	0	229	269	2.86
4	13	Ambuila Juan Camilo	S	COL	28	4	302	334	1.75
5	96	Garcia Resendiz Miguel Angel	S	MEX	24	4	321	349	1.50
6	12	Arredondo Severino Francisco Argelis	S	DOM	19	2	375	396	1.12
7	6	Rodriguez Kevin Joel	S	PUR	21	4	337	362	1.00
8	8	Albornoz Sebastian	S	CHI	13	1	440	454	0.65
9	1	Garcia Howard	S	PUR	8	1	89	98	0.38
10	1	Villarreal Soltau Esteban	S	CHI	5	0	40	45	0.25
<b>Total tournament</b>					292	39	3,265	3,596	2.09



## Best Receivers

Limit: 20.00%

Rk	No	Name	Pos.	Team	Excellents	Faults	Serve Receptions	Total Attempts	Eff. %
1	15	Nascimento Maique Reis	L	BRA	38	1	13	52	71.15
2	7	Conte Facundo	OH	ARG	65	4	22	91	67.03
3	10	Zelayeta Mauro	OH	ARG	43	1	23	67	62.69
4	8	Honorato Henrique Dantas Nóbrega	OH	BRA	41	2	21	64	60.94
5	5	Mieses Feliz Enger Miguel	L	DOM	68	4	34	106	60.38
6	9	Bonacic Dusan	OH	CHI	87	5	50	142	57.75
7	4	Hernandez Wilfrido	OH	DOM	71	11	26	108	55.56
8	7	Garcia Alvarez Yonder Roman	L	CUB	69	10	28	107	55.14
9	18	Lopez Castro Miguel Angel	OH	CUB	78	2	60	140	54.29
10	3	Bravo Moreno Hiram Said	L	MEX	55	4	35	94	54.26
<b>Total tournament</b>					1,392	148	1,008	2,548	48.82



## Best Liberos

Rk	No	Name	Pos.	Team	Excellents	Faults	In Play	Total Attempts	Avg. by set
1	5	Mieses Feliz Enger Miguel	L	DOM	137	31	35	203	8.06
2	3	Bravo Moreno Hiram Said	L	MEX	116	14	42	172	7.25
3	7	Garcia Alvarez Yonder Roman	L	CUB	145	27	30	202	6.59
4	4	Cabrera Rivera Arnel	L	PUR	137	22	48	207	6.52
5	15	Nascimento Maique Reis	L	BRA	78	13	17	108	5.57
6	1	Ramos Lemos Roosvuel Riol	L	COL	89	29	39	157	5.56
7	5	Scarpa Tobias	L	ARG	77	15	30	122	5.50
	17	Bravo Jaime	L	CHI	110	31	58	199	5.50
<b>Total tournament</b>					889	182	299	1,370	6.35





## Best Scorers

Rk	Team	Attack	Block	Serve	Total
1	CUB Cuba	264	55	28	347
2	CHI Chile	276	32	18	326
3	PUR Puerto Rico	256	31	14	301
4	DOM Dominican Republic	215	35	13	263
5	ARG Argentina	192	33	15	240
6	COL Colombia	185	37	16	238
7	BRA Brazil	175	29	29	233
8	MEX Mexico	176	27	15	218
<b>Total tournament</b>		<b>1,739</b>	<b>279</b>	<b>148</b>	<b>2,166</b>



## Best Attackers

Limit: 15.00%

Rk	Team	Attacks	Faults	Shots	Total Attempts	Succ. %
1	BRA Brazil	175	45	92	312	56.09
2	ARG Argentina	192	38	122	352	54.55
3	CUB Cuba	264	101	172	537	49.16
4	CHI Chile	276	91	214	581	47.50
5	PUR Puerto Rico	256	95	190	541	47.32
6	DOM Dominican Republic	215	69	186	470	45.74
7	COL Colombia	185	66	154	405	45.68
8	MEX Mexico	176	82	155	413	42.62
<b>Total tournament</b>		<b>1,739</b>	<b>587</b>	<b>1,285</b>	<b>3,611</b>	<b>48.16</b>



## Best Blockers

Rk	Team	Kill Blocks	Faults	Rebounds	Total Attempts	Avg. by set
1	CUB Cuba	55	107	84	246	2.50
2	ARG Argentina	33	80	54	167	2.36
3	COL Colombia	37	101	58	196	2.31
4	BRA Brazil	29	68	60	157	2.07
5	DOM Dominican Republic	35	89	74	198	2.06
6	MEX Mexico	27	73	65	165	1.69
7	CHI Chile	32	107	79	218	1.60
8	PUR Puerto Rico	31	126	85	242	1.48
<b>Total tournament</b>		<b>279</b>	<b>751</b>	<b>559</b>	<b>1,589</b>	<b>1.99</b>



## Best Servers

Rk	Team	Aces	Faults	Serve Hits	Total Attempts	Avg. by set
1	BRA Brazil	29	59	241	329	2.07
2	CUB Cuba	28	113	333	474	1.27
3	ARG Argentina	15	68	258	341	1.07
4	COL Colombia	16	66	265	347	1.00
5	MEX Mexico	15	61	263	339	0.94
6	CHI Chile	18	81	350	449	0.90
7	DOM Dominican Republic	13	51	313	377	0.76
8	PUR Puerto Rico	14	64	378	456	0.67
<b>Total tournament</b>		148	563	2,401	3,112	1.06



## Best Diggers

Rk	Team	Digs	Faults	Receptions	Total Attempts	Avg. by set
1	DOM Dominican Republic	187	90	18	295	11.00
2	CHI Chile	216	87	29	332	10.80
3	ARG Argentina	137	43	22	202	9.79
4	PUR Puerto Rico	201	77	26	304	9.57
5	MEX Mexico	153	64	29	246	9.56
6	COL Colombia	145	55	18	218	9.06
7	BRA Brazil	125	39	19	183	8.93
8	CUB Cuba	195	54	25	274	8.86
<b>Total tournament</b>		1,359	509	186	2,054	9.71



## Best Setters

Rk	Team	Running Sets	Faults	Still Sets	Total Attempts	Avg. by set
1	CUB Cuba	81	6	456	543	3.68
2	BRA Brazil	48	6	261	315	3.43
3	ARG Argentina	43	1	305	349	3.07
4	COL Colombia	28	4	367	399	1.75
5	MEX Mexico	26	4	385	415	1.63
6	PUR Puerto Rico	29	10	498	537	1.38
7	DOM Dominican Republic	19	6	446	471	1.12
8	CHI Chile	18	2	547	567	0.90
<b>Total tournament</b>		292	39	3,265	3,596	2.09





## Best Receivers

Limit: 20.00%

Rk	Team	Excellents	Faults	Serve Receptions	Total Attempts	Eff. %
1	ARG Argentina	152	11	76	239	59.00
2	DOM Dominican Republic	200	20	104	324	55.56
3	BRA Brazil	123	9	74	206	55.34
4	CHI Chile	209	13	171	393	49.87
5	CUB Cuba	217	23	153	393	49.36
6	MEX Mexico	151	17	129	297	45.12
7	PUR Puerto Rico	194	26	169	389	43.19
8	COL Colombia	146	29	132	307	38.11
<b>Total tournament</b>		1,392	148	1,008	2,548	48.82



## Best Liberos

Rk	Team	Excellents	Faults	In Play	Total Attempts	Avg. by set
1	DOM Dominican Republic	137	31	35	203	8.06
2	MEX Mexico	116	14	42	172	7.25
3	CUB Cuba	145	27	30	202	6.59
4	PUR Puerto Rico	137	22	48	207	6.52
5	BRA Brazil	78	13	17	108	5.57
6	COL Colombia	89	29	39	157	5.56
7	ARG Argentina	77	15	30	122	5.50
	CHI Chile	110	31	58	199	5.50
<b>Total tournament</b>		889	182	299	1,370	6.35

# VOLLEYBALL

## MEN'S



# Santiago

# 2023

## Juegos PanAm | ParapanAm

# Bulletin No 7

Saturday, November 4<sup>th</sup> 2023





# VOLLEYBALL MEN'S

Santiago  
2023  
Juegos PanAm | ParapanAm

## FINAL RANKING

1. BRAZIL  
2. ARGENTINA  
3. COLOMBIA  
4. CUBA 
5. DOMINICAN REPUBLIC 
6. MEXICO 
7. CHILE 
8. PUERTO RICO 



# VOLLEYBALL MEN'S

## INDIVIDUAL AWARDS

Santiago  
2023  
Juegos PanAm | ParapanAm



MVP



No 8 Henrique Honorato



1<sup>st</sup> BEST SPIKER

No 18 Miguel Lopez



2<sup>nd</sup> BEST SPIKER

No 10 Mauro Zelayeta




1<sup>st</sup> BEST BLOCKER

No 8 Leandro Mejia



2<sup>nd</sup> BEST BLOCKER

No 18 Gustavo Maciel



BEST SETTER

No 5 Gonçalves Matheus



BEST DIGGER

No 5 Enger Mieses



BEST LIBERO

No 5 Enger Mieses



BEST RECEIVER

No 15 Nascimento Maique



BEST OPPOSITE

No 18 Darlan Ferreira



BEST SERVER

No 18 Darlan Pereira



BEST SCORER

No 18 Miguel Lopez





**Calendario y Formato de Competencia Rama Masculina / Competition Format and Match Schedule Men Comp.**

GROUP-A													
No.	Date	Time	Teams			Set	1	2	3	4	5	Total	Time
1	30-oct	10:30	BRA	vs	COL	3-0	25-20	25-17	25-10				01:19
2	30-oct	13:30	CUB	vs	MEX	3-2	25-20	24-26	19-25	27-25	15-10	110-106	02:07
5	31-oct	10:30	CUB	vs	COL	3-0	25-22	25-23	25-23			75-68	01:24
6	31-oct	13:30	BRA	vs	MEX	3-0	25-13	25-15	25-20			75-48	01:13
9	01-nov	10:30	BRA	vs	CUB	3-2	25-23	25-16	18-25	25-26	18-16	111-107	01:59
10	01-nov	13:30	MEX	vs	COL	0-3	23-25	23-25	19-25			75-65	01:18
GROUP-B													
No.	Date	Time	Teams			Set	1	2	3	4	5	Total	Time
3	30-oct	17:30	ARG	vs	PUR	3-0	25-23	26-24	25-15			76-62	01:20
4	30-oct	20:30	CHI	vs	DOM	3-1	25-20	21-25	25-22	25-21		96-88	01:57
7	31-oct	17:30	ARG	vs	DOM	3-1	20-25	30-28	25-17	25-20		100-90	01:55
8	31-oct	20:30	CHI	vs	PUR	3-1	26-28	25-18	25-21	25-23		101-90	02:00
11	01-nov	17:30	PUR	vs	DOM	3-1	25-23	18-25	25-19	25-20		93-87	01:44
12	01-nov	20:30	CHI	vs	ARG	0-0	15-25	20-25	21-25			56-75	01:10
QUATERFINALS													
No.	Date	Time	Teams			Set	1	2	3	4	5	Total	Time
13	02-nov	10:30	2ND B CHI	vs	3RD A COL	1-3	20-25	25-21	19-25	23-25		87-96	01:52
14	02-nov	13:30	2ND A CUB	vs	3RD B PUR	3-2	25-16	25-21	13-25	22-25	15-11	100-98	1:45
CLASSIFICATION 5/8													
No.	Date	Time	Teams			Set	1	2	3	4	5	Total	Time
15	03-nov	10:30	4TH B DOM	vs	LOOSER OF M13 OR (M14) CHI	3-2	22-25	25-19	21-25	26-24	16-14	110-107	2:11
16	03-nov	13:30	4TH A MEX	vs	LOOSER OF M14 OR (M13) PUR	3-2	25-21	22-25	25-21	28-30	16-14	116-111	2:09
SEMIFINALS													
No.	Date	Time	Teams			Set	1	2	3	4	5	Total	Time
17	03-nov	17:30	1st. B ARG	vs	WINNER OF M14 CUB	3-1	21-25	25-22	25-18	25-18		96-83	1:33
18	03-nov	20:30	1st. A BRA	vs	WINNER OF M13 COL	3-0	26-24	25-18	25-15			76-57	1:10
FINAL CLASSIFICATION 7/8													
No.	Date	Time	Teams			Set	1	2	3	4	5	Total	Time
19	04-nov	10:00	LOOSER OF M15 CHI	vs	LOOSER OF M16 PUR	3-0	25-22	25-15	25-18			75-55	1:16
FINAL CLASSIFICATION 5/6													
No.	Date	Time	Teams			Set	1	2	3	4	5	Total	Time
20	04-nov	13:00	WINNER OF M15 DOM	vs	WINNER OF M16 MEX	3-1	31-33	25-22	25-18	25-22		106-95	1:56
FINALS													
No.	Date	Time	Teams			Set	1	2	3	4	5	Total	Time
21	04-nov	17:00	LOSER OF M17 CUB	vs	LOSER OF M18 COL	1-3		30-32	25-15	27-29	17-25	99-101	1:46
22	04-nov	20:00	WINNER OF M17 ARG	vs	WINNER OF M18 BRA	0-3		23-25	13-25	22-25		58-75	1:18

**FINAL STANDING**

- 1  Brazil
- 2  Argentina
- 3  Colombia
- 4  Cuba
- 5  Dominican Republic
- 6  Mexico
- 7  Chile
- 8  Puerto Rico

**MATCHES RESULTS**
**Pool A**

No	Date	Teams	Set	Result per set (points)					Total Points	Duration	Spectators
				1	2	3	4	5			
1	30-Oct-2023	BRA - COL	3-0	25-20	25-17	25-10			75-47	1:19	9314
2	30-Oct-2023	CUB - MEX	3-2	25-20	24-26	19-25	27-25	15-10	110-106	2:07	9314
5	31-Oct-2023	CUB - COL	3-0	25-22	25-23	25-23			75-68	1:24	8814
6	31-Oct-2023	BRA - MEX	3-0	25-13	25-15	25-20			75-48	1:13	8814
9	01-Nov-2023	BRA - CUB	3-2	25-23	25-16	18-25	25-27	18-16	111-107	2:11	10000
10	01-Nov-2023	MEX - COL	0-3	23-25	23-25	19-25			65-75	1:28	6000

**Pool B**

No	Date	Teams	Set	Result per set (points)					Total Points	Duration	Spectators
				1	2	3	4	5			
3	30-Oct-2023	ARG - PUR	3-0	25-23	26-24	25-15			76-62	1:20	9752
4	30-Oct-2023	CHI - DOM	3-1	25-20	21-25	25-22	25-21		96-88	1:57	9752
7	31-Oct-2023	ARG - DOM	3-1	20-25	30-28	25-17	25-20		100-90	1:55	10000
8	31-Oct-2023	CHI - PUR	3-1	26-28	25-18	25-21	25-23		101-90	2:00	10000
11	01-Nov-2023	PUR - DOM	3-1	25-23	18-25	25-19	25-20		93-87	1:55	9100
12	01-Nov-2023	CHI - ARG	0-3	15-25	20-25	21-25			56-75	1:19	10000

**Quarterfinals**

No	Date	Teams	Set	Result per set (points)					Total Points	Duration	Spectators
				1	2	3	4	5			
13	02-Nov-2023	CHI - COL	1-3	20-25	25-21	19-25	23-25		87-96	2:01	9800
14	02-Nov-2023	CUB - PUR	3-2	25-16	25-21	13-25	22-25	15-11	100-98	1:57	4000



### Classification 5-8

No	Date	Teams	Set	Result per set (points)					Total Points	Duration	Spectators
				1	2	3	4	5			
15	03-Nov-2023	DOM - CHI	3-2	22-25	25-19	21-25	26-24	16-14	110-107	2:23	6500
16	03-Nov-2023	MEX - PUR	3-2	25-21	22-25	25-21	28-30	16-14	116-111	2:21	3000

### Semifinals

No	Date	Teams	Set	Result per set (points)					Total Points	Duration	Spectators
				1	2	3	4	5			
17	03-Nov-2023	ARG - CUB	3-1	21-25	25-22	25-18	25-18		96-83	1:42	6200
18	03-Nov-2023	BRA - COL	3-0	26-24	25-18	25-15			76-57	1:16	8500

### Final 7-8

No	Date	Teams	Set	Result per set (points)					Total Points	Duration	Spectators
				1	2	3	4	5			
19	04-Nov-2023	CHI - PUR	3-0	25-22	25-15	25-18			75-55	1:22	9000

### Final 5-6

No	Date	Teams	Set	Result per set (points)					Total Points	Duration	Spectators
				1	2	3	4	5			
20	04-Nov-2023	DOM - MEX	3-1	31-33	25-22	25-18	25-22		106-95	2:05	5000

### Final 3-4

No	Date	Teams	Set	Result per set (points)					Total Points	Duration	Spectators
				1	2	3	4	5			
21	04-Nov-2023	CUB - COL	1-3	30-32	25-15	27-29	17-25		99-101	1:59	10000

### Final 1-2

No	Date	Teams	Set	Result per set (points)					Total Points	Duration	Spectators
				1	2	3	4	5			
22	04-Nov-2023	ARG - BRA	0-3	23-25	13-25	22-25			58-75	1:24	10000

## TEAM RANKING

## Pool A

Rk	Code	Team	Matches				Pts	Results details						Sets			Points		
			W	L	T	3-0		3-1	3-2	2-3	1-3	0-3	W	L	Ratio	W	L	Ratio	
1	BRA	Brazil	3	0	3	13	2	0	1	0	0	0	9	2	4.500	261	202	1.292	
2	CUB	Cuba	2	1	3	10	1	0	1	1	0	0	8	5	1.600	292	285	1.024	
3	COL	Colombia	1	2	3	5	1	0	0	0	0	2	3	6	0.500	190	215	0.883	
4	MEX	Mexico	0	3	3	2	0	0	0	1	0	2	2	9	0.222	219	260	0.842	

## Pool B

Rk	Code	Team	Matches				Pts	Results details						Sets			Points		
			W	L	T	3-0		3-1	3-2	2-3	1-3	0-3	W	L	Ratio	W	L	Ratio	
1	ARG	Argentina	3	0	3	14	2	1	0	0	0	0	9	1	9.000	251	208	1.206	
2	CHI	Chile	2	1	3	8	0	2	0	0	0	1	6	5	1.200	253	253	1.000	
3	PUR	Puerto Rico	1	2	3	5	0	1	0	0	1	1	4	7	0.571	245	264	0.928	
4	DOM	Dominican Republic	0	3	3	3	0	0	0	0	3	0	3	9	0.333	265	289	0.916	



**Match:** 19    **Date:** 04/11/2023    **Spectators:** 9,000  
**City:** Santiago de Chile  
**Hall:** Arena Parque O'Higgins  
**Match duration:** **Start:** 10:00    **End:** 11:22    **Total:** 1:22

Teams	Sets	1	2	3	4	5	Total
<b>CHI</b>	<b>3</b>	25	25	25			75
<b>PUR</b>	<b>0</b>	22	15	18			55
<b>Duration:</b>		0:27	0:24	0:25			1:16

**Referees:** 1st: Ricardo Borroto Iglesias (CUB) 2nd: Walda Ioanna Maldonado Lam (GUA)

CHI - Chile														
No	Name	Pos.	Line-up					Points by set					T.	
			1	2	3	4	5	1	2	3	4	5		
1	Villarreal	S	4	4	4									
2	Ibarra	OH												
3	Araya	MB												
4	T. Parraguirre	OP	3	4	3		6	6					12	
5	Parraguirre	OH	4	5	4		2	4	5				11	
6	Gago	MB	5	6	5		3	2	3				8	
8	Albornoz S.	S	6	1	6				1				1	
9	Bonacic (C)	OH	1	2	1		3	4	5				12	
10	Mardones	MB												
11	Jadue	OH	8	8	8		1	1	1				3	
16	Valenzuela	MB	2	3	2		2	2	3				7	
17	Bravo (L)	L	L	L	L									

**Coach:** DANIEL RUBEN NEJAMKIN  
**Assistant:** Ivan Villareal Barahona

PUR - Puerto Rico														
No	Name	Pos.	Line-up					Points by set					T.	
			1	2	3	4	5	1	2	3	4	5		
1	Garcia	S	1	6	16									
3	Hoyos	OH	19	14					1	2			3	
4	Cabrera (L)	L	L	L	L									
6	Rodriguez	S	16	1	5									
13	Torres	OP	1	16	6					2	2		4	
14	Vargas (C)	OH	2	1	6				5	2			7	
15	Rodriguez	MB	6	5	4				3	2	4		9	
16	Ellis	OP	4	3	2				6	2	2		10	
17	Alomar	MB	3											
19	Lopez	OH	5	4					2				2	
21	Figueroa	MB	17	2	1				1	1			2	
25	Feliciano	OH	14	3					1	3			4	

**Coach:** Oswald Antonetti Cameron  
**Assistant:** Torres Rosario Alberto Jamille

**TEAMS AND PLAYERS PERFORMANCES**

Won Points	Total Atts	No	Name
<b>41</b>	<b>83</b>	<b>Total Team</b>	
11	25	9	Bonacic
10	22	4	T. Parraguirre
9	16	5	Parraguirre
<b>13</b>	<b>44</b>	<b>Total Team</b>	
3	12	16	Valenzuela
2	6	4	T. Parraguirre
2	7	5	Parraguirre
<b>0</b>	<b>74</b>	<b>Total Team</b>	
0	3	1	Villarreal
0	0	2	Ibarra
0	0	3	Araya
<b>21</b>		<b>Total Team</b>	
<b>75</b>	<b>201</b>	<b>Total Team</b>	

Scoring Skills
<b>Attack</b>
<b>Block</b>
<b>Serve</b>
<b>Opp. error</b>
<b>Total</b>
<b>Best scorers</b>

Won Points	Total Atts	No	Name
<b>38</b>	<b>102</b>	<b>Total Team</b>	
9	28	16	Ellis
8	14	15	Rodriguez
7	16	14	Vargas
<b>3</b>	<b>32</b>	<b>Total Team</b>	
1	6	15	Rodriguez
1	5	16	Ellis
1	7	21	Figueroa
<b>0</b>	<b>56</b>	<b>Total Team</b>	
0	4	1	Garcia
0	2	3	Hoyos
0	0	4	Cabrera
<b>14</b>		<b>Total Team</b>	
<b>55</b>	<b>190</b>	<b>Total Team</b>	
10	40	16	Ellis
9	30	15	Rodriguez
7	23	14	Vargas

■ Starting line-up with position    Atts = Attempts    (C) = Captain    MB = Middle blocker    S = Setter  
 □ Substitute with shirt number    Opp. = Opponent    (L) / L = Libero    OP = Opposite    OH = Outside Hitter

**Match:** 20    **Date:** 04/11/2023    **Spectators:** 5,000  
**City:** Santiago de Chile  
**Hall:** Arena Parque O'Higgins  
**Match duration:** **Start:** 13:00    **End:** 15:05    **Total:** 2:05

Teams	Sets	1	2	3	4	5	Total
<b>DOM</b>	<b>3</b>	31	25	25	25		106
<b>MEX</b>	<b>1</b>	33	22	18	22		95
<b>Duration:</b>		0:36	0:27	0:24	0:29		1:56

**Referees:** 1st: Juan F. Rivera (PUR) 2nd: Silvio Silveira (BRA)

DOM - Dominican Republic															
No	Name	Pos.	Line-up					Points by set					T.		
			1	2	3	4	5	1	2	3	4	5			
1	Tapia (C)	OP	4												
4	Hernandez	OH	5	5	5	5	5	3	6	4					18
5	Mieses (L)	L	L	L	L	L									
6	Figueroa	OP	1												4
7	J.J.	S	18	12	12										
8	Lopez	OH		2	2	2					2	3	5		10
10	Toribio	OH													
12	Arredondo	S	1	1	1	1					1	1			2
13	Burgos	MB		18	3	3					1	1	1		3
15	Rosario	MB	6	6	6	6					2	3			5
18	Ortiz	MB	3	3							2				2
19	Cruz	OH	2	4	4	4					7	7	4	7	25

**Coach:** Jose Gutierrez Sanchez  
**Assistant:** Mañon Torres José Dante Aristides

MEX - Mexico																
No	Name	Pos.	Line-up					Points by set					T.			
			1	2	3	4	5	1	2	3	4	5				
2	Hernandez	OH	4	4	4	4					3	2	2	2		9
3	Bravo (C) (L)	L	L	L	L	L										
5	Parra	MB	2	2	2	2					3	2	2		7	
6	Lopez	OH														
8	Mendoza	S	96		96	19										
9	Rodriguez	MB														
11	Lopez B.	MB	5	5	5	5					3	1	4		8	
12	Fuentes	OH	1	1	1	1					2	4	4	4	14	
18	Sanay	OH	2	12	2	12					2	1			3	
19	Baca	OP	3	3	3	3					7	8	5		20	
22	Dominguez	OP			19	96							2		2	
96	Garcia	S	6	6	6	6					2	2	1		5	

**Coach:** AZAIR LOPEZ JORGE MIGUEL  
**Assistant:** Mendoza Ramos Roberto

### TEAMS AND PLAYERS PERFORMANCES

Won Points	Total Atts	No Name
<b>60</b>	<b>143</b>	<b>Total Team</b>
25	55	19 Cruz
16	40	4 Hernandez
6	17	8 Lopez
<b>3</b>	<b>52</b>	<b>Total Team</b>
1	4	6 Figueroa
1	9	12 Arredondo
1	9	13 Burgos
<b>6</b>	<b>105</b>	<b>Total Team</b>
4	19	8 Lopez
2	18	4 Hernandez
0	0	1 Tapia
<b>37</b>		<b>Total Team</b>
<b>106</b>	<b>300</b>	<b>Total Team</b>

Scoring Skills
<b>Attack</b>
<b>Block</b>
<b>Serve</b>
<b>Opp. error</b>
<b>Total</b>
<b>Best scorers</b>

Won Points	Total Atts	No Name
<b>61</b>	<b>140</b>	<b>Total Team</b>
19	42	19 Baca
13	35	12 Fuentes
9	18	2 Hernandez
<b>5</b>	<b>38</b>	<b>Total Team</b>
3	10	96 Garcia
1	11	5 Parra
1	2	12 Fuentes
<b>2</b>	<b>96</b>	<b>Total Team</b>
1	18	19 Baca
1	9	96 Garcia
0	14	2 Hernandez
<b>27</b>		<b>Total Team</b>
<b>95</b>	<b>274</b>	<b>Total Team</b>

■ Starting line-up with position    Atts = Attempts    (C) = Captain    MB = Middle blocker    S = Setter  
 □ Substitute with shirt number    Opp. = Opponent    (L) / L = Libero    OP = Opposite    OH = Outside Hitter



**Match:** 21    **Date:** 04/11/2023    **Spectators:** 10,000  
**City:** Santiago de Chile  
**Hall:** Arena Parque O'Higgins  
**Match duration:** **Start:** 17:00    **End:** 18:54    **Total:** 1:54

Teams	Sets	1	2	3	4	5	Total
<b>CUB</b>	<b>1</b>	30	25	27	17		99
<b>COL</b>	<b>3</b>	32	15	29	25		101
<b>Duration:</b>		0:31	0:20	0:32	0:22		1:45

**Referees:** 1st: Pedro Fabian Concia (ARG) 2nd: Jose Alejandro Muñoz Hernandez (CHI)

CUB - Cuba													
No	Name	Pos.	Line-up					Points by set					T.
			1	2	3	4	5	1	2	3	4	5	
1	Masso	MB	6	5	6	5		3	3	4	1		11
5	Iglesias	S											
6	Marti	OH											
7	Garcia (L)	L	L	L	L	L							
9	Gonzalez	OP	4	3	4	3		5	2	4	1		12
10	Gutierrez	OP	5	4	5	4		7	3	4	4		18
11	Taboada	S	1	6	1	6		1	1	1	1		4
14	Goide	S	17	1	17	11							
17	Contreras	MB	3	2	3	2		1	2	1	2		6
18	Lopez (C)	OH	2	1	2	1		6	3	5	5		19
24	Gorguet	OH	10	10		10							
25	Chirino	S	1		1	1							

**Coach:** Jesus Angel Cruz Lopez  
**Assistant:** Muñoz Perez Yosvany

COL - Colombia													
No	Name	Pos.	Line-up					Points by set					T.
			1	2	3	4	5	1	2	3	4	5	
1	Ramos R (L)	L	L	L	L	L							
3	Estupiñan	MB	13										
5	Ruiz	OH											
7	Piza	OH	2	3	2	3		3	4	5			12
8	Mejia L (C)	MB	3	4	3	4		7	4	2	6		19
9	Caicedo	OH	5	6	5	6		3	2				5
10	Iarrahondo	OP	1	2	1			6	1	2			9
12	Medina	OH	23		8								
13	Jc Ambuila	S	4	5	4	5		1	1	2			4
18	Cuello	OP	10	10	2			1	5	2			8
19	Mesa	S	9		9	23							
23	Apoza D.	MB	6	1	6	1		7	3	3	4		17

**Coach:** Jorge Augusto Schmidt  
**Assistant:** Osorio Arboleda Carlos Felipe

## TEAMS AND PLAYERS PERFORMANCES

Won Points	Total Atts	No	Name
<b>54</b>	<b>98</b>	<b>Total Team</b>	
16	26	18	Lopez
14	32	10	Gutierrez
9	22	9	Gonzalez
<b>9</b>	<b>46</b>	<b>Total Team</b>	
3	15	1	Masso
3	8	10	Gutierrez
1	6	9	Gonzalez
<b>7</b>	<b>100</b>	<b>Total Team</b>	
3	24	18	Lopez
2	16	9	Gonzalez
1	19	10	Gutierrez
<b>29</b>		<b>Total Team</b>	
<b>99</b>	<b>244</b>	<b>Total Team</b>	

Scoring Skills
<b>Attack</b>
<b>Block</b>
<b>Serve</b>
<b>Opp. error</b>
<b>Total</b>
<b>Best scorers</b>

Won Points	Total Atts	No	Name
<b>56</b>	<b>102</b>	<b>Total Team</b>	
13	15	8	Mejia L
12	20	23	Apoza D.
11	19	7	Piza
<b>16</b>	<b>53</b>	<b>Total Team</b>	
6	18	8	Mejia L
5	20	23	Apoza D.
3	5	9	Caicedo
<b>2</b>	<b>100</b>	<b>Total Team</b>	
1	20	7	Piza
1	21	13	Jc Ambuila
0	0	1	Ramos R
<b>27</b>		<b>Total Team</b>	
<b>101</b>	<b>255</b>	<b>Total Team</b>	

■ Starting line-up with position    Atts = Attempts    (C) = Captain    MB = Middle blocker    S = Setter  
□ Substitute with shirt number    Opp. = Opponent    (L) / L = Libero    OP = Opposite    OH = Outside Hitter



**Match:** 22    **Date:** 04/11/2023    **Spectators:** 10,000  
**City:** Santiago de Chile  
**Hall:** Arena Parque O'Higgins  
**Match duration:** **Start:** 20:00    **End:** 21:24    **Total:** 1:24

Teams	Sets	1	2	3	4	5	Total
<b>ARG</b>	<b>0</b>	23	13	22			58
<b>BRA</b>	<b>3</b>	25	25	25			75
<b>Duration:</b>		0:28	0:24	0:26			1:18

**Referees:** 1st: Luis Gerardo Macias (MEX) 2nd: Jose Beltre Dias (DOM)

ARG - Argentina														
No	Name	Pos.	Line-up					Points by set					T.	
			1	2	3	4	5	1	2	3	4	5		
1	Nicolas	OH	20											
2	Richards	OH	10	10										
4	Vazquez	S	12	12	12									
5	Scarpa (L)	L	L	L	L									
7	Conte (C)	OH	1	1	5		6	2	5				13	
8	Gonzalez	S	6	6	4									
10	Zelayeta	OH	4	4	2		2		1				3	
12	Lima B.	OP	3	3	1		7	1	3				11	
18	Maciel	MB	2	2	6		1						1	
19	Gallardo	MB		18	3				2				2	
20	Soria	MB	5	5	18		1	3	1				5	
25	Balague	OP	8	8	8			1	1				2	

**Coach:** Martin Ariel Lopez  
**Assistant:** Rico Golba Pablo

BRA - Brazil														
No	Name	Pos.	Line-up					Points by set					T.	
			1	2	3	4	5	1	2	3	4	5		
3	Judson	MB	6	1	6			5	4	4				13
4	Otávio (C)	MB	3	4	3			5		3				8
5	Matheus G.	S	4	5	4									
6	Adriano	OH	5	6	5			3	5	1			9	
7	Thiery	MB												
8	Honorato	OH	2	3	2			2	2	3			7	
11	Thiago	S	18		18									
14	Maicon	OH			8									
15	Maique (L)	L	L	L	L									
18	Darlan	OP	1	2	1			3	7	2			12	
19	Roque	OP	5		5			3		1			4	
20	L. Bergmann	OH												

**Coach:** Giuliano Ribas  
**Assistant:** Tabach Ricardo

### TEAMS AND PLAYERS PERFORMANCES

Won Points	Total Atts	No	Name
<b>31</b>	<b>74</b>	<b>Total Team</b>	
11	22	12	Lima B.
10	22	7	Conte
4	6	20	Soria
<b>5</b>	<b>27</b>	<b>Total Team</b>	
3	8	7	Conte
1	5	10	Zelayeta
1	6	20	Soria
<b>1</b>	<b>59</b>	<b>Total Team</b>	
1	5	19	Gallardo
0	2	1	Nicolas
0	1	2	Richards
<b>21</b>		<b>Total Team</b>	
<b>58</b>	<b>160</b>	<b>Total Team</b>	

Scoring Skills
<b>Attack</b>
<b>Block</b>
<b>Serve</b>
<b>Opp. error</b>
<b>Total</b>
<b>Best scorers</b>

Won Points	Total Atts	No	Name
<b>40</b>	<b>72</b>	<b>Total Team</b>	
10	14	3	Judson
10	21	18	Darlan
9	19	6	Adriano
<b>6</b>	<b>36</b>	<b>Total Team</b>	
2	13	3	Judson
2	2	19	Roque
1	5	4	Otávio
<b>7</b>	<b>74</b>	<b>Total Team</b>	
3	16	4	Otávio
2	13	18	Darlan
1	6	3	Judson
<b>22</b>		<b>Total Team</b>	
<b>75</b>	<b>182</b>	<b>Total Team</b>	
13	33	3	Judson
12	39	18	Darlan
9	37	6	Adriano

■ Starting line-up with position    Atts = Attempts    (C) = Captain    MB = Middle blocker    S = Setter  
 □ Substitute with shirt number    Opp. = Opponent    (L) / L = Libero    OP = Opposite    OH = Outside Hitter







## Best Scorers

Rk	No	Name	Pos.	Team	Attack	Block	Serve	Total
1	18	Lopez Castro Miguel Angel	OH	CUB	102	8	17	127
2	5	Parraguire Vicente	OH	CHI	109	9	6	124
3	19	Cruz Cepin Hector Alexis	OH	DOM	95	9	3	107
4	18	Ferreira Souza Darlan	OP	BRA	76	4	12	92
5	9	Bonacic Dusan	OH	CHI	77	5	3	85
	14	Vargas Pelegrin	OH	PUR	78	3	4	85
	16	Ellis Carballo Jamal	OP	PUR	78	6	1	85
8	10	Larrahondo Gustavo	OP	COL	70	6	8	84
9	4	Hernandez Wilfrido	OH	DOM	77	1	4	82
10	19	Hernandez Baca Luis David	OP	MEX	73	2	5	80
11	9	Gonzalez Rodriguez Alejandro Miguel	OP	CUB	68	7	4	79
12	10	Gutierrez Suarez Miguel David	OP	CUB	65	7	5	77
13	12	Lima Bruno	OP	ARG	68	7	0	75
	12	Fuentes Rascon Mauro Isaac	OH	MEX	69	5	1	75
15	7	Conte Facundo	OH	ARG	55	10	3	68
16	1	Masso Alvarez Jose Israel	MB	CUB	43	18	3	64
17	7	Piza Hernandez Andres Felipe	OH	COL	49	7	6	62
18	8	Mejia Leandro	MB	COL	40	16	0	56
19	1	Tapia Santana Henry Omar	OP	DOM	51	3	1	55
20	3	Nunes da Cunha Jr Judson Amabel	MB	BRA	40	10	4	54
21	6	Gago Murtagh Tomas	MB	CHI	43	9	0	52
22	23	Aponza Carabali Daniel	MB	COL	37	13	1	51
23	10	Zelayeta Mauro	OH	ARG	45	2	1	48
24	4	Parraguire Tomas	OP	CHI	40	3	3	46
25	6	Fernandes P.X.Cavalcante Adriano	OH	BRA	39	3	3	45
	15	Rodriguez Jonathan	MB	PUR	35	9	1	45
27	8	Honorato Henrique Dantas Nóbrega	OH	BRA	34	4	6	44
28	18	Maciel Gustavo	MB	ARG	24	13	3	40
29	19	Lopez Kevin	OH	PUR	34	2	3	39
30	17	Contreras Acosta Jakdiel	MB	CUB	24	11	1	36
31	4	Rodrigues Pinto Otávio Henrique	MB	BRA	18	9	8	35
32	2	Hernández Cabrera Jorge Ariel	OH	MEX	29	3	1	33
33	15	Rosario Adames Luther Hadasher	MB	DOM	21	6	3	30
	3	Hoyos Omar	OH	PUR	30	0	0	30
35	5	Parra Valenzuela Victor Manuel	MB	MEX	17	8	2	27
	17	Alomar Ismael	MB	PUR	18	9	0	27
37	9	Tellez Rodriguez Axel Manuel	MB	MEX	16	6	3	25
38	11	Jadue Matias	OH	CHI	18	4	2	24
	9	Caicedo Jharold	OH	COL	18	6	0	24
40	16	Valenzuela Vicente	MB	CHI	16	6	0	22
41	20	Soria Sergio	MB	ARG	16	3	1	20
	8	Lopez Capellan Henry Antonio	OH	DOM	14	1	5	20
43	6	Gonzalez Marti Yusniel	OH	CUB	11	5	0	16
	11	Taboada Diaz Lyvan	S	CUB	5	8	3	16
45	3	Araya Gabriel	MB	CHI	7	6	2	15
	11	Lopez Rios Brandon Gabriel	MB	MEX	14	1	0	15
	96	Garcia Resendiz Miguel Angel	S	MEX	4	6	5	15
48	6	Rodriguez Kevin Joel	S	PUR	7	3	4	14
49	18	Ortiz Valdez Moises Alexander	MB	DOM	5	7	1	13
50	25	Balague Manuel	OP	ARG	8	1	3	12
<b>Total tournament</b>					2,120	339	173	2,632



## Best Attackers

Limit: 15.00%

Rk	No	Name	Pos.	Team	Attacks	Faults	Shots	Total Attempts	Succ. %
1	3	Nunes da Cunha Jr Judson Amabel	MB	BRA	40	5	16	61	65.57
2	18	Ferreira Souza Darlan	OP	BRA	76	26	32	134	56.72
3	12	Lima Bruno	OP	ARG	68	16	41	125	54.40
4	18	Lopez Castro Miguel Angel	OH	CUB	102	34	54	190	53.68
5	10	Zelayeta Mauro	OH	ARG	45	15	29	89	50.56
6	5	Parraguire Vicente	OH	CHI	109	31	79	219	49.77
7	14	Vargas Pelegrin	OH	PUR	78	23	57	158	49.37
8	1	Tapia Santana Henry Omar	OP	DOM	51	21	32	104	49.04
9	9	Gonzalez Rodriguez Alejandro Miguel	OP	CUB	68	41	30	139	48.92
10	6	Fernandes P.X.Cavalcante Adriano	OH	BRA	39	7	36	82	47.56
<b>Total tournament</b>					2,120	716	1,589	4,425	47.91



## Best Blockers

Rk	No	Name	Pos.	Team	Kill Blocks	Faults	Rebounds	Total Attempts	Avg. by set
1	8	Mejia Leandro	MB	COL	16	44	18	78	0.80
2	18	Maciel Gustavo	MB	ARG	13	27	23	63	0.76
3	1	Masso Alvarez Jose Israel	MB	CUB	18	36	31	85	0.69
4	23	Aponza Carabali Daniel	MB	COL	13	39	17	69	0.65
5	7	Conte Facundo	OH	ARG	10	11	9	30	0.59
	3	Nunes da Cunha Jr Judson Amabel	MB	BRA	10	22	26	58	0.59
7	4	Rodrigues Pinto Otávio Henrique	MB	BRA	9	19	23	51	0.53
8	19	Cruz Cepin Hector Alexis	OH	DOM	9	16	11	36	0.43
9	17	Contreras Acosta Jakdiel	MB	CUB	11	33	26	70	0.42
10	12	Lima Bruno	OP	ARG	7	13	5	25	0.41
<b>Total tournament</b>					339	898	680	1,917	2.02



## Best Servers

Rk	No	Name	Pos.	Team	Aces	Faults	Serve Hits	Total Attempts	Avg. by set
1	18	Ferreira Souza Darlan	OP	BRA	12	24	32	68	0.71
2	18	Lopez Castro Miguel Angel	OH	CUB	17	26	74	117	0.65
3	4	Rodrigues Pinto Otávio Henrique	MB	BRA	8	11	46	65	0.47
4	10	Larrahondo Gustavo	OP	COL	8	23	50	81	0.40
5	8	Honorato Henrique Dantas Nóbrega	OH	BRA	6	10	58	74	0.35
6	7	Piza Hernandez Andres Felipe	OH	COL	6	18	56	80	0.30
7	5	Parraguire Vicente	OH	CHI	6	36	44	86	0.26
8	19	Hernandez Baca Luis David	OP	MEX	5	17	45	67	0.25
	96	Garcia Resendiz Miguel Angel	S	MEX	5	8	51	64	0.25
10	8	Lopez Capellan Henry Antonio	OH	DOM	5	9	21	35	0.24
<b>Total tournament</b>					173	665	2,938	3,776	1.03





## Best Diggers

Rk	No	Name	Pos.	Team	Digs	Faults	Receptions	Total Attempts	Avg. by set
1	5	Mieses Feliz Enger Miguel	L	DOM	99	33	3	135	4.71
2	3	Bravo Moreno Hiram Said	L	MEX	86	15	8	109	4.30
3	17	Bravo Jaime	L	CHI	77	31	5	113	3.35
4	7	Garcia Alvarez Yonder Roman	L	CUB	86	19	3	108	3.31
5	4	Cabrera Rivera Arnel	L	PUR	77	19	9	105	3.21
6	1	Ramos Lemos Roosvuel Riol	L	COL	59	23	2	84	2.95
7	5	Scarpa Tobias	L	ARG	50	17	8	75	2.94
8	15	Nascimento Maique Reis	L	BRA	45	17	7	69	2.65
9	9	Bonacic Dusan	OH	CHI	55	17	10	82	2.39
10	12	Arredondo Severino Francisco Argelis	S	DOM	42	14	4	60	2.00
<b>Total tournament</b>					1,670	635	244	2,549	9.94



## Best Setters

Rk	No	Name	Pos.	Team	Running Sets	Faults	Still Sets	Total Attempts	Avg. by set
1	5	Gonçalves Matheus Silva	S	BRA	61	3	243	307	3.59
2	11	Taboada Diaz Lyvan	S	CUB	81	5	455	541	3.12
3	8	González Demián Javier	S	ARG	44	0	276	320	2.59
4	13	Ambuila Juan Camilo	S	COL	33	6	381	420	1.65
5	96	Garcia Resendiz Miguel Angel	S	MEX	24	5	423	452	1.20
6	12	Arredondo Severino Francisco Argelis	S	DOM	20	2	482	504	0.95
7	6	Rodriguez Kevin Joel	S	PUR	22	4	384	410	0.92
8	8	Albornoz Sebastian	S	CHI	14	2	494	510	0.61
9	1	Garcia Howard	S	PUR	8	1	128	137	0.33
10	1	Villarreal Soltau Esteban	S	CHI	5	0	52	57	0.22
<b>Total tournament</b>					319	49	4,042	4,410	1.90



## Best Receivers

Limit: 20.00%

Rk	No	Name	Pos.	Team	Excellents	Faults	Serve Receptions	Total Attempts	Eff. %
1	15	Nascimento Maique Reis	L	BRA	49	1	17	67	71.64
2	5	Mieses Feliz Enger Miguel	L	DOM	88	5	37	130	63.85
3	7	Conte Facundo	OH	ARG	72	6	33	111	59.46
4	9	Bonacic Dusan	OH	CHI	97	5	55	157	58.60
5	4	Cabrera Rivera Arnel	L	PUR	89	8	42	139	58.27
6	5	Parraguirre Vicente	OH	CHI	79	3	51	133	57.14
7	4	Hernandez Wilfrido	OH	DOM	88	12	34	134	56.72
8	8	Honorato Henrique Dantas Nóbrega	OH	BRA	52	3	32	87	56.32
9	18	Lopez Castro Miguel Angel	OH	CUB	100	2	75	177	55.37
10	10	Zelayeta Mauro	OH	ARG	51	4	31	86	54.65
<b>Total tournament</b>					1,703	173	1,234	3,110	49.20



## Best Liberos

Rk	No	Name	Pos.	Team	Excellents	Faults	In Play	Total Attempts	Avg. by set
1	5	Mieses Feliz Enger Miguel	L	DOM	187	38	40	265	8.90
2	3	Bravo Moreno Hiram Said	L	MEX	152	22	45	219	7.60
3	4	Cabrera Rivera Arnel	L	PUR	166	27	51	244	6.92
4	7	Garcia Alvarez Yonder Roman	L	CUB	165	29	41	235	6.35
5	17	Bravo Jaime	L	CHI	129	34	63	226	5.61
6	5	Scarpa Tobias	L	ARG	95	23	38	156	5.59
7	15	Nascimento Maique Reis	L	BRA	94	18	24	136	5.53
8	1	Ramos Lemos Roosvuelt Riol	L	COL	108	32	57	197	5.40
<b>Total tournament</b>					1,096	223	359	1,678	6.52





## Best Scorers

Rk	Team	Attack	Block	Serve	Total
1	CUB Cuba	318	64	35	417
2	CHI Chile	317	45	18	380
3	PUR Puerto Rico	294	34	14	342
4	DOM Dominican Republic	275	38	19	332
5	COL Colombia	241	53	18	312
6	BRA Brazil	215	35	36	286
	MEX Mexico	237	32	17	286
8	ARG Argentina	223	38	16	277
<b>Total tournament</b>		<b>2,120</b>	<b>339</b>	<b>173</b>	<b>2,632</b>



## Best Attackers

Limit: 15.00%

Rk	Team	Attacks	Faults	Shots	Total Attempts	Succ. %
1	BRA Brazil	215	53	116	384	55.99
2	ARG Argentina	223	53	150	426	52.35
3	CUB Cuba	318	126	191	635	50.08
4	CHI Chile	317	97	250	664	47.74
5	COL Colombia	241	84	182	507	47.53
6	PUR Puerto Rico	294	114	235	643	45.72
7	DOM Dominican Republic	275	87	251	613	44.86
8	MEX Mexico	237	102	214	553	42.86
<b>Total tournament</b>		<b>2,120</b>	<b>716</b>	<b>1,589</b>	<b>4,425</b>	<b>47.91</b>



## Best Blockers

Rk	Team	Kill Blocks	Faults	Rebounds	Total Attempts	Avg. by set
1	COL Colombia	53	128	68	249	2.65
2	CUB Cuba	64	131	97	292	2.46
3	ARG Argentina	38	93	63	194	2.24
4	BRA Brazil	35	78	80	193	2.06
5	CHI Chile	45	124	93	262	1.96
6	DOM Dominican Republic	38	118	94	250	1.81
7	MEX Mexico	32	86	85	203	1.60
8	PUR Puerto Rico	34	140	100	274	1.42
<b>Total tournament</b>		<b>339</b>	<b>898</b>	<b>680</b>	<b>1,917</b>	<b>2.02</b>



## Best Servers

Rk	Team	Aces	Faults	Serve Hits	Total Attempts	Avg. by set
1	BRA Brazil	36	71	296	403	2.12
2	CUB Cuba	35	125	414	574	1.35
3	ARG Argentina	16	79	305	400	0.94
4	DOM Dominican Republic	19	62	401	482	0.90
5	COL Colombia	18	83	346	447	0.90
6	MEX Mexico	17	79	339	435	0.85
7	CHI Chile	18	91	414	523	0.78
8	PUR Puerto Rico	14	75	423	512	0.58
<b>Total tournament</b>		173	665	2,938	3,776	1.03



## Best Diggers

Rk	Team	Digs	Faults	Receptions	Total Attempts	Avg. by set
1	DOM Dominican Republic	259	108	28	395	12.33
2	CHI Chile	258	96	38	392	11.22
3	MEX Mexico	214	86	48	348	10.70
4	PUR Puerto Rico	238	96	28	362	9.92
5	ARG Argentina	161	62	29	252	9.47
6	BRA Brazil	152	55	24	231	8.94
7	CUB Cuba	222	66	29	317	8.54
8	COL Colombia	166	66	20	252	8.30
<b>Total tournament</b>		1,670	635	244	2,549	9.94



## Best Setters

Rk	Team	Running Sets	Faults	Still Sets	Total Attempts	Avg. by set
1	BRA Brazil	63	7	318	388	3.71
2	CUB Cuba	81	10	555	646	3.12
3	ARG Argentina	47	1	376	424	2.76
4	COL Colombia	33	6	457	496	1.65
5	MEX Mexico	26	5	530	561	1.30
6	PUR Puerto Rico	30	11	595	636	1.25
7	DOM Dominican Republic	20	6	582	608	0.95
8	CHI Chile	19	3	629	651	0.83
<b>Total tournament</b>		319	49	4,042	4,410	1.90





## Best Receivers

Limit: 20.00%

Rk	Team	Excellents	Faults	Serve Receptions	Total Attempts	Eff. %
1	DOM Dominican Republic	255	22	125	402	57.96
2	BRA Brazil	148	10	96	254	54.33
3	ARG Argentina	178	18	105	301	53.16
4	CHI Chile	242	13	183	438	52.28
5	CUB Cuba	257	25	194	476	48.74
6	MEX Mexico	212	23	156	391	48.34
7	PUR Puerto Rico	239	26	188	453	47.02
8	COL Colombia	172	36	187	395	34.43
<b>Total tournament</b>		1,703	173	1,234	3,110	49.20



## Best Liberos

Rk	Team	Excellents	Faults	In Play	Total Attempts	Avg. by set
1	DOM Dominican Republic	187	38	40	265	8.90
2	MEX Mexico	152	22	45	219	7.60
3	PUR Puerto Rico	166	27	51	244	6.92
4	CUB Cuba	165	29	41	235	6.35
5	CHI Chile	129	34	63	226	5.61
6	ARG Argentina	95	23	38	156	5.59
7	BRA Brazil	94	18	24	136	5.53
8	COL Colombia	108	32	57	197	5.40
<b>Total tournament</b>		1,096	223	359	1,678	6.52

### **Brazil claims Santiago 2023 Gold Medal defeating Argentina**

SANTIAGO, Chile, November 4, 2023.- Brazil claimed the Pan American Games gold medal defeating Argentina 3-0 (25-23, 25-13, 25-22) in the final of the Men's Volleyball tournament at the 19th edition of the Games Santiago 2023 that concluded on Saturday at the Arena Parque O'Higgins.

This is Brazil's fifth gold in the history of the Pan Am Games and the first silver medal for Argentina. The last time Brazil won the Pan Am Games title was twelve years ago in Guadalajara 2011.

Colombia made history winning their first-ever medal in the history of the Pan American Games, after defeating Cuba 3-1 (32-31, 15-25, 29-27, 25-17) for the bronze medal.

### **Brazil 3, Argentina 0**

Brazil claimed the Pan American Games gold medal defeating Argentina 3-0 (25-23, 25-13, 25-22). This is Brazil's fifth gold in the history of the Pan Am Games and the first silver medal for Argentina. The last time Brazil won the Pan Am Games title was twelve years ago in Guadalajara 2011. Brazil outperformed Argentina 40-31 in kills, 6-5 in blocks, and 7-1 in service points. Brazil committed one less error than Argentina (21-22). Brazil's top scorer was the middle blocker Judson with 13 points on 10 kills, 2 blocks, and one ace. Opposite hitter Darlan added 12 points on 10 kills and 2 aces, while Adriano contributed 9 points on kills. Argentina's captain, Facundo Conte, led his team with 13 points, on 10 kills and 3 blocks, joined by opposite player Bruno Lima with 11 kill points. Brazil won the first set coming from behind (16-19) in a tight finish. In the second set, Brazil quickly surged to a 5-0 lead, with effective attacks and capitalizing on Argentina's errors. Brazil once again prevailed in the third set, sealing the victory in consecutive sets.

### **Colombia 3, Cuba 1**

Colombia made history winning their first-ever medal in the history of the Pan American Games, after defeating Cuba 3-1 (32-31, 15-25, 29-27, 25-17) for the bronze medal. Both teams finished the Santiago Games with a record of three games won and three lost. Colombia had lost to Cuba previously in pool-play in straight sets. Colombia's blocking made a difference, dominating Cuba 16-9, and leading in attacks 56-54. Cuba led in aces 7-2 and scored 29 points from Colombia's errors compared to 27. Colombia's offense was led by their middle blockers; team captain Leandro Mejía with 19 points on 13 attacks and a match-high of 6 stuffed blocks, and Daniel Aponza with 17 points on 12 attacks and 5 blocks. Outside hitter Andrés Piza added 12 points. Cuban team captain Miguel Angel López was its leading scorer with 19 points (16 attacks, 3 aces). Miguel Gutiérrez added 18 points (14 attacks, 3 blocks, one ace), and Alejandro González contributed 12 points (9 attacks, one block, 2 aces). An exciting first set won by Colombia marked the start of the bronze medal match, with both teams missing set points. In the second set, Cuba's offense and serves outperformed Colombia, and benefited from eleven Colombian errors. In the third set, Colombia made a comeback from a four-point deficit (17-21), leveling the score to 21 and eventually securing a dramatic 29-27 victory. With solid blocking, Colombia dominated Cuba in the fourth set.

### **Dominican Republic 3, Mexico 1**

Dominican Republic beat Mexico 3-1 (31-33, 25-22, 25-18, 25-22) for fifth place. Since 2013 of not competing at the Pan American Games, when they hosted the event, Dominican Republic concluded with 2 wins and 3 losses, for position five. Mexico ended with 1-4 record and position six. Dominican Republic recovered from falling in a dramatic first set, to prevail over Mexico with a 6-2 margin in



aces and scoring 37 points on opponent errors. Mexico had a slim 61-60 advantage in kills, 5-3 in blocks and scored on 27 Dominican errors. Dominican outside hitter Alexis Cruz scored on a match-high of 25 points, all on kills. Opposite Wilfrido Hernández contributed 18 points (16 kills, 2 aces) for the win, followed by outside hitter Henry López with 10 points on 6 kills and 4 aces. Opposite Luis Hernandez led Mexico with 20 points on 19 kills and one ace, while outside hitter Mauro Fuentes produced 14 points on 13 kills and one block.

### **Chile 3, Puerto Rico 0**

Chile defeated Puerto Rico 3-0 (25-22, 25-15, 25-18) for seventh place. Chile finished the tournament with a 3-3 record, while Puerto Rico with 1-5. Chile's blocking was the most effective skill, with a 13-3 advantage over Puerto Rico. Chile also led in attacks 41-38. Chile scored 21 points from Puerto Rico's errors and gave away 14. In the Chilean victory, opposite Tomás Parraguirre and captain Dusan Bonacic each scored 12 points. Outside hitter Vicente Parraguirre added 11. Opposite Jamal Ellis was Puerto Rico's top scorer with 10 points, followed by middle blocker Jonathan Rodríguez with 9 points.

**MVP**, Enrique Honorato (BRA)

**1<sup>st</sup> Best Spiker**, Miguel López (CUB)

**2<sup>nd</sup> Best Spiker**, Mauro Zelayeta (ARG)

**1<sup>st</sup> Best Blocker**, Leandro Mejía (COL)

**2<sup>nd</sup> Best Blocker**, Gustavo Maciel (ARG)

**Best Setter**, Matheus Silva (BRA)

**Best Opposite**, Darlan Ferreira (BRA)

**Best Libero**, Enger Mieses (DOM)

**Best Receiver**, Maique Nascimento (BRA)

**Best Digger**, Enger Mieses (DOM)

**Best Server**, Darlan Ferreira (BRA)

**Best Scorer**, Miguel López (CUB)

### **Brasil gana Medalla de Oro de Santiago 2023 derrotando a Argentina**

SANTIAGO, Chile, 4 de noviembre de 2023.- Brasil ganó el oro de los Juegos Panamericanos derrotando a Argentina 3-0 (25-23, 25-13, 25-22) en la final del torneo de Voleibol Masculino de la decimonovena edición de los Juegos de Santiago 2023 que concluyó el sábado en la Arena Parque O'Higgins.

Esta es la quinta medalla de oro para Brasil en la historia de Juegos Panamericanos y la primera medalla de plata para Argentina. La última vez que Brasil ganó título de Juegos Panamericanos fue hace doce años en Guadalajara 2011.

Colombia hizo historia tras ganar su primera medalla en la historia de Juegos Panamericanos, venciendo a Cuba 3-1 (32-31, 15-25, 29-27, 25-17) por la medalla de bronce.

**MVP**, Enrique Honorato (BRA)

**1<sup>st</sup> Mejor Atacante** Miguel López (CUB)

**2<sup>nd</sup> Mejor Atacante**, Mauro Zelayeta (ARG)

**1<sup>st</sup> Mejor Bloqueo**, Leandro Mejía (COL)

**2<sup>nd</sup> Mejor Bloqueo**, Gustavo Maciel (ARG)  
**Mejor Acomodadora**, Matheus Silva (BRA)  
**Mejor Opuesta**, Darlan Ferreira (BRA)  
**Mejor Libero**, Enger Mieses (DOM)  
**Mejor Receptora**, Maique Nascimento (BRA)  
**Mejor Defensa** Enger Mieses (DOM)  
**Mejor Servicio**, Darlan Ferreira (BRA)  
**Mejor Anotadora** Miguel López (CUB)

### **Brasil 3, Argentina 0**

Brasil ganó el oro de los Juegos Panamericanos derrotando a Argentina 3-0 (25-23, 25-13, 25-22) en la final del torneo. Esta es la quinta medalla de oro para Brasil en la historia de Juegos Panamericanos y la primera medalla de plata para Argentina. La última vez que Brasil ganó un título de Juegos Panamericanos fue hace doce años en Guadalajara 2011. Brasil se impuso a Argentina 40-31 en ataques, 6-5 en bloqueos y 7-1 en puntos de servicios. Brasil cometió un error menos que Argentina (21-22). El máximo anotador de Brasil fue el central Judson con 13 puntos de 10 ataques, 2 bloqueos y un saque directo. El jugador opuesto Darlan se sumó con 12 puntos de 10 ataques y 2 saques directos. Adriano contribuyó con 9 puntos de ataque. El capitán del equipo, Facundo Conte, encabezó a Argentina con 13 puntos, 10 de ataques y 3 bloqueos, acompañado por el opuesto Bruno Lima con 11 puntos de ataque. Brasil ganó el primer set viniendo abajo (16-19) en un cierre apretado. En el segundo set Brasil avanzó rápidamente a una ventaja de 5-0, con efectivo ataque y aprovechando los errores de Argentina. Brasil se impuso nuevamente en el tercero, sellando el triunfo en sets seguidos.

### **Colombia 3, Cuba 1**

Colombia hizo historia tras ganar su primera medalla en la historia de Juegos Panamericanos, venciendo a Cuba 3-1 (32-31, 15-25, 29-27, 25-17) por la medalla de bronce. Ambos equipos terminaron los Juegos de Santiago con récord de tres partidos ganados y tres perdidos. Colombia había caído en sets corridos ante Cuba en la ronda de grupos del torneo. El bloqueo de Colombia marcó una diferencia, con el que dominó a Cuba 16-9, además encabezó el ataque 56-54. Cuba superó en saques directos 7-2 y anotó 29 puntos de errores de Colombia contra 27. La ofensiva colombiana fue comandada por sus centrales; el capitán Leandro Mejía con 19 puntos de 13 ataques y el máximo de 6 puntos de bloqueo, y Daniel Aponza con 17 puntos de 12 ataques y 5 bloqueos. El atacante de esquina Andrés Piza agregó 12 puntos. El capitán Miguel Angel López fue el líder de anotaciones de Cuba con 19 puntos (16 ataques, 3 saques directos). Miguel Gutiérrez agregó 18 puntos (14 ataques, 3 bloqueos, un saque directo) y Alejandro González aportó 12 puntos (9 ataques, un bloqueo, 2 saques directos). Un emocionante primer set ganado por Colombia marcó el inicio del duelo por la medalla de bronce, con ambos equipos perdiendo puntos de set. En el segundo set, la ofensiva de Cuba superó a Colombia, además del servicio, beneficiándose de once errores colombianos. En el tercero Colombia se recuperó de un déficit de cuatro puntos (17-21) empatando a 21 y extendiéndose al dramático triunfo 29-27. Con bloqueo, Colombia dominó a Cuba en el cuarto set.

### **República Dominicana 3, México 1**

República Dominicana derrotó a México 3-1 (31-33, 25-22, 25-18, 25-22) para quedarse con el quinto lugar. Desde 2013 sin competir en los Juegos Panamericanos, cuando fueron la sede,



República Dominicana concluyó con 2 victorias y 3 derrotas, asegurando la quinta posición. México terminó con un récord de 1-4 y la sexta posición. República Dominicana se recuperó de caer en un dramático primer set para superar a México con ventaja de 6-2 en saques directos y anotando 37 puntos por errores del oponente. México tuvo una ligera ventaja de 61-60 en ataques, 5-3 en bloqueos y anotó 27 puntos por errores dominicanos. El atacante de esquina dominicano, Alexis Cruz, anotó el máximo del partido de 25 puntos, todos en ataques. El opuesto Wilfrido Hernández contribuyó con 18 puntos (16 ataques, 2 saques directos) para la victoria, seguido por el atacante de esquina Henry López con 10 puntos de 6 ataques y 4 saques directos. El opuesto Luis Hernández lideró a México con 20 puntos, de 19 ataques y un saque directo, mientras que el atacante de esquina Mauro Fuentes sumó 14 puntos de 13 ataques y un bloqueo.

### **Chile 3, Puerto Rico 0**

Chile derrotó a Puerto Rico 3-0 (25-22, 25-15, 25-18) por el séptimo. Chile terminó el torneo con récord 3-3 y Puerto Rico con 1-5. El bloqueo fue el fundamento de juego más efectivo de Chile, con una ventaja de 13 a 3 para superar a Puerto Rico. Chile además sostuvo ventajas en ataques 41-38. Chile anotó 21 puntos por errores de Puerto Rico y concedió 14. En la victoria chilena, el opuesto Tomás Parraguirre y el capitán Dusan Bonacic anotaron 12 puntos cada uno. El atacante de esquina Vicente Parraguirre agregó 11. El opuesto Jamal Ellis fue el mejor atacante de Puerto Rico con 10 puntos, seguido por el central Jonathan Rodríguez con 9 tantos.