

Santiago

2023

Juegos PanAm | ParapanAm

Beach Volleyball Final Report



PANAM
SPORTS



CSV

CONFEDERACIÓN
SUDAMERICANA
DE VOLEIBOL

FIVB

FÉDÉRATION INTERNATIONALE
DE VOLLEYBALL





Union Panamericana Voleibol



Santiago 2023

Juegos PanAm | ParapanAm
Santiago de Chile • October 21-27

¿QUIÉNES SOMOS?

ABOUT US

LOS JUEGOS PANAMERICANOS Y PARAPANAMERICANOS SON EL EVENTO MULTIDEPORTIVO MÁS GRANDE QUE HA REALIZADO CHILE EN SU HISTORIA, DONDE PARTICIPAN LOS MEJORES ATLETAS DE TODO EL CONTINENTE. SE REALIZAN CADA CUATRO AÑOS Y CHILE SERÁ EL PAÍS ANFITRIÓN DE LA GRAN FIESTA DE AMÉRICA.

THE PAN AMERICAN AND PARAPAN AMERICAN GAMES IS THE LARGEST MULTISPORT EVENT IN THE AMERICAS, WHERE THE BEST ATHLETES FROM ALL OVER THE CONTINENT COMPETE, IT IS HELD EVERY FOUR YEARS AND CHILE WILL BE THE HOST COUNTRY FOR THE FIRST TIME IN ITS HISTORY.



JUEGOS PANAMERICANOS
Desde el 20 de octubre, hasta el 5 de noviembre 2023



JUEGOS PARAPANAMERICANOS
Desde el 17 de noviembre, hasta el 26 de noviembre 2023



PAN AMERICAN GAMES
From October 20 to November 5, 2023



PARA AMERICAN GAMES
From November 17 to November 26, 2023



**Union
Panamericana
Voleibol**



Santiago 2023
Juegos PanAm | ParapanAm
Santiago de Chile • October 21-27

General Technical Meeting





**Union
Panamericana
Voleibol**



Santiago 2023
Juegos PanAm | ParapanAm
Santiago de Chile • October 21-27

The Venue

Beach Volleyball Center in Peñalolén Park was the place that host 19 countries competing for seven days / El Centro de Voleibol de Playa del Parque Peñalolén fue el lugar que albergó a 19 países compitiendo durante siete días
Dirección: Volcán Antuco #8074 Comuna: Peñalolén





**Union
Panamericana
Voleibol**



Santiago 2023
Juegos PanAm | ParapanAm
Santiago de Chile • October 21-27

The Venue

Beach Volleyball Center in Peñalolén Park was the place that host 19 countries competing for seven days / El Centro de Voleibol de Playa del Parque Peñalolén fue el lugar que albergó a 19 países compitiendo durante siete días
Dirección: Volcán Antuco #8074 Comuna: Peñalolén





**Union
Panamericana
Voleibol**



Santiago 2023
Juegos PanAm | ParapanAm
Santiago de Chile • October 21-27

International Technical Officials

FUNCTION / FUNCION	NAME / NOMBRE		CTRY / PAIS
DTI	EDWARD RAYMOND	DRAKICH	CAN
PRESIDENTE COMITÉ DE CONTROL	MUSHTAQUE	MOHAMMED	TTO
DIRECTOR DE ARBITRAJE	ANDRE	TROTTIER	CAN
DIRECTOR TECNICO	GLENN	QUINLAN	SKN
DELEGADO MEDICO	VICTOR MIGUEL	VICTOR MIGUEL	DOM
DELEGADO VIS	BIENVENIDO PEDRO	MATEO CONTRERAS	DOM
FOTOGRAFO	EMIR ELIEZER	ALFARO MERCADO	NIC
INFOTECNOLOGIA	CAYACOA ESTEBAN	MOQUETE PEGUERO	DOM
MIEMBROS DE APELACIONES	BERTHA ADILIA	CUADRA DE QUINTANA	NIC
MIEMBROS DE APELACIONES	LUCILLE RUTHLYN	HOBSON	ISV
MIEMBROS DE APELACIONES	SABINAH	CLEMENT	BVI
MIEMBRO DE ARBITRAJE	JULIO YOVANNY DE JESUS	MARTINEZ REINOSO	DOM
MIEMBRO DE ARBITRAJE	JOSE LUIS	JIMENEZ LAO	CRC
MIEMBRO DE ARBITRAJE	SALVADOR HIPOLITO	BAUTISTA MONTES DE OCA	DOM





**Union
Panamericana
Voleibol**



Santiago 2023
Juegos PanAm | ParapanAm
Santiago de Chile • October 21-27

International Referees

FUNCTION / FUNCION	NAME / NOMBRE		CTRY/ PAIS
INT. REFEREE	EDUARDO ANTONIO	PAIZ LOPEZ	ESA
INT. REFEREE	MARTIN	SWASEY	BIZ
INT. REFEREE	ROGOL J	MILLS-COSTOSO	SKN
INT. REFEREE	SERGIO	CIFUENTES CHETE	GUA
INT. REFEREE	ERICK	MARTINEZ REYES	CUB
INT. REFEREE	KENNETH GEORGE	WAUGH	JAM
INT. REFEREE	CLAUDIA ALEJANDRA	GUERRERO RODRIGUEZ	HON
INT. REFEREE	SERGIO	SILVA DUARTE	NIC
INT. REFEREE	MARLENE	HERNANDEZ ARREDONDO	MEX
INT. REFEREE	MEDINA	MARTIN	ARG
INT. REFEREE	CAMARA	MAURO	BRA
INT. REFEREE	PERALTA	JOHN	COL
INT. REFEREE	ECHENIQUE	HERNAN	CHI
INT. REFEREE	APUNTE	SANNY	ECU
INT. REFEREE	BENITE	RAMON	PAR
INT. REFEREE	VEGA	CLAUDIA	PER
INT. REFEREE	CARBAJAL	DARIO	URU
INT. REFEREE	BAUTISTA SUERO	SALVADOR	DOM





**Union
Panamericana
Voleibol**



Santiago 2023
Juegos PanAm | ParapanAm
Santiago de Chile • October 21-27

National Referees & Scores

FUNCTION / FUNCION	NAME / NOMBRE	CTRY/ PAIS
Referee	Chris Rivas Zapata	CHI
Scores	Maria Jesus Orellana	CHI
Scores	Camila Del Valle Ferrada	CHI
Scores	Piera Arias	CHI
Scores	Alejandro Aguilera	CHI
Scores	Ana Quiroz	CHI
Scores	Isabel Echeverria	CHI
Scores	Katherine Jara	CHI
Scores	Daniela Miranda	CHI
Line Judge	Jorge Rodriguez	CHI
Line Judge	Gonzalo Riffo	CHI
Line Judge	Erik Correa	CHI
Line Judge	Ricardo Vidal	CHI
Line Judge	Jonathan Friant	CHI
Line Judge	Eduvigis Quiroz	CHI
Line Judge	Diego Godoy	CHI
Line Judge	Juvenal Ruiz	CHI
Line Judge	Francisco Miranda	CHI
Line Judge	Juan Osorio	CHI
Line Judge	Esteban Gonzalez	CHI
Line Judge	Osvaldo Zapata	CHI
Line Judge	Luis Arias Gonzalez	CHI
Line Judge	Ben-Hur Ormeño	CHI
Line Judge	Benjamin Diaz	CHI
Line Judge	Javier Reed	CHI
Line Judge	Ricardo Vidal	CHI





**Union
Panamericana
Voleibol**



Santiago 2023
Juegos PanAm | ParapanAm
Santiago de Chile • October 21-27

ITO Official Hotel

Novotel Santiago Providencia

Location: Holanda 222, 7510084 Providencia,
Región Metropolitana, Chile





**Union
Panamericana
Voleibol**



Santiago 2023
Juegos PanAm | ParapanAm
Santiago de Chile • October 21-27

Teams Accomodations

Pan American Village of the 2023 Pan American Games in Santiago, Chile, located in Cerrillos, metropolitan region





Union Panamericana Voleibol



Santiago 2023
 Juegos PanAm | ParapanAm
 Santiago de Chile • October 21-27

Pool Composition – Men’s Beach Volleyball

GROUP A

Rank	Team	Pts.	Played	Won	Tied	Lost	Win	Lost	Ratio	▼
1	CHI GRIMALT / GRIMALT	6	3	3	0	0	6	0	6,00	▼
2	MEX SARABIA / VIRGEN	5	3	2	0	1	4	3	1,33	▼
3	PAR MASSARE / MELGAREJO	4	3	1	0	2	3	4	0,75	▼
4	NCA MORA / LOPEZ	3	3	0	0	3	0	6	0,00	▼

GROUP B

Rank	Team	Pts.	Played	Won	Tied	Lost	Win	Lost	Ratio	▼
1	USA WEBBER / SMITH	6	3	3	0	0	6	2	3,00	▼
2	URU HANNIBAL / LLAMBIAS	5	3	2	0	1	5	2	2,50	▼
3	BOL CALVO / SALVATIERRA	4	3	1	0	2	2	4	0,50	▼
4	EAI GARCIA / LEONARDO	3	3	0	0	3	1	6	0,17	▼



GROUP C

Pool Composition – Men's Beach Volleyball

Rank	Team	Pts.	Played	Won	Tied	Lost	Win	Lost	Ratio	▼
1	CUB ALAYO / DIAZ	6	3	3	0	0	6	1	6,00	▼
2	BRA LOYOLA / SOUTO	5	3	2	0	1	5	2	2,50	▼
3	COL MURRAY / NORIEGA	4	3	1	0	2	2	4	0,50	▼
4	ESA FLORES / GUATEMALA	3	3	0	0	3	0	6	0,00	▼

GROUP D

Rank	Team	Pts.	Played	Won	Tied	Lost	Win	Lost	Ratio	▼
1	ARG CAPOGROSSO / CAPOGROSSO	6	3	3	0	0	6	0	6,00	▼
2	ECU TENORIO / LEON	5	3	2	0	1	4	2	2,00	▼
3	CAN MACNEIL / RUSSELL	4	3	1	0	2	2	4	0,50	▼
4	CRC VARELA / DYNER	3	3	0	0	3	0	6	0,00	▼



Union Panamericana Voleibol



Santiago 2023

Juegos PanAm | ParapanAm
Santiago de Chile • October 21-27

Participating– Men's Beach Volleyball

Teams

- ARG CAPOGROSSO Tomás José
- ARG CAPOGROSSO Nicolas Matias
- BOL CALVO Luis
- BOL SALVATIERRA Ruddy
- BRA LOYOLA STEIN Andre
- BRA SOUTO MAIOR WANDERLEY George
- CAN MACNEIL Jake Raymond
- CAN RUSSELL Alexander William
- CHI GRIMALT FUSTER Esteban Mauricio
- CHI GRIMALT KROGH Marco Alfonso

- COL MURRAY RAMIREZ Johan Andres
- COL NORIEGA ROJAS Juan Carlos
- CRC VARELA GUERRERO Jhostin Rancel
- CRC DYNER VILLA Daniel
- CUB ALAYO MOLINER Jorge Luis
- CUB DÍAZ AMARO Noslen
- EAI GARCIA BETANCOURT Luis Augusto
- EAI LEONARDO BLANCO Andy Alexis
- ECU LEON NIEVES Dany Jair
- ECU TENORIO ANGULO Marcos Jose

- ESA FLORES GIRON Franklin Orlando
- ESA GUATEMALA HERNANDEZ Armando Jose
- MEX SARABIA DELGADO Miguel Angel
- MEX VIRGEN PULIDO Juan Ramon
- NCA MORA ROMERO Ruben Alejandro
- NCA LOPEZ ALVARADO Dany Antonio
- PAR MASSARE CANILLAS Giuliano
- PAR MELGAREJO BRITOS Gonzalo Matias
- URU HANNIBAL FUENTES Hans Federico
- URU LLAMBIAS CARVALHO Nicolas
- USA WEBBER Logan Michael
- USA SMITH Hagen St John



Union Panamericana Voleibol



Santiago 2023

Juegos PanAm | ParapanAm
Santiago de Chile • October 21-27

Participating– Women's Beach Volleyball

Teams

- ARG GALLAY Ana María
- ARG PEREYRA Fernanda Gabriela
- BRA SILVA RAMOS Ana Patricia
- BRA SANTOS LISBOA Eduarda
- CAN HUMANA-PAREDES Melissa
- CAN WILKERSON Brandie
- CHI VORPAHL VILLABLANCA Chris Andrea
- CHI RIVAS ZAPATA María Francisca
- COL RIOS ARCILA Diana Marcela
- COL GUZMAN GUERRERO Margarita Sofia

- CRC ARAYA QUESADA Kianny Maria
- CRC WILLIAMS PANIAGUA Angel
- DOM PAYANO VERAS Julibeth
- DOM ALMANZAR SOSA Bethania
- EAI ALVARADO FRANCO Paola Marie
- EAI GIRON BOESCHE Natalia Maria
- ECU SIMISTERRA ORTIZ Karelys Anahis
- ECU VILELA BECERRA Ariana Stefania
- ESA SOLER DE TOBAR Nadia Ivonne
- ESA MOLINA DE LOPEZ Laura Isabel

- MEX GUTIERREZ GUZMAN Atenas Angelica
- MEX FLORES CASTRO Abril Cristina
- PAR MONGELOS BOBADILLA Erika Sofia
- PAR VALIENTE AMARILLA Michelle Sharon
- PER GAONA AREVALO Claudia Andrea
- PER ALLCCA MERINO Lisbeth
- PUR GONZALEZ VALENTIN Maria Claudia
- PUR NAVAS SANCHEZ Allanis
- URU ACUÑA RAMOS Sol
- URU BIANCHI WILKINSON Maria Isabel
- USA QUIGGLE Corinne Nicole
- USA MURPHY Sarah Schermerhorn



Pool Composition – Women's Beach Volleyball

GROUP A

Rank	Team	Pts.	Played	Won	Tied	Lost	Win	Lost	Ratio	▼
1	MEX GUTIERREZ / FLORES	6	3	3	0	0	6	0	6,00	▼
2	CHI VORPAHL / RIVAS	5	3	2	0	1	4	3	1,33	▼
3	ECU SIMISTERRA / VILELA	4	3	1	0	2	3	4	0,75	▼
4	CRC ARAYA / WILLIAMS	3	3	0	0	3	0	6	0,00	▼

GROUP B

Rank	Team	Pts.	Played	Won	Tied	Lost	Win	Lost	Ratio	▼
1	USA QUIGGLE / MURPHY	6	3	3	0	0	6	0	6,00	▼
2	ARG GALLAY / PEREYRA	5	3	2	0	1	4	2	2,00	▼
3	PER GAONA / ALLCCA	4	3	1	0	2	2	4	0,50	▼
4	EAI ALVARADO / GIRON	3	3	0	0	3	0	6	0,00	▼



Pool Composition – Women’s Beach Volleyball

GROUP C

Rank	Team	Pts.	Played	Won	Tied	Lost	Win	Lost	Ratio	▼
1	BRA SILVA / SANTOS	6	3	3	0	0	6	0	6,00	▼
2	PUR GONZALEZ / NAVAS	5	3	2	0	1	4	2	2,00	▼
3	COL RIOS / GUZMAN	4	3	1	0	2	2	4	0,50	▼
4	ESA MOLINA / SOLER	3	3	0	0	3	0	6	0,00	▼

GROUP D

Rank	Team	Pts.	Played	Won	Tied	Lost	Win	Lost	Ratio	▼
1	CAN HUMANA-PAREDES / WILKERSON	6	3	3	0	0	6	0	6,00	▼
2	PAR MONGELOS / VALIENTE	5	3	2	0	1	4	2	2,00	▼
3	DOM PAYANO / ALMANZAR	4	3	1	0	2	2	4	0,50	▼
4	URU ACUÑA / BIANCHI	3	3	0	0	3	0	6	0,00	▼



Union Panamericana Voleibol



Santiago 2023

Juegos PanAm | ParapanAm
Santiago de Chile • October 21-27

SAT 21 **SUN 22** **MON 23** **TUE 24** **WED 25** **THU 26** **FRI 27**

09:30 Women's Teams Group D Match 1 Centro de Vóleybol Playa	HUMANA-PAREDES / WILKERSON CAN	2	0	URU ACUÑA / BIANCHI
10:00 Women's Teams Group B Match 1 Centro de Vóleybol Playa	QUIGGLE / MURPHY USA	2	0	PER GAONA / ALLCCA
10:30 Women's Teams Group D Match 2 Centro de Vóleybol Playa	MONGELOS / VALIENTE PAR	2	0	DOM PAYANO / ALMANZAR
11:00 Women's Teams Group B Match 2 Centro de Vóleybol Playa	GALLAY / PEREYRA ARG	2	0	EAI ALVARADO / GIRON
11:30 Men's Teams Group D Match 1 Centro de Vóleybol Playa	MACNEIL / RUSSELL CAN	0	2	ECU TENORIO / LEON
12:00 Men's Teams Group B Match 1 Centro de Vóleybol Playa	WEBBER / SMITH USA	2	0	BOL CALVO / SALVATIERRA
12:30 Men's Teams Group D Match 2 Centro de Vóleybol Playa	CAPOGROSSO / CAPOGROSSO ARG	2	0	CRC VARELA / DYNER
13:00 Men's Teams Group B Match 2 Centro de Vóleybol Playa	HANNIBAL / LLAMBIAS URU	2	0	EAI GARCIA / LEONARDO
15:30 Women's Teams Group C Match 1 Centro de Vóleybol Playa	SILVA / SANTOS BRA	2	0	ESA MOLINA / SOLER

Results— Men's & Women's Beach Volleyball

16:00 Women's Teams Group A Match 1 Centro de Vóleybol Playa	GUTIERREZ / FLORES MEX	2	0	ECU SIMISTERRA / VILELA
16:30 Women's Teams Group C Match 2 Centro de Vóleybol Playa	GONZALEZ / NAVAS PUR	2	0	COL RIOS / GUZMAN
17:00 Men's Teams Group A Match 1 Centro de Vóleybol Playa	SARABIA / VIRGEN MEX	2	1	PAR MASSARE / MELGAREJO
17:30 Men's Teams Group C Match 1 Centro de Vóleybol Playa	LOYOLA / SOUTO BRA	2	0	ESA FLORES / GUATEMALA
18:00 Women's Teams Group A Match 2 Centro de Vóleybol Playa	VORPAHL / RIVAS CHI	2	0	CRC ARAYA / WILLIAMS
18:30 Men's Teams Group C Match 2 Centro de Vóleybol Playa	ALAYO / DIAZ CUB	2	0	COL MURRAY / NORIEGA
19:00 Men's Teams Group A Match 2 Centro de Vóleybol Playa	GRIMALT / GRIMALT CHI	2	0	ESA MORA / LOPEZ





Union Panamericana Voleibol



Santiago 2023

Juegos PanAm | ParapanAm
Santiago de Chile • October 21-27

	SAT 21	SUN 22	MON 23	TUE 24	WED 25	THU 26	FRI 27
--	-----------	-----------	-----------	-----------	-----------	-----------	-----------

Results— Men's & Women's Beach Volleyball

09:30 Women's Teams Group D Match 3 Centro de Vóleybol Playa	HUMANA-PAREDES / WILKERSON CAN	2	0	DOM PAYANO / ALMANZAR
10:00 Women's Teams Group B Match 3 Centro de Vóleybol Playa	QUIGGLE / MURPHY USA	2	0	EAI ALVARADO / GIRON
10:30 Women's Teams Group D Match 4 Centro de Vóleybol Playa	MONGELOS / VALIENTE PAR	2	0	URU ACUÑA / BIANCHI
11:00 Women's Teams Group B Match 4 Centro de Vóleybol Playa	GALLAY / PEREYRA ARG	2	0	PER GAONA / ALLCCA
11:30 Men's Teams Group D Match 3 Centro de Vóleybol Playa	MACNEIL / RUSSELL CAN	2	0	CRC VARELA / DYNER
12:00 Men's Teams Group B Match 3 Centro de Vóleybol Playa	WEBBER / SMITH USA	2	1	EAI GARCIA / LEONARDO
12:30 Men's Teams Group D Match 4 Centro de Vóleybol Playa	CAPOGROSSO / CAPOGROSSO ARG	2	0	ECU TENORIO / LEON
13:00 Men's Teams Group B Match 4 Centro de Vóleybol Playa	HANNIBAL / LLAMBIAS URU	2	0	BOL CALVO / SALVATIERRA
15:30 Women's Teams Group C Match 3 Centro de Vóleybol Playa	SILVA / SANTOS BRA	2	0	COL RIOS / GUZMAN

16:00 Women's Teams Group A Match 3 Centro de Vóleybol Playa	GUTIERREZ / FLORES MEX	2	0	CRC ARAYA / WILLIAMS
16:30 Women's Teams Group C Match 4 Centro de Vóleybol Playa	GONZALEZ / NAVAS PUR	2	0	ESA MOLINA / SOLER
17:00 Men's Teams Group A Match 3 Centro de Vóleybol Playa	SARABIA / VIRGEN MEX	2	0	NCA MORA / LOPEZ
17:30 Men's Teams Group C Match 3 Centro de Vóleybol Playa	LOYOLA / SOUTO BRA	2	0	COL MURRAY / NORIEGA
18:00 Women's Teams Group A Match 4 Centro de Vóleybol Playa	VORPAHL / RIVAS CHI	2	1	ECU SIMISTERRA / VILELA
18:30 Men's Teams Group C Match 4 Centro de Vóleybol Playa	ALAYO / DIAZ CUB	2	0	ESA FLORES / GUATEMALA
19:00 Men's Teams Group A Match 4 Centro de Vóleybol Playa	GRIMALT / GRIMALT CHI	2	0	PAR MASSARE / MELGAREJO





Union Panamericana Voleibol



Santiago 2023

Juegos PanAm | ParapanAm
Santiago de Chile • October 21-27

	SAT 21	SUN 22	MON 23	TUE 24	WED 25	THU 26	FRI 27
--	------------------	------------------	------------------	------------------	------------------	------------------	------------------

Results— Men's & Women's Beach Volleyball

09:30 Women's Teams Group D Match 5 Centro de Vóleybol Playa	HUMANA-PAREDES / WILKERSON CAN	2	0	PAR MONGELOS / VALIENTE
10:00 Women's Teams Group B Match 5 Centro de Vóleybol Playa	QUIGGLE / MURPHY USA	2	0	ARG GALLAY / PEREYRA
10:30 Women's Teams Group D Match 6 Centro de Vóleybol Playa	PAYANO / ALMANZAR DOM	2	0	URU ACUÑA / BIANCHI
11:00 Women's Teams Group B Match 6 Centro de Vóleybol Playa	ALVARADO / GIRON EAI	0	2	PER GAONA / ALLCCA
11:30 Men's Teams Group D Match 5 Centro de Vóleybol Playa	MACNEIL / RUSSELL CAN	0	2	ARG CAPOGROSSO / CAPOGROSS
12:00 Men's Teams Group B Match 5 Centro de Vóleybol Playa	WEBBER / SMITH USA	2	1	URU HANNIBAL / LLAMBIAS
12:30 Men's Teams Group D Match 6 Centro de Vóleybol Playa	VARELA / DYNER CRC	0	2	ECU TENORIO / LEON
13:00 Men's Teams Group B Match 6 Centro de Vóleybol Playa	GARCIA / LEONARDO EAI	0	2	BOL CALVO / SALVATIERRA
15:30 Women's Teams Group C Match 5 Centro de Vóleybol Playa	SILVA / SANTOS BRA	2	0	PUR GONZALEZ / NAVAS

16:00 Women's Teams Group A Match 5 Centro de Vóleybol Playa	SIMISTERRA / VILELA ECU	2	0	CRC ARAYA / WILLIAMS
16:30 Women's Teams Group C Match 6 Centro de Vóleybol Playa	RIOS / GUZMAN COL	2	0	ESA MOLINA / SOLER
17:00 Men's Teams Group A Match 5 Centro de Vóleybol Playa	MASSARE / MELGAREJO PAR	2	0	NCA MORA / LOPEZ
17:30 Men's Teams Group C Match 5 Centro de Vóleybol Playa	LOYOLA / SOUTO BRA	1	2	CUB ALAYO / DIAZ
18:00 Women's Teams Group A Match 6 Centro de Vóleybol Playa	VORPAHL / RIVAS CHI	0	2	MEX GUTIERREZ / FLORES
18:30 Men's Teams Group C Match 6 Centro de Vóleybol Playa	MURRAY / NORIEGA COL	2	0	ESA FLORES / GUATEMALA
19:00 Men's Teams Group A Match 6 Centro de Vóleybol Playa	GRIMALT / GRIMALT CHI	2	0	MEX SARABIA / VIRGEN





Union Panamericana Voleibol



Santiago 2023

Juegos PanAm | ParapanAm
Santiago de Chile • October 21-27

	SAT 21	SUN 22	MON 23	TUE 24	WED 25	THU 26	FRI 27
--	-----------	-----------	-----------	-----------	-----------	-----------	-----------

Results— Men's & Women's Beach Volleyball

09:30 Women's Teams Classification 13°-16° Match 1

Centro de Vóleybol Playa

ACUÑA / BIANCHI URU	1	2	CRC ARAYA / WILLIAMS
---------------------	---	---	----------------------

10:00 Women's Teams Round of 12 Match 2

Centro de Vóleybol Playa

GALLAY / PEREYRA ARG	2	0	DOM PAYANO / ALMANZAR
----------------------	---	---	-----------------------

10:30 Women's Teams Classification 13°-16° Match 2

Centro de Vóleybol Playa

MOLINA / SOLER ESA	1	2	EAI ALVARADO / GIRON
--------------------	---	---	----------------------

11:00 Women's Teams Round of 12 Match 4

Centro de Vóleybol Playa

GONZALEZ / NAVAS PUR	2	0	ECU SIMISTERRA / VILELA
----------------------	---	---	-------------------------

11:30 Men's Teams Classification 13°-16° Match 1

Centro de Vóleybol Playa

VARELA / DYNER CRC	0	2	MCA MORA / LOPEZ
--------------------	---	---	------------------

12:00 Men's Teams Round of 12 Match 2

Centro de Vóleybol Playa

HANNIBAL / LLAMBIAS URU	0	2	CAN MACNEIL / RUSSELL
-------------------------	---	---	-----------------------

12:30 Men's Teams Classification 13°-16° Match 2

Centro de Vóleybol Playa

GARCIA / LEONARDO EAI	0	2	ESA FLORES / GUATEMALA
-----------------------	---	---	------------------------

13:00 Men's Teams Round of 12 Match 4

Centro de Vóleybol Playa

LOYOLA / SOUTO BRA	2	0	PAR MASSARE / MELGAREJO
--------------------	---	---	-------------------------

16:00 Women's Teams Round of 12 Match 6

Centro de Vóleybol Playa

MONGELOS / VALIENTE PAR	0	2	PER GAONA / ALLCCA
-------------------------	---	---	--------------------

17:00 Men's Teams Round of 12 Match 6

Centro de Vóleybol Playa

TENORIO / LEON ECU	2	0	BOL CALVO / SALVATIERRA
--------------------	---	---	-------------------------

18:00 Men's Teams Round of 12 Match 8

Centro de Vóleybol Playa

MURRAY / NORIEGA COL	0	2	MEX SARABIA / VIRGEN
----------------------	---	---	----------------------

19:00 Women's Teams Round of 12 Match 8

Centro de Vóleybol Playa

VORPAHL / RIVAS CHI	2	0	COL RIOS / GUZMAN
---------------------	---	---	-------------------





Union Panamericana Voleibol



Santiago 2023

Juegos PanAm | ParapanAm
Santiago de Chile • October 21-27

	SAT 21	SUN 22	MON 23	TUE 24	WED 25	THU 26	FRI 27
--	------------------	------------------	------------------	------------------	------------------	------------------	------------------

09:30 Women's Teams Classification 15°-16°

Centro de Vóleybol Playa

ACUÑA / BIANCHI URU **2** **0** ESA MOLINA / SOLER

10:00 Women's Teams Quarterfinals Match 1

Centro de Vóleybol Playa

GUTIERREZ / FLORES MEX **0** **2** ARG GALLAY / PEREYRA

10:30 Women's Teams Classification 13°-14°

Centro de Vóleybol Playa

ARAYA / WILLIAMS CRC **2** **1** EAI ALVARADO / GIRON

11:00 Women's Teams Quarterfinals Match 2

Centro de Vóleybol Playa

HUMANA-PAREDES / WILKERSON CAN **2** **0** PUR GONZALEZ / NAVAS

11:30 Men's Teams Classification 9°-12° Match 1

Centro de Vóleybol Playa

HANNIBAL / LLAMBIAS URU **2** **1** PAR MASSARE / MELGAREJO

12:00 Men's Teams Quarterfinals Match 3

Centro de Vóleybol Playa

ALAYO / DIAZ CUB **2** **0** ECU TENORIO / LEON

12:30 Men's Teams Classification 9°-12° Match 2

Centro de Vóleybol Playa

CALVO / SALVATIERRA BOL **1** **2** COL MURRAY / NORIEGA

13:00 Men's Teams Quarterfinals Match 4

Centro de Vóleybol Playa

WEBBER / SMITH USA **2** **0** MEX SARABIA / VIRGEN

15:30 Women's Teams Classification 9°-12° Match 1

Centro de Vóleybol Playa

PAYANO / ALMANZAR DOM **2** **0** ECU SIMISTERRA / VILELA

Results— Men's & Women's Beach Volleyball

16:00 Women's Teams Quarterfinals Match 3

Centro de Vóleybol Playa

SILVA / SANTOS BRA **2** **0** PER GAONA / ALLCCA

16:30 Women's Teams Classification 9°-12° Match 2

Centro de Vóleybol Playa

MONGELOS / VALIENTE PAR **1** **2** COL RIOS / GUZMAN

17:00 Men's Teams Quarterfinals Match 2

Centro de Vóleybol Playa

CAPOGROSSO / CAPOGROSSO ARG **1** **2** BRA LOYOLA / SOUTO

17:30 Men's Teams Classification 15°-16°

Centro de Vóleybol Playa

VARELA / DYNER CRC **0** **2** EAI GARCIA / LEONARDO

18:00 Women's Teams Quarterfinals Match 4

Centro de Vóleybol Playa

QUIGGLE / MURPHY USA **2** **0** CHI VORPAHL / RIVAS

18:30 Men's Teams Classification 13°-14°

Centro de Vóleybol Playa

MORA / LOPEZ MEX **2** **1** ESA FLORES / GUATEMALA

19:00 Men's Teams Quarterfinals Match 1

Centro de Vóleybol Playa

GRIMALT / GRIMALT CHI **2** **0** CAN MACNEIL / RUSSELL





Union Panamericana Voleibol



Santiago 2023

Juegos PanAm | ParapanAm
Santiago de Chile • October 21-27

SAT 21 SUN 22 MON 23 TUE 24 WED 25 **THU 26** FRI 27

Results— Men's & Women's Beach Volleyball

09:30 Women's Teams Classification 11^o-12^o

Centro de Vóleybol Playa

SIMISTERRA / VILELA ECU 0 2 PAR MONGELOS / VALIENTE

10:00 Women's Teams Classification 5^o-8^o Match 1

Centro de Vóleybol Playa

GUTIERREZ / FLORES MEX 2 1 PUR GONZALEZ / NAVAS

10:30 Women's Teams Classification 9^o-10^o

Centro de Vóleybol Playa

PAYANO / ALMANZAR DOM 2 0 COL RIOS / GUZMAN

11:00 Women's Teams Classification 5^o-8^o Match 2

Centro de Vóleybol Playa

GAONA / ALLCCA PER 2 0 CHI VORPAHL / RIVAS

11:30 Men's Teams Classification 11^o-12^o

Centro de Vóleybol Playa

MASSARE / MELGAREJO PAR 2 0 BOL CALVO / SALVATIERRA

12:00 Men's Teams Classification 5^o-8^o Match 1

Centro de Vóleybol Playa

MACNEIL / RUSSELL CAN 2 0 ARG CAPOGROSSO / CAPOGROSSO

12:30 Men's Teams Classification 9^o-10^o

Centro de Vóleybol Playa

HANNIBAL / LLAMBIAS URU 2 1 COL MURRAY / NORIEGA

13:00 Men's Teams Classification 5^o-8^o Match 2

Centro de Vóleybol Playa

TENORIO / LEON ECU 1 2 MEX SARABIA / VIRGEN

16:00 Women's Teams Semifinals Match 1

Centro de Vóleybol Playa

GALLAY / PEREYRA ARG 0 2 CAN HUMANA-PAREDES / WILKEF

17:00 Women's Teams Semifinals Match 2

Centro de Vóleybol Playa

SILVA / SANTOS BRA 2 0 USA QUIGGLE / MURPHY

18:00 Men's Teams Semifinals Match 2

Centro de Vóleybol Playa

ALAYO / DIAZ CUB 2 0 USA WEBBER / SMITH

19:00 Men's Teams Semifinals Match 1

Centro de Vóleybol Playa

GRIMALT / GRIMALT CHI 0 2 BRA LOYOLA / SOUTO





Union Panamericana Voleibol



Santiago 2023

Juegos PanAm | ParapanAm
Santiago de Chile • October 21-27

	SAT 21	SUN 22	MON 23	TUE 24	WED 25	THU 26	FRI 27
--	-----------	-----------	-----------	-----------	-----------	-----------	-----------

09:00 Women's Teams Classification 7°-8°

Centro de Vóleybol Playa

GONZALEZ / NAVAS PUR	2	1	CHI VORPAHL / RIVAS
----------------------	---	---	---------------------

10:00 Women's Teams Classification 5°-6°

Centro de Vóleybol Playa

GUTIERREZ / FLORES MEX	2	0	PER GAONA / ALLCCA
------------------------	---	---	--------------------

11:00 Men's Teams Classification 7°-8°

Centro de Vóleybol Playa

CAPOGROSSO / CAPOGROSSO ARG	INJ	-	ECU TENORIO / LEON
-----------------------------	-----	---	--------------------

12:00 Men's Teams Classification 5°-6°

Centro de Vóleybol Playa

MACNEIL / RUSSELL CAN	-	INJ	MEX SARABIA / VIRGEN
-----------------------	---	-----	----------------------

15:00 Women's Teams Finals Bronze Medal Match 🏆

Centro de Vóleybol Playa

GALLAY / PEREYRA ARG	0	2	USA QUIGGLE / MURPHY
----------------------	---	---	----------------------

16:00 Men's Teams Finals Bronze Medal Match 🏆

Centro de Vóleybol Playa

WEBBER / SMITH USA	1	2	CHI GRIMALT / GRIMALT
--------------------	---	---	-----------------------

17:00 Women's Teams Finals Gold Medal Match 🏆

Centro de Vóleybol Playa

HUMANA-PAREDES / WILKERSON CAN	0	2	BRA SILVA / SANTOS
--------------------------------	---	---	--------------------

18:00 Men's Teams Finals Gold Medal Match 🏆

Centro de Vóleybol Playa

ALAYO / DIAZ CUB	1	2	BRA LOYOLA / SOUTO
------------------	---	---	--------------------

Results— Men's & Women's Beach Volleyball



WOMEN'S TEAMS

WINNERS



CAN HUMANA-PAREDES Melissa
WILKERSON Brandie

BRA SILVA RAMOS Ana Patricia
SANTOS LISBOA Eduarda

USA QUIGGLE Corinne Nicole
MURPHY Sarah Schermerhorn

2

1

3

FINAL RANKS

Rank Name

- | | | |
|----|-----|---|
| 4 | ARG | GALLAY Ana María
PEREYRA Fernanda Gabriela |
| 5 | MEX | GUTIERREZ GUZMAN Atenas Angelica
FLORES CASTRO Abril Cristina |
| 6 | PER | GAONA AREVALO Claudia Andrea
ALLCCA MERINO Lisbeth |
| 7 | PUR | GONZALEZ VALENTIN Maria Claudia
NAVAS SANCHEZ Allanis |
| 8 | CHI | VORPAHL VILLABLANCA Chris Andrea
RIVAS ZAPATA María Francisca |
| 9 | DOM | PAYANO VERAS Julibeth
ALMANZAR SOSA Bethania |
| 10 | COL | RIOS ARCILA Diana Marcela
GUZMAN GUERRERO Margarita Sofia |
| 11 | PAR | MONGELOS BOBADILLA Erika Sofia
VALIENTE AMARILLA Michelle Sharon |
| 12 | ECU | SIMISTERRA ORTIZ Karelys Anahis
VILELA BECERRA Ariana Stefania |
| 13 | CRC | ARAYA QUESADA Kianny Maria
WILLIAMS PANIAGUA Angel |
| 14 | EAI | ALVARADO FRANCO Paola Marie
GIRON BOESCHE Natalia Maria |
| 15 | URU | ACUÑA RAMOS Sol
BIANCHI WILKINSON Maria Isabel |
| 16 | ESA | SOLER DE TOBAR Nadia Ivonne
MOLINA DE LOPEZ Laura Isabel |



MEN'S TEAMS

WINNERS



CUB ALAYO MOLINER Jorge Luis
DÍAZ AMARO Noslen

BRA LOYOLA STEIN Andre
SOUTO MAIOR WANDERLEY George

CHI GRIMALT FUSTER Esteban
Mauricio
GRIMALT KROGH Marco
Alfonso

2

1

3

FINAL RANKS

Rank Name

- | | | |
|----|-----|---|
| 4 | USA | WEBBER Logan Michael
SMITH Hagen St John |
| 5 | CAN | MACNEIL Jake Raymond
RUSSELL Alexander William |
| 6 | MEX | SARABIA DELGADO Miguel Angel
VIRGEN PULIDO Juan Ramon |
| 7 | ECU | LEON NIEVES Dany Jair
TENORIO ANGULO Marcos Jose |
| 8 | ARG | CAPOGROSSO Tomás José
CAPOGROSSO Nicolas Matias |
| 9 | URU | HANNIBAL FUENTES Hans Federico
LLAMBIAS CARVALHO Nicolas |
| 10 | COL | MURRAY RAMIREZ Johan Andres
NORIEGA ROJAS Juan Carlos |
| 11 | PAR | MASSARE CANILLAS Giuliano
MELGAREJO BRITOS Gonzalo Matias |
| 12 | BOL | CALVO Luis
SALVATIERRA Ruddy |
| 13 | NCA | MORA ROMERO Ruben Alejandro
LOPEZ ALVARADO Dany Antonio |
| 14 | ESA | FLORES GIRON Franklin Orlando
GUATEMALA HERNANDEZ Armando Jose |
| 15 | EAI | GARCIA BETANCOURT Luis Augusto
LEONARDO BLANCO Andy Alexis |
| 16 | CRC | VARELA GUERRERO Jhostin Rancel
DYNER VILLA Daniel |





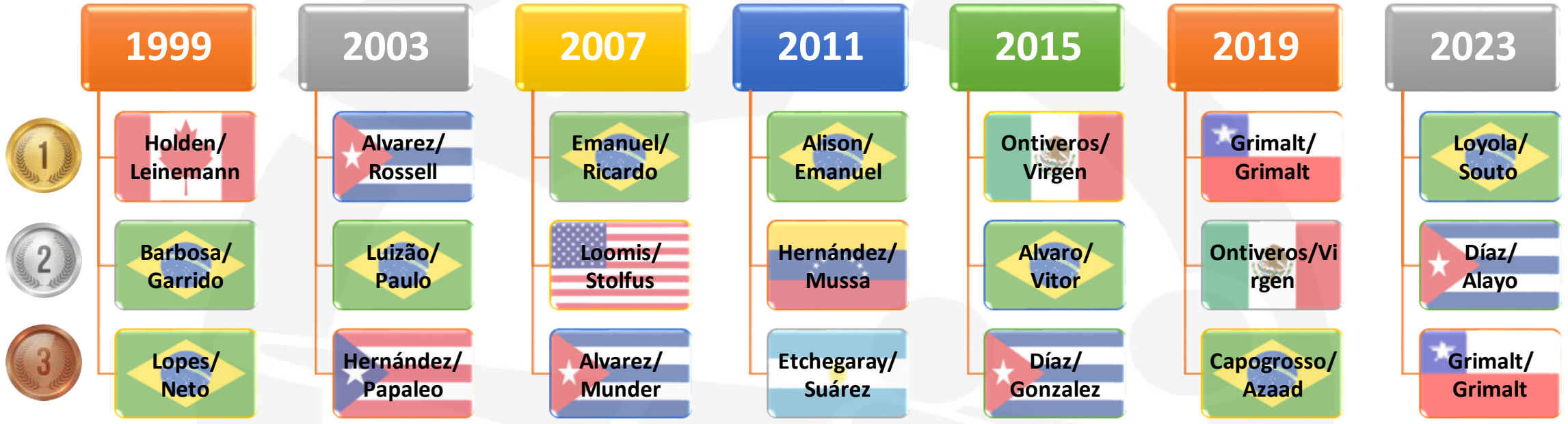
Union Panamericana Voleibol



Santiago 2023


Juegos PanAm | ParapanAm
Santiago de Chile • October 21-27

Men's Podiums



Men's Composite Medals

Flag	Country	Gold	Silver	Bronze	Total
	BRA	3	3	2	8
	MEX	1	1	0	2
	CUB	1	1	2	4
	CAN	1	0	0	1
	CHI	1	0	1	2
	USA	0	1	0	1
	VEN	0	1	0	1
	ARG	0	0	1	1
	PUR	0	0	1	1





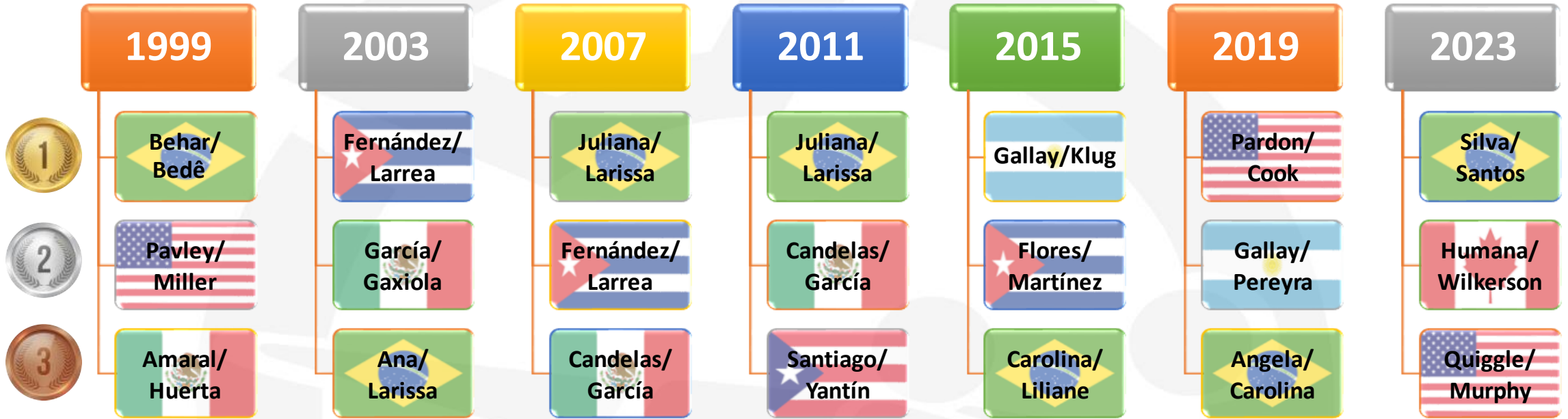
Union Panamericana Voleibol



Santiago 2023


Juegos PanAm | ParapanAm
Santiago de Chile • October 21-27

Women's Podiums



Women's Composite Medals

Flag	Country	Gold	Silver	Bronze	Total
	BRA	4	0	3	7
	MEX	0	2	2	4
	CUB	1	2	0	3
	CAN	0	1	0	1
	USA	1	1	1	3
	ARG	1	1	0	2
	PUR	0	0	1	1



October 20th. 2023
Melissa and Brandie Canada's Santiago 2023 Opening Ceremony flag bearers
 SANTIAGO, Chile, October 20, 2023.- The Canadian Olympic Committee (COC) announced that beach volleyball partners. [More Español](#)



October 17th. 2023
Beach Volleyball brings together 32 teams at Santiago 2023
 SANTIAGO, Chile, October 17, 2023 - The Beach Volleyball tournament at the Santiago 2023 Pan American Games to be held at the Beach Volleyball Center at Peñalolén Park from October 21 to 27 will bring together 32 teams, with 16 pairs per gender. [More Español](#)



October 16th. 2023
A look ahead of Beach Volleyball at the Pan American Games
 SANTIAGO, Chile, October 16, 2023.- The Beach Volleyball double gender tournament at the 2023 Pan American Sports Games will take place at Peñalolén Park in the City of Santiago, Chile, from October 21 to 27. The Beach Volleyball Center in Peñalolén Park. [More Español](#)

NorcecaInfo @Norceca_Info · 18 oct.
 Women's Beach Volleyball Santiago 2023

📅 October 21-27

Pool A 🇨🇱 🇲🇽 🇪🇨 🇨🇷
 Pool B 🇺🇸 🇦🇷 🇵🇸 🇵🇪
 Pool C 🇧🇷 🇵🇷 🇨🇦 🇮🇸
 Pool D 🇨🇴 🇸🇻 🇨🇦 🇺🇷

More Info 🔗 link in bio

BEACH VOLLEYBALL WOMEN Santiago 2023

POOL A		POOL B	
CHILE	MEXICO	UNITED STATES	ARGENTINA
ECUADOR	COSTA RICA	PANAM SPORTS	PERU
POOL C		POOL D	
BRAZIL	PUERTO RICO	CANADA	PARAGUAY
COLOMBIA	EL SALVADOR	DOM. REP.	URUGUAY

Santiago 2023



Union Panamericana Voleibol



Santiago 2023

Juegos PanAm | ParapanAm
Santiago de Chile • October 21-27

Recap



October 21th. 2023

Women make a strong start in Beach Volleyball at Santiago 2023

SANTIAGO, Chile, October 21, 2023.- The women's beach volleyball tournament of the Pan American Games Santiago 2023 kicked off on Saturday, October 21, with the top-ranked pairs securing their victories without much trouble. [More Español](#)



October 21th. 2023

A great atmosphere in Santiago 2023 beach volleyball

SANTIAGO, Chile, October 21, 2023. Beach volleyball at the Santiago 2023 Pan American Games began this Saturday, October 21, with a large number of fans who filled the Beach Volleyball Center in Peñalolén Park. [More Español](#)



October 20th. 2023

Spectacular high-level expected at Pan American Beach Volleyball

SANTIAGO, Chile, October 20, 2023.- The Beach Volleyball Tournament at the Pan American Games Santiago 2023 will kick off on Saturday at the Beach Volleyball Center in Parque Peñalolén that features two spectacular courts ready for a high-level competition. [More Español](#)





Union Panamericana Voleibol



Santiago 2023

Juegos PanAm | ParapanAm
Santiago de Chile • October 21-27

Recap



October 22th. 2023

Qualification at stake in the Men's Beach Volleyball at Santiago 2023

SANTIAGO, Chile, October 22, 2023 - The Men's Beach Volleyball Tournament at the 2023 Santiago Pan American Games has reached a point of maximum anticipation where the top positions in each group will be decided on Monday will determine the top positions in each group. [More Español](#)



October 22th. 2023

Eight pairs secured their second consecutive victory in Women's Beach Volleyball at Santiago 2023

SANTIAGO, Chile, October 22, 2023 - Eight pairs secured their second consecutive victory in the Women's Beach Volleyball tournament at the 2023 Santiago Pan American Games, and on Monday they will compete for a spot in the quarterfinals. [More Español](#)



October 21th. 2023

Exciting matchups in the men's Beach Volleyball at Santiago 2023

SANTIAGO, Chile, October 21, 2023.- The men's Beach Volleyball tournament of the Pan American Games Santiago 2023 kicked off on Saturday, October 21, with some tightly contested matches and others that ended quickly. [More Español](#)



NorcecaInfo @Norceca_Info · 23 oct.
Cuban 🇨🇺 Jorge Alayo and Noslen Díaz are moving on to quarterfinals at @santiago2023

Alayo/Díaz 🇨🇺 topped Pool C beating Loyola/Souto of Brazil 🇧🇷 2-1 (21-16, 18-21, 15-8)

More info 🗨 link in bio

#norceca #beachvolleyball #PanamSports #Santiago2023



NorcecaInfo @Norceca_Info · 23 oct.
Atenas Gutierrez and Abril Flores 🇨🇺 won Pool A over hosts Maria Rivas Zapata and Andrea Chris Vorpahl 🇲🇪 2-0 (22-14, 21-15) at Women's Beach Volleyball in @santiago2023 Pan Am Games

Gutierrez/Flores advanced directly into quarterfinals.

More info 🗨 Link in bio





Union Panamericana Voleibol



Santiago 2023

Juegos PanAm | ParapanAm
Santiago de Chile • October 21-27

Recap



October 23th, 2023
Canada, USA, Mexico, and Brazil await in Women's Beach Volleyball Quarterfinals
SANTIAGO, Chile, October 23, 2023 - Brandie Wilkerson/Melissa Humana-Paredes of Canada, Corinne Quiggle/Sarah Murphy of the United States, Atenas Gutiérrez/Abril Flores of Mexico, and Ana Patricia/Duda of Brazil advanced directly to the quarterfinals. [More Español](#)



October 23th, 2023
Argentina and USA advance to the Men's Quarterfinals
SANTIAGO, Chile, October 23, 2023 - Argentinians Nicolás and Tomás Capogrosso and the United States duo of Logan Webber and Hagen Smith have advanced to the quarterfinals of the Men's Beach Volleyball tournament at the 2023 Pan American Games in Santiago. [More Español](#)



October 23th, 2023
Canada and the United States secure direct tickets in the Women's Quarterfinals
SANTIAGO, Chile, October 23, 2023 - Brandie Wilkerson/Melissa Humana-Paredes from Canada and Corinne Quiggle/Sarah Murphy from the United States advanced directly to the quarterfinals of the Women's Beach Volleyball tournament at the 2023 Santiago Pan American Games. [More Español](#)

NorcecaInfo @Norceca_Info · 24 oct.
Allanis Navas and María Gonzalez of Puerto Rico 🇵🇷 advance to quarterfinals at the Pan Am Games @santiago2023

Navas/Gonzalez 🇵🇷 defeated Karelys/Ariana of Ecuador 🇪🇨 2-0 (21-17, 21-14) and will face Brandie/Melissa 🇨🇦 in Wednesday's quarterfinals

#Santiago2023 #PanamSports



NorcecaInfo @Norceca_Info · 24 oct.
Jake Macneil and Alexander Russell from Canada 🇨🇦 advance to quarterfinals in Men's Beach Volleyball at @santiago2023

The Canadians defeated Hans Hannibal and Nicolas Llambias from Uruguay 🇺🇾 2-0 (21-14, 21-16) and will play Esteban and Marco Grimalt 🇨🇷 in quarterfinals.





Union Panamericana Voleibol



Santiago 2023

Juegos PanAm | ParapanAm
Santiago de Chile • October 21-27

Recap



October 26th, 2023
Canada and Brazil reach Santiago 2023 Women's Beach Volleyball Finals
SANTIAGO, Chile, October 26, 2023 - Brandie Wilkerson/Melissa Humana-Paredes from Canada and the 2023 world runners-up Ana Patricia/Duda from Brazil will face off in the Women's Beach Volleyball final of the nineteenth Pan American Games Santiago 2023 at Parque Peñalolén on Friday. [More Español](#)



October 25th, 2023
USA against Brazil and Canada face Argentina in Women's Beach Volleyball Semifinals
SANTIAGO, Chile, October 25, 2023.- In women's Beach Volleyball semifinals at Santiago 2023, Corinne Quiggle/Sarah Murphy from the United States will face Ana Patricia/Duda from Brazil, while Brandie Wilkerson/Melissa Humana-Paredes from Canada will play Ana Gally/Fernanda Pereyra. [More Español](#)



October 25th, 2023
Cuba against USA and Chile versus Brazil in Men's Beach Volleyball Semifinals
SANTIAGO, Chile, October 24, 2023. - Hagen Smith/Logan Webber of the United States and Jorge Alayo/Noslen Díaz of Cuba, the current champions Marco Grimalt/Esteban Grimalt of Chile, and George/Andre of Brazil, will feature in the Men's Beach Volleyball semifinals at the 2023 Pan American Games in Santiago. [More Español](#)

NorcecaInfo @Norceca_Info · 24 oct. ...
Allanis Navas and María Gonzalez of Puerto Rico 🇵🇷 advance to quarterfinals at the Pan Am Games @santiago2023

Navas/Gonzalez 🇵🇷 defeated Karelys/Ariana of Ecuador 🇪🇨 2-0 (21-17, 21-14) and will face Brandie/Melissa 🇨🇦 in Wednesday's quarterfinals

#Santiago2023 #PanamSports

NorcecaInfo @Norceca_Info · 24 oct. ...
Jake Macneil and Alexander Russell from Canada 🇨🇦 advance to quarterfinals in Men's Beach Volleyball at @santiago2023

The Canadians defeated Hans Hannibal and Nicolas Llambias from Uruguay 🇺🇾 2-0 (21-14, 21-16) and will play Esteban and Marco Grimalt 🇨🇱 in quarterfinals.



Union Panamericana Voleibol



Santiago 2023

Juegos PanAm | ParapanAm
Santiago de Chile • October 21-27

Recap



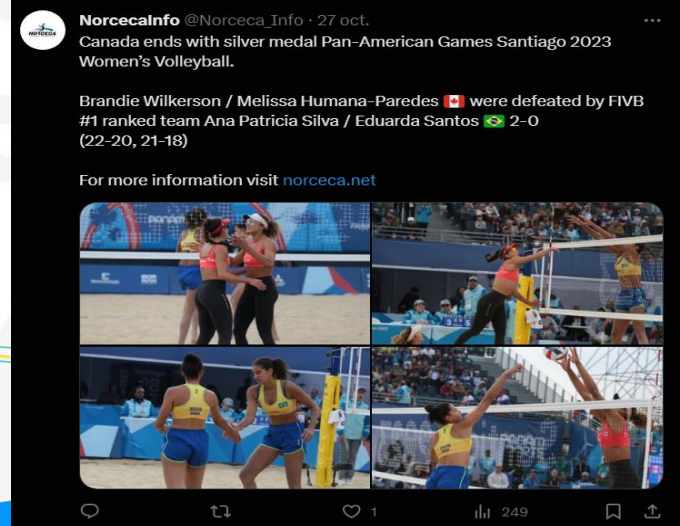
October 27th. 2023
Brazilians Ana Patricia and Duda Brazil Champions of Women's Beach Volleyball at Santiago 2023
SANTIAGO, Chile, October 26, 2023 – Brazilians Ana Patricia and Duda secured a 2-0 victory (22-20, 21-18) over Canadians Brandie Wilkerson and Melissa Humana-Paredes in the Women's Beach Volleyball tournament at the 2023 Pan American Games in Santiago. [More Español](#)



October 27th. 2023
George and André secure Gold for Brazil in Men's Beach Volleyball at Santiago 2023
SANTIAGO, Chile, October 27, 2023 - George and André of Brazil clinched the gold medal by defeating Cubans Noslen Díaz and Jorge Alayo 2-1 (21-12, 19-21, 15-13) in the Men's Beach Volleyball Tournament at the 2023 Pan American Games in Santiago. [More Español](#)



October 26th. 2023
Cuba and Brazil return to Men's Beach Volleyball Pan American Games finals
SANTIAGO, Chile, October 26, 2023. Cuba and Brazil will feature in a dream final with a taste of revenge in the Men's Beach Volleyball Tournament of the Pan American Games Santiago 2023, to be held on Friday at Parque Peñalolén. [More Español](#)



Follow Us



www.norceca.net



@norceca_info



@norcecainfo



@norcecainfo



@norcecainfo



PANAM
SPORTS



CSV
CONFEDERACIÓN
SUDAMERICANA
DE VOLEIBOL

FIVB

FÉDÉRATION INTERNATIONALE
DE VOLLEYBALL





Union Panamericana Voleibol

BEACH VOLLEYBALL

Santiago

2023

Juegos PanAm | ParapanAm
Santiago de Chile • October 21-27

Men & Women

Bulletin No 1

Thursday, October 20, 2023





Men's Panamerican Games 2023

21 - 27-Oct-2023
Men

Daily Bulletin No. 1

20 October 2023



No.	Rnd.	Date	Team A	Team B	Ct.	Time
1	PA	21-Oct	Sarabia /Virgen (MEX)	Giuliano/Gonzalo (PAR)	1	18:00
2	PA	21-Oct	Grimalt M./Grimalt E. (CHI)	Mora/Lopez (NCA)	1	20:00
3	PB	21-Oct	Hannibal/Llambías (URU)	Blanco/Garcia (GUA)	1	14:00
4	PB	21-Oct	Smith/Webber (USA)	Salvatierra/Calvo (BOL)	1	13:00
5	PC	21-Oct	Diaz/Alayo (CUB)	Noriega/Murray (COL)	2	19:30
6	PC	21-Oct	George/Andre (BRA)	Guatemala/Flores (ESA)	2	18:30
7	PD	21-Oct	Capogrosso N./Capogrosso T. (ARG)	D. Dyner/Varela (CRC)	2	13:30
8	PD	21-Oct	MacNeil/Russell (CAN)	Leon/Marcos (ECU)	2	12:30
9	PA	22-Oct	Grimalt M./Grimalt E. (CHI)	Giuliano/Gonzalo (PAR)	1	20:00
10	PA	22-Oct	Sarabia /Virgen (MEX)	Mora/Lopez (NCA)	1	18:00
11	PB	22-Oct	Smith/Webber (USA)	Blanco/Garcia (GUA)	1	13:00
12	PB	22-Oct	Hannibal/Llambías (URU)	Salvatierra/Calvo (BOL)	1	14:00
13	PC	22-Oct	George/Andre (BRA)	Noriega/Murray (COL)	2	18:30
14	PC	22-Oct	Diaz/Alayo (CUB)	Guatemala/Flores (ESA)	2	19:30
15	PD	22-Oct	MacNeil/Russell (CAN)	D. Dyner/Varela (CRC)	2	12:30
16	PD	22-Oct	Capogrosso N./Capogrosso T. (ARG)	Leon/Marcos (ECU)	2	13:30
17	PA	23-Oct	Grimalt M./Grimalt E. (CHI)	Sarabia /Virgen (MEX)	1	20:00
18	PA	23-Oct	Giuliano/Gonzalo (PAR)	Mora/Lopez (NCA)	1	18:00
19	PB	23-Oct	Smith/Webber (USA)	Hannibal/Llambías (URU)	1	13:00
20	PB	23-Oct	Blanco/Garcia (GUA)	Salvatierra/Calvo (BOL)	1	14:00
21	PC	23-Oct	George/Andre (BRA)	Diaz/Alayo (CUB)	2	18:30
22	PC	23-Oct	Noriega/Murray (COL)	Guatemala/Flores (ESA)	2	19:30
23	PD	23-Oct	MacNeil/Russell (CAN)	Capogrosso N./Capogrosso T. (ARG)	2	12:30
24	PD	23-Oct	D. Dyner/Varela (CRC)	Leon/Marcos (ECU)	2	13:30
25	R12	24-Oct	Draw	Draw		
26	R12	24-Oct	Draw	Draw		
27	R12	24-Oct	Draw	Draw		
28	R12	24-Oct	Draw	Draw		
29	QF	25-Oct	Draw	Winner of match 25		
30	QF	25-Oct	Draw	Winner of match 26		
31	QF	25-Oct	Draw	Winner of match 27		
32	QF	25-Oct	Draw	Winner of match 28		
33	C13/1 6	25-Oct	Draw	Draw		
34	C13/1 6	25-Oct	Draw	Draw		
35	C9/12	25-Oct	Loser of match 25	Loser of match 26		
36	C9/12	25-Oct	Loser of match 27	Loser of match 28		
37	C5/8	26-Oct	Loser of match 29	Loser of match 30		
38	C5/8	26-Oct	Loser of match 31	Loser of match 32		
39	SF	26-Oct	Winner of match 29	Winner of match 30		
40	SF	26-Oct	Winner of match 31	Winner of match 32		

No.	Rnd.	Date	Team A	Team B	Ct.	Time
41	F15	26-Oct	Loser of match 33	Loser of match 34		
42	F13	26-Oct	Winner of match 33	Winner of match 34		
43	F11	26-Oct	Loser of match 35	Loser of match 36		
44	F9	26-Oct	Winner of match 35	Winner of match 36		
45	F7	27-Oct	Loser of match 37	Loser of match 38		
46	F5	27-Oct	Winner of match 37	Winner of match 38		
47	F3	27-Oct	Loser of match 39	Loser of match 40		
48	F1	27-Oct	Winner of match 39	Winner of match 40		

Pan American Games 2023 - Beach Volleyball 2023

21 - 27-Oct-2023

B-2 Match schedule

G.	No.	Rnd.	Date	Team A	Top Color	Team B	Top Color	Ct.	Time
W	8	PD	21-Oct	Brandie/Melissa (CAN)	Pink	Bianchi/Acuña (URU)	Black	2	10:30
W	4	PB	21-Oct	Quiggle/Murphy (USA)	Red	Allcca/Gaona (PER)	White	1	11:00
W	7	PD	21-Oct	Erika/Michelle (PAR)	White	Payano/Almanzar (DOM)	Blue	2	11:30
W	3	PB	21-Oct	Gallay/Pereyra (ARG)	Black	N. Giron/Alvarado (PANAM)	Royal Blue	1	12:00
M	8	PD	21-Oct	MacNeil/Russell (CAN)	Red/Black	Leon/Marcos (ECU)	Yellow	2	12:30
M	4	PB	21-Oct	Smith/Webber (USA)	Gray	Salvatierra/Calvo (BOL)	Green	1	13:00
M	7	PD	21-Oct	Capogrosso N./Capogrosso T. (ARG)	White	D. Dyer/Varela (CRC)	Royal Blue	2	13:30
M	3	PB	21-Oct	Hannibal/Llambías (URU)	Black	Blanco/Garcia (PANAM)	White	1	14:00
W	6	PC	21-Oct	Ana Patrícia/Duda (BRA)	Yellow	Soler/Molina (ESA)	Dark Gray	2	16:30
W	1	PA	21-Oct	Gutierrez/Flores (MEX)	Black	Karelys/Ariana (ECU)	Yellow	1	17:00
W	5	PC	21-Oct	Gonzalez/Navas (PUR)	Blue	Diana/Margarita G (COL)	Yellow	2	17:30
M	1	PA	21-Oct	Sarabia /Virgen (MEX)	Black	Giuliano/Gonzalo (PAR)	Red	1	18:00
M	6	PC	21-Oct	George/Andre (BRA)	White	Guatemala/Flores (ESA)	Blue	2	18:30
W	2	PA	21-Oct	Rivas Zapata/Chris (CHI)	White	Williams /Quesada (CRC)	Red	1	19:00
M	5	PC	21-Oct	Diaz/Alayo (CUB)	Blue	Noriega/Murray (COL)	Yellow	2	19:30
M	2	PA	21-Oct	Grimalt M./Grimalt E. (CHI)	Red/White	Mora/Lopez (NCA)	Navy Blue	1	20:00

Pool A

Rank	Team		Match points	Matches		Sets			Points		
				Won	Lost	Won	Lost	Ratio	Won	Lost	Ratio
1	Grimalt M./Grimalt E. [1]	CHI	0	0	0	0	0	MAX	0	0	MAX
	Sarabia /Virgen [8]	MEX	0	0	0	0	0	MAX	0	0	MAX
	Giuliano/Gonzalo [9]	PAR	0	0	0	0	0	MAX	0	0	MAX
	Mora/Lopez [16]	NCA	0	0	0	0	0	MAX	0	0	MAX

Pool B

Rank	Team		Match points	Matches		Sets			Points		
				Won	Lost	Won	Lost	Ratio	Won	Lost	Ratio
1	Smith/Webber [2]	USA	0	0	0	0	0	MAX	0	0	MAX
	Hannibal/Llambías [7]	URU	0	0	0	0	0	MAX	0	0	MAX
	Blanco/Garcia [10]	GUA	0	0	0	0	0	MAX	0	0	MAX
	Salvatierra/Calvo [15]	BOL	0	0	0	0	0	MAX	0	0	MAX

Pool C

Rank	Team		Match points	Matches		Sets			Points		
				Won	Lost	Won	Lost	Ratio	Won	Lost	Ratio
1	George/Andre [3]	BRA	0	0	0	0	0	MAX	0	0	MAX
	Diaz/Alayo [6]	CUB	0	0	0	0	0	MAX	0	0	MAX
	Noriega/Murray [11]	COL	0	0	0	0	0	MAX	0	0	MAX
	Guatemala/Flores [14]	ESA	0	0	0	0	0	MAX	0	0	MAX

Pool D

Rank	Team		Match points	Matches		Sets			Points		
				Won	Lost	Won	Lost	Ratio	Won	Lost	Ratio
1	MacNeil/Russell [4]	CAN	0	0	0	0	0	MAX	0	0	MAX
	Capogrosso N./Capogrosso T. [5]	ARG	0	0	0	0	0	MAX	0	0	MAX
	D. Dyner/Varela [12]	CRC	0	0	0	0	0	MAX	0	0	MAX
	Leon/Marcos [13]	ECU	0	0	0	0	0	MAX	0	0	MAX

Main draw (16 teams)

Pos.	Type	No.	Player 1	Entry pts.	Tech pts.	No.	Player 2	Entry pts.	Tech pts.	Federation	Total entry	Total tech.
1		125329	Grimalt M.	840	3854	134415	Grimalt E.	840	3854	CHI	1680	7708
2		147317	Smith	416	536	162451	Webber	430	1430	USA	846	1966
3		142889	George	1330	3960	147009	Andre	1330	3960	BRA	2660	7920
4		141595	MacNeil	386	1610	140044	Russell	386	1610	CAN	772	3220
5		145990	Capogrosso N.	570	3672	174855	Capogrosso T.	570	3672	ARG	1140	7344
6		181857	Diaz	950	1836	167628	Alayo	950	1836	CUB	1900	3672
7		141398	Hannibal	580	1624	186675	Llambías	494	1334	URU	1074	2958
8		157373	Sarabia	544	2574	104509	Virgen	544	2574	MEX	1088	5148
9		178349	Giuliano	450	978	161861	Gonzalo	450	770	PAR	900	1748
10		120892	Blanco	588	1174	121014	Garcia	588	1258	GUA	1176	2432
11		185779	Noriega	470	898	141686	Murray	374	374	COL	844	1272
12		161512	D. Dyner	529	1039	183085	Varela	501	715	CRC	1030	1754
13		161721	Leon	492	950	149626	Marcos	492	770	ECU	984	1720
14		150163	Guatemala	270	498	139055	Flores	416	716	ESA	686	1214
15		175891	Salvatierra	194	194	156330	Calvo	126	126	BOL	320	320
16		137535	Mora	660	1084	141540	Lopez	336	464	NCA	996	1548

Signed agreement not received. Medical certificate not received. Online Anti-doping Educational Programme not completed (Play Clean). Online Competition Manipulation Course not completed.

Pos.	Team name	Player name	Player name	Ctry.	Points	Tec. p
1	Grimalt M./Grimalt E.	1 Grimalt Marco	2 Grimalt Esteban	CHI	1560	7428
2	Smith/Webber	1 Smith Hagen	2 Webber Logan	USA	896	1992
3	George/Andre	1 Souto Maior Wanderley George	2 Loyola Stein Andre	BRA	2120	8840
4	MacNeil/Russell	1 MacNeil Jake	2 Russell Alexander William	CAN	868	3060
5	Capogrosso N./Capogrosso T.	1 Capogrosso N. Nicolás	2 Capogrosso Tomas	ARG	1440	7552
6	Diaz/Alayo	1 Diaz Amaro Noslen	2 Alayo Moliner Jorge Luis	CUB	1780	4024
7	Hannibal/Llambías	1 Hannibal Hans	2 Llambías Carvalho Nicolás	URU	1040	2706
8	Sarabia /Virgen	1 Sarabia Delgado Miguel	2 Virgen Juan	MEX	1120	4768
9	Giuliano/Gonzalo	1 Massare Canillas Giuliano	2 Melgarejo Gonzalo	PAR	876	1532
10	Blanco/Garcia	1 Leonardo Blanco Andy Alexis	2 Garcia Betancourt Luis Augusto	GUA	1144	2304
11	Noriega/Murray	1 Noriega Rojas Juan Carlos	2 Murray Johan	COL	844	1272
12	D. Dynner/Varela	1 Dynner Villa Daniel	2 Varela Guerrero Jhostin	CRC	1030	1742
13	Leon/Marcos	1 Leon Nieves Dany Jair	2 Tenorio Angulo Marcos Jose	ECU	984	1796
14	Guatemala/Flores	2 Guatemala Hernández Armando José	1 Flores Giron Franklin Orlando	ESA	686	1046
15	Salvatierra/Calvo	1 Salvatierra Ruddy	2 Calvo Liendo Luis Gustavo	BOL	236	236
16	Mora/Lopez	1 Mora Romero Ruben Alejandro	2 López Alvarado Dany Antonio	NCA	980	1372



Women's Panamerican Games 2023

21 - 27-Oct-2023
Women

Daily Bulletin No. 1

20 October 2023



No.	Rnd.	Date	Team A	Team B	Ct.	Time
1	PA	21-Oct	Gutierrez/Flores (MEX)	Karelys/Ariana (ECU)	1	17:00
2	PA	21-Oct	Rivas Zapata/Chris (CHI)	Williams /Quesada (CRC)	1	19:00
3	PB	21-Oct	Gallay/Pereyra (ARG)	N. Giron/Alvarado (GUA)	1	12:00
4	PB	21-Oct	Quiggle/Murphy (USA)	Allcca/Gaona (PER)	1	11:00
5	PC	21-Oct	Gonzalez/Navas (PUR)	Diana/Margarita G (COL)	2	17:30
6	PC	21-Oct	Ana Patrícia/Duda (BRA)	Soler/Molina (ESA)	2	16:30
7	PD	21-Oct	Erika/Michelle (PAR)	Payano/Almanzar (DOM)	2	11:30
8	PD	21-Oct	Brandie/Melissa (CAN)	Bianchi/Acuña (URU)	2	10:30
9	PA	22-Oct	Rivas Zapata/Chris (CHI)	Karelys/Ariana (ECU)	1	19:00
10	PA	22-Oct	Gutierrez/Flores (MEX)	Williams /Quesada (CRC)	1	17:00
11	PB	22-Oct	Quiggle/Murphy (USA)	N. Giron/Alvarado (GUA)	1	11:00
12	PB	22-Oct	Gallay/Pereyra (ARG)	Allcca/Gaona (PER)	1	12:00
13	PC	22-Oct	Ana Patrícia/Duda (BRA)	Diana/Margarita G (COL)	2	16:30
14	PC	22-Oct	Gonzalez/Navas (PUR)	Soler/Molina (ESA)	2	17:30
15	PD	22-Oct	Brandie/Melissa (CAN)	Payano/Almanzar (DOM)	2	10:30
16	PD	22-Oct	Erika/Michelle (PAR)	Bianchi/Acuña (URU)	2	11:30
17	PA	23-Oct	Rivas Zapata/Chris (CHI)	Gutierrez/Flores (MEX)	1	19:00
18	PA	23-Oct	Karelys/Ariana (ECU)	Williams /Quesada (CRC)	1	17:00
19	PB	23-Oct	Quiggle/Murphy (USA)	Gallay/Pereyra (ARG)	1	11:00
20	PB	23-Oct	N. Giron/Alvarado (GUA)	Allcca/Gaona (PER)	1	12:00
21	PC	23-Oct	Ana Patrícia/Duda (BRA)	Gonzalez/Navas (PUR)	2	16:30
22	PC	23-Oct	Diana/Margarita G (COL)	Soler/Molina (ESA)	2	17:30
23	PD	23-Oct	Brandie/Melissa (CAN)	Erika/Michelle (PAR)	2	10:30
24	PD	23-Oct	Payano/Almanzar (DOM)	Bianchi/Acuña (URU)	2	11:30
25	R12	24-Oct	Draw	Draw		
26	R12	24-Oct	Draw	Draw		
27	R12	24-Oct	Draw	Draw		
28	R12	24-Oct	Draw	Draw		
29	QF	25-Oct	Draw	Winner of match 25		
30	QF	25-Oct	Draw	Winner of match 26		
31	QF	25-Oct	Draw	Winner of match 27		
32	QF	25-Oct	Draw	Winner of match 28		
33	C13/1 6	25-Oct	Draw	Draw		
34	C13/1 6	25-Oct	Draw	Draw		
35	C9/12	25-Oct	Loser of match 25	Loser of match 26		
36	C9/12	25-Oct	Loser of match 27	Loser of match 28		
37	C5/8	26-Oct	Loser of match 29	Loser of match 30		
38	C5/8	26-Oct	Loser of match 31	Loser of match 32		
39	SF	26-Oct	Winner of match 29	Winner of match 30		
40	SF	26-Oct	Winner of match 31	Winner of match 32		

No.	Rnd.	Date	Team A	Team B	Ct.	Time
41	F15	26-Oct	Loser of match 33	Loser of match 34		
42	F13	26-Oct	Winner of match 33	Winner of match 34		
43	F11	26-Oct	Loser of match 35	Loser of match 36		
44	F9	26-Oct	Winner of match 35	Winner of match 36		
45	F7	27-Oct	Loser of match 37	Loser of match 38		
46	F5	27-Oct	Winner of match 37	Winner of match 38		
47	F3	27-Oct	Loser of match 39	Loser of match 40		
48	F1	27-Oct	Winner of match 39	Winner of match 40		

Pan American Games 2023 - Beach Volleyball 2023

21 - 27-Oct-2023

B-2 Match schedule

G.	No.	Rnd.	Date	Team A	Top Color	Team B	Top Color	Ct.	Time
W	8	PD	21-Oct	Brandie/Melissa (CAN)	Pink	Bianchi/Acuña (URU)	Black	2	10:30
W	4	PB	21-Oct	Quiggle/Murphy (USA)	Red	Allcca/Gaona (PER)	White	1	11:00
W	7	PD	21-Oct	Erika/Michelle (PAR)	White	Payano/Almanzar (DOM)	Blue	2	11:30
W	3	PB	21-Oct	Gallay/Pereyra (ARG)	Black	N. Giron/Alvarado (PANAM)	Royal Blue	1	12:00
M	8	PD	21-Oct	MacNeil/Russell (CAN)	Red/Black	Leon/Marcos (ECU)	Yellow	2	12:30
M	4	PB	21-Oct	Smith/Webber (USA)	Gray	Salvatierra/Calvo (BOL)	Green	1	13:00
M	7	PD	21-Oct	Capogrosso N./Capogrosso T. (ARG)	White	D. Dyner/Varela (CRC)	Royal Blue	2	13:30
M	3	PB	21-Oct	Hannibal/Llambías (URU)	Black	Blanco/Garcia (PANAM)	White	1	14:00
W	6	PC	21-Oct	Ana Patrícia/Duda (BRA)	Yellow	Soler/Molina (ESA)	Dark Gray	2	16:30
W	1	PA	21-Oct	Gutierrez/Flores (MEX)	Black	Karelys/Ariana (ECU)	Yellow	1	17:00
W	5	PC	21-Oct	Gonzalez/Navas (PUR)	Blue	Diana/Margarita G (COL)	Yellow	2	17:30
M	1	PA	21-Oct	Sarabia /Virgen (MEX)	Black	Giuliano/Gonzalo (PAR)	Red	1	18:00
M	6	PC	21-Oct	George/Andre (BRA)	White	Guatemala/Flores (ESA)	Blue	2	18:30
W	2	PA	21-Oct	Rivas Zapata/Chris (CHI)	White	Williams /Quesada (CRC)	Red	1	19:00
M	5	PC	21-Oct	Diaz/Alayo (CUB)	Blue	Noriega/Murray (COL)	Yellow	2	19:30
M	2	PA	21-Oct	Grimalt M./Grimalt E. (CHI)	Red/White	Mora/Lopez (NCA)	Navy Blue	1	20:00

Pool A

Rank	Team		Match points	Matches		Sets			Points		
				Won	Lost	Won	Lost	Ratio	Won	Lost	Ratio
1	Rivas Zapata/Chris [1]	CHI	0	0	0	0	0	MAX	0	0	MAX
	Gutierrez/Flores [8]	MEX	0	0	0	0	0	MAX	0	0	MAX
	Karelys/Ariana [9]	ECU	0	0	0	0	0	MAX	0	0	MAX
	Williams /Quesada [16]	CRC	0	0	0	0	0	MAX	0	0	MAX

Pool B

Rank	Team		Match points	Matches		Sets			Points		
				Won	Lost	Won	Lost	Ratio	Won	Lost	Ratio
1	Quiggle/Murphy [2]	USA	0	0	0	0	0	MAX	0	0	MAX
	Gallay/Pereyra [7]	ARG	0	0	0	0	0	MAX	0	0	MAX
	N. Giron/Alvarado [10]	GUA	0	0	0	0	0	MAX	0	0	MAX
	Allcca/Gaona [15]	PER	0	0	0	0	0	MAX	0	0	MAX

Pool C

Rank	Team		Match points	Matches		Sets			Points		
				Won	Lost	Won	Lost	Ratio	Won	Lost	Ratio
1	Ana Patricia/Duda [3]	BRA	0	0	0	0	0	MAX	0	0	MAX
	Gonzalez/Navas [6]	PUR	0	0	0	0	0	MAX	0	0	MAX
	Diana/Margarita G [11]	COL	0	0	0	0	0	MAX	0	0	MAX
	Soler/Molina [14]	ESA	0	0	0	0	0	MAX	0	0	MAX

Pool D

Rank	Team		Match points	Matches		Sets			Points		
				Won	Lost	Won	Lost	Ratio	Won	Lost	Ratio
1	Brandie/Melissa [4]	CAN	0	0	0	0	0	MAX	0	0	MAX
	Erika/Michelle [5]	PAR	0	0	0	0	0	MAX	0	0	MAX
	Payano/Almanzar [12]	DOM	0	0	0	0	0	MAX	0	0	MAX
	Bianchi/Acuña [13]	URU	0	0	0	0	0	MAX	0	0	MAX

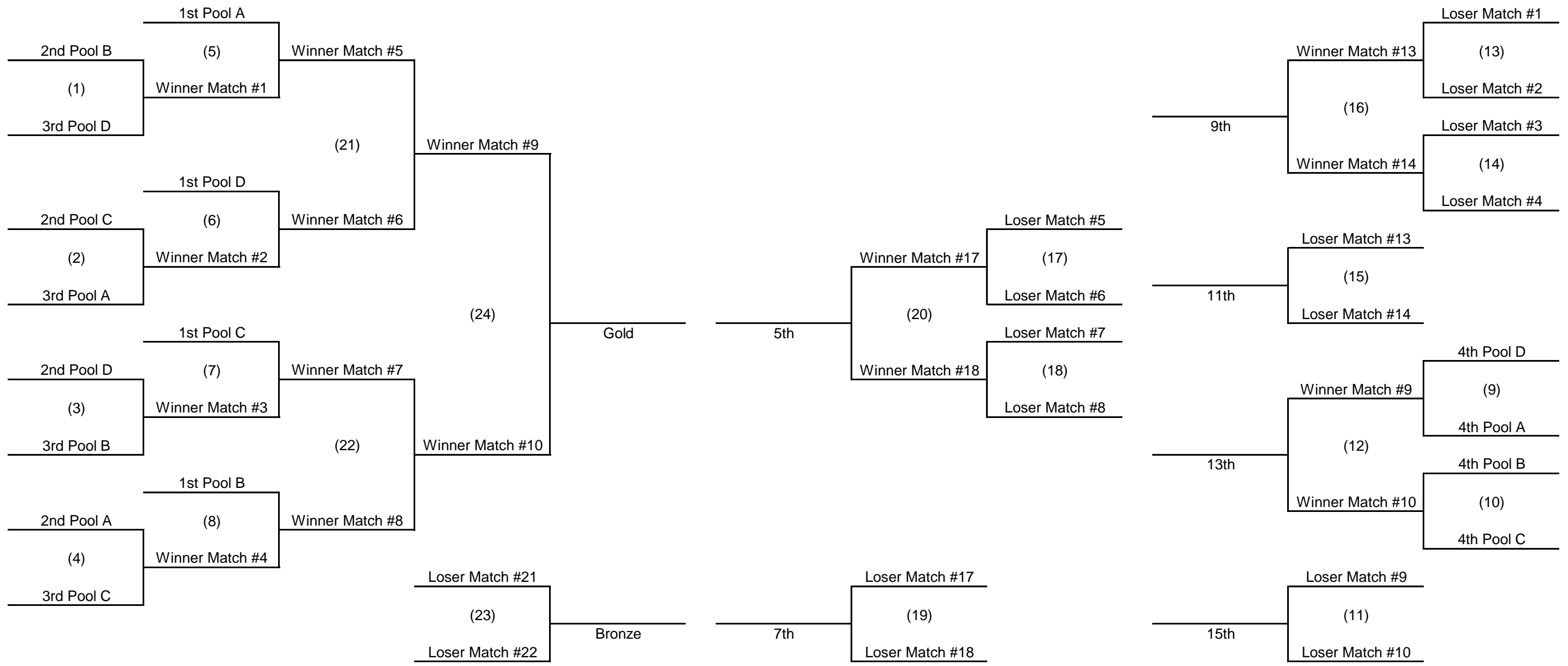
Main draw (16 teams)

Pos.	Type	No.	Player 1	Entry pts.	Tech pts.	No.	Player 2	Entry pts.	Tech pts.	Federation	Total entry	Total tech.
1		134715	Rivas Zapata	762	1328	135093	Chris	762	1664	CHI	1524	2992
2		157794	Quiggle	450	860	140553	Murphy	450	860	USA	900	1720
3		147073	Ana Patrícia	1800	5210	139087	Duda	1800	5210	BRA	3600	10420
4		141868	Brandie	1380	3320	124979	Melissa	1380	3020	CAN	2760	6340
5		145418	Erika	674	1996	141366	Michelle	674	2012	PAR	1348	4008
6		158155	Gonzalez	780	1620	161681	Navas	780	1620	PUR	1560	3240
7		120037	Gallay	500	1520	166926	Pereyra	490	1816	ARG	990	3336
8		163423	Gutierrez	502	2016	184727	Flores	502	1920	MEX	1004	3936
9		168772	Karelys	486	1082	134537	Ariana	486	946	ECU	972	2028
10		139960	N. Giron	491	1007	147196	Alvarado	72	72	GUA	563	1079
11		155110	Diana	434	878	140399	Margarita G	480	564	COL	914	1442
12		165255	Payano	412	484	117121	Almanzar	628	1004	DOM	1040	1488
13		171225	Bianchi	398	980	202270	Acuña	228	298	URU	626	1278
14		103869	Soler	452	908	117595	Molina	294	438	ESA	746	1346
15		155858	Allcca	514	1402	155859	Gaona	514	1402	PER	1028	2804
16		157015	Williams	504	672	182821	Quesada	504	868	CRC	1008	1540

● Signed agreement not received. ● Medical certificate not received. ● Online Anti-doping Educational Programme not completed (Play Clean). ● Online Competition Manipulation Course not completed.

Pos.	Team name	Player name	Player name	Ctry.	Points	Tec. p
1	Rivas Zapata/Chris	1 Rivas Zapata Maria Francisca	2 Vorpahl Villablanca Chris	CHI	1396	2768
2	Quiggle/Murphy	1 Quiggle Corinne	2 Murphy Sarah	USA	936	1376
3	Ana Patricia/Duda	1 Silva Ramos Ana Patricia	2 Santos Lisboa Eduarda	BRA	3840	12060
4	Brandie/Melissa	2 Wilkerson Brandie	1 Humana-Paredes Melissa	CAN	2920	7760
5	Erika/Michelle	1 Mongelos Bobadilla Erika Sofia	2 Valiente Amarilla Michelle Sharon	PAR	1368	4040
6	Gonzalez/Navas	1 Gonzalez Maria	2 Navas Sanchez Allanis	PUR	740	3720
7	Gallay/Pereyra	1 Gallay Ana	2 Pereyra Fernanda	ARG	950	3328
8	Gutierrez/Flores	1 Gutierrez Guzmán Atenas Angelica	2 Flores Castro Abril Cristina	MEX	1024	3932
9	Karelys/Ariana	1 Simisterra Ortiz Karelys	2 Vilela Becerra Ariana Estefanía	ECU	1004	2060
10	N. Giron/Alvarado	1 Giron Boesche Natalia Maria	2 Alvarado Franco Paola Marie	GUA	575	1007
11	Diana/Margarita G	1 Rios Diana	2 Guzman Margarita	COL	902	1334
12	Payano/Almanzar	1 Payano Veras Julibeth	2 Almanzar Bethania	DOM	1068	1704
13	Bianchi/Acuña	1 Bianchi Maria Isabel	2 Acuña Sol	URU	626	1194
14	Soler/Molina	1 Soler Yvonne	2 Molina Laura	ESA	746	1202
15	Allcca/Gaona	1 Allcca Merino Lisbeth	2 Gaona Arevalo Claudia	PER	1028	2588
16	Williams /Quesada	1 Williams Paniagua Angel	2 Araya Quesada Kianny María	CRC	996	1508

Santiago 2023 Pan American Games Beach Volleyball Playoff Bracket





Union Panamericana Voleibol

BEACH VOLLEYBALL

Santiago

2023

Juegos PanAm | ParapanAm
Santiago de Chile • October 21-27

Men & Women

Bulletin No 2

Friday, October 21, 2023





Men's Panamerican Games 2023

21 - 27-Oct-2023
Men

Daily Bulletin No. 2

21 October 2023



No.	Rnd.	Ct.	Date	Team A	Team B	Result	Dur.
1	PA	1	21 Oct	Sarabia /Virgen MEX	Giuliano/Gonzalo PAR	2-1 (19-21, 21-14, 15-13)	0:57
2	PA	1	21 Oct	Grimalt M./Grimalt E. CHI	Mora/Lopez NCA	2-0 (21-13, 21-17)	0:39
3	PB	1	21 Oct	Hannibal/Llambías URU	Blanco/Garcia GUA	2-0 (21-14, 21-13)	0:37
4	PB	1	21 Oct	Smith/Webber USA	Salvatierra/Calvo BOL	2-0 (21-15, 21-15)	0:35
5	PC	2	21 Oct	Diaz/Alayo CUB	Noriega/Murray COL	2-0 (21-8, 21-14)	0:35
6	PC	2	21 Oct	George/Andre BRA	Guatemala/Flores ESA	2-0 (21-7, 21-13)	0:30
7	PD	2	21 Oct	Capogrosso N./Capogrosso T. ARG	D. Dyner/Varela CRC	2-0 (21-12, 21-11)	0:30
8	PD	2	21 Oct	MacNeil/Russell CAN	Leon/Marcos ECU	0-2 (18-21, 20-22)	0:38
9	PA	1	22 Oct	Grimalt M./Grimalt E. CHI	Giuliano/Gonzalo PAR		
10	PA	1	22 Oct	Sarabia /Virgen MEX	Mora/Lopez NCA		
11	PB	1	22 Oct	Smith/Webber USA	Blanco/Garcia GUA		
12	PB	1	22 Oct	Hannibal/Llambías URU	Salvatierra/Calvo BOL		
13	PC	2	22 Oct	George/Andre BRA	Noriega/Murray COL		
14	PC	2	22 Oct	Diaz/Alayo CUB	Guatemala/Flores ESA		
15	PD	2	22 Oct	MacNeil/Russell CAN	D. Dyner/Varela CRC		
16	PD	2	22 Oct	Capogrosso N./Capogrosso T. ARG	Leon/Marcos ECU		
17	PA	1	23 Oct	Grimalt M./Grimalt E. CHI	Sarabia /Virgen MEX		
18	PA	1	23 Oct	Giuliano/Gonzalo PAR	Mora/Lopez NCA		
19	PB	1	23 Oct	Smith/Webber USA	Hannibal/Llambías URU		
20	PB	1	23 Oct	Blanco/Garcia GUA	Salvatierra/Calvo BOL		
21	PC	2	23 Oct	George/Andre BRA	Diaz/Alayo CUB		
22	PC	2	23 Oct	Noriega/Murray COL	Guatemala/Flores ESA		
23	PD	2	23 Oct	MacNeil/Russell CAN	Capogrosso N./Capogrosso T. ARG		
24	PD	2	23 Oct	D. Dyner/Varela CRC	Leon/Marcos ECU		
25	R12		24 Oct	Draw	Draw		
26	R12		24 Oct	Draw	Draw		
27	R12		24 Oct	Draw	Draw		
28	R12		24 Oct	Draw	Draw		
29	QF		25 Oct	Draw	Winner of match 25		
30	QF		25 Oct	Draw	Winner of match 26		
31	QF		25 Oct	Draw	Winner of match 27		
32	QF		25 Oct	Draw	Winner of match 28		
33	C13/16		25 Oct	Draw	Draw		
34	C13/16		25 Oct	Draw	Draw		
35	C9/12		25 Oct	Loser of match 25	Loser of match 26		
36	C9/12		25 Oct	Loser of match 27	Loser of match 28		

No.	Rnd.	Ct.	Date	Team A	Team B	Result	Dur.
37	C5/8		26 Oct	Loser of match 29	Loser of match 30		
38	C5/8		26 Oct	Loser of match 31	Loser of match 32		
39	SF		26 Oct	Winner of match 29	Winner of match 30		
40	SF		26 Oct	Winner of match 31	Winner of match 32		
41	F15		26 Oct	Loser of match 33	Loser of match 34		
42	F13		26 Oct	Winner of match 33	Winner of match 34		
43	F11		26 Oct	Loser of match 35	Loser of match 36		
44	F9		26 Oct	Winner of match 35	Winner of match 36		
45	F7		27 Oct	Loser of match 37	Loser of match 38		
46	F5		27 Oct	Winner of match 37	Winner of match 38		
47	F3		27 Oct	Loser of match 39	Loser of match 40		
48	F1		27 Oct	Winner of match 39	Winner of match 40		

No.	Rnd.	Date	Team A	Color	Team B	Color	Ct.	Time
15	PD	22-Oct	MacNeil/Russell (CAN)	Red/Black	D. Dyner/Varela (CRC)	White	2	12:30
11	PB	22-Oct	Smith/Webber (USA)	Gray	Blanco/Garcia (PANAM)	White	1	13:00
16	PD	22-Oct	Capogrosso N./Capogrosso T. (ARG)	White	Leon/Marcos (ECU)	Yellow	2	13:30
12	PB	22-Oct	Hannibal/Llambías (URU)	Black	Salvatierra/Calvo (BOL)	Green	1	14:00
10	PA	22-Oct	Sarabia /Virgen (MEX)	Black	Mora/Lopez (NCA)	White	1	18:00
13	PC	22-Oct	George/Andre (BRA)	White	Noriega/Murray (COL)	Yellow	2	18:30
14	PC	22-Oct	Diaz/Alayo (CUB)	Blue	Guatemala/Flores (ESA)	Purple	2	19:30
9	PA	22-Oct	Grimalt M./Grimalt E. (CHI)	Red/White	Giuliano/Gonzalo (PAR)	Blue	1	20:00

Pool A

Rank	Team		Match points	Matches		Sets			Points		
				Won	Lost	Won	Lost	Ratio	Won	Lost	Ratio
1	Grimalt M./Grimalt E. [1]	CHI	2	1	0	2	0	MAX	42	30	1.4000
2	Sarabia /Virgen [8]	MEX	2	1	0	2	1	2.000	55	48	1.1458
3	Giuliano/Gonzalo [9]	PAR	1	0	1	1	2	0.500	48	55	0.8727
4	Mora/Lopez [16]	NCA	1	0	1	0	2	0.000	30	42	0.7143

Pool B

Rank	Team		Match points	Matches		Sets			Points		
				Won	Lost	Won	Lost	Ratio	Won	Lost	Ratio
1	Hannibal/Llambías [7]	URU	2	1	0	2	0	MAX	42	27	1.5556
2	Smith/Webber [2]	USA	2	1	0	2	0	MAX	42	30	1.4000
3	Salvatierra/Calvo [15]	BOL	1	0	1	0	2	0.000	30	42	0.7143
4	Blanco/Garcia [10]	GUA	1	0	1	0	2	0.000	27	42	0.6429

Pool C

Rank	Team		Match points	Matches		Sets			Points		
				Won	Lost	Won	Lost	Ratio	Won	Lost	Ratio
1	George/Andre [3]	BRA	2	1	0	2	0	MAX	42	20	2.1000
2	Diaz/Alayo [6]	CUB	2	1	0	2	0	MAX	42	22	1.9091
3	Noriega/Murray [11]	COL	1	0	1	0	2	0.000	22	42	0.5238
4	Guatemala/Flores [14]	ESA	1	0	1	0	2	0.000	20	42	0.4762

Pool D

Rank	Team		Match points	Matches		Sets			Points		
				Won	Lost	Won	Lost	Ratio	Won	Lost	Ratio
1	Capogrosso N./Capogrosso T. [5]	ARG	2	1	0	2	0	MAX	42	23	1.8261
2	Leon/Marcos [13]	ECU	2	1	0	2	0	MAX	43	38	1.1316
3	MacNeil/Russell [4]	CAN	1	0	1	0	2	0.000	38	43	0.8837
4	D. Dyner/Varela [12]	CRC	1	0	1	0	2	0.000	23	42	0.5476

Main draw (16 teams)

Pos.	Type	No.	Player 1	Entry pts.	Tech pts.	No.	Player 2	Entry pts.	Tech pts.	Federation	Total entry	Total tech.
1		125329	Grimalt M.	840	3854	134415	Grimalt E.	840	3854	CHI	1680	7708
2		147317	Smith	416	536	162451	Webber	430	1430	USA	846	1966
3		142889	George	1330	3960	147009	Andre	1330	3960	BRA	2660	7920
4		141595	MacNeil	386	1610	140044	Russell	386	1610	CAN	772	3220
5		145990	Capogrosso N.	570	3672	174855	Capogrosso T.	570	3672	ARG	1140	7344
6		181857	Diaz	950	1836	167628	Alayo	950	1836	CUB	1900	3672
7		141398	Hannibal	580	1624	186675	Llambías	494	1334	URU	1074	2958
8		157373	Sarabia	544	2574	104509	Virgen	544	2574	MEX	1088	5148
9		178349	Giuliano	450	978	161861	Gonzalo	450	770	PAR	900	1748
10		120892	Blanco	588	1174	121014	Garcia	588	1258	GUA	1176	2432
11		185779	Noriega	470	898	141686	Murray	374	374	COL	844	1272
12		161512	D. Dyner	529	1039	183085	Varela	501	715	CRC	1030	1754
13		161721	Leon	492	950	149626	Marcos	492	770	ECU	984	1720
14		150163	Guatemala	270	498	139055	Flores	416	716	ESA	686	1214
15		175891	Salvatierra	194	194	156330	Calvo	126	126	BOL	320	320
16		137535	Mora	660	1084	141540	Lopez	336	464	NCA	996	1548

● Signed agreement not received. ● Medical certificate not received. ● Online Anti-doping Educational Programme not completed (Play Clean). ● Online Competition Manipulation Course not completed.



Women's Panamerican Games 2023

21 - 27-Oct-2023
Women

Daily Bulletin No. 2

21 October 2023



No.	Rnd.	Ct.	Date	Team A	Team B	Result	Dur.
1	PA	1	21 Oct	Gutierrez/Flores MEX	Karelys/Ariana ECU	2-0 (21-19, 21-17)	0:39
2	PA	1	21 Oct	Rivas Zapata/Chris CHI	Williams /Quesada CRC	2-0 (21-12, 21-9)	0:37
3	PB	1	21 Oct	Gallay/Pereyra ARG	N. Giron/Alvarado GUA	2-0 (21-11, 21-6)	0:26
4	PB	1	21 Oct	Quiggle/Murphy USA	Allcca/Gaona PER	2-0 (21-13, 21-18)	0:39
5	PC	2	21 Oct	Gonzalez/Navas PUR	Diana/Margarita G COL	2-0 (21-15, 21-10)	0:34
6	PC	2	21 Oct	Ana Patricia/Duda BRA	Soler/Molina ESA	2-0 (21-9, 21-6)	0:22
7	PD	2	21 Oct	Erika/Michelle PAR	Payano/Almanzar DOM	2-0 (22-20, 21-16)	0:36
8	PD	2	21 Oct	Brandie/Melissa CAN	Bianchi/Acuña URU	2-0 (21-11, 21-6)	0:31
9	PA	1	22 Oct	Rivas Zapata/Chris CHI	Karelys/Ariana ECU		
10	PA	1	22 Oct	Gutierrez/Flores MEX	Williams /Quesada CRC		
11	PB	1	22 Oct	Quiggle/Murphy USA	N. Giron/Alvarado GUA		
12	PB	1	22 Oct	Gallay/Pereyra ARG	Allcca/Gaona PER		
13	PC	2	22 Oct	Ana Patricia/Duda BRA	Diana/Margarita G COL		
14	PC	2	22 Oct	Gonzalez/Navas PUR	Soler/Molina ESA		
15	PD	2	22 Oct	Brandie/Melissa CAN	Payano/Almanzar DOM		
16	PD	2	22 Oct	Erika/Michelle PAR	Bianchi/Acuña URU		
17	PA	1	23 Oct	Rivas Zapata/Chris CHI	Gutierrez/Flores MEX		
18	PA	1	23 Oct	Karelys/Ariana ECU	Williams /Quesada CRC		
19	PB	1	23 Oct	Quiggle/Murphy USA	Gallay/Pereyra ARG		
20	PB	1	23 Oct	N. Giron/Alvarado GUA	Allcca/Gaona PER		
21	PC	2	23 Oct	Ana Patricia/Duda BRA	Gonzalez/Navas PUR		
22	PC	2	23 Oct	Diana/Margarita G COL	Soler/Molina ESA		
23	PD	2	23 Oct	Brandie/Melissa CAN	Erika/Michelle PAR		
24	PD	2	23 Oct	Payano/Almanzar DOM	Bianchi/Acuña URU		
25	R12		24 Oct	Draw	Draw		
26	R12		24 Oct	Draw	Draw		
27	R12		24 Oct	Draw	Draw		
28	R12		24 Oct	Draw	Draw		
29	QF		25 Oct	Draw	Winner of match 25		
30	QF		25 Oct	Draw	Winner of match 26		
31	QF		25 Oct	Draw	Winner of match 27		
32	QF		25 Oct	Draw	Winner of match 28		
33	C13/16		25 Oct	Draw	Draw		
34	C13/16		25 Oct	Draw	Draw		
35	C9/12		25 Oct	Loser of match 25	Loser of match 26		
36	C9/12		25 Oct	Loser of match 27	Loser of match 28		
37	C5/8		26 Oct	Loser of match 29	Loser of match 30		
38	C5/8		26 Oct	Loser of match 31	Loser of match 32		

No.	Rnd.	Ct.	Date	Team A	Team B	Result	Dur.
39	SF		26 Oct	Winner of match 29	Winner of match 30		
40	SF		26 Oct	Winner of match 31	Winner of match 32		
41	F15		26 Oct	Loser of match 33	Loser of match 34		
42	F13		26 Oct	Winner of match 33	Winner of match 34		
43	F11		26 Oct	Loser of match 35	Loser of match 36		
44	F9		26 Oct	Winner of match 35	Winner of match 36		
45	F7		27 Oct	Loser of match 37	Loser of match 38		
46	F5		27 Oct	Winner of match 37	Winner of match 38		
47	F3		27 Oct	Loser of match 39	Loser of match 40		
48	F1		27 Oct	Winner of match 39	Winner of match 40		



B-2 Match schedule - Main draw

No.	Rnd.	Date	Team A	Color	Team B	Color	Ct.	Time
15	PD	22-Oct	Brandie/Melissa (CAN)	Pink	Payano/Almanzar (DOM)	Royal Blue	2	10:30
11	PB	22-Oct	Quiggle/Murphy (USA)	Red	N. Giron/Alvarado (PANAM)	Royal Blue	1	11:00
16	PD	22-Oct	Erika/Michelle (PAR)	White	Bianchi/Acuña (URU)	Black	2	11:30
12	PB	22-Oct	Gallay/Pereyra (ARG)	Black	Allcca/Gaona (PER)	Red	1	12:00
13	PC	22-Oct	Ana Patrícia/Duda (BRA)	Yellow	Diana/Margarita G (COL)	Blue	2	16:30
10	PA	22-Oct	Gutierrez/Flores (MEX)	Black	Williams /Quesada (CRC)	White	1	17:00
14	PC	22-Oct	Gonzalez/Navas (PUR)	Blue	Soler/Molina (ESA)	Black	2	17:30
9	PA	22-Oct	Rivas Zapata/Chris (CHI)	White	Karelys/Ariana (ECU)	Yellow	1	19:00

Pool A

Rank	Team		Match points	Matches		Sets			Points		
				Won	Lost	Won	Lost	Ratio	Won	Lost	Ratio
1	Rivas Zapata/Chris [1]	CHI	2	1	0	2	0	MAX	42	21	2.0000
2	Gutierrez/Flores [8]	MEX	2	1	0	2	0	MAX	42	36	1.1667
3	Karelys/Ariana [9]	ECU	1	0	1	0	2	0.000	36	42	0.8571
4	Williams /Quesada [16]	CRC	1	0	1	0	2	0.000	21	42	0.5000

Pool B

Rank	Team		Match points	Matches		Sets			Points		
				Won	Lost	Won	Lost	Ratio	Won	Lost	Ratio
1	Gallay/Pereyra [7]	ARG	2	1	0	2	0	MAX	42	17	2.4706
2	Quiggle/Murphy [2]	USA	2	1	0	2	0	MAX	42	31	1.3548
3	Allcca/Gaona [15]	PER	1	0	1	0	2	0.000	31	42	0.7381
4	N. Giron/Alvarado [10]	GUA	1	0	1	0	2	0.000	17	42	0.4048

Pool C

Rank	Team		Match points	Matches		Sets			Points		
				Won	Lost	Won	Lost	Ratio	Won	Lost	Ratio
1	Ana Patricia/Duda [3]	BRA	2	1	0	2	0	MAX	42	15	2.8000
2	Gonzalez/Navas [6]	PUR	2	1	0	2	0	MAX	42	25	1.6800
3	Diana/Margarita G [11]	COL	1	0	1	0	2	0.000	25	42	0.5952
4	Soler/Molina [14]	ESA	1	0	1	0	2	0.000	15	42	0.3571

Pool D

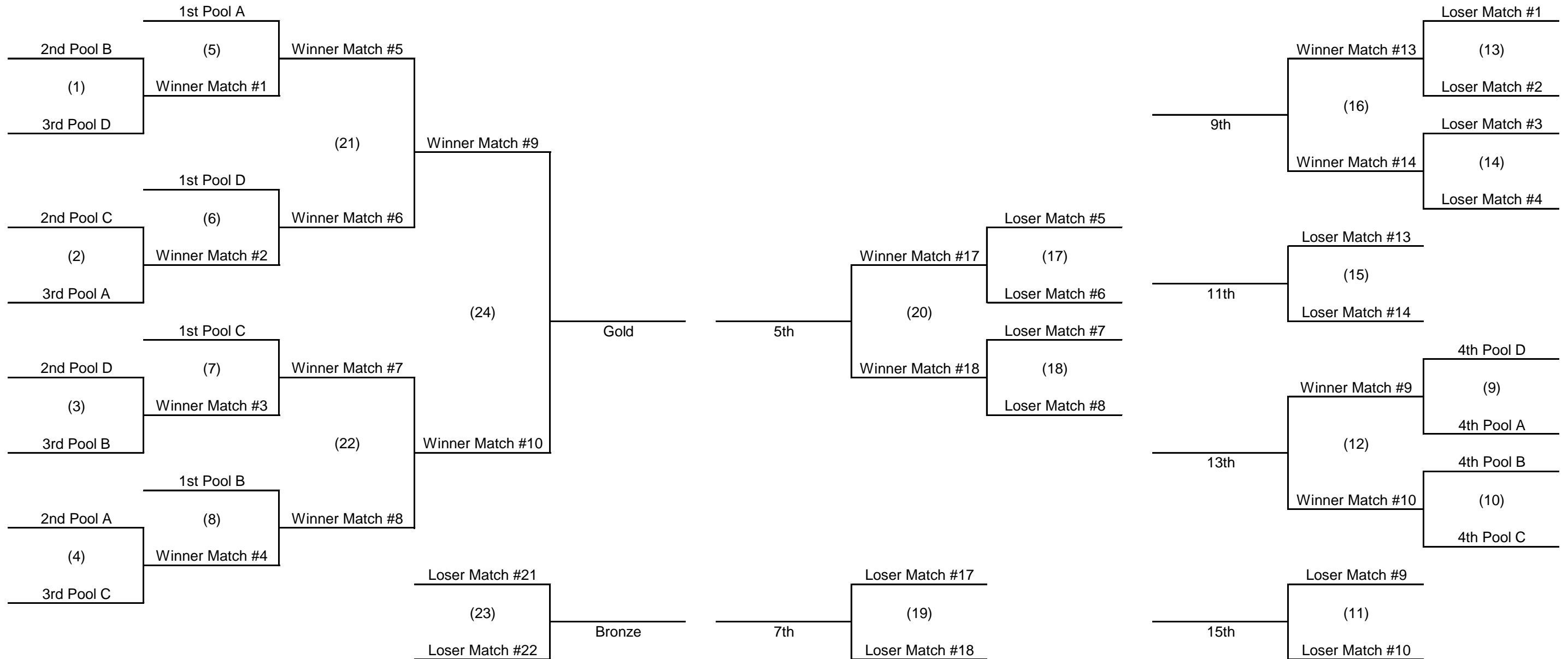
Rank	Team		Match points	Matches		Sets			Points		
				Won	Lost	Won	Lost	Ratio	Won	Lost	Ratio
1	Brandie/Melissa [4]	CAN	2	1	0	2	0	MAX	42	17	2.4706
2	Erika/Michelle [5]	PAR	2	1	0	2	0	MAX	43	36	1.1944
3	Payano/Almanzar [12]	DOM	1	0	1	0	2	0.000	36	43	0.8372
4	Bianchi/Acuña [13]	URU	1	0	1	0	2	0.000	17	42	0.4048

Main draw (16 teams)

Pos.	Type	No.	Player 1	Entry pts.	Tech pts.	No.	Player 2	Entry pts.	Tech pts.	Federation	Total entry	Total tech.
1		134715	Rivas Zapata	762	1328	135093	Chris	762	1664	CHI	1524	2992
2		157794	Quiggle	450	860	140553	Murphy	450	860	USA	900	1720
3		147073	Ana Patrícia	1800	5210	139087	Duda	1800	5210	BRA	3600	10420
4		141868	Brandie	1380	3320	124979	Melissa	1380	3020	CAN	2760	6340
5		145418	Erika	674	1996	141366	Michelle	674	2012	PAR	1348	4008
6		158155	Gonzalez	780	1620	161681	Navas	780	1620	PUR	1560	3240
7		120037	Gallay	500	1520	166926	Pereyra	490	1816	ARG	990	3336
8		163423	Gutierrez	502	2016	184727	Flores	502	1920	MEX	1004	3936
9		168772	Karelys	486	1082	134537	Ariana	486	946	ECU	972	2028
10		139960	N. Giron	491	1007	147196	Alvarado	72	72	GUA	563	1079
11		155110	Diana	434	878	140399	Margarita G	480	564	COL	914	1442
12		165255	Payano	412	484	117121	Almanzar	628	1004	DOM	1040	1488
13		171225	Bianchi	398	980	202270	Acuña	228	298	URU	626	1278
14		103869	Soler	452	908	117595	Molina	294	438	ESA	746	1346
15		155858	Allcca	514	1402	155859	Gaona	514	1402	PER	1028	2804
16		157015	Williams	504	672	182821	Quesada	504	868	CRC	1008	1540

● Signed agreement not received. ● Medical certificate not received. ● Online Anti-doping Educational Programme not completed (Play Clean). ● Online Competition Manipulation Course not completed.

Santiago 2023 Pan American Games Beach Volleyball Playoff Bracket





Union Panamericana Voleibol

BEACH VOLLEYBALL

Santiago 2023

Juegos PanAm | ParapanAm
Santiago de Chile • October 21-27

Men & Women

Bulletin No 3

Saturday, October 22, 2023





Men's Panamerican Games 2023

21 - 27-Oct-2023
Men

Daily Bulletin No. 3
22 October 2023



No.	Rnd.	Date	Team A	Color	Team B	Color	Ct.	Time
23	PD	23-Oct	MacNeil/Russell (CAN)	Dark Gray	Capogrosso N./Capogrosso T. (ARG)	White	2	12:30
19	PB	23-Oct	Smith/Webber (USA)	Red	Hannibal/Llambías (URU)	White	1	13:00
24	PD	23-Oct	D. Dyner/Varela (CRC)	Red	Leon/Marcos (ECU)	Yellow	2	13:30
20	PB	23-Oct	Blanco/Garcia (PANAM)	Royal Blue	Salvatierra/Calvo (BOL)	Green	1	14:00
18	PA	23-Oct	Giuliano/Gonzalo (PAR)	Red	Mora/Lopez (NCA)	Navy Blue	1	18:00
21	PC	23-Oct	George/Andre (BRA)	Blue	Diaz/Alayo (CUB)	Red	2	18:30
22	PC	23-Oct	Noriega/Murray (COL)	Yellow	Guatemala/Flores (ESA)	Blue	2	19:30
17	PA	23-Oct	Grimalt M./Grimalt E. (CHI)	Red/White	Sarabia /Virgen (MEX)	Black	1	20:00

No.	Rnd.	Date	Team A	Team B	Ct.	Time
8	PD	21-Oct	MacNeil/Russell (CAN)	Leon/Marcos (ECU)	2	12:30
4	PB	21-Oct	Smith/Webber (USA)	Salvatierra/Calvo (BOL)	1	13:00
7	PD	21-Oct	Capogrosso N./Capogrosso T. (ARG)	D. Dyner/Varela (CRC)	2	13:30
3	PB	21-Oct	Hannibal/Llambías (URU)	Blanco/Garcia (GUA)	1	14:00
1	PA	21-Oct	Sarabia /Virgen (MEX)	Giuliano/Gonzalo (PAR)	1	18:00
6	PC	21-Oct	George/Andre (BRA)	Guatemala/Flores (ESA)	2	18:30
5	PC	21-Oct	Diaz/Alayo (CUB)	Noriega/Murray (COL)	2	19:30
2	PA	21-Oct	Grimalt M./Grimalt E. (CHI)	Mora/Lopez (NCA)	1	20:00
15	PD	22-Oct	MacNeil/Russell (CAN)	D. Dyner/Varela (CRC)	2	12:30
11	PB	22-Oct	Smith/Webber (USA)	Blanco/Garcia (GUA)	1	13:00
16	PD	22-Oct	Capogrosso N./Capogrosso T. (ARG)	Leon/Marcos (ECU)	2	13:30
12	PB	22-Oct	Hannibal/Llambías (URU)	Salvatierra/Calvo (BOL)	1	14:00
10	PA	22-Oct	Sarabia /Virgen (MEX)	Mora/Lopez (NCA)	1	18:00
13	PC	22-Oct	George/Andre (BRA)	Noriega/Murray (COL)	2	18:30
14	PC	22-Oct	Diaz/Alayo (CUB)	Guatemala/Flores (ESA)	2	19:30
9	PA	22-Oct	Grimalt M./Grimalt E. (CHI)	Giuliano/Gonzalo (PAR)	1	20:00
23	PD	23-Oct	MacNeil/Russell (CAN)	Capogrosso N./Capogrosso T. (ARG)	2	12:30
19	PB	23-Oct	Smith/Webber (USA)	Hannibal/Llambías (URU)	1	13:00
24	PD	23-Oct	D. Dyner/Varela (CRC)	Leon/Marcos (ECU)	2	13:30
20	PB	23-Oct	Blanco/Garcia (GUA)	Salvatierra/Calvo (BOL)	1	14:00
18	PA	23-Oct	Giuliano/Gonzalo (PAR)	Mora/Lopez (NCA)	1	18:00
21	PC	23-Oct	George/Andre (BRA)	Diaz/Alayo (CUB)	2	18:30
22	PC	23-Oct	Noriega/Murray (COL)	Guatemala/Flores (ESA)	2	19:30
17	PA	23-Oct	Grimalt M./Grimalt E. (CHI)	Sarabia /Virgen (MEX)	1	20:00
25	R12	24-Oct	Draw	Draw		
26	R12	24-Oct	Draw	Draw		
27	R12	24-Oct	Draw	Draw		
28	R12	24-Oct	Draw	Draw		
29	QF	25-Oct	Draw	Winner of match 25		
30	QF	25-Oct	Draw	Winner of match 26		
31	QF	25-Oct	Draw	Winner of match 27		
32	QF	25-Oct	Draw	Winner of match 28		
33	C13/1 6	25-Oct	Draw	Draw		
34	C13/1 6	25-Oct	Draw	Draw		
35	C9/12	25-Oct	Loser of match 25	Loser of match 26		
36	C9/12	25-Oct	Loser of match 27	Loser of match 28		
37	C5/8	26-Oct	Loser of match 29	Loser of match 30		
38	C5/8	26-Oct	Loser of match 31	Loser of match 32		
39	SF	26-Oct	Winner of match 29	Winner of match 30		
40	SF	26-Oct	Winner of match 31	Winner of match 32		

No.	Rnd.	Date	Team A	Team B	Ct.	Time
41	F15	26-Oct	Loser of match 33	Loser of match 34		
42	F13	26-Oct	Winner of match 33	Winner of match 34		
43	F11	26-Oct	Loser of match 35	Loser of match 36		
44	F9	26-Oct	Winner of match 35	Winner of match 36		
45	F7	27-Oct	Loser of match 37	Loser of match 38		
46	F5	27-Oct	Winner of match 37	Winner of match 38		
47	F3	27-Oct	Loser of match 39	Loser of match 40		
48	F1	27-Oct	Winner of match 39	Winner of match 40		

No.	Rnd.	Ct.	Date	Team A	Team B	Result	Dur.
8	PD	2	21 Oct	MacNeil/Russell CAN	Leon/Marcos ECU	0-2 (18-21, 20-22)	0:38
4	PB	1	21 Oct	Smith/Webber USA	Salvatierra/Calvo BOL	2-0 (21-15, 21-15)	0:35
7	PD	2	21 Oct	Capogrosso N./Capogrosso T. ARG	D. Dyer/Varela CRC	2-0 (21-12, 21-11)	0:30
3	PB	1	21 Oct	Hannibal/Llambías URU	Blanco/Garcia GUA	2-0 (21-14, 21-13)	0:37
1	PA	1	21 Oct	Sarabia /Virgen MEX	Giuliano/Gonzalo PAR	2-1 (19-21, 21-14, 15-13)	0:57
6	PC	2	21 Oct	George/Andre BRA	Guatemala/Flores ESA	2-0 (21-7, 21-13)	0:30
5	PC	2	21 Oct	Diaz/Alayo CUB	Noriega/Murray COL	2-0 (21-8, 21-14)	0:35
2	PA	1	21 Oct	Grimalt M./Grimalt E. CHI	Mora/Lopez NCA	2-0 (21-13, 21-17)	0:39
15	PD	2	22 Oct	MacNeil/Russell CAN	D. Dyer/Varela CRC	2-0 (21-11, 21-14)	0:27
11	PB	1	22 Oct	Smith/Webber USA	Blanco/Garcia GUA	2-1 (21-15, 18-21, 15-10)	0:51
16	PD	2	22 Oct	Capogrosso N./Capogrosso T. ARG	Leon/Marcos ECU	2-0 (21-17, 21-13)	0:30
12	PB	1	22 Oct	Hannibal/Llambías URU	Salvatierra/Calvo BOL	2-0 (21-16, 23-21)	0:47
10	PA	1	22 Oct	Sarabia /Virgen MEX	Mora/Lopez NCA	2-0 (21-15, 21-17)	0:36
13	PC	2	22 Oct	George/Andre BRA	Noriega/Murray COL	2-0 (21-15, 21-10)	0:36
14	PC	2	22 Oct	Diaz/Alayo CUB	Guatemala/Flores ESA	2-0 (21-13, 21-12)	0:29
9	PA	1	22 Oct	Grimalt M./Grimalt E. CHI	Giuliano/Gonzalo PAR	2-0 (21-18, 21-13)	0:40
23	PD	2	23 Oct	MacNeil/Russell CAN	Capogrosso N./Capogrosso T. ARG		
19	PB	1	23 Oct	Smith/Webber USA	Hannibal/Llambías URU		
24	PD	2	23 Oct	D. Dyer/Varela CRC	Leon/Marcos ECU		
20	PB	1	23 Oct	Blanco/Garcia GUA	Salvatierra/Calvo BOL		
18	PA	1	23 Oct	Giuliano/Gonzalo PAR	Mora/Lopez NCA		
21	PC	2	23 Oct	George/Andre BRA	Diaz/Alayo CUB		
22	PC	2	23 Oct	Noriega/Murray COL	Guatemala/Flores ESA		
17	PA	1	23 Oct	Grimalt M./Grimalt E. CHI	Sarabia /Virgen MEX		
25	R12		24 Oct	Draw	Draw		
26	R12		24 Oct	Draw	Draw		
27	R12		24 Oct	Draw	Draw		
28	R12		24 Oct	Draw	Draw		
29	QF		25 Oct	Draw	Winner of match 25		
30	QF		25 Oct	Draw	Winner of match 26		
31	QF		25 Oct	Draw	Winner of match 27		
32	QF		25 Oct	Draw	Winner of match 28		
33	C13/16		25 Oct	Draw	Draw		
34	C13/16		25 Oct	Draw	Draw		
35	C9/12		25 Oct	Loser of match 25	Loser of match 26		
36	C9/12		25 Oct	Loser of match 27	Loser of match 28		

No.	Rnd.	Ct.	Date	Team A	Team B	Result	Dur.
37	C5/8		26 Oct	Loser of match 29	Loser of match 30		
38	C5/8		26 Oct	Loser of match 31	Loser of match 32		
39	SF		26 Oct	Winner of match 29	Winner of match 30		
40	SF		26 Oct	Winner of match 31	Winner of match 32		
41	F15		26 Oct	Loser of match 33	Loser of match 34		
42	F13		26 Oct	Winner of match 33	Winner of match 34		
43	F11		26 Oct	Loser of match 35	Loser of match 36		
44	F9		26 Oct	Winner of match 35	Winner of match 36		
45	F7		27 Oct	Loser of match 37	Loser of match 38		
46	F5		27 Oct	Winner of match 37	Winner of match 38		
47	F3		27 Oct	Loser of match 39	Loser of match 40		
48	F1		27 Oct	Winner of match 39	Winner of match 40		

Pool A

Rank	Team		Match points	Matches		Sets			Points		
				Won	Lost	Won	Lost	Ratio	Won	Lost	Ratio
1	Grimalt M./Grimalt E. [1]	CHI	4	2	0	4	0	MAX	84	61	1.3770
2	Sarabia /Virgen [8]	MEX	4	2	0	4	1	4.000	97	80	1.2125
3	Giuliano/Gonzalo [9]	PAR	2	0	2	1	4	0.250	79	97	0.8144
4	Mora/Lopez [16]	NCA	2	0	2	0	4	0.000	62	84	0.7381

Pool B

Rank	Team		Match points	Matches		Sets			Points		
				Won	Lost	Won	Lost	Ratio	Won	Lost	Ratio
1	Hannibal/Llambías [7]	URU	4	2	0	4	0	MAX	86	64	1.3438
2	Smith/Webber [2]	USA	4	2	0	4	1	4.000	96	76	1.2632
3	Salvatierra/Calvo [15]	BOL	2	0	2	0	4	0.000	67	86	0.7791
4	Blanco/Garcia [10]	GUA	2	0	2	1	4	0.250	73	96	0.7604

Pool C

Rank	Team		Match points	Matches		Sets			Points		
				Won	Lost	Won	Lost	Ratio	Won	Lost	Ratio
1	George/Andre [3]	BRA	4	2	0	4	0	MAX	84	45	1.8667
2	Diaz/Alayo [6]	CUB	4	2	0	4	0	MAX	84	47	1.7872
3	Noriega/Murray [11]	COL	2	0	2	0	4	0.000	47	84	0.5595
4	Guatemala/Flores [14]	ESA	2	0	2	0	4	0.000	45	84	0.5357

Pool D

Rank	Team		Match points	Matches		Sets			Points		
				Won	Lost	Won	Lost	Ratio	Won	Lost	Ratio
1	Capogrosso N./Capogrosso T. [5]	ARG	4	2	0	4	0	MAX	84	53	1.5849
2	MacNeil/Russell [4]	CAN	3	1	1	2	2	1.000	80	68	1.1765
3	Leon/Marcos [13]	ECU	3	1	1	2	2	1.000	73	80	0.9125
4	D. Dyer/Varela [12]	CRC	2	0	2	0	4	0.000	48	84	0.5714

Main draw (16 teams)

Pos.	Type	No.	Player 1	Entry pts.	Tech pts.	No.	Player 2	Entry pts.	Tech pts.	Federation	Total entry	Total tech.
1		125329	Grimalt M.	840	3854	134415	Grimalt E.	840	3854	CHI	1680	7708
2		147317	Smith	416	536	162451	Webber	430	1430	USA	846	1966
3		142889	George	1330	3960	147009	Andre	1330	3960	BRA	2660	7920
4		141595	MacNeil	386	1610	140044	Russell	386	1610	CAN	772	3220
5		145990	Capogrosso N.	570	3672	174855	Capogrosso T.	570	3672	ARG	1140	7344
6		181857	Diaz	950	1836	167628	Alayo	950	1836	CUB	1900	3672
7		141398	Hannibal	580	1624	186675	Llambías	494	1334	URU	1074	2958
8		157373	Sarabia	544	2574	104509	Virgen	544	2574	MEX	1088	5148
9		178349	Giuliano	450	978	161861	Gonzalo	450	770	PAR	900	1748
10		120892	Blanco	588	1174	121014	Garcia	588	1258	GUA	1176	2432
11		185779	Noriega	470	898	141686	Murray	374	374	COL	844	1272
12		161512	D. Dyner	529	1039	183085	Varela	501	715	CRC	1030	1754
13		161721	Leon	492	950	149626	Marcos	492	770	ECU	984	1720
14		150163	Guatemala	270	498	139055	Flores	416	716	ESA	686	1214
15		175891	Salvatierra	194	194	156330	Calvo	126	126	BOL	320	320
16		137535	Mora	660	1084	141540	Lopez	336	464	NCA	996	1548

Signed agreement not received. Medical certificate not received. Online Anti-doping Educational Programme not completed (Play Clean). Online Competition Manipulation Course not completed.



Women's Panamerican Games 2023

21 - 27-Oct-2023
Women

Daily Bulletin No. 3

22 October 2023



No.	Rnd.	Date	Team A	Color	Team B	Color	Ct.	Time
23	PD	23-Oct	Brandie/Melissa (CAN)	Pink	Erika/Michelle (PAR)	White	2	10:30
19	PB	23-Oct	Quiggle/Murphy (USA)	Red	Gallay/Pereyra (ARG)	Black	1	11:00
24	PD	23-Oct	Payano/Almanzar (DOM)	Blue	Bianchi/Acuña (URU)	White	2	11:30
20	PB	23-Oct	N. Giron/Alvarado (PANAM)	Royal Blue	Allcca/Gaona (PER)	Red	1	12:00
21	PC	23-Oct	Ana Patrícia/Duda (BRA)	Yellow	Gonzalez/Navas (PUR)	Blue	2	16:30
18	PA	23-Oct	Karelys/Ariana (ECU)	Yellow	Williams /Quesada (CRC)	Blue	1	17:00
22	PC	23-Oct	Diana/Margarita G (COL)	Yellow	Soler/Molina (ESA)	Royal Blue	2	17:30
17	PA	23-Oct	Rivas Zapata/Chris (CHI)	Blue	Gutierrez/Flores (MEX)	Red	1	19:00

No.	Rnd.	Date	Team A	Team B	Ct.	Time
8	PD	21-Oct	Brandie/Melissa (CAN)	Bianchi/Acuña (URU)	2	10:30
4	PB	21-Oct	Quiggle/Murphy (USA)	Allcca/Gaona (PER)	1	11:00
7	PD	21-Oct	Erika/Michelle (PAR)	Payano/Almanzar (DOM)	2	11:30
3	PB	21-Oct	Gallay/Pereyra (ARG)	N. Giron/Alvarado (GUA)	1	12:00
6	PC	21-Oct	Ana Patrícia/Duda (BRA)	Soler/Molina (ESA)	2	16:30
1	PA	21-Oct	Gutierrez/Flores (MEX)	Karelys/Ariana (ECU)	1	17:00
5	PC	21-Oct	Gonzalez/Navas (PUR)	Diana/Margarita G (COL)	2	17:30
2	PA	21-Oct	Rivas Zapata/Chris (CHI)	Williams /Quesada (CRC)	1	19:00
15	PD	22-Oct	Brandie/Melissa (CAN)	Payano/Almanzar (DOM)	2	10:30
11	PB	22-Oct	Quiggle/Murphy (USA)	N. Giron/Alvarado (GUA)	1	11:00
16	PD	22-Oct	Erika/Michelle (PAR)	Bianchi/Acuña (URU)	2	11:30
12	PB	22-Oct	Gallay/Pereyra (ARG)	Allcca/Gaona (PER)	1	12:00
13	PC	22-Oct	Ana Patrícia/Duda (BRA)	Diana/Margarita G (COL)	2	16:30
10	PA	22-Oct	Gutierrez/Flores (MEX)	Williams /Quesada (CRC)	1	17:00
14	PC	22-Oct	Gonzalez/Navas (PUR)	Soler/Molina (ESA)	2	17:30
9	PA	22-Oct	Rivas Zapata/Chris (CHI)	Karelys/Ariana (ECU)	1	19:00
23	PD	23-Oct	Brandie/Melissa (CAN)	Erika/Michelle (PAR)	2	10:30
19	PB	23-Oct	Quiggle/Murphy (USA)	Gallay/Pereyra (ARG)	1	11:00
24	PD	23-Oct	Payano/Almanzar (DOM)	Bianchi/Acuña (URU)	2	11:30
20	PB	23-Oct	N. Giron/Alvarado (GUA)	Allcca/Gaona (PER)	1	12:00
21	PC	23-Oct	Ana Patrícia/Duda (BRA)	Gonzalez/Navas (PUR)	2	16:30
18	PA	23-Oct	Karelys/Ariana (ECU)	Williams /Quesada (CRC)	1	17:00
22	PC	23-Oct	Diana/Margarita G (COL)	Soler/Molina (ESA)	2	17:30
17	PA	23-Oct	Rivas Zapata/Chris (CHI)	Gutierrez/Flores (MEX)	1	19:00
25	R12	24-Oct	Draw	Draw		
26	R12	24-Oct	Draw	Draw		
27	R12	24-Oct	Draw	Draw		
28	R12	24-Oct	Draw	Draw		
29	QF	25-Oct	Draw	Winner of match 25		
30	QF	25-Oct	Draw	Winner of match 26		
31	QF	25-Oct	Draw	Winner of match 27		
32	QF	25-Oct	Draw	Winner of match 28		
33	C13/1 6	25-Oct	Draw	Draw		
34	C13/1 6	25-Oct	Draw	Draw		
35	C9/12	25-Oct	Loser of match 25	Loser of match 26		
36	C9/12	25-Oct	Loser of match 27	Loser of match 28		
37	C5/8	26-Oct	Loser of match 29	Loser of match 30		
38	C5/8	26-Oct	Loser of match 31	Loser of match 32		
39	SF	26-Oct	Winner of match 29	Winner of match 30		
40	SF	26-Oct	Winner of match 31	Winner of match 32		

No.	Rnd.	Date	Team A	Team B	Ct.	Time
41	F15	26-Oct	Loser of match 33	Loser of match 34		
42	F13	26-Oct	Winner of match 33	Winner of match 34		
43	F11	26-Oct	Loser of match 35	Loser of match 36		
44	F9	26-Oct	Winner of match 35	Winner of match 36		
45	F7	27-Oct	Loser of match 37	Loser of match 38		
46	F5	27-Oct	Winner of match 37	Winner of match 38		
47	F3	27-Oct	Loser of match 39	Loser of match 40		
48	F1	27-Oct	Winner of match 39	Winner of match 40		



No.	Rnd.	Ct.	Date	Team A	Team B	Result	Dur.
8	PD	2	21 Oct	Brandie/Melissa CAN	Bianchi/Acuña URU	2-0 (21-11, 21-6)	0:31
4	PB	1	21 Oct	Quiggle/Murphy USA	Allcca/Gaona PER	2-0 (21-13, 21-18)	0:39
7	PD	2	21 Oct	Erika/Michelle PAR	Payano/Almanzar DOM	2-0 (22-20, 21-16)	0:36
3	PB	1	21 Oct	Gallay/Pereyra ARG	N. Giron/Alvarado GUA	2-0 (21-11, 21-6)	0:26
6	PC	2	21 Oct	Ana Patrícia/Duda BRA	Soler/Molina ESA	2-0 (21-9, 21-6)	0:22
1	PA	1	21 Oct	Gutierrez/Flores MEX	Karelys/Ariana ECU	2-0 (21-19, 21-17)	0:39
5	PC	2	21 Oct	Gonzalez/Navas PUR	Diana/Margarita G COL	2-0 (21-15, 21-10)	0:34
2	PA	1	21 Oct	Rivas Zapata/Chris CHI	Williams /Quesada CRC	2-0 (21-12, 21-9)	0:37
15	PD	2	22 Oct	Brandie/Melissa CAN	Payano/Almanzar DOM	2-0 (21-11, 21-11)	0:32
11	PB	1	22 Oct	Quiggle/Murphy USA	N. Giron/Alvarado GUA	2-0 (21-13, 21-11)	0:28
16	PD	2	22 Oct	Erika/Michelle PAR	Bianchi/Acuña URU	2-0 (21-8, 21-15)	0:36
12	PB	1	22 Oct	Gallay/Pereyra ARG	Allcca/Gaona PER	2-0 (21-16, 21-15)	0:38
13	PC	2	22 Oct	Ana Patrícia/Duda BRA	Diana/Margarita G COL	2-0 (21-13, 21-10)	0:28
10	PA	1	22 Oct	Gutierrez/Flores MEX	Williams /Quesada CRC	2-0 (21-12, 21-9)	0:29
14	PC	2	22 Oct	Gonzalez/Navas PUR	Soler/Molina ESA	2-0 (21-16, 21-11)	0:30
9	PA	1	22 Oct	Rivas Zapata/Chris CHI	Karelys/Ariana ECU	2-1 (21-17, 16-21, 18-16)	1:02
23	PD	2	23 Oct	Brandie/Melissa CAN	Erika/Michelle PAR		
19	PB	1	23 Oct	Quiggle/Murphy USA	Gallay/Pereyra ARG		
24	PD	2	23 Oct	Payano/Almanzar DOM	Bianchi/Acuña URU		
20	PB	1	23 Oct	N. Giron/Alvarado GUA	Allcca/Gaona PER		
21	PC	2	23 Oct	Ana Patrícia/Duda BRA	Gonzalez/Navas PUR		
18	PA	1	23 Oct	Karelys/Ariana ECU	Williams /Quesada CRC		
22	PC	2	23 Oct	Diana/Margarita G COL	Soler/Molina ESA		
17	PA	1	23 Oct	Rivas Zapata/Chris CHI	Gutierrez/Flores MEX		
25	R12		24 Oct	Draw	Draw		
26	R12		24 Oct	Draw	Draw		
27	R12		24 Oct	Draw	Draw		
28	R12		24 Oct	Draw	Draw		
29	QF		25 Oct	Draw	Winner of match 25		
30	QF		25 Oct	Draw	Winner of match 26		
31	QF		25 Oct	Draw	Winner of match 27		
32	QF		25 Oct	Draw	Winner of match 28		
33	C13/ 16		25 Oct	Draw	Draw		
34	C13/ 16		25 Oct	Draw	Draw		
35	C9/1 2		25 Oct	Loser of match 25	Loser of match 26		
36	C9/1 2		25 Oct	Loser of match 27	Loser of match 28		
37	C5/8		26 Oct	Loser of match 29	Loser of match 30		
38	C5/8		26 Oct	Loser of match 31	Loser of match 32		

No.	Rnd.	Ct.	Date	Team A	Team B	Result	Dur.
39	SF		26 Oct	Winner of match 29	Winner of match 30		
40	SF		26 Oct	Winner of match 31	Winner of match 32		
41	F15		26 Oct	Loser of match 33	Loser of match 34		
42	F13		26 Oct	Winner of match 33	Winner of match 34		
43	F11		26 Oct	Loser of match 35	Loser of match 36		
44	F9		26 Oct	Winner of match 35	Winner of match 36		
45	F7		27 Oct	Loser of match 37	Loser of match 38		
46	F5		27 Oct	Winner of match 37	Winner of match 38		
47	F3		27 Oct	Loser of match 39	Loser of match 40		
48	F1		27 Oct	Winner of match 39	Winner of match 40		

Pool A

Rank	Team		Match points	Matches		Sets			Points		
				Won	Lost	Won	Lost	Ratio	Won	Lost	Ratio
1	Gutierrez/Flores [8]	MEX	4	2	0	4	0	MAX	84	57	1.4737
2	Rivas Zapata/Chris [1]	CHI	4	2	0	4	1	4.000	97	75	1.2933
3	Karelys/Ariana [9]	ECU	2	0	2	1	4	0.250	90	97	0.9278
4	Williams /Quesada [16]	CRC	2	0	2	0	4	0.000	42	84	0.5000

Pool B

Rank	Team		Match points	Matches		Sets			Points		
				Won	Lost	Won	Lost	Ratio	Won	Lost	Ratio
1	Gallay/Pereyra [7]	ARG	4	2	0	4	0	MAX	84	48	1.7500
2	Quiggle/Murphy [2]	USA	4	2	0	4	0	MAX	84	55	1.5273
3	Allcca/Gaona [15]	PER	2	0	2	0	4	0.000	62	84	0.7381
4	N. Giron/Alvarado [10]	GUA	2	0	2	0	4	0.000	41	84	0.4881

Pool C

Rank	Team		Match points	Matches		Sets			Points		
				Won	Lost	Won	Lost	Ratio	Won	Lost	Ratio
1	Ana Patricia/Duda [3]	BRA	4	2	0	4	0	MAX	84	38	2.2105
2	Gonzalez/Navas [6]	PUR	4	2	0	4	0	MAX	84	52	1.6154
3	Diana/Margarita G [11]	COL	2	0	2	0	4	0.000	48	84	0.5714
4	Soler/Molina [14]	ESA	2	0	2	0	4	0.000	42	84	0.5000

Pool D

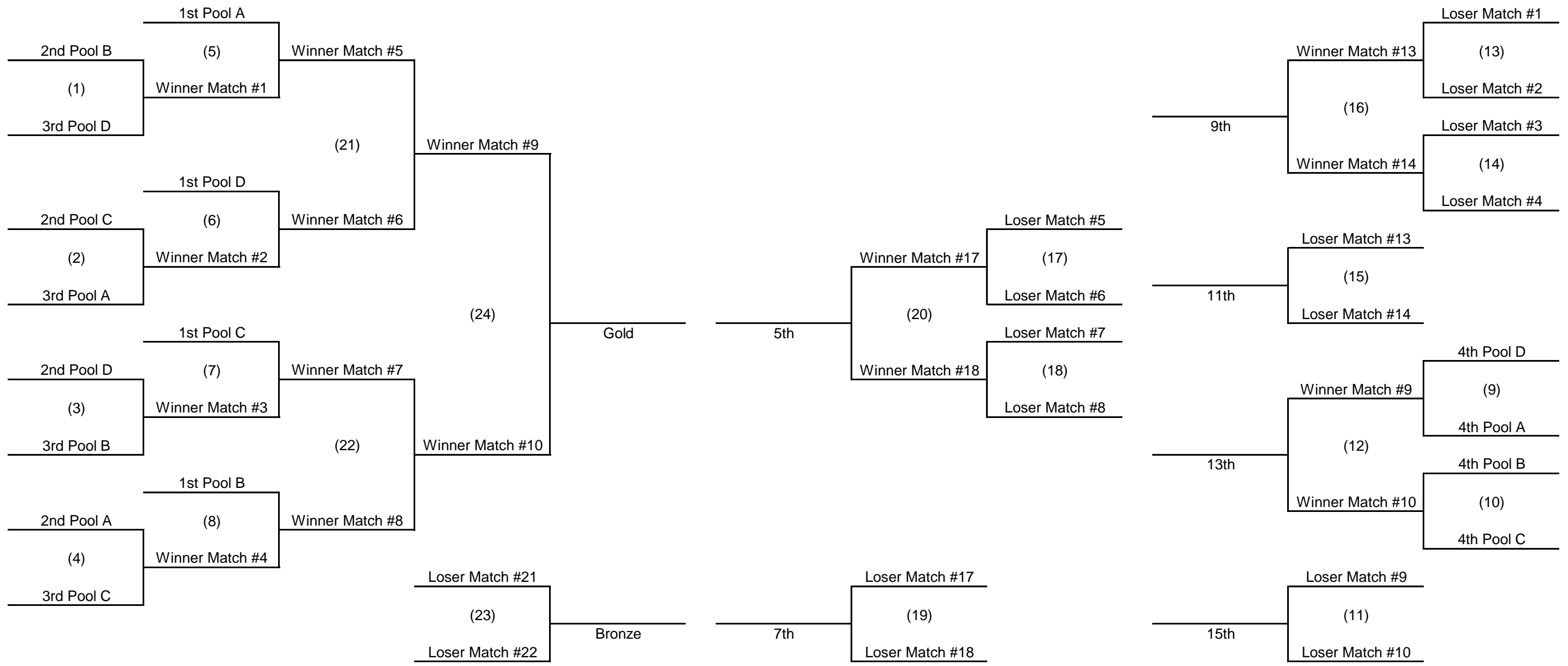
Rank	Team		Match points	Matches		Sets			Points		
				Won	Lost	Won	Lost	Ratio	Won	Lost	Ratio
1	Brandie/Melissa [4]	CAN	4	2	0	4	0	MAX	84	39	2.1538
2	Erika/Michelle [5]	PAR	4	2	0	4	0	MAX	85	59	1.4407
3	Payano/Almanzar [12]	DOM	2	0	2	0	4	0.000	58	85	0.6824
4	Bianchi/Acuña [13]	URU	2	0	2	0	4	0.000	40	84	0.4762

Main draw (16 teams)

Pos.	Type	No.	Player 1	Entry pts.	Tech pts.	No.	Player 2	Entry pts.	Tech pts.	Federation	Total entry	Total tech.
1		134715	Rivas Zapata	762	1328	135093	Chris	762	1664	CHI	1524	2992
2		157794	Quiggle	450	860	140553	Murphy	450	860	USA	900	1720
3		147073	Ana Patrícia	1800	5210	139087	Duda	1800	5210	BRA	3600	10420
4		141868	Brandie	1380	3320	124979	Melissa	1380	3020	CAN	2760	6340
5		145418	Erika	674	1996	141366	Michelle	674	2012	PAR	1348	4008
6		158155	Gonzalez	780	1620	161681	Navas	780	1620	PUR	1560	3240
7		120037	Gallay	500	1520	166926	Pereyra	490	1816	ARG	990	3336
8		163423	Gutierrez	502	2016	184727	Flores	502	1920	MEX	1004	3936
9		168772	Karelys	486	1082	134537	Ariana	486	946	ECU	972	2028
10		139960	N. Giron	491	1007	147196	Alvarado	72	72	GUA	563	1079
11		155110	Diana	434	878	140399	Margarita G	480	564	COL	914	1442
12		165255	Payano	412	484	117121	Almanzar	628	1004	DOM	1040	1488
13		171225	Bianchi	398	980	202270	Acuña	228	298	URU	626	1278
14		103869	Soler	452	908	117595	Molina	294	438	ESA	746	1346
15		155858	Allcca	514	1402	155859	Gaona	514	1402	PER	1028	2804
16		157015	Williams	504	672	182821	Quesada	504	868	CRC	1008	1540

Signed agreement not received. Medical certificate not received. Online Anti-doping Educational Programme not completed (Play Clean). Online Competition Manipulation Course not completed.

Santiago 2023 Pan American Games Beach Volleyball Playoff Bracket





Union Panamericana Voleibol

BEACH VOLLEYBALL

Santiago

2023

Juegos PanAm | ParapanAm
Santiago de Chile • October 21-27

Men & Women

Bulletin No 4

Sunday, October 23, 2023





Men's Panamerican Games 2023

21 - 27-Oct-2023
Men

Daily Bulletin No. 4
23 October 2023



No.	Rnd.	Date	Team A	Color	Team B	Color	Ct.	Time
33	C13/16	24-Oct	D. Dynner/Varela (CRC)	Blue	Mora/Lopez (NCA)	White	2	12:30
25	R12	24-Oct	Hannibal/Llambías (URU)	White	MacNeil/Russell (CAN)	Dark Gray	1	13:00
34	C13/16	24-Oct	Blanco/Garcia (PANAM)	Royal Blue	Guatemala/Flores (ESA)	Black	2	13:30
26	R12	24-Oct	George/Andre (BRA)	Blue	Giuliano/Gonzalo (PAR)	Red	1	14:00
27	R12	24-Oct	Leon/Marcos (ECU)	Yellow	Salvatierra/Calvo (BOL)	Green	1	18:00
28	R12	24-Oct	Noriega/Murray (COL)	Yellow	Sarabia /Virgen (MEX)	Black	1	19:00

No.	Rnd.	Date	Team A	Team B	Ct.	Time
33	C13/1 6	24-Oct	D. Dwyer/Varela (CRC)	Mora/Lopez (NCA)	2	12:30
25	R12	24-Oct	Hannibal/Llambías (URU)	MacNeil/Russell (CAN)	1	13:00
34	C13/1 6	24-Oct	Blanco/Garcia (GUA)	Guatemala/Flores (ESA)	2	13:30
26	R12	24-Oct	George/Andre (BRA)	Giuliano/Gonzalo (PAR)	1	14:00
27	R12	24-Oct	Leon/Marcos (ECU)	Salvatierra/Calvo (BOL)	1	18:00
28	R12	24-Oct	Noriega/Murray (COL)	Sarabia /Virgen (MEX)	1	19:00
29	QF	25-Oct	Grimalt M./Grimalt E. (CHI)	Winner of match 25		
30	QF	25-Oct	Capogrosso N./Capogrosso T. (ARG)	Winner of match 26		
31	QF	25-Oct	Diaz/Alayo (CUB)	Winner of match 27		
32	QF	25-Oct	Smith/Webber (USA)	Winner of match 28		
35	C9/12	25-Oct	Loser of match 25	Loser of match 26		
36	C9/12	25-Oct	Loser of match 27	Loser of match 28		
41	F15	25-Oct	Loser of match 33	Loser of match 34		
42	F13	25-Oct	Winner of match 33	Winner of match 34		

No.	Rnd.	Ct.	Date	Team A	Team B	Result	Dur.
1	PA	1	21 Oct	Sarabia /Virgen MEX	Giuliano/Gonzalo PAR	2-1 (19-21, 21-14, 15-13)	0:57
2	PA	1	21 Oct	Grimalt M./Grimalt E. CHI	Mora/Lopez NCA	2-0 (21-13, 21-17)	0:39
3	PB	1	21 Oct	Hannibal/Llambías URU	Blanco/Garcia GUA	2-0 (21-14, 21-13)	0:37
4	PB	1	21 Oct	Smith/Webber USA	Salvatierra/Calvo BOL	2-0 (21-15, 21-15)	0:35
5	PC	2	21 Oct	Diaz/Alayo CUB	Noriega/Murray COL	2-0 (21-8, 21-14)	0:35
6	PC	2	21 Oct	George/Andre BRA	Guatemala/Flores ESA	2-0 (21-7, 21-13)	0:30
7	PD	2	21 Oct	Capogrosso N./Capogrosso T. ARG	D. Dyner/Varela CRC	2-0 (21-12, 21-11)	0:30
8	PD	2	21 Oct	MacNeil/Russell CAN	Leon/Marcos ECU	0-2 (18-21, 20-22)	0:38
9	PA	1	22 Oct	Grimalt M./Grimalt E. CHI	Giuliano/Gonzalo PAR	2-0 (21-18, 21-13)	0:40
10	PA	1	22 Oct	Sarabia /Virgen MEX	Mora/Lopez NCA	2-0 (21-15, 21-17)	0:36
11	PB	1	22 Oct	Smith/Webber USA	Blanco/Garcia GUA	2-1 (21-15, 18-21, 15-10)	0:51
12	PB	1	22 Oct	Hannibal/Llambías URU	Salvatierra/Calvo BOL	2-0 (21-16, 23-21)	0:47
13	PC	2	22 Oct	George/Andre BRA	Noriega/Murray COL	2-0 (21-15, 21-10)	0:36
14	PC	2	22 Oct	Diaz/Alayo CUB	Guatemala/Flores ESA	2-0 (21-13, 21-12)	0:29
15	PD	2	22 Oct	MacNeil/Russell CAN	D. Dyner/Varela CRC	2-0 (21-11, 21-14)	0:27
16	PD	2	22 Oct	Capogrosso N./Capogrosso T. ARG	Leon/Marcos ECU	2-0 (21-17, 21-13)	0:30
17	PA	1	23 Oct	Grimalt M./Grimalt E. CHI	Sarabia /Virgen MEX	2-0 (21-17, 21-16)	0:38
18	PA	1	23 Oct	Giuliano/Gonzalo PAR	Mora/Lopez NCA	2-0 (21-13, 21-17)	0:37
19	PB	1	23 Oct	Smith/Webber USA	Hannibal/Llambías URU	2-1 (21-16, 19-21, 15-12)	1:00
20	PB	1	23 Oct	Blanco/Garcia GUA	Salvatierra/Calvo BOL	0-2 (15-21, 14-21)	0:35
21	PC	2	23 Oct	George/Andre BRA	Diaz/Alayo CUB	1-2 (16-21, 21-18, 8-15)	0:48
22	PC	2	23 Oct	Noriega/Murray COL	Guatemala/Flores ESA	2-0 (21-16, 21-18)	0:40
23	PD	2	23 Oct	MacNeil/Russell CAN	Capogrosso N./Capogrosso T. ARG	0-2 (14-21, 12-21)	0:32
24	PD	2	23 Oct	D. Dyner/Varela CRC	Leon/Marcos ECU	0-2 (19-21, 14-21)	0:32
25	R12	1	24 Oct	Hannibal/Llambías URU	MacNeil/Russell CAN		
26	R12	1	24 Oct	George/Andre BRA	Giuliano/Gonzalo PAR		
27	R12	1	24 Oct	Leon/Marcos ECU	Salvatierra/Calvo BOL		
28	R12	1	24 Oct	Noriega/Murray COL	Sarabia /Virgen MEX		
29	QF		25 Oct	Grimalt M./Grimalt E. CHI	Winner of match 25		
30	QF		25 Oct	Capogrosso N./Capogrosso T. ARG	Winner of match 26		
31	QF		25 Oct	Diaz/Alayo CUB	Winner of match 27		
32	QF		25 Oct	Smith/Webber USA	Winner of match 28		
33	C13/16	2	24 Oct	D. Dyner/Varela CRC	Mora/Lopez NCA		
34	C13/16	2	24 Oct	Blanco/Garcia GUA	Guatemala/Flores ESA		
35	C9/12		25 Oct	Loser of match 25	Loser of match 26		
36	C9/12		25 Oct	Loser of match 27	Loser of match 28		

No.	Rnd.	Ct.	Date	Team A	Team B	Result	Dur.
37	C5/8		26 Oct	Loser of match 29	Loser of match 30		
38	C5/8		26 Oct	Loser of match 31	Loser of match 32		
39	SF		26 Oct	Winner of match 29	Winner of match 30		
40	SF		26 Oct	Winner of match 31	Winner of match 32		
41	F15		25 Oct	Loser of match 33	Loser of match 34		
42	F13		25 Oct	Winner of match 33	Winner of match 34		
43	F11		26 Oct	Loser of match 35	Loser of match 36		
44	F9		26 Oct	Winner of match 35	Winner of match 36		
45	F7		27 Oct	Loser of match 37	Loser of match 38		
46	F5		27 Oct	Winner of match 37	Winner of match 38		
47	F3		27 Oct	Loser of match 39	Loser of match 40		
48	F1		27 Oct	Winner of match 39	Winner of match 40		

Pool A

Rank	Team		Match points	Matches		Sets			Points		
				Won	Lost	Won	Lost	Ratio	Won	Lost	Ratio
1	Grimalt M./Grimalt E. [1]	CHI	6	3	0	6	0	MAX	126	94	1.3404
2	Sarabia /Virgen [8]	MEX	5	2	1	4	3	1.333	130	122	1.0656
3	Giuliano/Gonzalo [9]	PAR	4	1	2	3	4	0.750	121	127	0.9528
4	Mora/Lopez [16]	NCA	3	0	3	0	6	0.000	92	126	0.7302

Pool B

Rank	Team		Match points	Matches		Sets			Points		
				Won	Lost	Won	Lost	Ratio	Won	Lost	Ratio
1	Smith/Webber [2]	USA	6	3	0	6	2	3.000	151	125	1.2080
2	Hannibal/Llambías [7]	URU	5	2	1	5	2	2.500	135	119	1.1345
3	Salvatierra/Calvo [15]	BOL	4	1	2	2	4	0.500	109	115	0.9478
4	Blanco/Garcia [10]	GUA	3	0	3	1	6	0.167	102	138	0.7391

Pool C

Rank	Team		Match points	Matches		Sets			Points		
				Won	Lost	Won	Lost	Ratio	Won	Lost	Ratio
1	Diaz/Alayo [6]	CUB	6	3	0	6	1	6.000	138	92	1.5000
2	George/Andre [3]	BRA	5	2	1	5	2	2.500	129	99	1.3030
3	Noriega/Murray [11]	COL	4	1	2	2	4	0.500	89	118	0.7542
4	Guatemala/Flores [14]	ESA	3	0	3	0	6	0.000	79	126	0.6270

Pool D

Rank	Team		Match points	Matches		Sets			Points		
				Won	Lost	Won	Lost	Ratio	Won	Lost	Ratio
1	Capogrosso N./Capogrosso T. [5]	ARG	6	3	0	6	0	MAX	126	79	1.5949
2	Leon/Marcos [13]	ECU	5	2	1	4	2	2.000	115	113	1.0177
3	MacNeil/Russell [4]	CAN	4	1	2	2	4	0.500	106	110	0.9636
4	D. Dyner/Varela [12]	CRC	3	0	3	0	6	0.000	81	126	0.6429

Main draw (16 teams)

Pos.	Type	No.	Player 1	Entry pts.	Tech pts.	No.	Player 2	Entry pts.	Tech pts.	Federation	Total entry	Total tech.
1		125329	Grimalt M.	840	3854	134415	Grimalt E.	840	3854	CHI	1680	7708
2		147317	Smith	416	536	162451	Webber	430	1430	USA	846	1966
3		142889	George	1330	3960	147009	Andre	1330	3960	BRA	2660	7920
4		141595	MacNeil	386	1610	140044	Russell	386	1610	CAN	772	3220
5		145990	Capogrosso N.	570	3672	174855	Capogrosso T.	570	3672	ARG	1140	7344
6		181857	Diaz	950	1836	167628	Alayo	950	1836	CUB	1900	3672
7		141398	Hannibal	580	1624	186675	Llambías	494	1334	URU	1074	2958
8		157373	Sarabia	544	2574	104509	Virgen	544	2574	MEX	1088	5148
9		178349	Giuliano	450	978	161861	Gonzalo	450	770	PAR	900	1748
10		120892	Blanco	588	1174	121014	Garcia	588	1258	GUA	1176	2432
11		185779	Noriega	470	898	141686	Murray	374	374	COL	844	1272
12		161512	D. Dyner	529	1039	183085	Varela	501	715	CRC	1030	1754
13		161721	Leon	492	950	149626	Marcos	492	770	ECU	984	1720
14		150163	Guatemala	270	498	139055	Flores	416	716	ESA	686	1214
15		175891	Salvatierra	194	194	156330	Calvo	126	126	BOL	320	320
16		137535	Mora	660	1084	141540	Lopez	336	464	NCA	996	1548

Signed agreement not received. Medical certificate not received. Online Anti-doping Educational Programme not completed (Play Clean). Online Competition Manipulation Course not completed.



Women's Panamerican Games 2023

21 - 27-Oct-2023
Women

Daily Bulletin No. 4
23 October 2023



No.	Rnd.	Date	Team A	Color	Team B	Color	Ct.	Time
33	C13/16	24-Oct	Bianchi/Acuña (URU)	White	Williams /Quesada (CRC)	Blue	2	10:30
25	R12	24-Oct	Gallay/Pereyra (ARG)	Black	Payano/Almanzar (DOM)	Red	1	11:00
34	C13/16	24-Oct	N. Giron/Alvarado (PANAM)	White	Soler/Molina (ESA)	Black	2	11:30
26	R12	24-Oct	Gonzalez/Navas (PUR)	Blue	Karelys/Ariana (ECU)	Yellow	1	12:00
27	R12	24-Oct	Erika/Michelle (PAR)	White	Allcca/Gaona (PER)	Red	1	17:00
28	R12	24-Oct	Rivas Zapata/Chris (CHI)	Blue	Diana/Margarita G (COL)	Yellow	1	20:00

No.	Rnd.	Date	Team A	Team B	Ct.	Time
33	C13/1 6	24-Oct	Bianchi/Acuña (URU)	Williams /Quesada (CRC)	2	10:30
25	R12	24-Oct	Gallay/Pereyra (ARG)	Payano/Almanzar (DOM)	1	11:00
34	C13/1 6	24-Oct	N. Giron/Alvarado (GUA)	Soler/Molina (ESA)	2	11:30
26	R12	24-Oct	Gonzalez/Navas (PUR)	Karelys/Ariana (ECU)	1	12:00
27	R12	24-Oct	Erika/Michelle (PAR)	Allcca/Gaona (PER)	1	17:00
28	R12	24-Oct	Rivas Zapata/Chris (CHI)	Diana/Margarita G (COL)	1	20:00
29	QF	25-Oct	Gutierrez/Flores (MEX)	Winner of match 25		
30	QF	25-Oct	Brandie/Melissa (CAN)	Winner of match 26		
31	QF	25-Oct	Ana Patricia/Duda (BRA)	Winner of match 27		
32	QF	25-Oct	Quiggle/Murphy (USA)	Winner of match 28		
35	C9/12	25-Oct	Loser of match 25	Loser of match 26		
36	C9/12	25-Oct	Loser of match 27	Loser of match 28		
41	F15	25-Oct	Loser of match 33	Loser of match 34		
42	F13	25-Oct	Winner of match 33	Winner of match 34		

No.	Rnd.	Ct.	Date	Team A	Team B	Result	Dur.
1	PA	1	21 Oct	Gutierrez/Flores MEX	Karelys/Ariana ECU	2-0 (21-19, 21-17)	0:39
2	PA	1	21 Oct	Rivas Zapata/Chris CHI	Williams /Quesada CRC	2-0 (21-12, 21-9)	0:37
3	PB	1	21 Oct	Gallay/Pereyra ARG	N. Giron/Alvarado GUA	2-0 (21-11, 21-6)	0:26
4	PB	1	21 Oct	Quiggle/Murphy USA	Allcca/Gaona PER	2-0 (21-13, 21-18)	0:39
5	PC	2	21 Oct	Gonzalez/Navas PUR	Diana/Margarita G COL	2-0 (21-15, 21-10)	0:34
6	PC	2	21 Oct	Ana Patricia/Duda BRA	Soler/Molina ESA	2-0 (21-9, 21-6)	0:22
7	PD	2	21 Oct	Erika/Michelle PAR	Payano/Almanzar DOM	2-0 (22-20, 21-16)	0:36
8	PD	2	21 Oct	Brandie/Melissa CAN	Bianchi/Acuña URU	2-0 (21-11, 21-6)	0:31
9	PA	1	22 Oct	Rivas Zapata/Chris CHI	Karelys/Ariana ECU	2-1 (21-17, 16-21, 18-16)	1:02
10	PA	1	22 Oct	Gutierrez/Flores MEX	Williams /Quesada CRC	2-0 (21-12, 21-9)	0:29
11	PB	1	22 Oct	Quiggle/Murphy USA	N. Giron/Alvarado GUA	2-0 (21-13, 21-11)	0:28
12	PB	1	22 Oct	Gallay/Pereyra ARG	Allcca/Gaona PER	2-0 (21-16, 21-15)	0:38
13	PC	2	22 Oct	Ana Patricia/Duda BRA	Diana/Margarita G COL	2-0 (21-13, 21-10)	0:28
14	PC	2	22 Oct	Gonzalez/Navas PUR	Soler/Molina ESA	2-0 (21-16, 21-11)	0:30
15	PD	2	22 Oct	Brandie/Melissa CAN	Payano/Almanzar DOM	2-0 (21-11, 21-11)	0:32
16	PD	2	22 Oct	Erika/Michelle PAR	Bianchi/Acuña URU	2-0 (21-8, 21-15)	0:36
17	PA	1	23 Oct	Rivas Zapata/Chris CHI	Gutierrez/Flores MEX	0-2 (14-21, 15-21)	0:34
18	PA	1	23 Oct	Karelys/Ariana ECU	Williams /Quesada CRC	2-0 (21-15, 21-18)	0:39
19	PB	1	23 Oct	Quiggle/Murphy USA	Gallay/Pereyra ARG	2-0 (24-22, 21-17)	0:40
20	PB	1	23 Oct	N. Giron/Alvarado GUA	Allcca/Gaona PER	0-2 (20-22, 10-21)	0:36
21	PC	2	23 Oct	Ana Patricia/Duda BRA	Gonzalez/Navas PUR	2-0 (21-15, 21-11)	0:28
22	PC	2	23 Oct	Diana/Margarita G COL	Soler/Molina ESA	2-0 (21-13, 21-10)	0:31
23	PD	2	23 Oct	Brandie/Melissa CAN	Erika/Michelle PAR	2-0 (21-13, 21-8)	0:34
24	PD	2	23 Oct	Payano/Almanzar DOM	Bianchi/Acuña URU	2-0 (32-30, 21-19)	0:47
25	R12	1	24 Oct	Gallay/Pereyra ARG	Payano/Almanzar DOM		
26	R12	1	24 Oct	Gonzalez/Navas PUR	Karelys/Ariana ECU		
27	R12	1	24 Oct	Erika/Michelle PAR	Allcca/Gaona PER		
28	R12	1	24 Oct	Rivas Zapata/Chris CHI	Diana/Margarita G COL		
29	QF		25 Oct	Gutierrez/Flores MEX	Winner of match 25		
30	QF		25 Oct	Brandie/Melissa CAN	Winner of match 26		
31	QF		25 Oct	Ana Patricia/Duda BRA	Winner of match 27		
32	QF		25 Oct	Quiggle/Murphy USA	Winner of match 28		
33	C13/16	2	24 Oct	Bianchi/Acuña URU	Williams /Quesada CRC		
34	C13/16	2	24 Oct	N. Giron/Alvarado GUA	Soler/Molina ESA		
35	C9/12		25 Oct	Loser of match 25	Loser of match 26		
36	C9/12		25 Oct	Loser of match 27	Loser of match 28		
37	C5/8		26 Oct	Loser of match 29	Loser of match 30		
38	C5/8		26 Oct	Loser of match 31	Loser of match 32		

No.	Rnd.	Ct.	Date	Team A	Team B	Result	Dur.
39	SF		26 Oct	Winner of match 29	Winner of match 30		
40	SF		26 Oct	Winner of match 31	Winner of match 32		
41	F15		25 Oct	Loser of match 33	Loser of match 34		
42	F13		25 Oct	Winner of match 33	Winner of match 34		
43	F11		26 Oct	Loser of match 35	Loser of match 36		
44	F9		26 Oct	Winner of match 35	Winner of match 36		
45	F7		27 Oct	Loser of match 37	Loser of match 38		
46	F5		27 Oct	Winner of match 37	Winner of match 38		
47	F3		27 Oct	Loser of match 39	Loser of match 40		
48	F1		27 Oct	Winner of match 39	Winner of match 40		

Pool A

Rank	Team		Match points	Matches		Sets			Points		
				Won	Lost	Won	Lost	Ratio	Won	Lost	Ratio
1	Gutierrez/Flores [8]	MEX	6	3	0	6	0	MAX	126	86	1.4651
2	Rivas Zapata/Chris [1]	CHI	5	2	1	4	3	1.333	126	117	1.0769
3	Karelys/Ariana [9]	ECU	4	1	2	3	4	0.750	132	130	1.0154
4	Williams /Quesada [16]	CRC	3	0	3	0	6	0.000	75	126	0.5952

Pool B

Rank	Team		Match points	Matches		Sets			Points		
				Won	Lost	Won	Lost	Ratio	Won	Lost	Ratio
1	Quiggle/Murphy [2]	USA	6	3	0	6	0	MAX	129	94	1.3723
2	Gallay/Pereyra [7]	ARG	5	2	1	4	2	2.000	123	93	1.3226
3	Allcca/Gaona [15]	PER	4	1	2	2	4	0.500	105	114	0.9211
4	N. Giron/Alvarado [10]	GUA	3	0	3	0	6	0.000	71	127	0.5591

Pool C

Rank	Team		Match points	Matches		Sets			Points		
				Won	Lost	Won	Lost	Ratio	Won	Lost	Ratio
1	Ana Patricia/Duda [3]	BRA	6	3	0	6	0	MAX	126	64	1.9688
2	Gonzalez/Navas [6]	PUR	5	2	1	4	2	2.000	110	94	1.1702
3	Diana/Margarita G [11]	COL	4	1	2	2	4	0.500	90	107	0.8411
4	Soler/Molina [14]	ESA	3	0	3	0	6	0.000	65	126	0.5159

Pool D

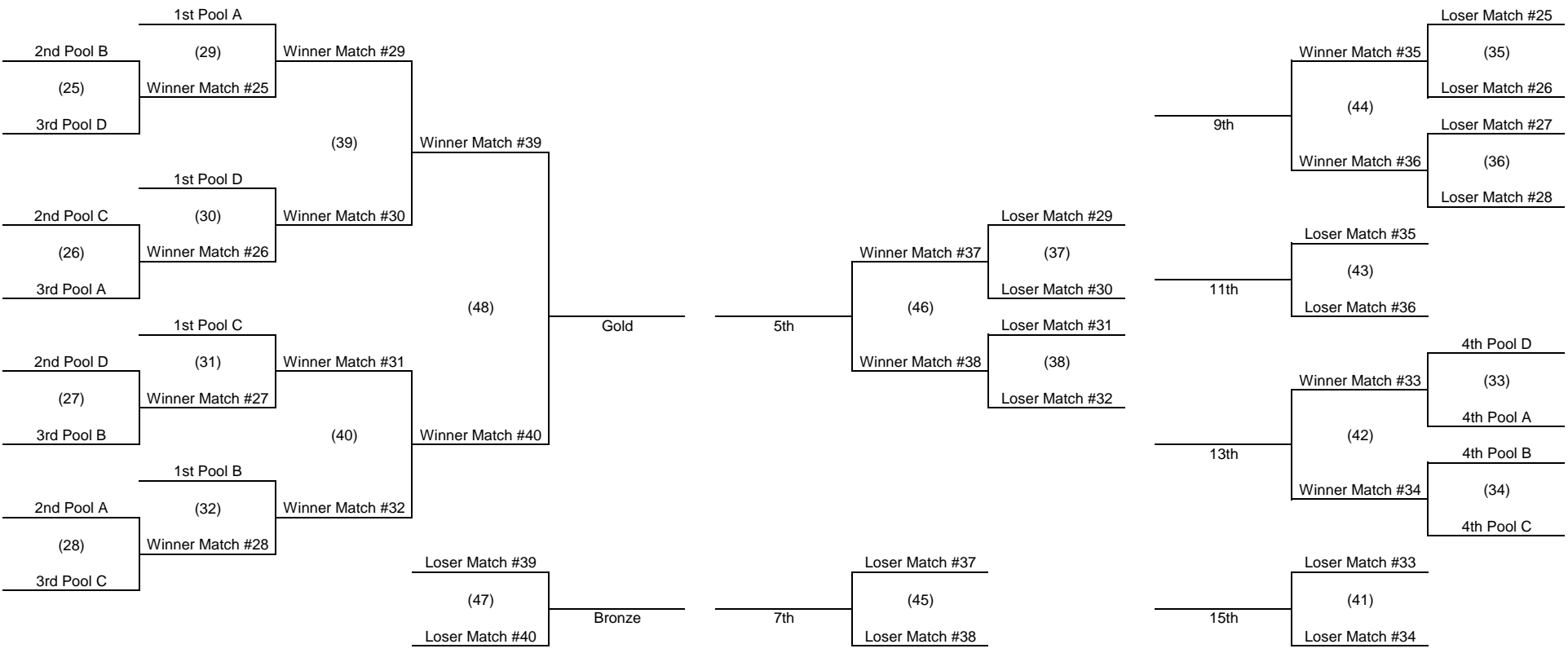
Rank	Team		Match points	Matches		Sets			Points		
				Won	Lost	Won	Lost	Ratio	Won	Lost	Ratio
1	Brandie/Melissa [4]	CAN	6	3	0	6	0	MAX	126	60	2.1000
2	Erika/Michelle [5]	PAR	5	2	1	4	2	2.000	106	101	1.0495
3	Payano/Almanzar [12]	DOM	4	1	2	2	4	0.500	111	134	0.8284
4	Bianchi/Acuña [13]	URU	3	0	3	0	6	0.000	89	137	0.6496

Main draw (16 teams)

Pos.	Type	No.	Player 1	Entry pts.	Tech pts.	No.	Player 2	Entry pts.	Tech pts.	Federation	Total entry	Total tech.
1		134715	Rivas Zapata	762	1328	135093	Chris	762	1664	CHI	1524	2992
2		157794	Quiggle	450	860	140553	Murphy	450	860	USA	900	1720
3		147073	Ana Patrícia	1800	5210	139087	Duda	1800	5210	BRA	3600	10420
4		141868	Brandie	1380	3320	124979	Melissa	1380	3020	CAN	2760	6340
5		145418	Erika	674	1996	141366	Michelle	674	2012	PAR	1348	4008
6		158155	Gonzalez	780	1620	161681	Navas	780	1620	PUR	1560	3240
7		120037	Gallay	500	1520	166926	Pereyra	490	1816	ARG	990	3336
8		163423	Gutierrez	502	2016	184727	Flores	502	1920	MEX	1004	3936
9		168772	Karelys	486	1082	134537	Ariana	486	946	ECU	972	2028
10		139960	N. Giron	491	1007	147196	Alvarado	72	72	GUA	563	1079
11		155110	Diana	434	878	140399	Margarita G	480	564	COL	914	1442
12		165255	Payano	412	484	117121	Almanzar	628	1004	DOM	1040	1488
13		171225	Bianchi	398	980	202270	Acuña	228	298	URU	626	1278
14		103869	Soler	452	908	117595	Molina	294	438	ESA	746	1346
15		155858	Allcca	514	1402	155859	Gaona	514	1402	PER	1028	2804
16		157015	Williams	504	672	182821	Quesada	504	868	CRC	1008	1540

Signed agreement not received. Medical certificate not received. Online Anti-doping Educational Programme not completed (Play Clean). Online Competition Manipulation Course not completed.

Santiago 2023 Pan American Games Beach Volleyball Playoff Bracket





Union Panamericana Voleibol

BEACH VOLLEYBALL

Santiago

2023

Juegos PanAm | ParapanAm
Santiago de Chile • October 21-27

Men & Women

Bulletin No 5

Tuesday, October 24, 2023





Men's Panamerican Games 2023

21 - 27-Oct-2023
Men

Daily Bulletin No. 5
24 October 2023



No.	Rnd.	Date	Team A	Color	Team B	Color	Ct.	Time
35	C9/12	25-Oct	Hannibal/Llambías (URU)	Black	Giuliano/Gonzalo (PAR)	White	2	12:30
31	QF	25-Oct	Diaz/Alayo (CUB)	Blue	Leon/Marcos (ECU)	Yellow	1	13:00
36	C9/12	25-Oct	Salvatierra/Calvo (BOL)	Red	Noriega/Murray (COL)	White	2	13:30
32	QF	25-Oct	Smith/Webber (USA)	Navy Blue	Sarabia /Virgen (MEX)	Red	1	14:00
30	QF	25-Oct	Capogrosso N./Capogrosso T. (ARG)	White	George/Andre (BRA)	Yellow	1	18:00
41	F15	25-Oct	D. Dyner/Varela (CRC)	Red	Blanco/Garcia (PANAM)	Royal Blue	2	18:30
42	F13	25-Oct	Mora/Lopez (NCA)	White	Guatemala/Flores (ESA)	Blue	2	19:30
29	QF	25-Oct	Grimalt M./Grimalt E. (CHI)	Red/White	MacNeil/Russell (CAN)	Light Gray	1	20:00

No.	Rnd.	Ct.	Date	Team A	Team B	Result	Dur.
1	PA	1	21 Oct	Sarabia /Virgen MEX	Giuliano/Gonzalo PAR	2-1 (19-21, 21-14, 15-13)	0:57
2	PA	1	21 Oct	Grimalt M./Grimalt E. CHI	Mora/Lopez NCA	2-0 (21-13, 21-17)	0:39
3	PB	1	21 Oct	Hannibal/Llambías URU	Blanco/Garcia GUA	2-0 (21-14, 21-13)	0:37
4	PB	1	21 Oct	Smith/Webber USA	Salvatierra/Calvo BOL	2-0 (21-15, 21-15)	0:35
5	PC	2	21 Oct	Diaz/Alayo CUB	Noriega/Murray COL	2-0 (21-8, 21-14)	0:35
6	PC	2	21 Oct	George/Andre BRA	Guatemala/Flores ESA	2-0 (21-7, 21-13)	0:30
7	PD	2	21 Oct	Capogrosso N./Capogrosso T. ARG	D. Dyner/Varela CRC	2-0 (21-12, 21-11)	0:30
8	PD	2	21 Oct	MacNeil/Russell CAN	Leon/Marcos ECU	0-2 (18-21, 20-22)	0:38
9	PA	1	22 Oct	Grimalt M./Grimalt E. CHI	Giuliano/Gonzalo PAR	2-0 (21-18, 21-13)	0:40
10	PA	1	22 Oct	Sarabia /Virgen MEX	Mora/Lopez NCA	2-0 (21-15, 21-17)	0:36
11	PB	1	22 Oct	Smith/Webber USA	Blanco/Garcia GUA	2-1 (21-15, 18-21, 15-10)	0:51
12	PB	1	22 Oct	Hannibal/Llambías URU	Salvatierra/Calvo BOL	2-0 (21-16, 23-21)	0:47
13	PC	2	22 Oct	George/Andre BRA	Noriega/Murray COL	2-0 (21-15, 21-10)	0:36
14	PC	2	22 Oct	Diaz/Alayo CUB	Guatemala/Flores ESA	2-0 (21-13, 21-12)	0:29
15	PD	2	22 Oct	MacNeil/Russell CAN	D. Dyner/Varela CRC	2-0 (21-11, 21-14)	0:27
16	PD	2	22 Oct	Capogrosso N./Capogrosso T. ARG	Leon/Marcos ECU	2-0 (21-17, 21-13)	0:30
17	PA	1	23 Oct	Grimalt M./Grimalt E. CHI	Sarabia /Virgen MEX	2-0 (21-17, 21-16)	0:38
18	PA	1	23 Oct	Giuliano/Gonzalo PAR	Mora/Lopez NCA	2-0 (21-13, 21-17)	0:37
19	PB	1	23 Oct	Smith/Webber USA	Hannibal/Llambías URU	2-1 (21-16, 19-21, 15-12)	1:00
20	PB	1	23 Oct	Blanco/Garcia GUA	Salvatierra/Calvo BOL	0-2 (15-21, 14-21)	0:35
21	PC	2	23 Oct	George/Andre BRA	Diaz/Alayo CUB	1-2 (16-21, 21-18, 8-15)	0:48
22	PC	2	23 Oct	Noriega/Murray COL	Guatemala/Flores ESA	2-0 (21-16, 21-18)	0:40
23	PD	2	23 Oct	MacNeil/Russell CAN	Capogrosso N./Capogrosso T. ARG	0-2 (14-21, 12-21)	0:32
24	PD	2	23 Oct	D. Dyner/Varela CRC	Leon/Marcos ECU	0-2 (19-21, 14-21)	0:32
25	R12	1	24 Oct	Hannibal/Llambías URU	MacNeil/Russell CAN	0-2 (14-21, 16-21)	0:39
26	R12	1	24 Oct	George/Andre BRA	Giuliano/Gonzalo PAR	2-0 (21-14, 21-14)	0:40
27	R12	1	24 Oct	Leon/Marcos ECU	Salvatierra/Calvo BOL	2-0 (23-21, 21-10)	0:35
28	R12	1	24 Oct	Noriega/Murray COL	Sarabia /Virgen MEX	0-2 (21-23, 19-21)	0:48
29	QF	1	25 Oct	Grimalt M./Grimalt E. CHI	MacNeil/Russell CAN		
30	QF	1	25 Oct	Capogrosso N./Capogrosso T. ARG	George/Andre BRA		
31	QF	1	25 Oct	Diaz/Alayo CUB	Leon/Marcos ECU		
32	QF	1	25 Oct	Smith/Webber USA	Sarabia /Virgen MEX		
33	C13/16	2	24 Oct	D. Dyner/Varela CRC	Mora/Lopez NCA	0-2 (12-21, 17-21)	0:38
34	C13/16	2	24 Oct	Blanco/Garcia GUA	Guatemala/Flores ESA	0-2 (18-21, 18-21)	0:38
35	C9/12	2	25 Oct	Hannibal/Llambías URU	Giuliano/Gonzalo PAR		
36	C9/12	2	25 Oct	Salvatierra/Calvo BOL	Noriega/Murray COL		

No.	Rnd.	Ct.	Date	Team A	Team B	Result	Dur.
37	C5/8		26 Oct	Loser of match 29	Loser of match 30		
38	C5/8		26 Oct	Loser of match 31	Loser of match 32		
39	SF		26 Oct	Winner of match 29	Winner of match 30		
40	SF		26 Oct	Winner of match 31	Winner of match 32		
41	F15	2	25 Oct	D. Dyner/Varela CRC	Blanco/Garcia GUA		
42	F13	2	25 Oct	Mora/Lopez NCA	Guatemala/Flores ESA		
43	F11		26 Oct	Loser of match 35	Loser of match 36		
44	F9		26 Oct	Winner of match 35	Winner of match 36		
45	F7		27 Oct	Loser of match 37	Loser of match 38		
46	F5		27 Oct	Winner of match 37	Winner of match 38		
47	F3		27 Oct	Loser of match 39	Loser of match 40		
48	F1		27 Oct	Winner of match 39	Winner of match 40		

Pool A

Rank	Team		Match points	Matches		Sets			Points		
				Won	Lost	Won	Lost	Ratio	Won	Lost	Ratio
1	Grimalt M./Grimalt E. [1]	CHI	6	3	0	6	0	MAX	126	94	1.3404
2	Sarabia /Virgen [8]	MEX	5	2	1	4	3	1.333	130	122	1.0656
3	Giuliano/Gonzalo [9]	PAR	4	1	2	3	4	0.750	121	127	0.9528
4	Mora/Lopez [16]	NCA	3	0	3	0	6	0.000	92	126	0.7302

Pool B

Rank	Team		Match points	Matches		Sets			Points		
				Won	Lost	Won	Lost	Ratio	Won	Lost	Ratio
1	Smith/Webber [2]	USA	6	3	0	6	2	3.000	151	125	1.2080
2	Hannibal/Llambías [7]	URU	5	2	1	5	2	2.500	135	119	1.1345
3	Salvatierra/Calvo [15]	BOL	4	1	2	2	4	0.500	109	115	0.9478
4	Blanco/Garcia [10]	GUA	3	0	3	1	6	0.167	102	138	0.7391

Pool C

Rank	Team		Match points	Matches		Sets			Points		
				Won	Lost	Won	Lost	Ratio	Won	Lost	Ratio
1	Diaz/Alayo [6]	CUB	6	3	0	6	1	6.000	138	92	1.5000
2	George/Andre [3]	BRA	5	2	1	5	2	2.500	129	99	1.3030
3	Noriega/Murray [11]	COL	4	1	2	2	4	0.500	89	118	0.7542
4	Guatemala/Flores [14]	ESA	3	0	3	0	6	0.000	79	126	0.6270

Pool D

Rank	Team		Match points	Matches		Sets			Points		
				Won	Lost	Won	Lost	Ratio	Won	Lost	Ratio
1	Capogrosso N./Capogrosso T. [5]	ARG	6	3	0	6	0	MAX	126	79	1.5949
2	Leon/Marcos [13]	ECU	5	2	1	4	2	2.000	115	113	1.0177
3	MacNeil/Russell [4]	CAN	4	1	2	2	4	0.500	106	110	0.9636
4	D. Dyner/Varela [12]	CRC	3	0	3	0	6	0.000	81	126	0.6429

Main draw (16 teams)

Pos.	Type	No.	Player 1	Entry pts.	Tech pts.	No.	Player 2	Entry pts.	Tech pts.	Federation	Total entry	Total tech.
1		125329	Grimalt M.	840	3854	134415	Grimalt E.	840	3854	CHI	1680	7708
2		147317	Smith	416	536	162451	Webber	430	1430	USA	846	1966
3		142889	George	1330	3960	147009	Andre	1330	3960	BRA	2660	7920
4		141595	MacNeil	386	1610	140044	Russell	386	1610	CAN	772	3220
5		145990	Capogrosso N.	570	3672	174855	Capogrosso T.	570	3672	ARG	1140	7344
6		181857	Diaz	950	1836	167628	Alayo	950	1836	CUB	1900	3672
7		141398	Hannibal	580	1624	186675	Llambías	494	1334	URU	1074	2958
8		157373	Sarabia	544	2574	104509	Virgen	544	2574	MEX	1088	5148
9		178349	Giuliano	450	978	161861	Gonzalo	450	770	PAR	900	1748
10		120892	Blanco	588	1174	121014	Garcia	588	1258	GUA	1176	2432
11		185779	Noriega	470	898	141686	Murray	374	374	COL	844	1272
12		161512	D. Dyner	529	1039	183085	Varela	501	715	CRC	1030	1754
13		161721	Leon	492	950	149626	Marcos	492	770	ECU	984	1720
14		150163	Guatemala	270	498	139055	Flores	416	716	ESA	686	1214
15		175891	Salvatierra	194	194	156330	Calvo	126	126	BOL	320	320
16		137535	Mora	660	1084	141540	Lopez	336	464	NCA	996	1548

Signed agreement not received. Medical certificate not received. Online Anti-doping Educational Programme not completed (Play Clean). Online Competition Manipulation Course not completed.



Women's Panamerican Games 2023

21 - 27-Oct-2023
Women

Daily Bulletin No. 5
24 October 2023



No.	Rnd.	Date	Team A	Color	Team B	Color	Ct.	Time
41	F15	25-Oct	Bianchi/Acuña (URU)	White	Soler/Molina (ESA)	Royal Blue	2	10:30
29	QF	25-Oct	Gutierrez/Flores (MEX)	Red	Gallay/Pereyra (ARG)	Black	1	11:00
42	F13	25-Oct	Williams /Quesada (CRC)	Red	N. Giron/Alvarado (PANAM)	Royal Blue	2	11:30
30	QF	25-Oct	Brandie/Melissa (CAN)	Pink	Gonzalez/Navas (PUR)	Blue	1	12:00
35	C9/12	25-Oct	Payano/Almanzar (DOM)	Royal Blue	Karelys/Ariana (ECU)	Yellow	2	16:30
31	QF	25-Oct	Ana Patrícia/Duda (BRA)	Yellow	Allcca/Gaona (PER)	Navy Blue	1	17:00
36	C9/12	25-Oct	Erika/Michelle (PAR)	White	Diana/Margarita G (COL)	Blue	2	17:30
32	QF	25-Oct	Quiggle/Murphy (USA)	Black	Rivas Zapata/Chris (CHI)	Red	1	19:00

No.	Rnd.	Ct.	Date	Team A	Team B	Result	Dur.
1	PA	1	21 Oct	Gutierrez/Flores MEX	Karelys/Ariana ECU	2-0 (21-19, 21-17)	0:39
2	PA	1	21 Oct	Rivas Zapata/Chris CHI	Williams /Quesada CRC	2-0 (21-12, 21-9)	0:37
3	PB	1	21 Oct	Gallay/Pereyra ARG	N. Giron/Alvarado GUA	2-0 (21-11, 21-6)	0:26
4	PB	1	21 Oct	Quiggle/Murphy USA	Allcca/Gaona PER	2-0 (21-13, 21-18)	0:39
5	PC	2	21 Oct	Gonzalez/Navas PUR	Diana/Margarita G COL	2-0 (21-15, 21-10)	0:34
6	PC	2	21 Oct	Ana Patricia/Duda BRA	Soler/Molina ESA	2-0 (21-9, 21-6)	0:22
7	PD	2	21 Oct	Erika/Michelle PAR	Payano/Almanzar DOM	2-0 (22-20, 21-16)	0:36
8	PD	2	21 Oct	Brandie/Melissa CAN	Bianchi/Acuña URU	2-0 (21-11, 21-6)	0:31
9	PA	1	22 Oct	Rivas Zapata/Chris CHI	Karelys/Ariana ECU	2-1 (21-17, 16-21, 18-16)	1:02
10	PA	1	22 Oct	Gutierrez/Flores MEX	Williams /Quesada CRC	2-0 (21-12, 21-9)	0:29
11	PB	1	22 Oct	Quiggle/Murphy USA	N. Giron/Alvarado GUA	2-0 (21-13, 21-11)	0:28
12	PB	1	22 Oct	Gallay/Pereyra ARG	Allcca/Gaona PER	2-0 (21-16, 21-15)	0:38
13	PC	2	22 Oct	Ana Patricia/Duda BRA	Diana/Margarita G COL	2-0 (21-13, 21-10)	0:28
14	PC	2	22 Oct	Gonzalez/Navas PUR	Soler/Molina ESA	2-0 (21-16, 21-11)	0:30
15	PD	2	22 Oct	Brandie/Melissa CAN	Payano/Almanzar DOM	2-0 (21-11, 21-11)	0:32
16	PD	2	22 Oct	Erika/Michelle PAR	Bianchi/Acuña URU	2-0 (21-8, 21-15)	0:36
17	PA	1	23 Oct	Rivas Zapata/Chris CHI	Gutierrez/Flores MEX	0-2 (14-21, 15-21)	0:34
18	PA	1	23 Oct	Karelys/Ariana ECU	Williams /Quesada CRC	2-0 (21-15, 21-18)	0:39
19	PB	1	23 Oct	Quiggle/Murphy USA	Gallay/Pereyra ARG	2-0 (24-22, 21-17)	0:40
20	PB	1	23 Oct	N. Giron/Alvarado GUA	Allcca/Gaona PER	0-2 (20-22, 10-21)	0:36
21	PC	2	23 Oct	Ana Patricia/Duda BRA	Gonzalez/Navas PUR	2-0 (21-15, 21-11)	0:28
22	PC	2	23 Oct	Diana/Margarita G COL	Soler/Molina ESA	2-0 (21-13, 21-10)	0:31
23	PD	2	23 Oct	Brandie/Melissa CAN	Erika/Michelle PAR	2-0 (21-13, 21-8)	0:34
24	PD	2	23 Oct	Payano/Almanzar DOM	Bianchi/Acuña URU	2-0 (32-30, 21-19)	0:47
25	R12	1	24 Oct	Gallay/Pereyra ARG	Payano/Almanzar DOM	2-0 (21-18, 21-15)	0:40
26	R12	1	24 Oct	Gonzalez/Navas PUR	Karelys/Ariana ECU	2-0 (21-17, 21-14)	0:37
27	R12	1	24 Oct	Erika/Michelle PAR	Allcca/Gaona PER	0-2 (19-21, 19-21)	0:43
28	R12	1	24 Oct	Rivas Zapata/Chris CHI	Diana/Margarita G COL	2-0 (21-18, 21-16)	0:48
29	QF	1	25 Oct	Gutierrez/Flores MEX	Gallay/Pereyra ARG		
30	QF	1	25 Oct	Brandie/Melissa CAN	Gonzalez/Navas PUR		
31	QF	1	25 Oct	Ana Patricia/Duda BRA	Allcca/Gaona PER		
32	QF	1	25 Oct	Quiggle/Murphy USA	Rivas Zapata/Chris CHI		
33	C13/16	2	24 Oct	Bianchi/Acuña URU	Williams /Quesada CRC	1-2 (21-17, 16-21, 8-15)	0:49
34	C13/16	2	24 Oct	N. Giron/Alvarado GUA	Soler/Molina ESA	2-1 (21-16, 11-21, 15-12)	0:48
35	C9/12	2	25 Oct	Payano/Almanzar DOM	Karelys/Ariana ECU		
36	C9/12	2	25 Oct	Erika/Michelle PAR	Diana/Margarita G COL		
37	C5/8		26 Oct	Loser of match 29	Loser of match 30		
38	C5/8		26 Oct	Loser of match 31	Loser of match 32		

No.	Rnd.	Ct.	Date	Team A	Team B	Result	Dur.
39	SF		26 Oct	Winner of match 29	Winner of match 30		
40	SF		26 Oct	Winner of match 31	Winner of match 32		
41	F15	2	25 Oct	Bianchi/Acuña URU	Soler/Molina ESA		
42	F13	2	25 Oct	Williams /Quesada CRC	N. Giron/Alvarado GUA		
43	F11		26 Oct	Loser of match 35	Loser of match 36		
44	F9		26 Oct	Winner of match 35	Winner of match 36		
45	F7		27 Oct	Loser of match 37	Loser of match 38		
46	F5		27 Oct	Winner of match 37	Winner of match 38		
47	F3		27 Oct	Loser of match 39	Loser of match 40		
48	F1		27 Oct	Winner of match 39	Winner of match 40		

Pool A

Rank	Team		Match points	Matches		Sets			Points		
				Won	Lost	Won	Lost	Ratio	Won	Lost	Ratio
1	Gutierrez/Flores [8]	MEX	6	3	0	6	0	MAX	126	86	1.4651
2	Rivas Zapata/Chris [1]	CHI	5	2	1	4	3	1.333	126	117	1.0769
3	Karelys/Ariana [9]	ECU	4	1	2	3	4	0.750	132	130	1.0154
4	Williams /Quesada [16]	CRC	3	0	3	0	6	0.000	75	126	0.5952

Pool B

Rank	Team		Match points	Matches		Sets			Points		
				Won	Lost	Won	Lost	Ratio	Won	Lost	Ratio
1	Quiggle/Murphy [2]	USA	6	3	0	6	0	MAX	129	94	1.3723
2	Gallay/Pereyra [7]	ARG	5	2	1	4	2	2.000	123	93	1.3226
3	Allcca/Gaona [15]	PER	4	1	2	2	4	0.500	105	114	0.9211
4	N. Giron/Alvarado [10]	GUA	3	0	3	0	6	0.000	71	127	0.5591

Pool C

Rank	Team		Match points	Matches		Sets			Points		
				Won	Lost	Won	Lost	Ratio	Won	Lost	Ratio
1	Ana Patricia/Duda [3]	BRA	6	3	0	6	0	MAX	126	64	1.9688
2	Gonzalez/Navas [6]	PUR	5	2	1	4	2	2.000	110	94	1.1702
3	Diana/Margarita G [11]	COL	4	1	2	2	4	0.500	90	107	0.8411
4	Soler/Molina [14]	ESA	3	0	3	0	6	0.000	65	126	0.5159

Pool D

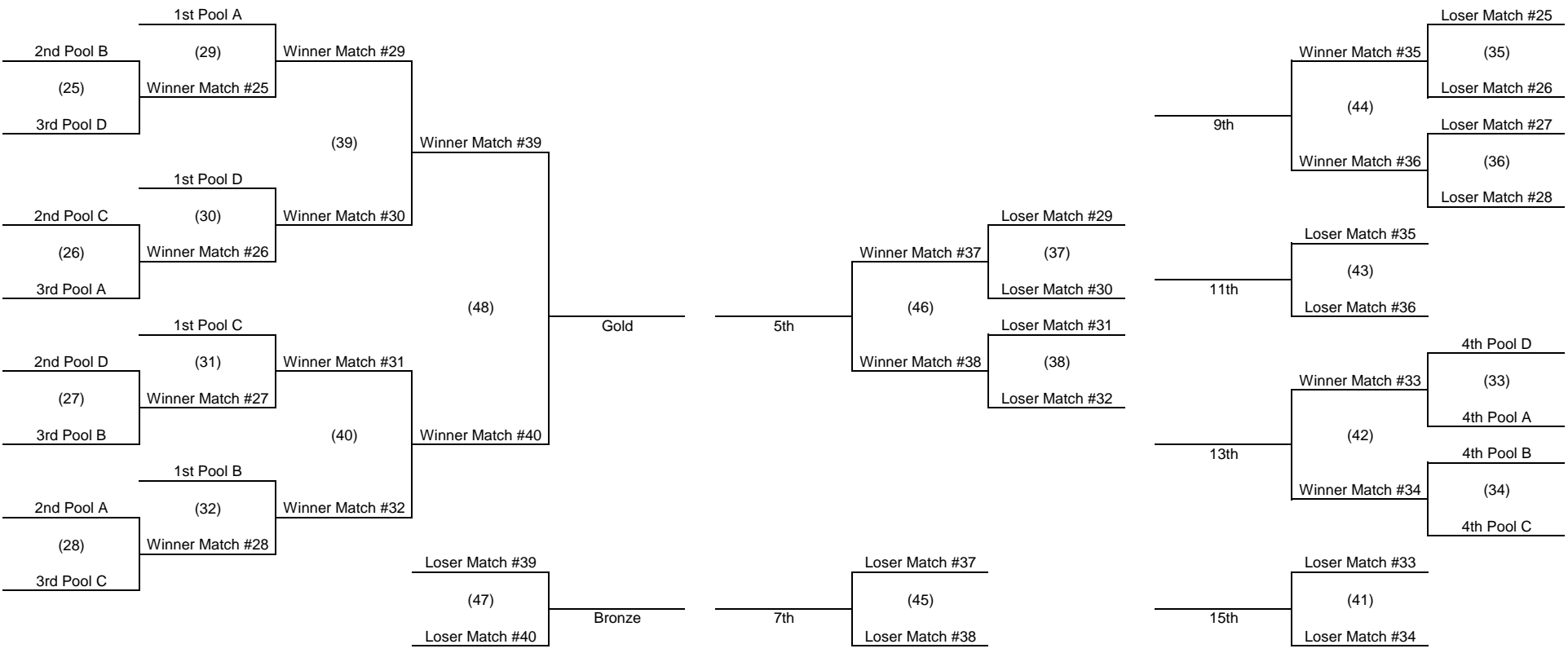
Rank	Team		Match points	Matches		Sets			Points		
				Won	Lost	Won	Lost	Ratio	Won	Lost	Ratio
1	Brandie/Melissa [4]	CAN	6	3	0	6	0	MAX	126	60	2.1000
2	Erika/Michelle [5]	PAR	5	2	1	4	2	2.000	106	101	1.0495
3	Payano/Almanzar [12]	DOM	4	1	2	2	4	0.500	111	134	0.8284
4	Bianchi/Acuña [13]	URU	3	0	3	0	6	0.000	89	137	0.6496

Main draw (16 teams)

Pos.	Type	No.	Player 1	Entry pts.	Tech pts.	No.	Player 2	Entry pts.	Tech pts.	Federation	Total entry	Total tech.
1		134715	Rivas Zapata	762	1328	135093	Chris	762	1664	CHI	1524	2992
2		157794	Quiggle	450	860	140553	Murphy	450	860	USA	900	1720
3		147073	Ana Patrícia	1800	5210	139087	Duda	1800	5210	BRA	3600	10420
4		141868	Brandie	1380	3320	124979	Melissa	1380	3020	CAN	2760	6340
5		145418	Erika	674	1996	141366	Michelle	674	2012	PAR	1348	4008
6		158155	Gonzalez	780	1620	161681	Navas	780	1620	PUR	1560	3240
7		120037	Gallay	500	1520	166926	Pereyra	490	1816	ARG	990	3336
8		163423	Gutierrez	502	2016	184727	Flores	502	1920	MEX	1004	3936
9		168772	Karelys	486	1082	134537	Ariana	486	946	ECU	972	2028
10		139960	N. Giron	491	1007	147196	Alvarado	72	72	GUA	563	1079
11		155110	Diana	434	878	140399	Margarita G	480	564	COL	914	1442
12		165255	Payano	412	484	117121	Almanzar	628	1004	DOM	1040	1488
13		171225	Bianchi	398	980	202270	Acuña	228	298	URU	626	1278
14		103869	Soler	452	908	117595	Molina	294	438	ESA	746	1346
15		155858	Allcca	514	1402	155859	Gaona	514	1402	PER	1028	2804
16		157015	Williams	504	672	182821	Quesada	504	868	CRC	1008	1540

● Signed agreement not received. ● Medical certificate not received. ● Online Anti-doping Educational Programme not completed (Play Clean). ● Online Competition Manipulation Course not completed.

Santiago 2023 Pan American Games Beach Volleyball Playoff Bracket





PANAM
SPORTS



CSV
CONFEDERACIÓN
SUDAMERICANA
DE VOLEIBOL

FIVB
FEDERATION INTERNATIONALE
DE VOLLEYBALL

NOFCECA
Volleyball Confederation



**Union
Panamericana
Voleibol**

BEACH VOLLEYBALL

Santiago

2023

Juegos PanAm | ParapanAm
Santiago de Chile • October 21-27

Men & Women

Bulletin No 6

Wednesday, October 25, 2023





Men's Panamerican Games 2023

21 - 27-Oct-2023
Men

Daily Bulletin No. 6
25 October 2023



No.	Rnd.	Date	Team A	Color	Team B	Color	Ct.	Time
43	F11	26-Oct	Giuliano/Gonzalo (PAR)	Red	Salvatierra/Calvo (BOL)	Green	2	12:30
37	C5/8	26-Oct	MacNeil/Russell (CAN)	Light Gray	Capogrosso N./Capogrosso T. (ARG)	White	1	13:00
44	F9	26-Oct	Hannibal/Llambías (URU)	Black	Noriega/Murray (COL)	White	2	13:30
38	C5/8	26-Oct	Leon/Marcos (ECU)	Yellow	Sarabia /Virgen (MEX)	Black	1	14:00
40	SF	26-Oct	Díaz/Alayo (CUB)	Red	Smith/Webber (USA)	Navy Blue	1	19:00
39	SF	26-Oct	Grimalt M./Grimalt E. (CHI)	Red/White	George/Andre (BRA)	Yellow	1	20:00

No.	Rnd.	Date	Team A	Team B	Ct.	Time
1	PA	21-Oct	Sarabia /Virgen (MEX)	Giuliano/Gonzalo (PAR)	1	18:00
2	PA	21-Oct	Grimalt M./Grimalt E. (CHI)	Mora/Lopez (NCA)	1	20:00
3	PB	21-Oct	Hannibal/Llambías (URU)	Blanco/Garcia (GUA)	1	14:00
4	PB	21-Oct	Smith/Webber (USA)	Salvatierra/Calvo (BOL)	1	13:00
5	PC	21-Oct	Diaz/Alayo (CUB)	Noriega/Murray (COL)	2	19:30
6	PC	21-Oct	George/Andre (BRA)	Guatemala/Flores (ESA)	2	18:30
7	PD	21-Oct	Capogrosso N./Capogrosso T. (ARG)	D. Dyner/Varela (CRC)	2	13:30
8	PD	21-Oct	MacNeil/Russell (CAN)	Leon/Marcos (ECU)	2	12:30
9	PA	22-Oct	Grimalt M./Grimalt E. (CHI)	Giuliano/Gonzalo (PAR)	1	20:00
10	PA	22-Oct	Sarabia /Virgen (MEX)	Mora/Lopez (NCA)	1	18:00
11	PB	22-Oct	Smith/Webber (USA)	Blanco/Garcia (GUA)	1	13:00
12	PB	22-Oct	Hannibal/Llambías (URU)	Salvatierra/Calvo (BOL)	1	14:00
13	PC	22-Oct	George/Andre (BRA)	Noriega/Murray (COL)	2	18:30
14	PC	22-Oct	Diaz/Alayo (CUB)	Guatemala/Flores (ESA)	2	19:30
15	PD	22-Oct	MacNeil/Russell (CAN)	D. Dyner/Varela (CRC)	2	12:30
16	PD	22-Oct	Capogrosso N./Capogrosso T. (ARG)	Leon/Marcos (ECU)	2	13:30
17	PA	23-Oct	Grimalt M./Grimalt E. (CHI)	Sarabia /Virgen (MEX)	1	20:00
18	PA	23-Oct	Giuliano/Gonzalo (PAR)	Mora/Lopez (NCA)	1	18:00
19	PB	23-Oct	Smith/Webber (USA)	Hannibal/Llambías (URU)	1	13:00
20	PB	23-Oct	Blanco/Garcia (GUA)	Salvatierra/Calvo (BOL)	1	14:00
21	PC	23-Oct	George/Andre (BRA)	Diaz/Alayo (CUB)	2	18:30
22	PC	23-Oct	Noriega/Murray (COL)	Guatemala/Flores (ESA)	2	19:30
23	PD	23-Oct	MacNeil/Russell (CAN)	Capogrosso N./Capogrosso T. (ARG)	2	12:30
24	PD	23-Oct	D. Dyner/Varela (CRC)	Leon/Marcos (ECU)	2	13:30
25	R12	24-Oct	Hannibal/Llambías (URU)	MacNeil/Russell (CAN)	1	13:00
26	R12	24-Oct	George/Andre (BRA)	Giuliano/Gonzalo (PAR)	1	14:00
27	R12	24-Oct	Leon/Marcos (ECU)	Salvatierra/Calvo (BOL)	1	18:00
28	R12	24-Oct	Noriega/Murray (COL)	Sarabia /Virgen (MEX)	1	19:00
29	QF	25-Oct	Grimalt M./Grimalt E. (CHI)	MacNeil/Russell (CAN)	1	20:00
30	QF	25-Oct	Capogrosso N./Capogrosso T. (ARG)	George/Andre (BRA)	1	18:00
31	QF	25-Oct	Diaz/Alayo (CUB)	Leon/Marcos (ECU)	1	13:00
32	QF	25-Oct	Smith/Webber (USA)	Sarabia /Virgen (MEX)	1	14:00
33	C13/1 6	24-Oct	D. Dyner/Varela (CRC)	Mora/Lopez (NCA)	2	12:30
34	C13/1 6	24-Oct	Blanco/Garcia (GUA)	Guatemala/Flores (ESA)	2	13:30
35	C9/12	25-Oct	Hannibal/Llambías (URU)	Giuliano/Gonzalo (PAR)	2	12:30
36	C9/12	25-Oct	Salvatierra/Calvo (BOL)	Noriega/Murray (COL)	2	13:30
37	C5/8	26-Oct	MacNeil/Russell (CAN)	Capogrosso N./Capogrosso T. (ARG)	1	13:00
38	C5/8	26-Oct	Leon/Marcos (ECU)	Sarabia /Virgen (MEX)	1	14:00
39	SF	26-Oct	Grimalt M./Grimalt E. (CHI)	George/Andre (BRA)	1	20:00
40	SF	26-Oct	Diaz/Alayo (CUB)	Smith/Webber (USA)	1	19:00

No.	Rnd.	Date	Team A	Team B	Ct.	Time
41	F15	25-Oct	D. Dyner/Varela (CRC)	Blanco/Garcia (GUA)	2	18:30
42	F13	25-Oct	Mora/Lopez (NCA)	Guatemala/Flores (ESA)	2	19:30
43	F11	26-Oct	Giuliano/Gonzalo (PAR)	Salvatierra/Calvo (BOL)	2	12:30
44	F9	26-Oct	Hannibal/Llambías (URU)	Noriega/Murray (COL)	2	13:30
45	F7	27-Oct	Loser of match 37	Loser of match 38		
46	F5	27-Oct	Winner of match 37	Winner of match 38		
47	F3	27-Oct	Loser of match 39	Loser of match 40		
48	F1	27-Oct	Winner of match 39	Winner of match 40		

No.	Rnd.	Ct.	Date	Team A	Team B	Result	Dur.
1	PA	1	21 Oct	Sarabia /Virgen MEX	Giuliano/Gonzalo PAR	2-1 (19-21, 21-14, 15-13)	0:57
2	PA	1	21 Oct	Grimalt M./Grimalt E. CHI	Mora/Lopez NCA	2-0 (21-13, 21-17)	0:39
3	PB	1	21 Oct	Hannibal/Llambías URU	Blanco/Garcia GUA	2-0 (21-14, 21-13)	0:37
4	PB	1	21 Oct	Smith/Webber USA	Salvatierra/Calvo BOL	2-0 (21-15, 21-15)	0:35
5	PC	2	21 Oct	Diaz/Alayo CUB	Noriega/Murray COL	2-0 (21-8, 21-14)	0:35
6	PC	2	21 Oct	George/Andre BRA	Guatemala/Flores ESA	2-0 (21-7, 21-13)	0:30
7	PD	2	21 Oct	Capogrosso N./Capogrosso T. ARG	D. Dyner/Varela CRC	2-0 (21-12, 21-11)	0:30
8	PD	2	21 Oct	MacNeil/Russell CAN	Leon/Marcos ECU	0-2 (18-21, 20-22)	0:38
9	PA	1	22 Oct	Grimalt M./Grimalt E. CHI	Giuliano/Gonzalo PAR	2-0 (21-18, 21-13)	0:40
10	PA	1	22 Oct	Sarabia /Virgen MEX	Mora/Lopez NCA	2-0 (21-15, 21-17)	0:36
11	PB	1	22 Oct	Smith/Webber USA	Blanco/Garcia GUA	2-1 (21-15, 18-21, 15-10)	0:51
12	PB	1	22 Oct	Hannibal/Llambías URU	Salvatierra/Calvo BOL	2-0 (21-16, 23-21)	0:47
13	PC	2	22 Oct	George/Andre BRA	Noriega/Murray COL	2-0 (21-15, 21-10)	0:36
14	PC	2	22 Oct	Diaz/Alayo CUB	Guatemala/Flores ESA	2-0 (21-13, 21-12)	0:29
15	PD	2	22 Oct	MacNeil/Russell CAN	D. Dyner/Varela CRC	2-0 (21-11, 21-14)	0:27
16	PD	2	22 Oct	Capogrosso N./Capogrosso T. ARG	Leon/Marcos ECU	2-0 (21-17, 21-13)	0:30
17	PA	1	23 Oct	Grimalt M./Grimalt E. CHI	Sarabia /Virgen MEX	2-0 (21-17, 21-16)	0:38
18	PA	1	23 Oct	Giuliano/Gonzalo PAR	Mora/Lopez NCA	2-0 (21-13, 21-17)	0:37
19	PB	1	23 Oct	Smith/Webber USA	Hannibal/Llambías URU	2-1 (21-16, 19-21, 15-12)	1:00
20	PB	1	23 Oct	Blanco/Garcia GUA	Salvatierra/Calvo BOL	0-2 (15-21, 14-21)	0:35
21	PC	2	23 Oct	George/Andre BRA	Diaz/Alayo CUB	1-2 (16-21, 21-18, 8-15)	0:48
22	PC	2	23 Oct	Noriega/Murray COL	Guatemala/Flores ESA	2-0 (21-16, 21-18)	0:40
23	PD	2	23 Oct	MacNeil/Russell CAN	Capogrosso N./Capogrosso T. ARG	0-2 (14-21, 12-21)	0:32
24	PD	2	23 Oct	D. Dyner/Varela CRC	Leon/Marcos ECU	0-2 (19-21, 14-21)	0:32
25	R12	1	24 Oct	Hannibal/Llambías URU	MacNeil/Russell CAN	0-2 (14-21, 16-21)	0:39
26	R12	1	24 Oct	George/Andre BRA	Giuliano/Gonzalo PAR	2-0 (21-14, 21-14)	0:40
27	R12	1	24 Oct	Leon/Marcos ECU	Salvatierra/Calvo BOL	2-0 (23-21, 21-10)	0:35
28	R12	1	24 Oct	Noriega/Murray COL	Sarabia /Virgen MEX	0-2 (21-23, 19-21)	0:48
29	QF	1	25 Oct	Grimalt M./Grimalt E. CHI	MacNeil/Russell CAN	2-0 (23-21, 21-18)	0:42
30	QF	1	25 Oct	Capogrosso N./Capogrosso T. ARG	George/Andre BRA	1-2 (17-21, 21-15, 15-17)	1:04
31	QF	1	25 Oct	Diaz/Alayo CUB	Leon/Marcos ECU	2-0 (21-19, 21-16)	0:37
32	QF	1	25 Oct	Smith/Webber USA	Sarabia /Virgen MEX	2-0 (21-18, 21-15)	0:39
33	C13/16	2	24 Oct	D. Dyner/Varela CRC	Mora/Lopez NCA	0-2 (12-21, 17-21)	0:38
34	C13/16	2	24 Oct	Blanco/Garcia GUA	Guatemala/Flores ESA	0-2 (18-21, 18-21)	0:38
35	C9/12	2	25 Oct	Hannibal/Llambías URU	Giuliano/Gonzalo PAR	2-1 (21-13, 18-21, 15-10)	0:56
36	C9/12	2	25 Oct	Salvatierra/Calvo BOL	Noriega/Murray COL	1-2 (21-19, 15-21, 10-15)	0:49

No.	Rnd.	Ct.	Date	Team A	Team B	Result	Dur.
37	C5/8	1	26 Oct	MacNeil/Russell CAN	Capogrosso N./Capogrosso T. ARG		
38	C5/8	1	26 Oct	Leon/Marcos ECU	Sarabia /Virgen MEX		
39	SF	1	26 Oct	Grimalt M./Grimalt E. CHI	George/Andre BRA		
40	SF	1	26 Oct	Diaz/Alayo CUB	Smith/Webber USA		
41	F15	2	25 Oct	D. Dwyer/Varela CRC	Blanco/Garcia GUA	0-2 (15-21, 12-21)	0:30
42	F13	2	25 Oct	Mora/Lopez NCA	Guatemala/Flores ESA	2-1 (24-26, 21-14, 15-7)	0:47
43	F11	2	26 Oct	Giuliano/Gonzalo PAR	Salvatierra/Calvo BOL		
44	F9	2	26 Oct	Hannibal/Llambías URU	Noriega/Murray COL		
45	F7		27 Oct	Loser of match 37	Loser of match 38		
46	F5		27 Oct	Winner of match 37	Winner of match 38		
47	F3		27 Oct	Loser of match 39	Loser of match 40		
48	F1		27 Oct	Winner of match 39	Winner of match 40		

Pool A

Rank	Team		Match points	Matches		Sets			Points		
				Won	Lost	Won	Lost	Ratio	Won	Lost	Ratio
1	Grimalt M./Grimalt E. [1]	CHI	6	3	0	6	0	MAX	126	94	1.3404
2	Sarabia /Virgen [8]	MEX	5	2	1	4	3	1.333	130	122	1.0656
3	Giuliano/Gonzalo [9]	PAR	4	1	2	3	4	0.750	121	127	0.9528
4	Mora/Lopez [16]	NCA	3	0	3	0	6	0.000	92	126	0.7302

Pool B

Rank	Team		Match points	Matches		Sets			Points		
				Won	Lost	Won	Lost	Ratio	Won	Lost	Ratio
1	Smith/Webber [2]	USA	6	3	0	6	2	3.000	151	125	1.2080
2	Hannibal/Llambías [7]	URU	5	2	1	5	2	2.500	135	119	1.1345
3	Salvatierra/Calvo [15]	BOL	4	1	2	2	4	0.500	109	115	0.9478
4	Blanco/Garcia [10]	GUA	3	0	3	1	6	0.167	102	138	0.7391

Pool C

Rank	Team		Match points	Matches		Sets			Points		
				Won	Lost	Won	Lost	Ratio	Won	Lost	Ratio
1	Diaz/Alayo [6]	CUB	6	3	0	6	1	6.000	138	92	1.5000
2	George/Andre [3]	BRA	5	2	1	5	2	2.500	129	99	1.3030
3	Noriega/Murray [11]	COL	4	1	2	2	4	0.500	89	118	0.7542
4	Guatemala/Flores [14]	ESA	3	0	3	0	6	0.000	79	126	0.6270

Pool D

Rank	Team		Match points	Matches		Sets			Points		
				Won	Lost	Won	Lost	Ratio	Won	Lost	Ratio
1	Capogrosso N./Capogrosso T. [5]	ARG	6	3	0	6	0	MAX	126	79	1.5949
2	Leon/Marcos [13]	ECU	5	2	1	4	2	2.000	115	113	1.0177
3	MacNeil/Russell [4]	CAN	4	1	2	2	4	0.500	106	110	0.9636
4	D. Dyner/Varela [12]	CRC	3	0	3	0	6	0.000	81	126	0.6429

Main draw (16 teams)

Pos.	Type	No.	Player 1	Entry pts.	Tech pts.	No.	Player 2	Entry pts.	Tech pts.	Federation	Total entry	Total tech.
1		125329	Grimalt M.	840	3854	134415	Grimalt E.	840	3854	CHI	1680	7708
2		147317	Smith	416	536	162451	Webber	430	1430	USA	846	1966
3		142889	George	1330	3960	147009	Andre	1330	3960	BRA	2660	7920
4		141595	MacNeil	386	1610	140044	Russell	386	1610	CAN	772	3220
5		145990	Capogrosso N.	570	3672	174855	Capogrosso T.	570	3672	ARG	1140	7344
6		181857	Diaz	950	1836	167628	Alayo	950	1836	CUB	1900	3672
7		141398	Hannibal	580	1624	186675	Llambías	494	1334	URU	1074	2958
8		157373	Sarabia	544	2574	104509	Virgen	544	2574	MEX	1088	5148
9		178349	Giuliano	450	978	161861	Gonzalo	450	770	PAR	900	1748
10		120892	Blanco	588	1174	121014	Garcia	588	1258	GUA	1176	2432
11		185779	Noriega	470	898	141686	Murray	374	374	COL	844	1272
12		161512	D. Dyner	529	1039	183085	Varela	501	715	CRC	1030	1754
13		161721	Leon	492	950	149626	Marcos	492	770	ECU	984	1720
14		150163	Guatemala	270	498	139055	Flores	416	716	ESA	686	1214
15		175891	Salvatierra	194	194	156330	Calvo	126	126	BOL	320	320
16		137535	Mora	660	1084	141540	Lopez	336	464	NCA	996	1548

Signed agreement not received. Medical certificate not received. Online Anti-doping Educational Programme not completed (Play Clean). Online Competition Manipulation Course not completed.



Women's Panamerican Games 2023

21 - 27-Oct-2023
Women

Daily Bulletin No. 6
25 October 2023



No.	Rnd.	Date	Team A	Color	Team B	Color	Ct.	Time
43	F11	26-Oct	Karelys/Ariana (ECU)	Yellow	Erika/Michelle (PAR)	White	2	10:30
37	C5/8	26-Oct	Gutierrez/Flores (MEX)	Black	Gonzalez/Navas (PUR)	Red	1	11:00
44	F9	26-Oct	Payano/Almanzar (DOM)	Royal Blue	Diana/Margarita G (COL)	White	2	11:30
38	C5/8	26-Oct	Allcca/Gaona (PER)	White	Rivas Zapata/Chris (CHI)	Red/Blue	1	12:00
39	SF	26-Oct	Gallay/Pereyra (ARG)	Black	Brandie/Melissa (CAN)	Pink	1	17:00
40	SF	26-Oct	Ana Patrícia/Duda (BRA)	Yellow	Quiggle/Murphy (USA)	Red	1	18:00

No.	Rnd.	Date	Team A	Team B	Ct.	Time
1	PA	21-Oct	Gutierrez/Flores (MEX)	Karelys/Ariana (ECU)	1	17:00
2	PA	21-Oct	Rivas Zapata/Chris (CHI)	Williams /Quesada (CRC)	1	19:00
3	PB	21-Oct	Gallay/Pereyra (ARG)	N. Giron/Alvarado (GUA)	1	12:00
4	PB	21-Oct	Quiggle/Murphy (USA)	Allcca/Gaona (PER)	1	11:00
5	PC	21-Oct	Gonzalez/Navas (PUR)	Diana/Margarita G (COL)	2	17:30
6	PC	21-Oct	Ana Patrícia/Duda (BRA)	Soler/Molina (ESA)	2	16:30
7	PD	21-Oct	Erika/Michelle (PAR)	Payano/Almanzar (DOM)	2	11:30
8	PD	21-Oct	Brandie/Melissa (CAN)	Bianchi/Acuña (URU)	2	10:30
9	PA	22-Oct	Rivas Zapata/Chris (CHI)	Karelys/Ariana (ECU)	1	19:00
10	PA	22-Oct	Gutierrez/Flores (MEX)	Williams /Quesada (CRC)	1	17:00
11	PB	22-Oct	Quiggle/Murphy (USA)	N. Giron/Alvarado (GUA)	1	11:00
12	PB	22-Oct	Gallay/Pereyra (ARG)	Allcca/Gaona (PER)	1	12:00
13	PC	22-Oct	Ana Patrícia/Duda (BRA)	Diana/Margarita G (COL)	2	16:30
14	PC	22-Oct	Gonzalez/Navas (PUR)	Soler/Molina (ESA)	2	17:30
15	PD	22-Oct	Brandie/Melissa (CAN)	Payano/Almanzar (DOM)	2	10:30
16	PD	22-Oct	Erika/Michelle (PAR)	Bianchi/Acuña (URU)	2	11:30
17	PA	23-Oct	Rivas Zapata/Chris (CHI)	Gutierrez/Flores (MEX)	1	19:00
18	PA	23-Oct	Karelys/Ariana (ECU)	Williams /Quesada (CRC)	1	17:00
19	PB	23-Oct	Quiggle/Murphy (USA)	Gallay/Pereyra (ARG)	1	11:00
20	PB	23-Oct	N. Giron/Alvarado (GUA)	Allcca/Gaona (PER)	1	12:00
21	PC	23-Oct	Ana Patrícia/Duda (BRA)	Gonzalez/Navas (PUR)	2	16:30
22	PC	23-Oct	Diana/Margarita G (COL)	Soler/Molina (ESA)	2	17:30
23	PD	23-Oct	Brandie/Melissa (CAN)	Erika/Michelle (PAR)	2	10:30
24	PD	23-Oct	Payano/Almanzar (DOM)	Bianchi/Acuña (URU)	2	11:30
25	R12	24-Oct	Gallay/Pereyra (ARG)	Payano/Almanzar (DOM)	1	11:00
26	R12	24-Oct	Gonzalez/Navas (PUR)	Karelys/Ariana (ECU)	1	12:00
27	R12	24-Oct	Erika/Michelle (PAR)	Allcca/Gaona (PER)	1	17:00
28	R12	24-Oct	Rivas Zapata/Chris (CHI)	Diana/Margarita G (COL)	1	20:00
29	QF	25-Oct	Gutierrez/Flores (MEX)	Gallay/Pereyra (ARG)	1	11:00
30	QF	25-Oct	Brandie/Melissa (CAN)	Gonzalez/Navas (PUR)	1	12:00
31	QF	25-Oct	Ana Patrícia/Duda (BRA)	Allcca/Gaona (PER)	1	17:00
32	QF	25-Oct	Quiggle/Murphy (USA)	Rivas Zapata/Chris (CHI)	1	19:00
33	C13/1 6	24-Oct	Bianchi/Acuña (URU)	Williams /Quesada (CRC)	2	10:30
34	C13/1 6	24-Oct	N. Giron/Alvarado (GUA)	Soler/Molina (ESA)	2	11:30
35	C9/12	25-Oct	Payano/Almanzar (DOM)	Karelys/Ariana (ECU)	2	16:30
36	C9/12	25-Oct	Erika/Michelle (PAR)	Diana/Margarita G (COL)	2	17:30
37	C5/8	26-Oct	Gutierrez/Flores (MEX)	Gonzalez/Navas (PUR)	1	11:00
38	C5/8	26-Oct	Allcca/Gaona (PER)	Rivas Zapata/Chris (CHI)	1	12:00
39	SF	26-Oct	Gallay/Pereyra (ARG)	Brandie/Melissa (CAN)	1	17:00
40	SF	26-Oct	Ana Patrícia/Duda (BRA)	Quiggle/Murphy (USA)	1	18:00

No.	Rnd.	Date	Team A	Team B	Ct.	Time
41	F15	25-Oct	Bianchi/Acuña (URU)	Soler/Molina (ESA)	2	10:30
42	F13	25-Oct	Williams /Quesada (CRC)	N. Giron/Alvarado (GUA)	2	11:30
43	F11	26-Oct	Karelys/Ariana (ECU)	Erika/Michelle (PAR)	2	10:30
44	F9	26-Oct	Payano/Almanzar (DOM)	Diana/Margarita G (COL)	2	11:30
45	F7	27-Oct	Loser of match 37	Loser of match 38		
46	F5	27-Oct	Winner of match 37	Winner of match 38		
47	F3	27-Oct	Loser of match 39	Loser of match 40		
48	F1	27-Oct	Winner of match 39	Winner of match 40		

No.	Rnd.	Ct.	Date	Team A	Team B	Result	Dur.
1	PA	1	21 Oct	Gutierrez/Flores MEX	Karelys/Ariana ECU	2-0 (21-19, 21-17)	0:39
2	PA	1	21 Oct	Rivas Zapata/Chris CHI	Williams /Quesada CRC	2-0 (21-12, 21-9)	0:37
3	PB	1	21 Oct	Gallay/Pereyra ARG	N. Giron/Alvarado GUA	2-0 (21-11, 21-6)	0:26
4	PB	1	21 Oct	Quiggle/Murphy USA	Allcca/Gaona PER	2-0 (21-13, 21-18)	0:39
5	PC	2	21 Oct	Gonzalez/Navas PUR	Diana/Margarita G COL	2-0 (21-15, 21-10)	0:34
6	PC	2	21 Oct	Ana Patricia/Duda BRA	Soler/Molina ESA	2-0 (21-9, 21-6)	0:22
7	PD	2	21 Oct	Erika/Michelle PAR	Payano/Almanzar DOM	2-0 (22-20, 21-16)	0:36
8	PD	2	21 Oct	Brandie/Melissa CAN	Bianchi/Acuña URU	2-0 (21-11, 21-6)	0:31
9	PA	1	22 Oct	Rivas Zapata/Chris CHI	Karelys/Ariana ECU	2-1 (21-17, 16-21, 18-16)	1:02
10	PA	1	22 Oct	Gutierrez/Flores MEX	Williams /Quesada CRC	2-0 (21-12, 21-9)	0:29
11	PB	1	22 Oct	Quiggle/Murphy USA	N. Giron/Alvarado GUA	2-0 (21-13, 21-11)	0:28
12	PB	1	22 Oct	Gallay/Pereyra ARG	Allcca/Gaona PER	2-0 (21-16, 21-15)	0:38
13	PC	2	22 Oct	Ana Patricia/Duda BRA	Diana/Margarita G COL	2-0 (21-13, 21-10)	0:28
14	PC	2	22 Oct	Gonzalez/Navas PUR	Soler/Molina ESA	2-0 (21-16, 21-11)	0:30
15	PD	2	22 Oct	Brandie/Melissa CAN	Payano/Almanzar DOM	2-0 (21-11, 21-11)	0:32
16	PD	2	22 Oct	Erika/Michelle PAR	Bianchi/Acuña URU	2-0 (21-8, 21-15)	0:36
17	PA	1	23 Oct	Rivas Zapata/Chris CHI	Gutierrez/Flores MEX	0-2 (14-21, 15-21)	0:34
18	PA	1	23 Oct	Karelys/Ariana ECU	Williams /Quesada CRC	2-0 (21-15, 21-18)	0:39
19	PB	1	23 Oct	Quiggle/Murphy USA	Gallay/Pereyra ARG	2-0 (24-22, 21-17)	0:40
20	PB	1	23 Oct	N. Giron/Alvarado GUA	Allcca/Gaona PER	0-2 (20-22, 10-21)	0:36
21	PC	2	23 Oct	Ana Patricia/Duda BRA	Gonzalez/Navas PUR	2-0 (21-15, 21-11)	0:28
22	PC	2	23 Oct	Diana/Margarita G COL	Soler/Molina ESA	2-0 (21-13, 21-10)	0:31
23	PD	2	23 Oct	Brandie/Melissa CAN	Erika/Michelle PAR	2-0 (21-13, 21-8)	0:34
24	PD	2	23 Oct	Payano/Almanzar DOM	Bianchi/Acuña URU	2-0 (32-30, 21-19)	0:47
25	R12	1	24 Oct	Gallay/Pereyra ARG	Payano/Almanzar DOM	2-0 (21-18, 21-15)	0:40
26	R12	1	24 Oct	Gonzalez/Navas PUR	Karelys/Ariana ECU	2-0 (21-17, 21-14)	0:37
27	R12	1	24 Oct	Erika/Michelle PAR	Allcca/Gaona PER	0-2 (19-21, 19-21)	0:43
28	R12	1	24 Oct	Rivas Zapata/Chris CHI	Diana/Margarita G COL	2-0 (21-18, 21-16)	0:48
29	QF	1	25 Oct	Gutierrez/Flores MEX	Gallay/Pereyra ARG	0-2 (16-21, 17-21)	0:42
30	QF	1	25 Oct	Brandie/Melissa CAN	Gonzalez/Navas PUR	2-0 (21-11, 21-14)	0:35
31	QF	1	25 Oct	Ana Patricia/Duda BRA	Allcca/Gaona PER	2-0 (21-12, 21-9)	0:28
32	QF	1	25 Oct	Quiggle/Murphy USA	Rivas Zapata/Chris CHI	2-0 (21-18, 21-16)	0:40
33	C13/ 16	2	24 Oct	Bianchi/Acuña URU	Williams /Quesada CRC	1-2 (21-17, 16-21, 8-15)	0:49
34	C13/ 16	2	24 Oct	N. Giron/Alvarado GUA	Soler/Molina ESA	2-1 (21-16, 11-21, 15-12)	0:48
35	C9/ 1 2	2	25 Oct	Payano/Almanzar DOM	Karelys/Ariana ECU	2-0 (21-17, 21-14)	0:35
36	C9/ 1 2	2	25 Oct	Erika/Michelle PAR	Diana/Margarita G COL	1-2 (21-16, 19-21, 12-15)	0:51
37	C5/8	1	26 Oct	Gutierrez/Flores MEX	Gonzalez/Navas PUR		
38	C5/8	1	26 Oct	Allcca/Gaona PER	Rivas Zapata/Chris CHI		

No.	Rnd.	Ct.	Date	Team A	Team B	Result	Dur.
39	SF	1	26 Oct	Gallay/Pereyra ARG	Brandie/Melissa CAN		
40	SF	1	26 Oct	Ana Patrícia/Duda BRA	Quiggle/Murphy USA		
41	F15	2	25 Oct	Bianchi/Acuña URU	Soler/Molina ESA	2-0 (21-19, 21-14)	0:38
42	F13	2	25 Oct	Williams /Quesada CRC	N. Giron/Alvarado GUA	2-1 (21-18, 15-21, 15-8)	0:49
43	F11	2	26 Oct	Karelys/Ariana ECU	Erika/Michelle PAR		
44	F9	2	26 Oct	Payano/Almanzar DOM	Diana/Margarita G COL		
45	F7		27 Oct	Loser of match 37	Loser of match 38		
46	F5		27 Oct	Winner of match 37	Winner of match 38		
47	F3		27 Oct	Loser of match 39	Loser of match 40		
48	F1		27 Oct	Winner of match 39	Winner of match 40		

Pool A

Rank	Team		Match points	Matches		Sets			Points		
				Won	Lost	Won	Lost	Ratio	Won	Lost	Ratio
1	Gutierrez/Flores [8]	MEX	6	3	0	6	0	MAX	126	86	1.4651
2	Rivas Zapata/Chris [1]	CHI	5	2	1	4	3	1.333	126	117	1.0769
3	Karelys/Ariana [9]	ECU	4	1	2	3	4	0.750	132	130	1.0154
4	Williams /Quesada [16]	CRC	3	0	3	0	6	0.000	75	126	0.5952

Pool B

Rank	Team		Match points	Matches		Sets			Points		
				Won	Lost	Won	Lost	Ratio	Won	Lost	Ratio
1	Quiggle/Murphy [2]	USA	6	3	0	6	0	MAX	129	94	1.3723
2	Gallay/Pereyra [7]	ARG	5	2	1	4	2	2.000	123	93	1.3226
3	Allcca/Gaona [15]	PER	4	1	2	2	4	0.500	105	114	0.9211
4	N. Giron/Alvarado [10]	GUA	3	0	3	0	6	0.000	71	127	0.5591

Pool C

Rank	Team		Match points	Matches		Sets			Points		
				Won	Lost	Won	Lost	Ratio	Won	Lost	Ratio
1	Ana Patricia/Duda [3]	BRA	6	3	0	6	0	MAX	126	64	1.9688
2	Gonzalez/Navas [6]	PUR	5	2	1	4	2	2.000	110	94	1.1702
3	Diana/Margarita G [11]	COL	4	1	2	2	4	0.500	90	107	0.8411
4	Soler/Molina [14]	ESA	3	0	3	0	6	0.000	65	126	0.5159

Pool D

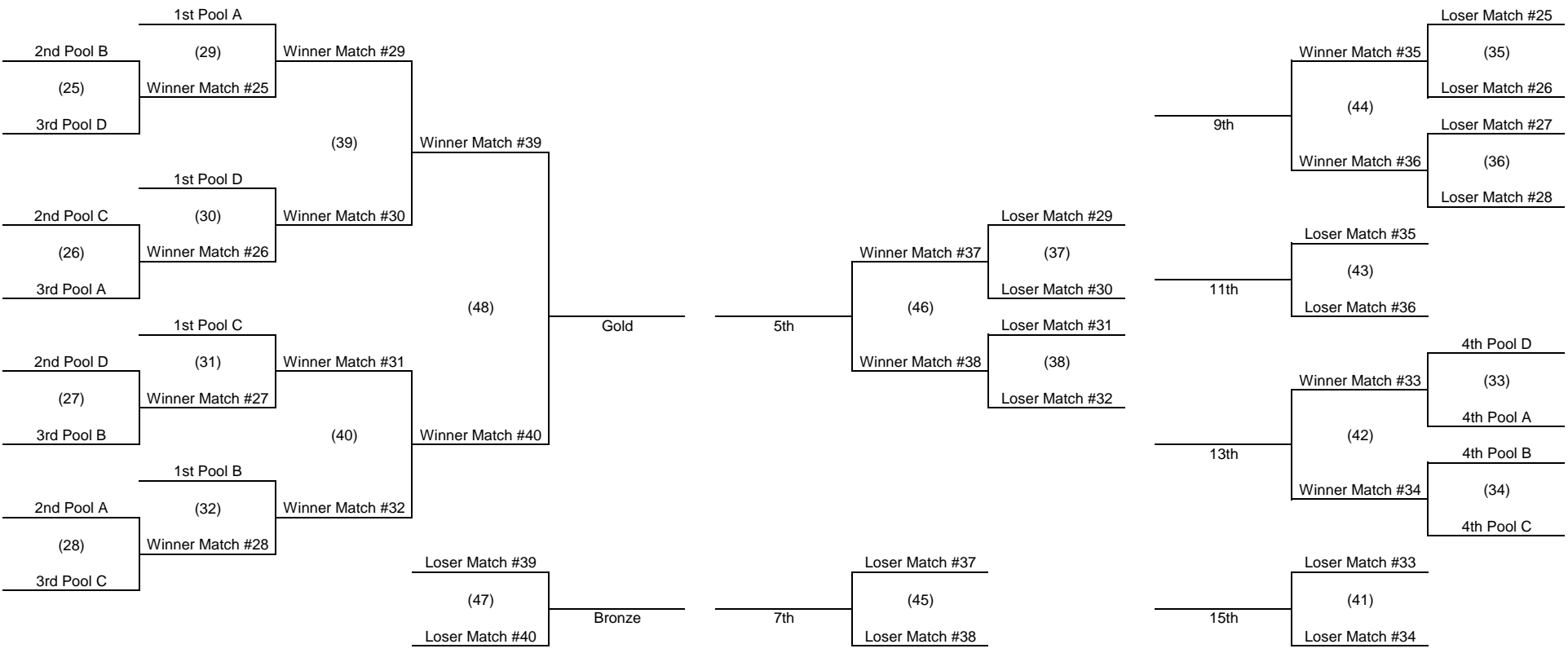
Rank	Team		Match points	Matches		Sets			Points		
				Won	Lost	Won	Lost	Ratio	Won	Lost	Ratio
1	Brandie/Melissa [4]	CAN	6	3	0	6	0	MAX	126	60	2.1000
2	Erika/Michelle [5]	PAR	5	2	1	4	2	2.000	106	101	1.0495
3	Payano/Almanzar [12]	DOM	4	1	2	2	4	0.500	111	134	0.8284
4	Bianchi/Acuña [13]	URU	3	0	3	0	6	0.000	89	137	0.6496

Main draw (16 teams)

Pos.	Type	No.	Player 1	Entry pts.	Tech pts.	No.	Player 2	Entry pts.	Tech pts.	Federation	Total entry	Total tech.
1		134715	Rivas Zapata	762	1328	135093	Chris	762	1664	CHI	1524	2992
2		157794	Quiggle	450	860	140553	Murphy	450	860	USA	900	1720
3		147073	Ana Patrícia	1800	5210	139087	Duda	1800	5210	BRA	3600	10420
4		141868	Brandie	1380	3320	124979	Melissa	1380	3020	CAN	2760	6340
5		145418	Erika	674	1996	141366	Michelle	674	2012	PAR	1348	4008
6		158155	Gonzalez	780	1620	161681	Navas	780	1620	PUR	1560	3240
7		120037	Gallay	500	1520	166926	Pereyra	490	1816	ARG	990	3336
8		163423	Gutierrez	502	2016	184727	Flores	502	1920	MEX	1004	3936
9		168772	Karelys	486	1082	134537	Ariana	486	946	ECU	972	2028
10		139960	N. Giron	491	1007	147196	Alvarado	72	72	GUA	563	1079
11		155110	Diana	434	878	140399	Margarita G	480	564	COL	914	1442
12		165255	Payano	412	484	117121	Almanzar	628	1004	DOM	1040	1488
13		171225	Bianchi	398	980	202270	Acuña	228	298	URU	626	1278
14		103869	Soler	452	908	117595	Molina	294	438	ESA	746	1346
15		155858	Allcca	514	1402	155859	Gaona	514	1402	PER	1028	2804
16		157015	Williams	504	672	182821	Quesada	504	868	CRC	1008	1540

Signed agreement not received. Medical certificate not received. Online Anti-doping Educational Programme not completed (Play Clean). Online Competition Manipulation Course not completed.

Santiago 2023 Pan American Games Beach Volleyball Playoff Bracket





Union Panamericana Voleibol

BEACH VOLLEYBALL

Santiago

2023

Juegos PanAm | ParapanAm
Santiago de Chile • October 21-27

Men & Women

Bulletin No 7

Thursday, October 26, 2023





Men's Panamerican Games 2023

21 - 27-Oct-2023
Men

Daily Bulletin No. 7
26 October 2023



No.	Rnd.	Date	Team A	Color	Team B	Color	Ct.	Time
45	F7	27-Oct	Capogrosso N./Capogrosso T. (ARG)	White	Leon/Marcos (ECU)	Yellow	1	12:00
46	F5	27-Oct	MacNeil/Russell (CAN)	Red	Sarabia /Virgen (MEX)	Black	1	13:00
47	F3	27-Oct	Grimalt M./Grimalt E. (CHI)	Red/White	Smith/Webber (USA)	Navy Blue	1	17:00
48	F1	27-Oct	George/Andre (BRA)	Blue	Diaz/Alayo (CUB)	Red	1	19:00

No.	Rnd.	Date	Team A	Team B	Ct.	Time
1	PA	21-Oct	Sarabia /Virgen (MEX)	Giuliano/Gonzalo (PAR)	1	18:00
2	PA	21-Oct	Grimalt M./Grimalt E. (CHI)	Mora/Lopez (NCA)	1	20:00
3	PB	21-Oct	Hannibal/Llambías (URU)	Blanco/Garcia (GUA)	1	14:00
4	PB	21-Oct	Smith/Webber (USA)	Salvatierra/Calvo (BOL)	1	13:00
5	PC	21-Oct	Diaz/Alayo (CUB)	Noriega/Murray (COL)	2	19:30
6	PC	21-Oct	George/Andre (BRA)	Guatemala/Flores (ESA)	2	18:30
7	PD	21-Oct	Capogrosso N./Capogrosso T. (ARG)	D. Dyner/Varela (CRC)	2	13:30
8	PD	21-Oct	MacNeil/Russell (CAN)	Leon/Marcos (ECU)	2	12:30
9	PA	22-Oct	Grimalt M./Grimalt E. (CHI)	Giuliano/Gonzalo (PAR)	1	20:00
10	PA	22-Oct	Sarabia /Virgen (MEX)	Mora/Lopez (NCA)	1	18:00
11	PB	22-Oct	Smith/Webber (USA)	Blanco/Garcia (GUA)	1	13:00
12	PB	22-Oct	Hannibal/Llambías (URU)	Salvatierra/Calvo (BOL)	1	14:00
13	PC	22-Oct	George/Andre (BRA)	Noriega/Murray (COL)	2	18:30
14	PC	22-Oct	Diaz/Alayo (CUB)	Guatemala/Flores (ESA)	2	19:30
15	PD	22-Oct	MacNeil/Russell (CAN)	D. Dyner/Varela (CRC)	2	12:30
16	PD	22-Oct	Capogrosso N./Capogrosso T. (ARG)	Leon/Marcos (ECU)	2	13:30
17	PA	23-Oct	Grimalt M./Grimalt E. (CHI)	Sarabia /Virgen (MEX)	1	20:00
18	PA	23-Oct	Giuliano/Gonzalo (PAR)	Mora/Lopez (NCA)	1	18:00
19	PB	23-Oct	Smith/Webber (USA)	Hannibal/Llambías (URU)	1	13:00
20	PB	23-Oct	Blanco/Garcia (GUA)	Salvatierra/Calvo (BOL)	1	14:00
21	PC	23-Oct	George/Andre (BRA)	Diaz/Alayo (CUB)	2	18:30
22	PC	23-Oct	Noriega/Murray (COL)	Guatemala/Flores (ESA)	2	19:30
23	PD	23-Oct	MacNeil/Russell (CAN)	Capogrosso N./Capogrosso T. (ARG)	2	12:30
24	PD	23-Oct	D. Dyner/Varela (CRC)	Leon/Marcos (ECU)	2	13:30
25	R12	24-Oct	Hannibal/Llambías (URU)	MacNeil/Russell (CAN)	1	13:00
26	R12	24-Oct	George/Andre (BRA)	Giuliano/Gonzalo (PAR)	1	14:00
27	R12	24-Oct	Leon/Marcos (ECU)	Salvatierra/Calvo (BOL)	1	18:00
28	R12	24-Oct	Noriega/Murray (COL)	Sarabia /Virgen (MEX)	1	19:00
29	QF	25-Oct	Grimalt M./Grimalt E. (CHI)	MacNeil/Russell (CAN)	1	20:00
30	QF	25-Oct	Capogrosso N./Capogrosso T. (ARG)	George/Andre (BRA)	1	18:00
31	QF	25-Oct	Diaz/Alayo (CUB)	Leon/Marcos (ECU)	1	13:00
32	QF	25-Oct	Smith/Webber (USA)	Sarabia /Virgen (MEX)	1	14:00
33	C13/1 6	24-Oct	D. Dyner/Varela (CRC)	Mora/Lopez (NCA)	2	12:30
34	C13/1 6	24-Oct	Blanco/Garcia (GUA)	Guatemala/Flores (ESA)	2	13:30
35	C9/12	25-Oct	Hannibal/Llambías (URU)	Giuliano/Gonzalo (PAR)	2	12:30
36	C9/12	25-Oct	Salvatierra/Calvo (BOL)	Noriega/Murray (COL)	2	13:30
37	C5/8	26-Oct	MacNeil/Russell (CAN)	Capogrosso N./Capogrosso T. (ARG)	1	13:00
38	C5/8	26-Oct	Leon/Marcos (ECU)	Sarabia /Virgen (MEX)	1	14:00
39	SF	26-Oct	Grimalt M./Grimalt E. (CHI)	George/Andre (BRA)	1	20:00
40	SF	26-Oct	Diaz/Alayo (CUB)	Smith/Webber (USA)	1	19:00

No.	Rnd.	Date	Team A	Team B	Ct.	Time
41	F15	25-Oct	D. Dyner/Varela (CRC)	Blanco/Garcia (GUA)	2	18:30
42	F13	25-Oct	Mora/Lopez (NCA)	Guatemala/Flores (ESA)	2	19:30
43	F11	26-Oct	Giuliano/Gonzalo (PAR)	Salvatierra/Calvo (BOL)	2	12:30
44	F9	26-Oct	Hannibal/Llambías (URU)	Noriega/Murray (COL)	2	13:30
45	F7	27-Oct	Capogrosso N./Capogrosso T. (ARG)	Leon/Marcos (ECU)	1	12:00
46	F5	27-Oct	MacNeil/Russell (CAN)	Sarabia /Virgen (MEX)	1	13:00
47	F3	27-Oct	Grimalt M./Grimalt E. (CHI)	Smith/Webber (USA)	1	17:00
48	F1	27-Oct	George/Andre (BRA)	Diaz/Alayo (CUB)	1	19:00

No.	Rnd.	Ct.	Date	Team A	Team B	Result	Dur.
1	PA	1	21 Oct	Sarabia /Virgen MEX	Giuliano/Gonzalo PAR	2-1 (19-21, 21-14, 15-13)	0:57
2	PA	1	21 Oct	Grimalt M./Grimalt E. CHI	Mora/Lopez NCA	2-0 (21-13, 21-17)	0:39
3	PB	1	21 Oct	Hannibal/Llambías URU	Blanco/Garcia GUA	2-0 (21-14, 21-13)	0:37
4	PB	1	21 Oct	Smith/Webber USA	Salvatierra/Calvo BOL	2-0 (21-15, 21-15)	0:35
5	PC	2	21 Oct	Diaz/Alayo CUB	Noriega/Murray COL	2-0 (21-8, 21-14)	0:35
6	PC	2	21 Oct	George/Andre BRA	Guatemala/Flores ESA	2-0 (21-7, 21-13)	0:30
7	PD	2	21 Oct	Capogrosso N./Capogrosso T. ARG	D. Dyner/Varela CRC	2-0 (21-12, 21-11)	0:30
8	PD	2	21 Oct	MacNeil/Russell CAN	Leon/Marcos ECU	0-2 (18-21, 20-22)	0:38
9	PA	1	22 Oct	Grimalt M./Grimalt E. CHI	Giuliano/Gonzalo PAR	2-0 (21-18, 21-13)	0:40
10	PA	1	22 Oct	Sarabia /Virgen MEX	Mora/Lopez NCA	2-0 (21-15, 21-17)	0:36
11	PB	1	22 Oct	Smith/Webber USA	Blanco/Garcia GUA	2-1 (21-15, 18-21, 15-10)	0:51
12	PB	1	22 Oct	Hannibal/Llambías URU	Salvatierra/Calvo BOL	2-0 (21-16, 23-21)	0:47
13	PC	2	22 Oct	George/Andre BRA	Noriega/Murray COL	2-0 (21-15, 21-10)	0:36
14	PC	2	22 Oct	Diaz/Alayo CUB	Guatemala/Flores ESA	2-0 (21-13, 21-12)	0:29
15	PD	2	22 Oct	MacNeil/Russell CAN	D. Dyner/Varela CRC	2-0 (21-11, 21-14)	0:27
16	PD	2	22 Oct	Capogrosso N./Capogrosso T. ARG	Leon/Marcos ECU	2-0 (21-17, 21-13)	0:30
17	PA	1	23 Oct	Grimalt M./Grimalt E. CHI	Sarabia /Virgen MEX	2-0 (21-17, 21-16)	0:38
18	PA	1	23 Oct	Giuliano/Gonzalo PAR	Mora/Lopez NCA	2-0 (21-13, 21-17)	0:37
19	PB	1	23 Oct	Smith/Webber USA	Hannibal/Llambías URU	2-1 (21-16, 19-21, 15-12)	1:00
20	PB	1	23 Oct	Blanco/Garcia GUA	Salvatierra/Calvo BOL	0-2 (15-21, 14-21)	0:35
21	PC	2	23 Oct	George/Andre BRA	Diaz/Alayo CUB	1-2 (16-21, 21-18, 8-15)	0:48
22	PC	2	23 Oct	Noriega/Murray COL	Guatemala/Flores ESA	2-0 (21-16, 21-18)	0:40
23	PD	2	23 Oct	MacNeil/Russell CAN	Capogrosso N./Capogrosso T. ARG	0-2 (14-21, 12-21)	0:32
24	PD	2	23 Oct	D. Dyner/Varela CRC	Leon/Marcos ECU	0-2 (19-21, 14-21)	0:32
25	R12	1	24 Oct	Hannibal/Llambías URU	MacNeil/Russell CAN	0-2 (14-21, 16-21)	0:39
26	R12	1	24 Oct	George/Andre BRA	Giuliano/Gonzalo PAR	2-0 (21-14, 21-14)	0:40
27	R12	1	24 Oct	Leon/Marcos ECU	Salvatierra/Calvo BOL	2-0 (23-21, 21-10)	0:35
28	R12	1	24 Oct	Noriega/Murray COL	Sarabia /Virgen MEX	0-2 (21-23, 19-21)	0:48
29	QF	1	25 Oct	Grimalt M./Grimalt E. CHI	MacNeil/Russell CAN	2-0 (23-21, 21-18)	0:42
30	QF	1	25 Oct	Capogrosso N./Capogrosso T. ARG	George/Andre BRA	1-2 (17-21, 21-15, 15-17)	1:04
31	QF	1	25 Oct	Diaz/Alayo CUB	Leon/Marcos ECU	2-0 (21-19, 21-16)	0:37
32	QF	1	25 Oct	Smith/Webber USA	Sarabia /Virgen MEX	2-0 (21-18, 21-15)	0:39
33	C13/16	2	24 Oct	D. Dyner/Varela CRC	Mora/Lopez NCA	0-2 (12-21, 17-21)	0:38
34	C13/16	2	24 Oct	Blanco/Garcia GUA	Guatemala/Flores ESA	0-2 (18-21, 18-21)	0:38
35	C9/12	2	25 Oct	Hannibal/Llambías URU	Giuliano/Gonzalo PAR	2-1 (21-13, 18-21, 15-10)	0:56
36	C9/12	2	25 Oct	Salvatierra/Calvo BOL	Noriega/Murray COL	1-2 (21-19, 15-21, 10-15)	0:49

No.	Rnd.	Ct.	Date	Team A	Team B	Result	Dur.
37	C5/8	1	26 Oct	MacNeil/Russell CAN	Capogrosso N./Capogrosso T. ARG	2-0 (21-15, 21-17)	0:36
38	C5/8	1	26 Oct	Leon/Marcos ECU	Sarabia /Virgen MEX	1-2 (14-21, 21-16, 14-16)	0:47
39	SF	1	26 Oct	Grimalt M./Grimalt E. CHI	George/Andre BRA	0-2 (13-21, 17-21)	0:42
40	SF	1	26 Oct	Diaz/Alayo CUB	Smith/Webber USA	2-0 (21-15, 21-13)	0:39
41	F15	2	25 Oct	D. Dyner/Varela CRC	Blanco/Garcia GUA	0-2 (15-21, 12-21)	0:30
42	F13	2	25 Oct	Mora/Lopez NCA	Guatemala/Flores ESA	2-1 (24-26, 21-14, 15-7)	0:47
43	F11	2	26 Oct	Giuliano/Gonzalo PAR	Salvatierra/Calvo BOL	2-0 (21-14, 22-20)	0:37
44	F9	2	26 Oct	Hannibal/Llambías URU	Noriega/Murray COL	2-1 (15-21, 25-23, 15-12)	0:56
45	F7	1	27 Oct	Capogrosso N./Capogrosso T. ARG	Leon/Marcos ECU		
46	F5	1	27 Oct	MacNeil/Russell CAN	Sarabia /Virgen MEX		
47	F3	1	27 Oct	Grimalt M./Grimalt E. CHI	Smith/Webber USA		
48	F1	1	27 Oct	George/Andre BRA	Diaz/Alayo CUB		

Pool A

Rank	Team		Match points	Matches		Sets			Points		
				Won	Lost	Won	Lost	Ratio	Won	Lost	Ratio
1	Grimalt M./Grimalt E. [1]	CHI	6	3	0	6	0	MAX	126	94	1.3404
2	Sarabia /Virgen [8]	MEX	5	2	1	4	3	1.333	130	122	1.0656
3	Giuliano/Gonzalo [9]	PAR	4	1	2	3	4	0.750	121	127	0.9528
4	Mora/Lopez [16]	NCA	3	0	3	0	6	0.000	92	126	0.7302

Pool B

Rank	Team		Match points	Matches		Sets			Points		
				Won	Lost	Won	Lost	Ratio	Won	Lost	Ratio
1	Smith/Webber [2]	USA	6	3	0	6	2	3.000	151	125	1.2080
2	Hannibal/Llambías [7]	URU	5	2	1	5	2	2.500	135	119	1.1345
3	Salvatierra/Calvo [15]	BOL	4	1	2	2	4	0.500	109	115	0.9478
4	Blanco/Garcia [10]	GUA	3	0	3	1	6	0.167	102	138	0.7391

Pool C

Rank	Team		Match points	Matches		Sets			Points		
				Won	Lost	Won	Lost	Ratio	Won	Lost	Ratio
1	Diaz/Alayo [6]	CUB	6	3	0	6	1	6.000	138	92	1.5000
2	George/Andre [3]	BRA	5	2	1	5	2	2.500	129	99	1.3030
3	Noriega/Murray [11]	COL	4	1	2	2	4	0.500	89	118	0.7542
4	Guatemala/Flores [14]	ESA	3	0	3	0	6	0.000	79	126	0.6270

Pool D

Rank	Team		Match points	Matches		Sets			Points		
				Won	Lost	Won	Lost	Ratio	Won	Lost	Ratio
1	Capogrosso N./Capogrosso T. [5]	ARG	6	3	0	6	0	MAX	126	79	1.5949
2	Leon/Marcos [13]	ECU	5	2	1	4	2	2.000	115	113	1.0177
3	MacNeil/Russell [4]	CAN	4	1	2	2	4	0.500	106	110	0.9636
4	D. Dyner/Varela [12]	CRC	3	0	3	0	6	0.000	81	126	0.6429

Main draw (16 teams)

Pos.	Type	No.	Player 1	Entry pts.	Tech pts.	No.	Player 2	Entry pts.	Tech pts.	Federation	Total entry	Total tech.
1		125329	Grimalt M.	840	3854	134415	Grimalt E.	840	3854	CHI	1680	7708
2		147317	Smith	416	536	162451	Webber	430	1430	USA	846	1966
3		142889	George	1330	3960	147009	Andre	1330	3960	BRA	2660	7920
4		141595	MacNeil	386	1610	140044	Russell	386	1610	CAN	772	3220
5		145990	Capogrosso N.	570	3672	174855	Capogrosso T.	570	3672	ARG	1140	7344
6		181857	Diaz	950	1836	167628	Alayo	950	1836	CUB	1900	3672
7		141398	Hannibal	580	1624	186675	Llambías	494	1334	URU	1074	2958
8		157373	Sarabia	544	2574	104509	Virgen	544	2574	MEX	1088	5148
9		178349	Giuliano	450	978	161861	Gonzalo	450	770	PAR	900	1748
10		120892	Blanco	588	1174	121014	Garcia	588	1258	GUA	1176	2432
11		185779	Noriega	470	898	141686	Murray	374	374	COL	844	1272
12		161512	D. Dyner	529	1039	183085	Varela	501	715	CRC	1030	1754
13		161721	Leon	492	950	149626	Marcos	492	770	ECU	984	1720
14		150163	Guatemala	270	498	139055	Flores	416	716	ESA	686	1214
15		175891	Salvatierra	194	194	156330	Calvo	126	126	BOL	320	320
16		137535	Mora	660	1084	141540	Lopez	336	464	NCA	996	1548

Signed agreement not received. Medical certificate not received. Online Anti-doping Educational Programme not completed (Play Clean). Online Competition Manipulation Course not completed.



Women's Panamerican Games 2023

21 - 27-Oct-2023
Women

Daily Bulletin No. 7
26 October 2023



No.	Rnd.	Date	Team A	Color	Team B	Color	Ct.	Time
45	F7	27-Oct	Gonzalez/Navas (PUR)	Blue	Rivas Zapata/Chris (CHI)	Red	1	10:00
46	F5	27-Oct	Gutierrez/Flores (MEX)	Black	Allcca/Gaona (PER)	White	1	11:00
47	F3	27-Oct	Gallay/Pereyra (ARG)	Black	Quiggle/Murphy (USA)	Red	1	16:00
48	F1	27-Oct	Brandie/Melissa (CAN)	Pink	Ana Patrícia/Duda (BRA)	Yellow	1	18:00

No.	Rnd.	Date	Team A	Team B	Ct.	Time
1	PA	21-Oct	Gutierrez/Flores (MEX)	Karelys/Ariana (ECU)	1	17:00
2	PA	21-Oct	Rivas Zapata/Chris (CHI)	Williams /Quesada (CRC)	1	19:00
3	PB	21-Oct	Gallay/Pereyra (ARG)	N. Giron/Alvarado (GUA)	1	12:00
4	PB	21-Oct	Quiggle/Murphy (USA)	Allcca/Gaona (PER)	1	11:00
5	PC	21-Oct	Gonzalez/Navas (PUR)	Diana/Margarita G (COL)	2	17:30
6	PC	21-Oct	Ana Patrícia/Duda (BRA)	Soler/Molina (ESA)	2	16:30
7	PD	21-Oct	Erika/Michelle (PAR)	Payano/Almanzar (DOM)	2	11:30
8	PD	21-Oct	Brandie/Melissa (CAN)	Bianchi/Acuña (URU)	2	10:30
9	PA	22-Oct	Rivas Zapata/Chris (CHI)	Karelys/Ariana (ECU)	1	19:00
10	PA	22-Oct	Gutierrez/Flores (MEX)	Williams /Quesada (CRC)	1	17:00
11	PB	22-Oct	Quiggle/Murphy (USA)	N. Giron/Alvarado (GUA)	1	11:00
12	PB	22-Oct	Gallay/Pereyra (ARG)	Allcca/Gaona (PER)	1	12:00
13	PC	22-Oct	Ana Patrícia/Duda (BRA)	Diana/Margarita G (COL)	2	16:30
14	PC	22-Oct	Gonzalez/Navas (PUR)	Soler/Molina (ESA)	2	17:30
15	PD	22-Oct	Brandie/Melissa (CAN)	Payano/Almanzar (DOM)	2	10:30
16	PD	22-Oct	Erika/Michelle (PAR)	Bianchi/Acuña (URU)	2	11:30
17	PA	23-Oct	Rivas Zapata/Chris (CHI)	Gutierrez/Flores (MEX)	1	19:00
18	PA	23-Oct	Karelys/Ariana (ECU)	Williams /Quesada (CRC)	1	17:00
19	PB	23-Oct	Quiggle/Murphy (USA)	Gallay/Pereyra (ARG)	1	11:00
20	PB	23-Oct	N. Giron/Alvarado (GUA)	Allcca/Gaona (PER)	1	12:00
21	PC	23-Oct	Ana Patrícia/Duda (BRA)	Gonzalez/Navas (PUR)	2	16:30
22	PC	23-Oct	Diana/Margarita G (COL)	Soler/Molina (ESA)	2	17:30
23	PD	23-Oct	Brandie/Melissa (CAN)	Erika/Michelle (PAR)	2	10:30
24	PD	23-Oct	Payano/Almanzar (DOM)	Bianchi/Acuña (URU)	2	11:30
25	R12	24-Oct	Gallay/Pereyra (ARG)	Payano/Almanzar (DOM)	1	11:00
26	R12	24-Oct	Gonzalez/Navas (PUR)	Karelys/Ariana (ECU)	1	12:00
27	R12	24-Oct	Erika/Michelle (PAR)	Allcca/Gaona (PER)	1	17:00
28	R12	24-Oct	Rivas Zapata/Chris (CHI)	Diana/Margarita G (COL)	1	20:00
29	QF	25-Oct	Gutierrez/Flores (MEX)	Gallay/Pereyra (ARG)	1	11:00
30	QF	25-Oct	Brandie/Melissa (CAN)	Gonzalez/Navas (PUR)	1	12:00
31	QF	25-Oct	Ana Patrícia/Duda (BRA)	Allcca/Gaona (PER)	1	17:00
32	QF	25-Oct	Quiggle/Murphy (USA)	Rivas Zapata/Chris (CHI)	1	19:00
33	C13/1 6	24-Oct	Bianchi/Acuña (URU)	Williams /Quesada (CRC)	2	10:30
34	C13/1 6	24-Oct	N. Giron/Alvarado (GUA)	Soler/Molina (ESA)	2	11:30
35	C9/12	25-Oct	Payano/Almanzar (DOM)	Karelys/Ariana (ECU)	2	16:30
36	C9/12	25-Oct	Erika/Michelle (PAR)	Diana/Margarita G (COL)	2	17:30
37	C5/8	26-Oct	Gutierrez/Flores (MEX)	Gonzalez/Navas (PUR)	1	11:00
38	C5/8	26-Oct	Allcca/Gaona (PER)	Rivas Zapata/Chris (CHI)	1	12:00
39	SF	26-Oct	Gallay/Pereyra (ARG)	Brandie/Melissa (CAN)	1	17:00
40	SF	26-Oct	Ana Patrícia/Duda (BRA)	Quiggle/Murphy (USA)	1	18:00

No.	Rnd.	Date	Team A	Team B	Ct.	Time
41	F15	25-Oct	Bianchi/Acuña (URU)	Soler/Molina (ESA)	2	10:30
42	F13	25-Oct	Williams /Quesada (CRC)	N. Giron/Alvarado (GUA)	2	11:30
43	F11	26-Oct	Karelys/Ariana (ECU)	Erika/Michelle (PAR)	2	10:30
44	F9	26-Oct	Payano/Almanzar (DOM)	Diana/Margarita G (COL)	2	11:30
45	F7	27-Oct	Loser of match 37	Loser of match 38		
46	F5	27-Oct	Winner of match 37	Winner of match 38		
47	F3	27-Oct	Loser of match 39	Loser of match 40		
48	F1	27-Oct	Winner of match 39	Winner of match 40		

No.	Rnd.	Ct.	Date	Team A	Team B	Result	Dur.
1	PA	1	21 Oct	Gutierrez/Flores MEX	Karelys/Ariana ECU	2-0 (21-19, 21-17)	0:39
2	PA	1	21 Oct	Rivas Zapata/Chris CHI	Williams /Quesada CRC	2-0 (21-12, 21-9)	0:37
3	PB	1	21 Oct	Gallay/Pereyra ARG	N. Giron/Alvarado GUA	2-0 (21-11, 21-6)	0:26
4	PB	1	21 Oct	Quiggle/Murphy USA	Allcca/Gaona PER	2-0 (21-13, 21-18)	0:39
5	PC	2	21 Oct	Gonzalez/Navas PUR	Diana/Margarita G COL	2-0 (21-15, 21-10)	0:34
6	PC	2	21 Oct	Ana Patricia/Duda BRA	Soler/Molina ESA	2-0 (21-9, 21-6)	0:22
7	PD	2	21 Oct	Erika/Michelle PAR	Payano/Almanzar DOM	2-0 (22-20, 21-16)	0:36
8	PD	2	21 Oct	Brandie/Melissa CAN	Bianchi/Acuña URU	2-0 (21-11, 21-6)	0:31
9	PA	1	22 Oct	Rivas Zapata/Chris CHI	Karelys/Ariana ECU	2-1 (21-17, 16-21, 18-16)	1:02
10	PA	1	22 Oct	Gutierrez/Flores MEX	Williams /Quesada CRC	2-0 (21-12, 21-9)	0:29
11	PB	1	22 Oct	Quiggle/Murphy USA	N. Giron/Alvarado GUA	2-0 (21-13, 21-11)	0:28
12	PB	1	22 Oct	Gallay/Pereyra ARG	Allcca/Gaona PER	2-0 (21-16, 21-15)	0:38
13	PC	2	22 Oct	Ana Patricia/Duda BRA	Diana/Margarita G COL	2-0 (21-13, 21-10)	0:28
14	PC	2	22 Oct	Gonzalez/Navas PUR	Soler/Molina ESA	2-0 (21-16, 21-11)	0:30
15	PD	2	22 Oct	Brandie/Melissa CAN	Payano/Almanzar DOM	2-0 (21-11, 21-11)	0:32
16	PD	2	22 Oct	Erika/Michelle PAR	Bianchi/Acuña URU	2-0 (21-8, 21-15)	0:36
17	PA	1	23 Oct	Rivas Zapata/Chris CHI	Gutierrez/Flores MEX	0-2 (14-21, 15-21)	0:34
18	PA	1	23 Oct	Karelys/Ariana ECU	Williams /Quesada CRC	2-0 (21-15, 21-18)	0:39
19	PB	1	23 Oct	Quiggle/Murphy USA	Gallay/Pereyra ARG	2-0 (24-22, 21-17)	0:40
20	PB	1	23 Oct	N. Giron/Alvarado GUA	Allcca/Gaona PER	0-2 (20-22, 10-21)	0:36
21	PC	2	23 Oct	Ana Patricia/Duda BRA	Gonzalez/Navas PUR	2-0 (21-15, 21-11)	0:28
22	PC	2	23 Oct	Diana/Margarita G COL	Soler/Molina ESA	2-0 (21-13, 21-10)	0:31
23	PD	2	23 Oct	Brandie/Melissa CAN	Erika/Michelle PAR	2-0 (21-13, 21-8)	0:34
24	PD	2	23 Oct	Payano/Almanzar DOM	Bianchi/Acuña URU	2-0 (32-30, 21-19)	0:47
25	R12	1	24 Oct	Gallay/Pereyra ARG	Payano/Almanzar DOM	2-0 (21-18, 21-15)	0:40
26	R12	1	24 Oct	Gonzalez/Navas PUR	Karelys/Ariana ECU	2-0 (21-17, 21-14)	0:37
27	R12	1	24 Oct	Erika/Michelle PAR	Allcca/Gaona PER	0-2 (19-21, 19-21)	0:43
28	R12	1	24 Oct	Rivas Zapata/Chris CHI	Diana/Margarita G COL	2-0 (21-18, 21-16)	0:48
29	QF	1	25 Oct	Gutierrez/Flores MEX	Gallay/Pereyra ARG	0-2 (16-21, 17-21)	0:42
30	QF	1	25 Oct	Brandie/Melissa CAN	Gonzalez/Navas PUR	2-0 (21-11, 21-14)	0:35
31	QF	1	25 Oct	Ana Patricia/Duda BRA	Allcca/Gaona PER	2-0 (21-12, 21-9)	0:28
32	QF	1	25 Oct	Quiggle/Murphy USA	Rivas Zapata/Chris CHI	2-0 (21-18, 21-16)	0:40
33	C13/ 16	2	24 Oct	Bianchi/Acuña URU	Williams /Quesada CRC	1-2 (21-17, 16-21, 8-15)	0:49
34	C13/ 16	2	24 Oct	N. Giron/Alvarado GUA	Soler/Molina ESA	2-1 (21-16, 11-21, 15-12)	0:48
35	C9/ 1 2	2	25 Oct	Payano/Almanzar DOM	Karelys/Ariana ECU	2-0 (21-17, 21-14)	0:35
36	C9/ 1 2	2	25 Oct	Erika/Michelle PAR	Diana/Margarita G COL	1-2 (21-16, 19-21, 12-15)	0:51
37	C5/8	1	26 Oct	Gutierrez/Flores MEX	Gonzalez/Navas PUR		
38	C5/8	1	26 Oct	Allcca/Gaona PER	Rivas Zapata/Chris CHI		

No.	Rnd.	Ct.	Date	Team A	Team B	Result	Dur.
39	SF	1	26 Oct	Gallay/Pereyra ARG	Brandie/Melissa CAN		
40	SF	1	26 Oct	Ana Patrícia/Duda BRA	Quiggle/Murphy USA		
41	F15	2	25 Oct	Bianchi/Acuña URU	Soler/Molina ESA	2-0 (21-19, 21-14)	0:38
42	F13	2	25 Oct	Williams /Quesada CRC	N. Giron/Alvarado GUA	2-1 (21-18, 15-21, 15-8)	0:49
43	F11	2	26 Oct	Karelys/Ariana ECU	Erika/Michelle PAR		
44	F9	2	26 Oct	Payano/Almanzar DOM	Diana/Margarita G COL		
45	F7		27 Oct	Loser of match 37	Loser of match 38		
46	F5		27 Oct	Winner of match 37	Winner of match 38		
47	F3		27 Oct	Loser of match 39	Loser of match 40		
48	F1		27 Oct	Winner of match 39	Winner of match 40		

Pool A

Rank	Team		Match points	Matches		Sets			Points		
				Won	Lost	Won	Lost	Ratio	Won	Lost	Ratio
1	Gutierrez/Flores [8]	MEX	6	3	0	6	0	MAX	126	86	1.4651
2	Rivas Zapata/Chris [1]	CHI	5	2	1	4	3	1.333	126	117	1.0769
3	Karelys/Ariana [9]	ECU	4	1	2	3	4	0.750	132	130	1.0154
4	Williams /Quesada [16]	CRC	3	0	3	0	6	0.000	75	126	0.5952

Pool B

Rank	Team		Match points	Matches		Sets			Points		
				Won	Lost	Won	Lost	Ratio	Won	Lost	Ratio
1	Quiggle/Murphy [2]	USA	6	3	0	6	0	MAX	129	94	1.3723
2	Gallay/Pereyra [7]	ARG	5	2	1	4	2	2.000	123	93	1.3226
3	Allcca/Gaona [15]	PER	4	1	2	2	4	0.500	105	114	0.9211
4	N. Giron/Alvarado [10]	GUA	3	0	3	0	6	0.000	71	127	0.5591

Pool C

Rank	Team		Match points	Matches		Sets			Points		
				Won	Lost	Won	Lost	Ratio	Won	Lost	Ratio
1	Ana Patricia/Duda [3]	BRA	6	3	0	6	0	MAX	126	64	1.9688
2	Gonzalez/Navas [6]	PUR	5	2	1	4	2	2.000	110	94	1.1702
3	Diana/Margarita G [11]	COL	4	1	2	2	4	0.500	90	107	0.8411
4	Soler/Molina [14]	ESA	3	0	3	0	6	0.000	65	126	0.5159

Pool D

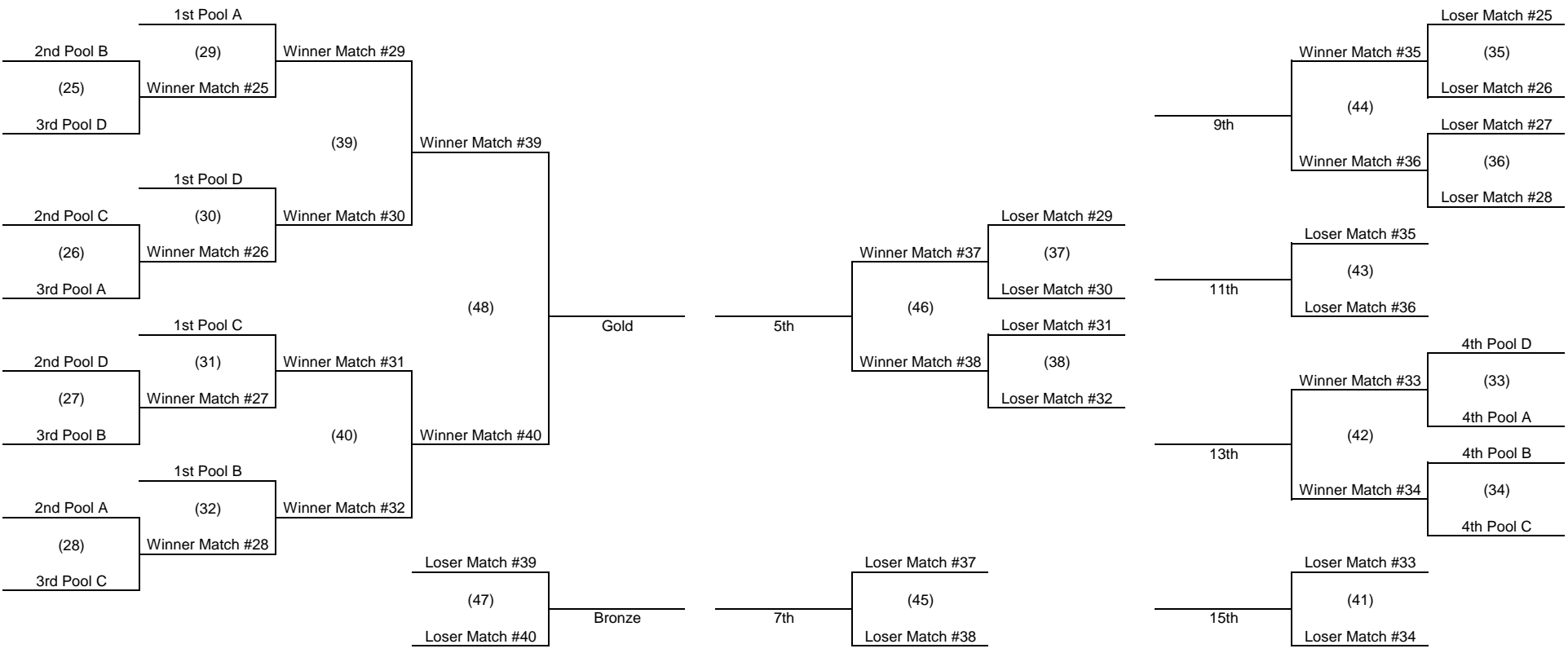
Rank	Team		Match points	Matches		Sets			Points		
				Won	Lost	Won	Lost	Ratio	Won	Lost	Ratio
1	Brandie/Melissa [4]	CAN	6	3	0	6	0	MAX	126	60	2.1000
2	Erika/Michelle [5]	PAR	5	2	1	4	2	2.000	106	101	1.0495
3	Payano/Almanzar [12]	DOM	4	1	2	2	4	0.500	111	134	0.8284
4	Bianchi/Acuña [13]	URU	3	0	3	0	6	0.000	89	137	0.6496

Main draw (16 teams)

Pos.	Type	No.	Player 1	Entry pts.	Tech pts.	No.	Player 2	Entry pts.	Tech pts.	Federation	Total entry	Total tech.
1		134715	Rivas Zapata	762	1328	135093	Chris	762	1664	CHI	1524	2992
2		157794	Quiggle	450	860	140553	Murphy	450	860	USA	900	1720
3		147073	Ana Patrícia	1800	5210	139087	Duda	1800	5210	BRA	3600	10420
4		141868	Brandie	1380	3320	124979	Melissa	1380	3020	CAN	2760	6340
5		145418	Erika	674	1996	141366	Michelle	674	2012	PAR	1348	4008
6		158155	Gonzalez	780	1620	161681	Navas	780	1620	PUR	1560	3240
7		120037	Gallay	500	1520	166926	Pereyra	490	1816	ARG	990	3336
8		163423	Gutierrez	502	2016	184727	Flores	502	1920	MEX	1004	3936
9		168772	Karelys	486	1082	134537	Ariana	486	946	ECU	972	2028
10		139960	N. Giron	491	1007	147196	Alvarado	72	72	GUA	563	1079
11		155110	Diana	434	878	140399	Margarita G	480	564	COL	914	1442
12		165255	Payano	412	484	117121	Almanzar	628	1004	DOM	1040	1488
13		171225	Bianchi	398	980	202270	Acuña	228	298	URU	626	1278
14		103869	Soler	452	908	117595	Molina	294	438	ESA	746	1346
15		155858	Allcca	514	1402	155859	Gaona	514	1402	PER	1028	2804
16		157015	Williams	504	672	182821	Quesada	504	868	CRC	1008	1540

Signed agreement not received. Medical certificate not received. Online Anti-doping Educational Programme not completed (Play Clean). Online Competition Manipulation Course not completed.

Santiago 2023 Pan American Games Beach Volleyball Playoff Bracket





Union Panamericana Voleibol

BEACH VOLLEYBALL

Santiago

2023

Juegos PanAm | ParapanAm
Santiago de Chile • October 21-27

Men & Women

Bulletin No 8

Friday, October 27, 2023





















Men's Panamerican Games 2023

21 - 27-Oct-2023
Men

Daily Bulletin No. 8
27 October 2023



Standings

Rk.	Team	Country
1	George/Andre	BRA 
2	Diaz/Alayo	CUB 
3	Grimalt M./Grimalt E.	CHI 
4	Smith/Webber	USA 
5	MacNeil/Russell	CAN 
6	Sarabia /Virgen	MEX 
7	Leon/Marcos	ECU 
8	Capogrosso N./Capogrosso T.	ARG 
9	Hannibal/Llambías	URU 
10	Noriega/Murray	COL 
11	Giuliano/Gonzalo	PAR 
12	Salvatierra/Calvo	BOL 
13	Mora/Lopez	NCA 
14	Guatemala/Flores	ESA 
15	Blanco/Garcia	GUA 
16	D. Dyner/Varela	CRC 

No.	Rnd.	Date	Team A	Team B	Ct.	Time
1	PA	21-Oct	Sarabia /Virgen (MEX)	Giuliano/Gonzalo (PAR)	1	18:00
2	PA	21-Oct	Grimalt M./Grimalt E. (CHI)	Mora/Lopez (NCA)	1	20:00
3	PB	21-Oct	Hannibal/Llambías (URU)	Blanco/Garcia (GUA)	1	14:00
4	PB	21-Oct	Smith/Webber (USA)	Salvatierra/Calvo (BOL)	1	13:00
5	PC	21-Oct	Diaz/Alayo (CUB)	Noriega/Murray (COL)	2	19:30
6	PC	21-Oct	George/Andre (BRA)	Guatemala/Flores (ESA)	2	18:30
7	PD	21-Oct	Capogrosso N./Capogrosso T. (ARG)	D. Dyner/Varela (CRC)	2	13:30
8	PD	21-Oct	MacNeil/Russell (CAN)	Leon/Marcos (ECU)	2	12:30
9	PA	22-Oct	Grimalt M./Grimalt E. (CHI)	Giuliano/Gonzalo (PAR)	1	20:00
10	PA	22-Oct	Sarabia /Virgen (MEX)	Mora/Lopez (NCA)	1	18:00
11	PB	22-Oct	Smith/Webber (USA)	Blanco/Garcia (GUA)	1	13:00
12	PB	22-Oct	Hannibal/Llambías (URU)	Salvatierra/Calvo (BOL)	1	14:00
13	PC	22-Oct	George/Andre (BRA)	Noriega/Murray (COL)	2	18:30
14	PC	22-Oct	Diaz/Alayo (CUB)	Guatemala/Flores (ESA)	2	19:30
15	PD	22-Oct	MacNeil/Russell (CAN)	D. Dyner/Varela (CRC)	2	12:30
16	PD	22-Oct	Capogrosso N./Capogrosso T. (ARG)	Leon/Marcos (ECU)	2	13:30
17	PA	23-Oct	Grimalt M./Grimalt E. (CHI)	Sarabia /Virgen (MEX)	1	20:00
18	PA	23-Oct	Giuliano/Gonzalo (PAR)	Mora/Lopez (NCA)	1	18:00
19	PB	23-Oct	Smith/Webber (USA)	Hannibal/Llambías (URU)	1	13:00
20	PB	23-Oct	Blanco/Garcia (GUA)	Salvatierra/Calvo (BOL)	1	14:00
21	PC	23-Oct	George/Andre (BRA)	Diaz/Alayo (CUB)	2	18:30
22	PC	23-Oct	Noriega/Murray (COL)	Guatemala/Flores (ESA)	2	19:30
23	PD	23-Oct	MacNeil/Russell (CAN)	Capogrosso N./Capogrosso T. (ARG)	2	12:30
24	PD	23-Oct	D. Dyner/Varela (CRC)	Leon/Marcos (ECU)	2	13:30
25	R12	24-Oct	Hannibal/Llambías (URU)	MacNeil/Russell (CAN)	1	13:00
26	R12	24-Oct	George/Andre (BRA)	Giuliano/Gonzalo (PAR)	1	14:00
27	R12	24-Oct	Leon/Marcos (ECU)	Salvatierra/Calvo (BOL)	1	18:00
28	R12	24-Oct	Noriega/Murray (COL)	Sarabia /Virgen (MEX)	1	19:00
29	QF	25-Oct	Grimalt M./Grimalt E. (CHI)	MacNeil/Russell (CAN)	1	20:00
30	QF	25-Oct	Capogrosso N./Capogrosso T. (ARG)	George/Andre (BRA)	1	18:00
31	QF	25-Oct	Diaz/Alayo (CUB)	Leon/Marcos (ECU)	1	13:00
32	QF	25-Oct	Smith/Webber (USA)	Sarabia /Virgen (MEX)	1	14:00
33	C13/1 6	24-Oct	D. Dyner/Varela (CRC)	Mora/Lopez (NCA)	2	12:30
34	C13/1 6	24-Oct	Blanco/Garcia (GUA)	Guatemala/Flores (ESA)	2	13:30
35	C9/12	25-Oct	Hannibal/Llambías (URU)	Giuliano/Gonzalo (PAR)	2	12:30
36	C9/12	25-Oct	Salvatierra/Calvo (BOL)	Noriega/Murray (COL)	2	13:30
37	C5/8	26-Oct	MacNeil/Russell (CAN)	Capogrosso N./Capogrosso T. (ARG)	1	13:00
38	C5/8	26-Oct	Leon/Marcos (ECU)	Sarabia /Virgen (MEX)	1	14:00
39	SF	26-Oct	Grimalt M./Grimalt E. (CHI)	George/Andre (BRA)	1	20:00
40	SF	26-Oct	Diaz/Alayo (CUB)	Smith/Webber (USA)	1	19:00

No.	Rnd.	Date	Team A	Team B	Ct.	Time
41	F15	25-Oct	D. Dyner/Varela (CRC)	Blanco/Garcia (GUA)	2	18:30
42	F13	25-Oct	Mora/Lopez (NCA)	Guatemala/Flores (ESA)	2	19:30
43	F11	26-Oct	Giuliano/Gonzalo (PAR)	Salvatierra/Calvo (BOL)	2	12:30
44	F9	26-Oct	Hannibal/Llambías (URU)	Noriega/Murray (COL)	2	13:30
45	F7	27-Oct	Capogrosso N./Capogrosso T. (ARG)	Leon/Marcos (ECU)	1	12:00
46	F5	27-Oct	MacNeil/Russell (CAN)	Sarabia /Virgen (MEX)	1	13:00
47	F3	27-Oct	Grimalt M./Grimalt E. (CHI)	Smith/Webber (USA)	1	17:00
48	F1	27-Oct	George/Andre (BRA)	Diaz/Alayo (CUB)	1	19:00

No.	Rnd.	Ct.	Date	Team A	Team B	Result	Dur.
1	PA	1	21 Oct	Sarabia /Virgen MEX	Giuliano/Gonzalo PAR	2-1 (19-21, 21-14, 15-13)	0:57
2	PA	1	21 Oct	Grimalt M./Grimalt E. CHI	Mora/Lopez NCA	2-0 (21-13, 21-17)	0:39
3	PB	1	21 Oct	Hannibal/Llambías URU	Blanco/Garcia GUA	2-0 (21-14, 21-13)	0:37
4	PB	1	21 Oct	Smith/Webber USA	Salvatierra/Calvo BOL	2-0 (21-15, 21-15)	0:35
5	PC	2	21 Oct	Diaz/Alayo CUB	Noriega/Murray COL	2-0 (21-8, 21-14)	0:35
6	PC	2	21 Oct	George/Andre BRA	Guatemala/Flores ESA	2-0 (21-7, 21-13)	0:30
7	PD	2	21 Oct	Capogrosso N./Capogrosso T. ARG	D. Dyer/Varela CRC	2-0 (21-12, 21-11)	0:30
8	PD	2	21 Oct	MacNeil/Russell CAN	Leon/Marcos ECU	0-2 (18-21, 20-22)	0:38
9	PA	1	22 Oct	Grimalt M./Grimalt E. CHI	Giuliano/Gonzalo PAR	2-0 (21-18, 21-13)	0:40
10	PA	1	22 Oct	Sarabia /Virgen MEX	Mora/Lopez NCA	2-0 (21-15, 21-17)	0:36
11	PB	1	22 Oct	Smith/Webber USA	Blanco/Garcia GUA	2-1 (21-15, 18-21, 15-10)	0:51
12	PB	1	22 Oct	Hannibal/Llambías URU	Salvatierra/Calvo BOL	2-0 (21-16, 23-21)	0:47
13	PC	2	22 Oct	George/Andre BRA	Noriega/Murray COL	2-0 (21-15, 21-10)	0:36
14	PC	2	22 Oct	Diaz/Alayo CUB	Guatemala/Flores ESA	2-0 (21-13, 21-12)	0:29
15	PD	2	22 Oct	MacNeil/Russell CAN	D. Dyer/Varela CRC	2-0 (21-11, 21-14)	0:27
16	PD	2	22 Oct	Capogrosso N./Capogrosso T. ARG	Leon/Marcos ECU	2-0 (21-17, 21-13)	0:30
17	PA	1	23 Oct	Grimalt M./Grimalt E. CHI	Sarabia /Virgen MEX	2-0 (21-17, 21-16)	0:38
18	PA	1	23 Oct	Giuliano/Gonzalo PAR	Mora/Lopez NCA	2-0 (21-13, 21-17)	0:37
19	PB	1	23 Oct	Smith/Webber USA	Hannibal/Llambías URU	2-1 (21-16, 19-21, 15-12)	1:00
20	PB	1	23 Oct	Blanco/Garcia GUA	Salvatierra/Calvo BOL	0-2 (15-21, 14-21)	0:35
21	PC	2	23 Oct	George/Andre BRA	Diaz/Alayo CUB	1-2 (16-21, 21-18, 8-15)	0:48
22	PC	2	23 Oct	Noriega/Murray COL	Guatemala/Flores ESA	2-0 (21-16, 21-18)	0:40
23	PD	2	23 Oct	MacNeil/Russell CAN	Capogrosso N./Capogrosso T. ARG	0-2 (14-21, 12-21)	0:32
24	PD	2	23 Oct	D. Dyer/Varela CRC	Leon/Marcos ECU	0-2 (19-21, 14-21)	0:32
25	R12	1	24 Oct	Hannibal/Llambías URU	MacNeil/Russell CAN	0-2 (14-21, 16-21)	0:39
26	R12	1	24 Oct	George/Andre BRA	Giuliano/Gonzalo PAR	2-0 (21-14, 21-14)	0:40
27	R12	1	24 Oct	Leon/Marcos ECU	Salvatierra/Calvo BOL	2-0 (23-21, 21-10)	0:35
28	R12	1	24 Oct	Noriega/Murray COL	Sarabia /Virgen MEX	0-2 (21-23, 19-21)	0:48
29	QF	1	25 Oct	Grimalt M./Grimalt E. CHI	MacNeil/Russell CAN	2-0 (23-21, 21-18)	0:42
30	QF	1	25 Oct	Capogrosso N./Capogrosso T. ARG	George/Andre BRA	1-2 (17-21, 21-15, 15-17)	1:04
31	QF	1	25 Oct	Diaz/Alayo CUB	Leon/Marcos ECU	2-0 (21-19, 21-16)	0:37
32	QF	1	25 Oct	Smith/Webber USA	Sarabia /Virgen MEX	2-0 (21-18, 21-15)	0:39
33	C13/16	2	24 Oct	D. Dyer/Varela CRC	Mora/Lopez NCA	0-2 (12-21, 17-21)	0:38
34	C13/16	2	24 Oct	Blanco/Garcia GUA	Guatemala/Flores ESA	0-2 (18-21, 18-21)	0:38
35	C9/12	2	25 Oct	Hannibal/Llambías URU	Giuliano/Gonzalo PAR	2-1 (21-13, 18-21, 15-10)	0:56
36	C9/12	2	25 Oct	Salvatierra/Calvo BOL	Noriega/Murray COL	1-2 (21-19, 15-21, 10-15)	0:49

No.	Rnd.	Ct.	Date	Team A	Team B	Result	Dur.
37	C5/8	1	26 Oct	MacNeil/Russell CAN	Capogrosso N./Capogrosso T. ARG	2-0 (21-15, 21-17)	0:36
38	C5/8	1	26 Oct	Leon/Marcos ECU	Sarabia /Virgen MEX	1-2 (14-21, 21-16, 14-16)	0:47
39	SF	1	26 Oct	Grimalt M./Grimalt E. CHI	George/Andre BRA	0-2 (13-21, 17-21)	0:42
40	SF	1	26 Oct	Diaz/Alayo CUB	Smith/Webber USA	2-0 (21-15, 21-13)	0:39
41	F15	2	25 Oct	D. Dyner/Varela CRC	Blanco/Garcia GUA	0-2 (15-21, 12-21)	0:30
42	F13	2	25 Oct	Mora/Lopez NCA	Guatemala/Flores ESA	2-1 (24-26, 21-14, 15-7)	0:47
43	F11	2	26 Oct	Giuliano/Gonzalo PAR	Salvatierra/Calvo BOL	2-0 (21-14, 22-20)	0:37
44	F9	2	26 Oct	Hannibal/Llambías URU	Noriega/Murray COL	2-1 (15-21, 25-23, 15-12)	0:56
45	F7	1	27 Oct	Capogrosso N./Capogrosso T. ARG	Leon/Marcos ECU	0-2 (0-0, 0-0) Injury for team A	
46	F5	1	27 Oct	MacNeil/Russell CAN	Sarabia /Virgen MEX	2-0 (0-0, 0-0) Injury for team B	
47	F3	1	27 Oct	Grimalt M./Grimalt E. CHI	Smith/Webber USA	2-1 (21-14, 18-21, 15-12)	0:58
48	F1	1	27 Oct	George/Andre BRA	Diaz/Alayo CUB	2-1 (21-12, 19-21, 15-13)	

Pool A

Rank	Team		Match points	Matches		Sets			Points		
				Won	Lost	Won	Lost	Ratio	Won	Lost	Ratio
1	Grimalt M./Grimalt E. [1]	CHI	6	3	0	6	0	MAX	126	94	1.3404
2	Sarabia /Virgen [8]	MEX	5	2	1	4	3	1.333	130	122	1.0656
3	Giuliano/Gonzalo [9]	PAR	4	1	2	3	4	0.750	121	127	0.9528
4	Mora/Lopez [16]	NCA	3	0	3	0	6	0.000	92	126	0.7302

Pool B

Rank	Team		Match points	Matches		Sets			Points		
				Won	Lost	Won	Lost	Ratio	Won	Lost	Ratio
1	Smith/Webber [2]	USA	6	3	0	6	2	3.000	151	125	1.2080
2	Hannibal/Llambías [7]	URU	5	2	1	5	2	2.500	135	119	1.1345
3	Salvatierra/Calvo [15]	BOL	4	1	2	2	4	0.500	109	115	0.9478
4	Blanco/Garcia [10]	GUA	3	0	3	1	6	0.167	102	138	0.7391

Pool C

Rank	Team		Match points	Matches		Sets			Points		
				Won	Lost	Won	Lost	Ratio	Won	Lost	Ratio
1	Diaz/Alayo [6]	CUB	6	3	0	6	1	6.000	138	92	1.5000
2	George/Andre [3]	BRA	5	2	1	5	2	2.500	129	99	1.3030
3	Noriega/Murray [11]	COL	4	1	2	2	4	0.500	89	118	0.7542
4	Guatemala/Flores [14]	ESA	3	0	3	0	6	0.000	79	126	0.6270

Pool D

Rank	Team		Match points	Matches		Sets			Points		
				Won	Lost	Won	Lost	Ratio	Won	Lost	Ratio
1	Capogrosso N./Capogrosso T. [5]	ARG	6	3	0	6	0	MAX	126	79	1.5949
2	Leon/Marcos [13]	ECU	5	2	1	4	2	2.000	115	113	1.0177
3	MacNeil/Russell [4]	CAN	4	1	2	2	4	0.500	106	110	0.9636
4	D. Dyner/Varela [12]	CRC	3	0	3	0	6	0.000	81	126	0.6429

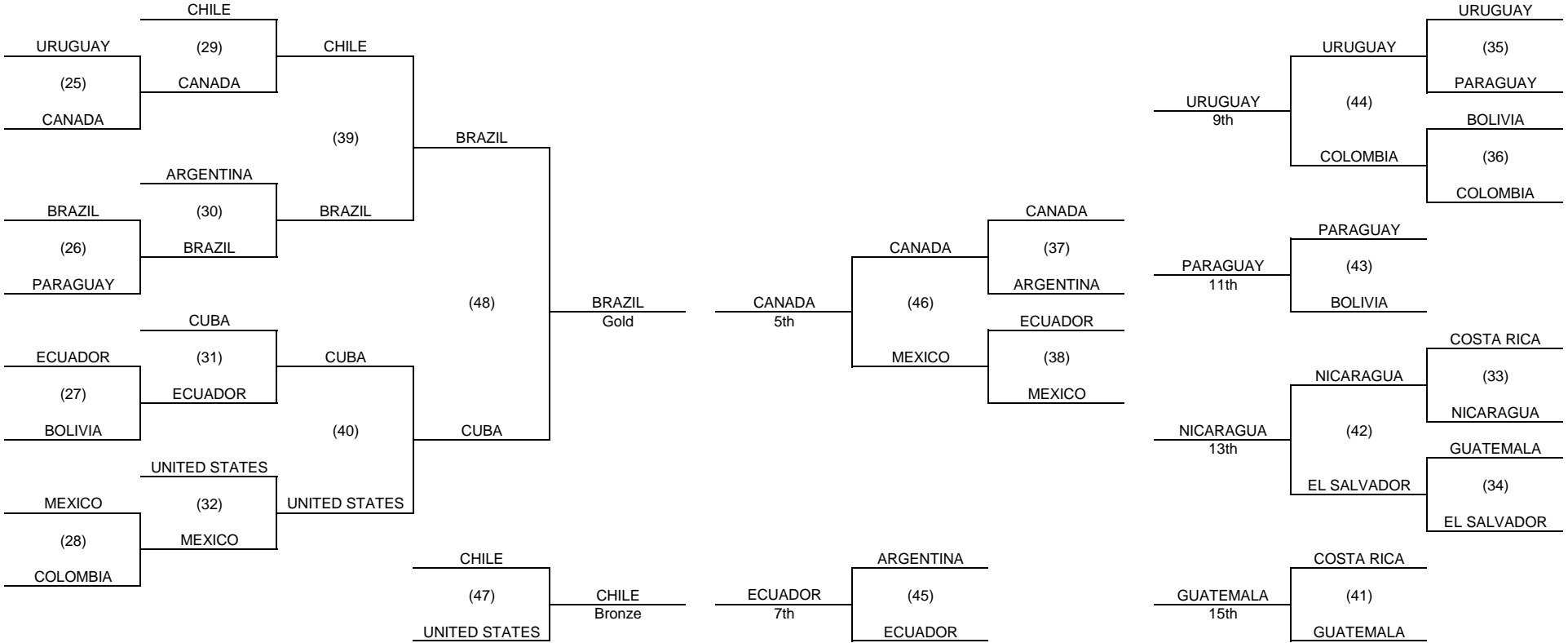
Main draw (16 teams)

Pos.	Type	No.	Player 1	Entry pts.	Tech pts.	No.	Player 2	Entry pts.	Tech pts.	Federation	Total entry	Total tech.
1		125329	Grimalt M.	840	3854	134415	Grimalt E.	840	3854	CHI	1680	7708
2		147317	Smith	416	536	162451	Webber	430	1430	USA	846	1966
3		142889	George	1330	3960	147009	Andre	1330	3960	BRA	2660	7920
4		141595	MacNeil	386	1610	140044	Russell	386	1610	CAN	772	3220
5		145990	Capogrosso N.	570	3672	174855	Capogrosso T.	570	3672	ARG	1140	7344
6		181857	Diaz	950	1836	167628	Alayo	950	1836	CUB	1900	3672
7		141398	Hannibal	580	1624	186675	Llambías	494	1334	URU	1074	2958
8		157373	Sarabia	544	2574	104509	Virgen	544	2574	MEX	1088	5148
9		178349	Giuliano	450	978	161861	Gonzalo	450	770	PAR	900	1748
10		120892	Blanco	588	1174	121014	Garcia	588	1258	GUA	1176	2432
11		185779	Noriega	470	898	141686	Murray	374	374	COL	844	1272
12		161512	D. Dyner	529	1039	183085	Varela	501	715	CRC	1030	1754
13		161721	Leon	492	950	149626	Marcos	492	770	ECU	984	1720
14		150163	Guatemala	270	498	139055	Flores	416	716	ESA	686	1214
15		175891	Salvatierra	194	194	156330	Calvo	126	126	BOL	320	320
16		137535	Mora	660	1084	141540	Lopez	336	464	NCA	996	1548

● Signed agreement not received. ● Medical certificate not received. ● Online Anti-doping Educational Programme not completed (Play Clean). ● Online Competition Manipulation Course not completed.

Santiago 2023 Pan American Games Beach Volleyball Playoff Bracket

MEN BRACKET





















Women's Panamerican Games 2023

21 - 27-Oct-2023
Women

Daily Bulletin No. 8
27 October 2023



Standings

Rk.	Team	Country	Points
1	Ana Patrícia/Duda	BRA 	480
2	Brandie/Melissa	CAN 	432
3	Quiggle/Murphy	USA 	384
4	Gallay/Pereyra	ARG 	336
5	Gutierrez/Flores	MEX 	288
6	Allcca/Gaona	PER 	270
7	Gonzalez/Navas	PUR 	252
8	Rivas Zapata/Chris	CHI 	234
9	Payano/Almanzar	DOM 	216
10	Diana/Margarita G	COL 	204
11	Erika/Michelle	PAR 	192
12	Karelys/Ariana	ECU 	180
13	Williams /Quesada	CRC 	168
14	N. Giron/Alvarado	GUA 	156
15	Bianchi/Acuña	URU 	144
16	Soler/Molina	ESA 	132

No.	Rnd.	Date	Team A	Team B	Ct.	Time
1	PA	21-Oct	Gutierrez/Flores (MEX)	Karelys/Ariana (ECU)	1	17:00
2	PA	21-Oct	Rivas Zapata/Chris (CHI)	Williams /Quesada (CRC)	1	19:00
3	PB	21-Oct	Gallay/Pereyra (ARG)	N. Giron/Alvarado (GUA)	1	12:00
4	PB	21-Oct	Quiggle/Murphy (USA)	Allcca/Gaona (PER)	1	11:00
5	PC	21-Oct	Gonzalez/Navas (PUR)	Diana/Margarita G (COL)	2	17:30
6	PC	21-Oct	Ana Patricia/Duda (BRA)	Soler/Molina (ESA)	2	16:30
7	PD	21-Oct	Erika/Michelle (PAR)	Payano/Almanzar (DOM)	2	11:30
8	PD	21-Oct	Brandie/Melissa (CAN)	Bianchi/Acuña (URU)	2	10:30
9	PA	22-Oct	Rivas Zapata/Chris (CHI)	Karelys/Ariana (ECU)	1	19:00
10	PA	22-Oct	Gutierrez/Flores (MEX)	Williams /Quesada (CRC)	1	17:00
11	PB	22-Oct	Quiggle/Murphy (USA)	N. Giron/Alvarado (GUA)	1	11:00
12	PB	22-Oct	Gallay/Pereyra (ARG)	Allcca/Gaona (PER)	1	12:00
13	PC	22-Oct	Ana Patricia/Duda (BRA)	Diana/Margarita G (COL)	2	16:30
14	PC	22-Oct	Gonzalez/Navas (PUR)	Soler/Molina (ESA)	2	17:30
15	PD	22-Oct	Brandie/Melissa (CAN)	Payano/Almanzar (DOM)	2	10:30
16	PD	22-Oct	Erika/Michelle (PAR)	Bianchi/Acuña (URU)	2	11:30
17	PA	23-Oct	Rivas Zapata/Chris (CHI)	Gutierrez/Flores (MEX)	1	19:00
18	PA	23-Oct	Karelys/Ariana (ECU)	Williams /Quesada (CRC)	1	17:00
19	PB	23-Oct	Quiggle/Murphy (USA)	Gallay/Pereyra (ARG)	1	11:00
20	PB	23-Oct	N. Giron/Alvarado (GUA)	Allcca/Gaona (PER)	1	12:00
21	PC	23-Oct	Ana Patricia/Duda (BRA)	Gonzalez/Navas (PUR)	2	16:30
22	PC	23-Oct	Diana/Margarita G (COL)	Soler/Molina (ESA)	2	17:30
23	PD	23-Oct	Brandie/Melissa (CAN)	Erika/Michelle (PAR)	2	10:30
24	PD	23-Oct	Payano/Almanzar (DOM)	Bianchi/Acuña (URU)	2	11:30
25	R12	24-Oct	Gallay/Pereyra (ARG)	Payano/Almanzar (DOM)	1	11:00
26	R12	24-Oct	Gonzalez/Navas (PUR)	Karelys/Ariana (ECU)	1	12:00
27	R12	24-Oct	Erika/Michelle (PAR)	Allcca/Gaona (PER)	1	17:00
28	R12	24-Oct	Rivas Zapata/Chris (CHI)	Diana/Margarita G (COL)	1	20:00
29	QF	25-Oct	Gutierrez/Flores (MEX)	Gallay/Pereyra (ARG)	1	11:00
30	QF	25-Oct	Brandie/Melissa (CAN)	Gonzalez/Navas (PUR)	1	12:00
31	QF	25-Oct	Ana Patricia/Duda (BRA)	Allcca/Gaona (PER)	1	17:00
32	QF	25-Oct	Quiggle/Murphy (USA)	Rivas Zapata/Chris (CHI)	1	19:00
33	C13/1 6	24-Oct	Bianchi/Acuña (URU)	Williams /Quesada (CRC)	2	10:30
34	C13/1 6	24-Oct	N. Giron/Alvarado (GUA)	Soler/Molina (ESA)	2	11:30
35	C9/12	25-Oct	Payano/Almanzar (DOM)	Karelys/Ariana (ECU)	2	16:30
36	C9/12	25-Oct	Erika/Michelle (PAR)	Diana/Margarita G (COL)	2	17:30
37	C5/8	26-Oct	Gutierrez/Flores (MEX)	Gonzalez/Navas (PUR)	1	11:00
38	C5/8	26-Oct	Allcca/Gaona (PER)	Rivas Zapata/Chris (CHI)	1	12:00
39	SF	26-Oct	Gallay/Pereyra (ARG)	Brandie/Melissa (CAN)	1	17:00
40	SF	26-Oct	Ana Patricia/Duda (BRA)	Quiggle/Murphy (USA)	1	18:00

No.	Rnd.	Date	Team A	Team B	Ct.	Time
41	F15	25-Oct	Bianchi/Acuña (URU)	Soler/Molina (ESA)	2	10:30
42	F13	25-Oct	Williams /Quesada (CRC)	N. Giron/Alvarado (GUA)	2	11:30
43	F11	26-Oct	Karelys/Ariana (ECU)	Erika/Michelle (PAR)	2	10:30
44	F9	26-Oct	Payano/Almanzar (DOM)	Diana/Margarita G (COL)	2	11:30
45	F7	27-Oct	Gonzalez/Navas (PUR)	Rivas Zapata/Chris (CHI)	1	10:00
46	F5	27-Oct	Gutierrez/Flores (MEX)	Allcca/Gaona (PER)	1	11:00
47	F3	27-Oct	Gallay/Pereyra (ARG)	Quiggle/Murphy (USA)	1	16:00
48	F1	27-Oct	Brandie/Melissa (CAN)	Ana Patricia/Duda (BRA)	1	18:00

No.	Rnd.	Ct.	Date	Team A	Team B	Result	Dur.
1	PA	1	21 Oct	Gutierrez/Flores MEX	Karelys/Ariana ECU	2-0 (21-19, 21-17)	0:39
2	PA	1	21 Oct	Rivas Zapata/Chris CHI	Williams /Quesada CRC	2-0 (21-12, 21-9)	0:37
3	PB	1	21 Oct	Gallay/Pereyra ARG	N. Giron/Alvarado GUA	2-0 (21-11, 21-6)	0:26
4	PB	1	21 Oct	Quiggle/Murphy USA	Allcca/Gaona PER	2-0 (21-13, 21-18)	0:39
5	PC	2	21 Oct	Gonzalez/Navas PUR	Diana/Margarita G COL	2-0 (21-15, 21-10)	0:34
6	PC	2	21 Oct	Ana Patricia/Duda BRA	Soler/Molina ESA	2-0 (21-9, 21-6)	0:22
7	PD	2	21 Oct	Erika/Michelle PAR	Payano/Almanzar DOM	2-0 (22-20, 21-16)	0:36
8	PD	2	21 Oct	Brandie/Melissa CAN	Bianchi/Acuña URU	2-0 (21-11, 21-6)	0:31
9	PA	1	22 Oct	Rivas Zapata/Chris CHI	Karelys/Ariana ECU	2-1 (21-17, 16-21, 18-16)	1:02
10	PA	1	22 Oct	Gutierrez/Flores MEX	Williams /Quesada CRC	2-0 (21-12, 21-9)	0:29
11	PB	1	22 Oct	Quiggle/Murphy USA	N. Giron/Alvarado GUA	2-0 (21-13, 21-11)	0:28
12	PB	1	22 Oct	Gallay/Pereyra ARG	Allcca/Gaona PER	2-0 (21-16, 21-15)	0:38
13	PC	2	22 Oct	Ana Patricia/Duda BRA	Diana/Margarita G COL	2-0 (21-13, 21-10)	0:28
14	PC	2	22 Oct	Gonzalez/Navas PUR	Soler/Molina ESA	2-0 (21-16, 21-11)	0:30
15	PD	2	22 Oct	Brandie/Melissa CAN	Payano/Almanzar DOM	2-0 (21-11, 21-11)	0:32
16	PD	2	22 Oct	Erika/Michelle PAR	Bianchi/Acuña URU	2-0 (21-8, 21-15)	0:36
17	PA	1	23 Oct	Rivas Zapata/Chris CHI	Gutierrez/Flores MEX	0-2 (14-21, 15-21)	0:34
18	PA	1	23 Oct	Karelys/Ariana ECU	Williams /Quesada CRC	2-0 (21-15, 21-18)	0:39
19	PB	1	23 Oct	Quiggle/Murphy USA	Gallay/Pereyra ARG	2-0 (24-22, 21-17)	0:40
20	PB	1	23 Oct	N. Giron/Alvarado GUA	Allcca/Gaona PER	0-2 (20-22, 10-21)	0:36
21	PC	2	23 Oct	Ana Patricia/Duda BRA	Gonzalez/Navas PUR	2-0 (21-15, 21-11)	0:28
22	PC	2	23 Oct	Diana/Margarita G COL	Soler/Molina ESA	2-0 (21-13, 21-10)	0:31
23	PD	2	23 Oct	Brandie/Melissa CAN	Erika/Michelle PAR	2-0 (21-13, 21-8)	0:34
24	PD	2	23 Oct	Payano/Almanzar DOM	Bianchi/Acuña URU	2-0 (32-30, 21-19)	0:47
25	R12	1	24 Oct	Gallay/Pereyra ARG	Payano/Almanzar DOM	2-0 (21-18, 21-15)	0:40
26	R12	1	24 Oct	Gonzalez/Navas PUR	Karelys/Ariana ECU	2-0 (21-17, 21-14)	0:37
27	R12	1	24 Oct	Erika/Michelle PAR	Allcca/Gaona PER	0-2 (19-21, 19-21)	0:43
28	R12	1	24 Oct	Rivas Zapata/Chris CHI	Diana/Margarita G COL	2-0 (21-18, 21-16)	0:48
29	QF	1	25 Oct	Gutierrez/Flores MEX	Gallay/Pereyra ARG	0-2 (16-21, 17-21)	0:42
30	QF	1	25 Oct	Brandie/Melissa CAN	Gonzalez/Navas PUR	2-0 (21-11, 21-14)	0:35
31	QF	1	25 Oct	Ana Patricia/Duda BRA	Allcca/Gaona PER	2-0 (21-12, 21-9)	0:28
32	QF	1	25 Oct	Quiggle/Murphy USA	Rivas Zapata/Chris CHI	2-0 (21-18, 21-16)	0:40
33	C13/16	2	24 Oct	Bianchi/Acuña URU	Williams /Quesada CRC	1-2 (21-17, 16-21, 8-15)	0:49
34	C13/16	2	24 Oct	N. Giron/Alvarado GUA	Soler/Molina ESA	2-1 (21-16, 11-21, 15-12)	0:48
35	C9/12	2	25 Oct	Payano/Almanzar DOM	Karelys/Ariana ECU	2-0 (21-17, 21-14)	0:35
36	C9/12	2	25 Oct	Erika/Michelle PAR	Diana/Margarita G COL	1-2 (21-16, 19-21, 12-15)	0:51
37	C5/8	1	26 Oct	Gutierrez/Flores MEX	Gonzalez/Navas PUR	2-1 (17-21, 21-12, 15-11)	0:47
38	C5/8	1	26 Oct	Allcca/Gaona PER	Rivas Zapata/Chris CHI	2-0 (21-18, 22-20)	0:53



No.	Rnd.	Ct.	Date	Team A	Team B	Result	Dur.
39	SF	1	26 Oct	Gallay/Pereyra ARG	Brandie/Melissa CAN	0-2 (15-21, 15-21)	0:38
40	SF	1	26 Oct	Ana Patricia/Duda BRA	Quiggle/Murphy USA	2-0 (21-11, 21-18)	0:35
41	F15	2	25 Oct	Bianchi/Acuña URU	Soler/Molina ESA	2-0 (21-19, 21-14)	0:38
42	F13	2	25 Oct	Williams /Quesada CRC	N. Giron/Alvarado GUA	2-1 (21-18, 15-21, 15-8)	0:49
43	F11	2	26 Oct	Karelys/Ariana ECU	Erika/Michelle PAR	0-2 (17-21, 20-22)	0:39
44	F9	2	26 Oct	Payano/Almanzar DOM	Diana/Margarita G COL	2-0 (21-13, 21-13)	0:35
45	F7	1	27 Oct	Gonzalez/Navas PUR	Rivas Zapata/Chris CHI	2-1 (21-19, 18-21, 15-9)	0:58
46	F5	1	27 Oct	Gutierrez/Flores MEX	Allcca/Gaona PER	2-0 (21-9, 21-18)	0:35
47	F3	1	27 Oct	Gallay/Pereyra ARG	Quiggle/Murphy USA	0-2 (18-21, 10-21)	0:38
48	F1	1	27 Oct	Brandie/Melissa CAN	Ana Patricia/Duda BRA	0-2 (20-22, 18-21)	0:41

Pool A

Rank	Team		Match points	Matches		Sets			Points		
				Won	Lost	Won	Lost	Ratio	Won	Lost	Ratio
1	Gutierrez/Flores [8]	MEX	6	3	0	6	0	MAX	126	86	1.4651
2	Rivas Zapata/Chris [1]	CHI	5	2	1	4	3	1.333	126	117	1.0769
3	Karelys/Ariana [9]	ECU	4	1	2	3	4	0.750	132	130	1.0154
4	Williams /Quesada [16]	CRC	3	0	3	0	6	0.000	75	126	0.5952

Pool B

Rank	Team		Match points	Matches		Sets			Points		
				Won	Lost	Won	Lost	Ratio	Won	Lost	Ratio
1	Quiggle/Murphy [2]	USA	6	3	0	6	0	MAX	129	94	1.3723
2	Gallay/Pereyra [7]	ARG	5	2	1	4	2	2.000	123	93	1.3226
3	Allcca/Gaona [15]	PER	4	1	2	2	4	0.500	105	114	0.9211
4	N. Giron/Alvarado [10]	GUA	3	0	3	0	6	0.000	71	127	0.5591

Pool C

Rank	Team		Match points	Matches		Sets			Points		
				Won	Lost	Won	Lost	Ratio	Won	Lost	Ratio
1	Ana Patricia/Duda [3]	BRA	6	3	0	6	0	MAX	126	64	1.9688
2	Gonzalez/Navas [6]	PUR	5	2	1	4	2	2.000	110	94	1.1702
3	Diana/Margarita G [11]	COL	4	1	2	2	4	0.500	90	107	0.8411
4	Soler/Molina [14]	ESA	3	0	3	0	6	0.000	65	126	0.5159

Pool D

Rank	Team		Match points	Matches		Sets			Points		
				Won	Lost	Won	Lost	Ratio	Won	Lost	Ratio
1	Brandie/Melissa [4]	CAN	6	3	0	6	0	MAX	126	60	2.1000
2	Erika/Michelle [5]	PAR	5	2	1	4	2	2.000	106	101	1.0495
3	Payano/Almanzar [12]	DOM	4	1	2	2	4	0.500	111	134	0.8284
4	Bianchi/Acuña [13]	URU	3	0	3	0	6	0.000	89	137	0.6496

Main draw (16 teams)

Pos.	Type	No.	Player 1	Entry pts.	Tech pts.	No.	Player 2	Entry pts.	Tech pts.	Federation	Total entry	Total tech.
1		134715	Rivas Zapata	762	1328	135093	Chris	762	1664	CHI	1524	2992
2		157794	●● Quiggle	450	860	140553	●● Murphy	450	860	USA	900	1720
3		147073	Ana Patrícia	1800	5210	139087	Duda	1800	5210	BRA	3600	10420
4		141868	Brandie	1380	3320	124979	Melissa	1380	3020	CAN	2760	6340
5		145418	Erika	674	1996	141366	Michelle	674	2012	PAR	1348	4008
6		158155	Gonzalez	780	1620	161681	Navas	780	1620	PUR	1560	3240
7		120037	Gallay	500	1520	166926	Pereyra	490	1816	ARG	990	3336
8		163423	Gutierrez	502	2016	184727	Flores	502	1920	MEX	1004	3936
9		168772	●● Karelys	486	1082	134537	●● Ariana	486	946	ECU	972	2028
10		139960	●● N. Giron	491	1007	147196	●● Alvarado	72	72	GUA	563	1079
11		155110	●● Diana	434	878	140399	●● Margarita G	480	564	COL	914	1442
12		165255	●●● Payano	412	484	117121	●●●● Almanzar	628	1004	DOM	1040	1488
13		171225	●● Bianchi	398	980	202270	●● Acuña	228	298	URU	626	1278
14		103869	●● Soler	452	908	117595	●● Molina	294	438	ESA	746	1346
15		155858	● Allcca	514	1402	155859	● Gaona	514	1402	PER	1028	2804
16		157015	● Williams	504	672	182821	● Quesada	504	868	CRC	1008	1540

● Signed agreement not received. ● Medical certificate not received. ● Online Anti-doping Educational Programme not completed (Play Clean). ● Online Competition Manipulation Course not completed.

Santiago 2023 Pan American Games Beach Volleyball Playoff Bracket

WOMEN BRACKET

