



FIVBTM

FÉDÉRATION INTERNATIONALE
DE VOLLEYBALL

2023 FINANCIAL REPORT



NORCECA VOLLEYBALL
CONFEDERATION

FINANCIAL REPORT 2023

NORCECA VOLLEYBALL CONFEDERATION

Statement of Financial Position

As of December 31ST, 2023

Value in RD\$

Assets

Cash (note 3):		57,319,129.58
Accounts Receivable:		
Accounts Receivable (note 4):	21,161,912.58	
Accounts Receivable Provisions:	<u>(2,668,006.13)</u>	
Total Accounts Receivable, net		18,493,906.45
Office Furniture and Equipment, net (note 6)		436,975.79
Sport Equipment Inventories, net (note 9)	109,986,654.03	
Sport Equipment Provisions	<u>(19,991,188.35)</u>	89,995,465.68
		<u><u>166,245,477.50</u></u>

Liabilities and Net Assets

Account Payable (note 5)	30,152,630.00	
Documents Payable (note 5)	164,592.86	
Deferred Income	<u>956,479.29</u>	
Total Liabilities		31,273,702.14
Excess of Income from Previous Year	68,937,271.16	
Increase in Unrestricted Net Assets at the end of the Year	<u>66,034,504.20</u>	134,971,775.36
		<u><u>166,245,477.50</u></u>

Note:

Annexed the Financial Statement Notes

NORCECA VOLLEYBALL CONFEDERATION

Statement of Activities

As of December 31ST, 2023

Values in RD\$

Income:

National Federation Affiliation Fees	(Note 7a)	1,120,464.88
Competitions, Activities and Events	(Note 7b)	106,798,577.60
Publicity and Marketing Righ	(Note 7c)	81,809,000.01
Bank Interests	(Note 7d)	195,803.91
Antidoping Test Fee Income	(Note 7e)	3,791,127.78
International Transfer Certificates Income	(Note 7f)	14,909,935.00
Income from Sport Equipment	(Note 7g)	3,716,732.40
Other Income	(Note 7h)	4,189,585.92
Total Income		216,531,227.50

Operational Expenses:

Salaries	5,543,430.00
Christmas Bonuses (by law)	741,252.50
Notice and Unemployment Fee (by law)	1,354,740.93
Vacations (by law)	290,645.88
Attention Employeees and Bonuses	718,598.20
Employees Capacitation	49,450.00
Social Security (by law)	828,454.76
Legal Fee	360,000.00
President's Stipend	2,881,000.00
Office Supply	200,073.52
Telecommunications Services	496,352.99
Representation and Public Relations	1,539,217.41
Postage	86,560.20
Newspaper and Magazines Subscriptions	20,250.00
External Audit Services	515,291.31
Rental Accounting and Consulting System	69,531.62
Christmas Attention	312,667.69
Building Maintenance	116,622.00
Office Equipment Maintenance	180,000.00
Electric Repair	24,313.80
Emergency Generator Repair	30,175.78
Computer Depreciation	144,053.53
Office Furniture and Equipment Depreciation	29,317.65
Office Furniture and Equipment Insurance	42,800.80
Awards and Incentives	578,300.00
Apartment Rental for Foreing Instructor	315,291.94
Data Volley and Data Video	255,208.00
Transportation, Gasoline and Oil	687,933.84
Accommodation and Meals	935,431.70
Per diem	3,219,388.00
Sport Equipment	22,837,687.09
Sport Equipment Warehouse Rental	6,270,000.00
National Teams Training Camps	213,226.39

Framed and Laminated	49,521.00	
Website	661,274.92	
Air Tickets	1,647,954.51	
Cleaning Material	3,913.00	
Antidoping Test	2,174,115.43	
Internet Expenses	59,465.63	
Prints, Photocopies and Bookbindings	54,990.00	
Sponsorship	300,000.00	
Publicity Expenses	199,138.88	
Visa, Passports and Legalization Documents	2,850.00	
Medical Assistance and Medicines	1,623,085.68	
Donations	90,408.47	
Honoraries	568,028.50	
CECA FIVB Meeting	103,144.26	
Assemblies and Congress	2,622,147.02	
Meetings of Works and Commissions	523,400.53	
FIVB Regional Volleyball Development Centre, Santo Domingo, Dominican Republic	983,893.09	
NCVA Economic Assistance	16,185,341.94	
AFECAVOL Economic Assistance	24,897,388.75	
CAZOVA Economic Assistance	10,661,853.12	
ECVA Economic Assistance	11,316,729.17	
Norceca Beach Volleyball Continental Tour	1,850,627.30	
U23 Norceca Beach Volleyball Tournament, Punta Cana	1,396,373.13	
World Qualification Beach Volleyball Tournament	1,337,272.37	
U23 Norceca Beach Volleyball Tournament, Juan Dolio	1,451,372.32	
Final of the Tour Norceca Beach Volleyball	2,055,580.34	
XX Women's Pan American Cup	61,151.73	
XVI Men's Pan American Cup	1,712,611.40	
U19 Women's Pan American Cup	76,920.09	
U23 Women's Pan American Cup	1,260,224.37	
U23 Men's Pan American Cup	1,196,465.11	
U21 Women's Pan American Cup	1,145,761.74	
Norceca's Women's Continental Championship	312,036.09	
Norceca's Men's Continental Championship	122,985.30	
Final Four Women's Qualification Tournament	109,836.22	
Final Four Men's Qualification Tournament	72,455.59	
Norceca Women's Final Six Pan American Cup	819,158.36	
Norceca Men's Final Six Pan American Cup	151,840.76	
XXIV Central American and Caribbean Games	444,142.15	
XIX Pan American Games 2023	434,393.99	
U17 Women's Norceca Continental Championship	267,729.55	
U17 Men's Norceca Continental Championship	1,161,352.30	
Bank Charges	1,199,506.82	
Credit Line Interest	924,871.68	
Other Expenses	28,480.28	
Total Operating Expenses		146,209,060.42
Sub-total		70,322,167.08
Sports Equipment Provisions	(NIC2,NIC37)	4,287,662.88
Increase in Unrestricted Net Assets		66,034,504.20

NOTES AND ACCOUNTING POLICIES
FINANCIAL REPORT 2023

NOTE 1. Organización

The North, Central American and Caribbean Volleyball Confederation, NORCECA, is a non-profit-non-governmental Continental Multinational Sport Organization, founded on August 14, 1966 in the city of San Juan, Puerto Rico and consist of 41 national federations and affiliate regional members, affiliated to the Federation Internationale de Volleyball, FIVB founded on April 20, 1947, in Paris, France. The FIVB consist of 222 affiliated nacional federations, grouped in 5 continental confederations, whose mission is the management and world guide of Volleyball and Beach Volleyball in their countries and territories. The FIVB headquarters is located in the city of Lausanne, Switzerland.

The FIVB has gruoped its affiliated National Federations into 5 Confederations, taking into consideration their geographical locations:

- *African Confederation
- *Asian Confederation
- *European Confederation
- *North, Central American and Caribbean Confederation
- *South American Confederation

Norceca objetive is the management, organization, representation, regulation, control and evaluation of all volleyball and beach volleyball activities in the North, Central American and Caribbean Regions, to sopport and facilitate the development of its affiliated National Federations, guaranteeing that the FIVB Constitution, Administrative, Financial, Sport, General and Disciplinaty Regulations ar met.

The FIVB Board of Administration must approve the Constitution, Regulation and decisions of the NORCECA Volleyball Confederation as a representative body of the FIVB. Also, NORCECA, must guarantee full commitment to the general principles and guidelines of the FIVB. NORCECA was recognized as a Continental Confederation by the FIVB in 1968. The new elected authorities of NORCECA were transferred to the Dominican Republic on November 1, 2001, during the XVI NORCECA Congress, being reelected during the XVIII NORCECA Congress held in 2005, the XXI NORCECA Congress held in 2011, the XXII NORCECA Congress held in 2015 and reelected during the XXV NORCECA Virtual Congress held in 2020. Mr. Cristobal Marte Hoffiz, President, represents NORCECA.

NORCECA Income comes from the competitions, events, activities, publicity, marketing righth and National Federation affiliation fees. As of December 31, 2023 a total of 41 National Federations and regional members are affiliated to the NORCECA Volleyball Confederation, The NORCECA Headquarters are located at Av. Maximo Gomez, Esquina 27 de febrero, Volleyball Pavilion, Juan Pablo Duarte Olympic Center in the city of Santo Domingo, Dominican Republic.

NOTE 2. Accounting Policies

2.1 Income

NORCECA accounting policies recognize its income using the accrual method

2.2 Foreign Currencies

Transactions in foreign currencies are converted into the local currency of Dominican pesos (RD), according to the current exchange rate at the time of transaction, profits and losses resulting from the transaction of foreign currencies are included in the Profit and loss Statements.

As of December 31, 2023 the current exchange rate for USD\$ dollar used by NORCECA Confederation was RD\$57.83 per USD\$1.00 and the exchange rate for the Swiss Franc was RD\$62.19 per CHF1.00

2.3 Furniture and Equipment

Furniture and Equipment are registered at the acquisition cost.

The depreciation is calculated using the straight-line method at an rate of 25% and an 15% annual.

NOTE 3. Cash and Bank Balance

The North, Central American and Caribbean Volleyball Confederation perform its operations through three current bank accounts, registered under the name of NORCECA with the signatures of Lic. Cristobal Marte Hoffiz, President; Lic. Olga Rivas; Financial Manager; Lic. Arateide Caceres; General Manager, in Banco Multiple BHD/Leon, S.A, Banco de Reservas de la Republica Dominicana and Banco BDI, S.A in the Dominican Republic.

Petty Cash		10,000.00
Banco BHD León		4,184,289.86
Banco de Reservas		
Balance in Pesos RD\$	2,684,386.61	
(US\$300.00 at an exchange of RD\$57.83)	<u>17,349.00</u>	2,701,735.61
Banco BDI, S.A		
(US\$8,468.06 at an exchange of RD\$57.83)	489,707.91	
(US\$863,451.43 at an exchange of RD\$57.83)	<u>49,933,396.20</u>	50,423,104.11
		<u>57,319,129.58</u>

NOTE 4**Accounts Receivable**

Accounts Receivable as of December 31st, 2023, are the following:

Accounts Receivable from Affiliated:**National Federations Accounts Receivable**

Federación Mexicana de Voleibol (USD\$3,920.00 at an exchange rate of RD\$57.83)	226,693.60
Trinidad & Tobago Volleyball Federation (USD\$4,712.08 at an exchange rate of RD\$57.83)	272,499.59
Federación Nacional de Voleibol de Guatemala (USD\$22,592.44 at an exchange rate of RD\$57.83)	1,306,520.81
Jamaica Volleyball Association (USD\$3,524.59 at an exchange rate of RD\$57.83)	203,827.04
Canada Volleyball Association (USD\$5,500.00 at an exchange rate of RD\$57.83)	318,065.00
Federacion Nicaraguense de Voleibol (USD\$1,500.00 at an exchange rate of RD\$57.83)	86,745.00

Total Accounts Receivable from Affiliated NF:**2,414,351.04****Other Accounts Receivable:**

Federación Peruana de Voleibol (USD\$20,738.30 at an exchange rate of RD\$57.83)	1,199,295.89
Federación Argentina de Voleibol (USD\$36.00 at an exchange rate of RD\$57.83)	2,081.88
Federación Dominicana de Voleibol (Air Conditioning Repair of the Volleyball Palace Prof. Ricardo Arias)	2,494,135.46
*Sport Equipment Annual Asignation 2023 (USD\$241,574.00 at an exchange rate of RD\$57.83)	13,970,224.42

Fred Imbert

Air Tickets USD\$4,566.00 at an exchange rate of RD\$57.83	264,051.78
--	------------

Banco BDI

USD\$11,000.00 at an exchange rate of RD\$57.83	636,130.00
---	------------

Carlixto Mejías Alcántara

-Loans	13,000.00
--------	-----------

Milagros Cabral

(Air Tickets USD\$2,916.17 at an exchange rate of RD\$57.83)	168,642.11
--	------------

Total Other Accounts Receivable**18,747,561.54****Total Accounts Receivable****21,161,912.58**

Accounts Receivable Provision:

-Accounts Receivable Provision (Jamaica Volleyball USD\$2,804.59 at an exchange of RD\$57.83)	(162,189.44)	
-Accounts Receivable Provision Federación Nacional de Voleibol de Guatemala (USD\$22,592.44 at exchange rate of RD\$57.83)	(1,306,520.81)	
-Accounts Receivable Provision Federación Peruana de Voleibol (USD\$20,738.30 at an exchange of RD\$57.83)	(1,199,295.88)	
	<u>(1,199,295.88)</u>	
Total Accounts Receivable Provision:		<u>(2,668,006.13)</u>
Net, Total Accounts Receivable		<u><u>18,493,906.45</u></u>

NOTE 5**Accounts Payable**

Accounts Payable as of December 31st, 2023, are detailed as follows:

Accounts Payable Affiliates and Directors:**Federación Mexicana de Voleibol**

- Payment 50% Registration fee 1st Stage of XI 2017 Norceca Beach Volleyball, Held in La Paz Baja California Sur, Mexico (USD\$1,700.00 at an exchange rate of RD\$57.83)	98,311.00	
- Payment 50% Registration Fee 1st Stage of XI 2017 Norceca Beach Volleyball 2019, Held in Aguascalientes, Mexico (USD\$2,800.00 at an exchange rate of RD\$57.83)	161,924.00	260,235.00
	<u>161,924.00</u>	

Caribbean Zonal Volleyball (CAZOVA)

Congress Assistace CAZOVA 2023 USD\$11,244.22 at an exchange rate of RD\$57.83)		650,253.24
---	--	------------

Eastean Caribbean Volleyball Association

*Balance in favor of 2019 (USD\$145.00 at an exchange rate of RD\$57.83)

8,385.35

*Economical Assistance (USD\$5,000.00 at an exchange rate of RD\$57.83)

289,150.00

297,535.35

British Virgin Islands Amateur Volleyball Association

Transportation, Accommodattion and meals Prof. Moutinho de Carvalho (USD\$1,000.00 at an exchange rate of RD\$57.83)

57,830.00

Barbados Volleyball Federation

- Devolution payment of the 50% per diem for referee in the U-21 NORCECA Continental Championship in El Salvador (USD\$450.00 at an exchange rate of RD\$57.83)

26,023.50

Ligue Guadeloupenne de Volleyball

- Registration Fee, Teams participating in the 2nd Round World Championship Qualification Tournament, Group N Men 2013 and Credit Account (USD\$3,000.00 at an exchange rate of RD\$57.83)

*- Balance Account (USD\$11.00 at an exchange rate of RD\$57.83)

174,126.13

Canada Volleyball Association

- % Registration fee at the 7th Stage Beach Volleyball Continental Tour NORCECA 2016, and Prize Money For the Champion of 2016 Beach Volleyball Women's Continental Tour, (USD\$779.00 at an exchange rate of RD\$57.83)

45,049.57

Bonaire Volleyball Association

- Balance % Registration fee at the 7th Stage Beach Volleyball Continental Tour Norceca 2019 (USD\$200.00 at an exchange rate of RD\$57.83)

11,566.00

Federacion Costarricense de Voleibol

-Air Tickets fot the participation in the 5th Stage of Beach Volleyball Continental tour 2023, (USD\$2,731.68 at an exchange rate of RD\$57.83)

157,973.05

Federacion Salvadoreña de Voleibol

-Air Tickets for the participation in the Final Tour Norceca Beach Volleyball 2023, (USD\$1,439.09 at exchange rate of RD\$57.83)

83,222.57

Cayman Island Voleiboll Federation

Registration fee for the team participating in the 2019 Norceca Circuit beach (USD\$300.00 at an exchange rate of RD\$57.83)

17,349.00

*-Air Tickets for the participation in the Final Tour Norceca Beach Volleyball 2023, (USD\$1,400.00 at an exchange rate of RD\$57.83)

80,962.00

Federacion Nacional de Guatemala

Air Tickets for the participation in the Final Tour Norceca Beach Volleyball 2023, (USD\$2,800.00 at an exchange rate of RD\$57.83)

161,924.00

Federacion Nicaragurese de Voleibol

Air Tickets for the participation in the Final Tour Norceca Beach Volleyball 2023, (USD\$2,800.00 at an exchange rate of RD\$57.83)

161,924.00

St. Lucia Volleyball Association

*Transportation, Accommodattion and meals Prof. Augusto Sabbatini (Proportioned of 11 days from 2023, USD\$354.86 at an exchange rate of RD\$57.83)

20,521.55

Aruba Volleyball

Balance Account (USD\$295.20 at an exchange rate of RD\$57.83)

17,071.42

Virgin Sland Volleyball

Air Tickets for the participation in the Final Tour Norceca Beach Volleyball 2023 (USD\$1,349.56 at an exchange rate of RD\$57.83)

78,045.05

Bahama Volleyball

Transportation, Accommodattion and meals Prof. Augusto Sabbatini (USD\$3,000.00 at an exchange rate of RD\$57.83)

173,490.00

St. Kitts Amateur Volleyball Association

*Air Ticket for the participation in the Tour Norceca U23 Beach Volleyball (USD\$1,400.00 at an exchange rate of RD\$57.83)

80,962.00

*Transportation, Accommodattion and meals Prof. Richard Swan (USD\$2,000.0.00 at an exchange rate of RD\$57.83)

115,660.00

196,622.00

Bermuda Volleyball Association

Air Ticket for the participation in the Tour Norceca U23 Beach Volleyball (USD\$1,400.00 at an exchange rate of RD\$57.83)

80,962.00

Anguilla Amateur Volleyball Federation

Air Ticket for the participation in the Tour Norceca U23 Beach Volleyball, (USD\$2,800.00 at an exchange rate of RD\$57.83)

161,924.00

St. Vincent & Grenadine Volleyball Association

Air Ticket for the participation in the Tour Norceca U23 Beach Volleyball, (USD\$2,800.00 at an exchange rate of RD\$57.83)

161,924.00

Surinaamse Volleyball Asociation

Balance Account, (USD\$909.80 at an exchange rate of RD\$57.83) 52,613.73

Federación Dominicana de Voleibol

-Trilogy Dominicana, Pan American Volleyball Cup Sponsorship 189,304.00

USA Volleyball

Award as Champion of the Norceca Beach Volleyball Continental Tour 2023 USD\$10,000.00 at an exchange rate of RD\$57.83 578,300.00

Federación Cubana de Voleibol

(USD\$54,775.00 at an exchange rate of RD\$57.83) 3,167,638.25

Total Accounts Payable Affiliated and Officials: 7,064,389.42

Accounts Payable to Suppliers and Others:

Pan American Senior Volleyball Women's Final Six Cup 3,373,414.05

Sport Promotion & T.V.

Publicity and Transmition U17 Norceca Men's Continental Championship (USD\$20,000.00 at an exchange rate of RD\$57.83) 1,156,600.00

Ernest Young

External Audit Service 2023 (USD\$8,000.00 at an exchange rate of RD\$57.83) 462,640.00

Fred Imbert

Air Tickets Federations (USD\$300,838.99 at an exchange rate of RD\$57.83) 17,397,518.79

TAX (ITBIS), PBA 1,801.44

BDI Credit Card in RDS 173,399.90

BDI Credit Card in USD\$

(USD\$796.12 at an exchange rate of RD\$57.83) 46,039.62

American Express Credit Card

(USD\$6,736.74 at an exchange rate of RD\$57.83) 389,585.67

Altice

Telecommunications Services 745.60

Jose Miguel Aramboles	5,242.00	
Yenifer Estevez		
Translation Service of the Norceca's Executive Committee and Board of Administration Meeting	69,687.50	
Others Accounts Payable		
(USD\$200.00 at an exchange rate of RD\$57.83)	<u>11,566.00</u>	
Total Accounts Payable to Suppliers and Others:		23,088,240.57
Deferred Income		
Errea year 2024 Homologation (USD\$7,489.50 at an exchange rate of RD\$57.83)	433,117.79	
Puma year 2024 Homologation (USD\$8,750.00 at an exchange rate of RD\$57.83)	506,012.50	
Bonaire Volleyball Association		
Affiliation of 2024,2025 (USD\$300.00 at an exchange rate of RD\$57.83)	<u>17,349.00</u>	956,479.29
Provision for Vacations		164,592.86
Total Accounts Payable		31,273,702.14

NOTE.6 Property Plant and Equipment

NORCECA headquarters are located at the National Volleyball Pavilion Training Center of the Juan Pablo Duarte Olympic Center, in the city of Santo Domingo, Dominican Republic. Its office furniture and equipment are registered according to their acquisition cost. Maintenance and Repairs that do not exceed their use are charged to current expenses. The depreciation is accumulated bases upon the straight line method.

EQUIPMENT	VALUE	ACUMM. DEP.	RESIDUAL VALUE
Building	0	0	0
Office Furniture and Equipment	3,502,557.34	3,325,945.50	176,611.84
Other Assets	815,329.80	815,329.80	0.00
Emergency Generator	1,344,881.10	1,344,881.10	0.00
Computer	698,381.99	438,018.04	260,363.95
Totales	6,361,150.23	5,924,174.44	436,975.79

NOTE. 7 Income

The North, Central American and Caribbean Volleyball Confederation, NORCECA, is a non-profit, non-governmental institution affiliated to the Federation Internationale de Volleyball, FIVB. NORCECA's Income comes from the Federation Internationale de Volleyball, FIVB annual contribution, competitions, events, activities, publicity, marketing rights, National Federation Affiliated fee, as well as, the registration fee from participating teams in different tournaments and championships hosting fee, souvenirs and promotional merchandise sales as follows:

7A) Affiliation Fee

(USD\$19,772.00 at an exchange rate of RD\$56.669274)

1,120,464.88**7B) Events and Activities****B-1) 1st Stage of the Norceca Beach Volleyball****Held in Aguascalientes, Mexico****-Entry Fee of participating teams:**

	USDS	Exchange	RDS
Canada Volleyball Association	1,200.00	54.39	65,268.00
USA Volleyball	1,200.00	54.39	65,268.00
Federacion Costarrisence de Voleibol	600.00	54.39	32,634.00
Federacion Nacional de Guatemala	600.00	54.39	32,634.00
Cayman Island Volleyball Federation	600.00	54.39	32,634.00
Federacion Salvadoreña de Voleibol	600.00	54.39	32,634.00
Virgin Islands Volleyball Federation	600.00	54.39	32,634.00
Bahama Volleyball Federation	300.00	54.36	16,307.00
Trinidad & Tobago Volleyball Federation	300.00	54.39	16,317.00
St. Kitts Amateur Volleyball Association	300.00	54.39	16,317.00
Federacion Nicaraguense de Voleibol	300.00	54.39	16,317.00
Hosting Fee	3,000.00	54.46	163,380.00
	9,600.00		522,344.00

B-1) 2nd Stage Beach Volleyball Continental Tour**Held in Varadero, Cuba****-Entry Fee of participating teams:**

	USDS	Exchange	RDS
Canada Volleyball Association	900.00	54.41	48,969.00
Federacion Costarrisence de Voleibol	600.00	54.41	32,646.00
Federacion Dominicana de Voleibol	600.00	54.41	32,646.00
Federacion Salvadoreña de Voleibol	600.00	54.41	32,646.00
Federacion Nacional de Guatemala	600.00	54.41	32,646.00
Jamaica Volleyball Association	300.00	54.41	16,323.00
Virgin Islands Volleyball Federation	600.00	54.41	32,646.00
Federacion Mexicana de Voleibol	600.00	54.41	32,646.00
Federacion Nicaraguense de Voleibol	600.00	54.41	32,646.00
Federacion Puertorriqueña de Voleibol	600.00	54.41	32,646.00
St. Kitts Amateur Volleyball Association	300.00	54.41	16,323.00
Trinidad & Tobago Volleyball Federation	300.00	54.41	16,323.00
USA Volleyball	900.00	54.41	48,969.00
St. Vincent and the Grenadine Volleyball Association	600.00	54.41	32,646.00
Antigua & Barbudas Amateur Volleyball Association	300.00	54.41	16,323.00
Hosting Fee	3,000.00	54.41	163,230.00
	11,400.00		620,274.00

**B-3) 3rd Stage Beach Volleyball Continental Tour
Held in Cayman Island**

-Entry Fee of participating teams:	USDS	Exchange	RDS
Antigua & Barbudas Amateur Volleyball Association	300.00	54.36	16,308.00
Bermudas Volleyball Association	600.00	54.36	32,616.00
Canada Volleyball Association	1,200.00	54.36	65,232.00
Federacion Costarrisence de Voleibol	600.00	54.39	32,634.00
Anguilla Amateur Volleyball Federation	300.00	54.47	16,341.00
Federacion Cubana de Voleibol	300.00	54.45	16,335.00
Federacion Dominicana de Voleibol	300.00	54.47	16,340.00
Federacion Salvadoreña de Voleibol	600.00	54.46	32,676.00
Dominica Amateur Volleyball Association	300.00	54.46	16,338.00
Federacion Nacional de Guatemala	600.00	54.46	32,676.00
Jamaica Volleyball Association	300.00	54.46	16,338.00
Federation Haitienne de Volleyball	300.00	54.46	16,338.00
Federacion Mexicana de Voleibol	1,200.00	54.46	65,352.00
Federacion Nicaraguense de Voleibol	600.00	54.46	32,676.00
Federacion Puertorriqueña de Voleibol	300.00	54.46	16,338.00
St. Lucia Amateur Volleyball Association	300.00	54.46	16,338.00
St. Kitts Amateur Volleyball Association	300.00	54.46	16,338.00
Trinidad & Tobago Volleyball Federation	300.00	54.46	16,338.00
USA Volleyball	900.00	54.46	49,014.00
Virgin Islands Volleyball Federation	600.00	54.46	32,676.00
Bahama Volleyball Federation	300.00	54.46	16,338.00
Hosting Fee	3,000.00	54.46	163,380.00
	13,500.00		734,960.00

**B-4)U23 Norceca Beach Volleyball Tournament
Held in Punta Cana, Dominican Republic**

-Entry Fee of participating teams:	USDS	Exchange	RDS
Canada Volleyball Association	900.00	54.78	49,302.00
Federacion Costarrisence de Voleibol	900.00	54.78	49,302.00
Federacion Nacional de Guatemala	600.00	54.78	32,868.00
Antigua & Barbudas Amateur Volleyball Association	600.00	54.78	32,868.00
Cayman Island Volleyball	600.00	54.78	32,868.00
Federacion Salvadoreña de Voleibol	600.00	54.78	32,868.00
Federacion Nicaraguense de Voleibol	600.00	54.78	32,868.00
Federacion Puertorriqueña de Voleibol	300.00	54.78	16,434.00
Federacion Cubana de Voleibol	300.00	54.78	16,434.00
Virgin Islands Volleyball Federation	300.00	54.78	16,434.00
St. Kitts Amateur Volleyball Association	300.00	54.71	16,414.00
	6,000.00		328,660.00

**B-5) 4th Stage Beach Volleyball Continental Tour
Held in Punta Cana, Dominican Republic**

-Entry Fee of participating teams:

	USDS	Exchange	RDS
Canada Volleyball Association	1,200.00	56.674	68,008.80
Federacion Salvadoreña de Voleibol	300.00	56.674	17,002.20
Grenada National Volleyball Association	600.00	56.674	34,004.40
Federacion Nacional de Guatemala	600.00	56.674	34,004.40
Virgin Islands Volleyball Federation	600.00	56.674	34,004.40
Federacion Mexicana de Voleibol	600.00	56.674	34,004.40
Federacion Puertorriqueña de Voleibol	300.00	56.674	17,002.20
Trinidad & Tobago Volleyball Federation	900.00	56.674	51,006.60
USA Volleyball	1,200.00	56.674	68,008.80
Aruba Volleyball Association	300.00	56.674	17,002.20
St. Kitts Amateur Volleyball Association	300.00	56.674	17,002.20
Federacion Costarricense de Voleibol	600.00	56.674	34,004.40
	7,500.00		425,055.00

**B-6) World Qualification Beach Volleyball Tournament
Held in Punta Cana, Dominican Republic**

-Entry Fee of participating teams:

	USDS	Exchange	RDS
Canada Volleyball Association	1,200.00	54.7670	65,720.40
Federacion Costarricense de Voleibol	1,200.00	54.7670	65,720.40
Federacion Nicaraguense de Voleibol	1,200.00	54.7670	65,720.40
Federacion Salvadoreña de Voleibol	1,200.00	54.7670	65,720.40
Virgin Islands Volleyball Federation	1,200.00	54.7670	65,720.40
Cayman Island Volleyball Federation	1,200.00	54.7670	65,720.40
Jamaica Volleyball Association	1,200.00	54.7670	65,720.40
USA Volleyball	1,200.00	54.7670	65,720.40
Federacion Puertorriqueña de Voleibol	600.00	54.7670	32,860.20
Federacion Nacional de Guatemala	1,200.00	54.7670	65,720.40
Federacion Cubana de Voleibol	1,200.00	54.7670	65,720.40
St. Lucia Amateur Volleyball Association	600.00	54.7760	32,865.80
	13,200.00		722,930.00

**B-7) 5th Stage Beach Volleyball Continental Tour
Held in El Salvador**

-Entry Fee of participating teams:

	USDS	Exchange	RDS
Canada Volleyball Association	1,200.00	57.4160	68,899.20
Federacion Costarricense de Voleibol	600.00	57.4160	34,449.60
Virgin Islands Volleyball Federation	900.00	57.4160	51,674.40
Federacion Mexicana de Voleibol	900.00	57.4160	51,674.40
Federacion Nicaraguense de Voleibol	600.00	57.4160	34,449.60
Federacion Puertorriqueña de Voleibol	300.00	57.4160	17,224.80
USA Volleyball	1,200.00	57.4160	68,899.20
Bermudas Volleyball Association	300.00	57.4160	17,224.80
Curacao	300.00	57.4160	17,224.80
Federacion Nacional de Guatemala	300.00	57.4160	17,224.80
St. Kitts Amateur Volleyball Association	300.00	57.4160	17,224.80
Trinidad & Tobago Volleyball Federation	300.00	57.4187	17,225.60
	7,200.00		413,396.00

**B-8) U23 Norceca Beach Volleyball Tournament
Held in Juan Dolio, Dominican Republic**

-Entry Fee of participating teams:

	USDS	Exchange	RDS
Canada Volleyball Association	900.00	57.3010	51,570.90
Federacion Costarricense de Voleibol	600.00	57.3010	34,380.60
Federacion Nicaraguense de Voleibol	600.00	57.3010	34,380.60
Federacion Salvadoreña de Voleibol	600.00	57.3010	34,380.60
Anguilla Amateur Volleyball Federation	600.00	57.3010	34,380.60
Federacion Cubana de Voleibol	600.00	57.3010	34,380.60
Trinidad & Tobago Volleyball Federation	600.00	57.3010	34,380.60
USA Volleyball	1,200.00	57.3010	68,761.20
St. Vincent and the Grenadine Volleyball Association	600.00	57.3010	34,380.60
Aruba Volleyball Association	600.00	57.3010	34,380.60
St. Kitts Amateur Volleyball Association	300.00	57.2927	17,187.80
Bermudas Volleyball Association	300.00	57.3010	17,190.30
	7,500.00		429,755.00

**B-9) Final of the Tour Norceca Beach Volleyball
Held in Juan Dolio, Dominica Republic**

-Entry Fee of participating teams:

	USDS	Exchange	RDS
Canada Volleyball Association Association			
Federacion Costarricense de Voleibol	600.00	57.314	34,388.40
Federacion Cubana de voleibol	600.00	57.314	34,388.40
Federacion Salvadoreña de Voleibol	600.00	57.314	34,388.40
Federacion Nacional de Guatemala	600.00	57.314	34,388.40
Virgin Islands Volleyball Federation	600.00	57.314	34,388.40
Federacion Mexicana de Voleibol	600.00	57.314	34,388.40
Federacion Panameña de Voleibol	600.00	57.314	34,388.40
Federacion Puertorriqueña de Voleibol	600.00	57.314	34,388.40
Federacion Nicaraguense de Voleibol	600.00	57.314	34,388.40
Cayman Island Volleyball Federation	300.00	57.314	17,194.20
Trinidad & Tobago Volleyball Federation	300.00	57.314	17,194.20
USA Volleyball	600.00	57.314	34,388.40
St. Vincent and the Grenadine Volleyball Association	600.00	57.314	34,388.40
Federacion Nicaraguense de Voleibol	600.00	57.314	34,388.40
Aruba Volleyball Association	300.00	57.314	17,194.20
St. Kitts Volleyball	300.00	57.314	17,194.20
	8,400.00		481,437.60

**B-10) U19 Men's Pan American Cup
Held in Guatemala**

-Entry Fee of participating teams:

	USDS	Exchange	RDS
Federacion Mexicana de Voleibol	1,500.00	55.53	83,295.00
Federacion Nicaraguense de Voleibol	1,500.00	55.26	82,890.00
Federacion Costarricense de Voleibol	1,500.00	54.60	81,900.00
Belize Volleyball Association	1,500.00	55.12	82,680.00
USA Volleyball	1,500.00	55.12	82,680.00
Surinaamse Volleyball Bond	1,500.00	55.12	82,680.00
Federacion Puertorriqueña de Voleibol	1,500.00	55.12	82,680.00
Hosting Fee	50,000.00	56.46	2,823,000.00
	60,500.00		3,401,805.00

B-11) U19 Women's Pan American Cup**Held in Juana Diaz, Puerto Rico****-Entry Fee of participating teams:**

	USDS	Exchange	RDS
Federacion Costarricense de Voleibol	1,500.00	54.50	81,750.00
Federacion Dominicana de Voleibol	1,500.00	54.70	82,050.00
USA Volleyball	1,500.00	54.43	81,645.00
Federacion Mexicana de Voleibol	1,500.00	54.43	81,645.00
Canada Volleyball Association	1,500.00	54.43	81,645.00
Federacion Hondureña de Voleibol	1,500.00	54.43	81,645.00
Federacion Mexicana de Voleibol	1,500.00	54.43	81,645.00
Publicity and Marketing Rights	10,000.00	54.39	543,886.00
Hosting Fee	45,000.00	54.34	2,445,300.00
	65,500.00		3,561,211.00

B-12) U21 Women's Pan American Cup**Held in Nogales, Sonora, Mexico****-Entry Fee of participating teams:**

	USDS	Exchange	RDS
Federacion Dominicana de Voleibol	2,000.00	54.4614	108,922.86
Federacion Costarricense de Voleibol	2,000.00	54.4614	108,922.86
Federacion Puertorriqueña de Voleibol	2,000.00	54.4614	108,922.86
USA Volleyball	2,000.00	54.4614	108,922.86
Belize Volleyball Association	2,000.00	54.4614	108,922.86
Federacion Nacional de Guatemala	2,000.00	54.4614	108,922.86
Federacion Cubana de Voleibol	2,000.00	54.4614	108,922.86
Hosting Fee and Publicity and Marketing Rights	85,000.00	54.4600	4,629,100.00
	99,000.00		5,391,560.00

B-13) U21 Men's Pan American Cup**Held in Cuba****-Entry Fee of participating teams:**

	USDS	Exchange	RDS
Federacion Dominicana de Voleibol	2,000.00	54.46	108,920.00
Federacion Nacional de Guatemala	2,000.00	54.47	108,940.00
Federacion Puertorriqueña de Voleibol	2,000.00	54.52	109,040.00
USA Volleyball	2,000.00	54.74	109,480.00
Canada Volleyball Association	2,000.00	54.91	109,820.00
Federation Haitienne de Volleyball	2,000.00	55.12	110,240.00
Federacion Nicaraguense de Voleibol	2,000.00	55.12	110,240.00
Hosting Fee	75,000.00	54.62	4,096,500.00
	89,000.00		4,863,180.00

B-14) Final Four Men's Qualification Tournament**Held in Durango, Mexico**

-Entry Fee of participating teams:	USD\$	Exchange	RDS
Federacion Dominicana de Voleibol	3,000.00	54.52	163,560.00
Federacion Nacional de Guatemala	3,000.00	54.74	164,220.00
Federacion Puertorriqueña de Voleibol	3,000.00	54.74	164,220.00
Hosting Fee	100,000.00	54.48	5,448,000.00
	109,000.00		5,940,000.00

B-15) Final Four Women's Qualification Tournament**Held in Juana Diaz, Puerto Rico**

-Entry Fee of participating teams:	USD\$	Exchange	RDS
Virgin Islands Volleyball Federation	3,000.00	54.74	164,220.00
Federacion Costarricense de Voleibol	3,000.00	54.74	164,220.00
Trinidad & Tobago Volleyball Federation	3,000.00	54.74	164,220.00
Hosting Fee	120,000.00	54.50	6,539,400.00
	129,000.00		7,032,060.00

B-16) Norceca Men's Final Six Pan American Cup**Held in Edmonton, Canada**

-Entry Fee of participating teams:	USD\$	Exchange	RDS
Federacion Dominicana de Voleibol	3,000.00	56.66	169,980.00
Federacion Cubana de Voleibol	3,000.00	56.64	169,920.00
Federacion Mexicana de Voleibol	3,000.00	56.65	169,950.00
Federacion Puertorriqueña de Voleibol	3,000.00	56.64	169,920.00
USA Volleyball	3,000.00	56.64	169,920.00
Hosting Fee and Publicity and Marketing Rights	125,000.00	56.69	7,086,250.00
	140,000.00		7,935,940.00

**B-17) Norceca Women's Final Six Pan American Cup
Held in Santo Domingo, Republica Dominicana**

-Entry Fee of participating teams:	USDS	Exchange	RDS
Federacion Mexicana de Voleibol	3,000.00	56.24	168,720.00
Federacion Puertorriqueña de Voleibol	3,000.00	56.50	169,500.00
Federacion Cubana de Voleibol	3,000.00	56.39	169,170.00
USA Volleyball	3,000.00	56.62	169,860.00
Canada Volleyball Association	3,000.00	57.43	172,290.00
Publicity and Marketing Rights	50,000.00	56.50	2,825,000.00
Hosting Fee	125,000.00	56.62	7,077,500.00
	190,000.00		10,752,040.00

**B-18) U23 Women's Pan American Cup
Held in Hermosillo, Mexico**

-Entry Fee of participating teams:	USDS	Exchange	RDS
Federacion Costarricense de Voleibol	2,500.00	55.89	139,725.00
Federacion Argentina de Voleibol	2,500.00	55.75	139,375.00
Federacion Peruana de Voleibol	2,500.00	56.14	140,350.00
Canada Volleyball Association	2,500.00	56.14	140,350.00
Federacion Hondureña de Voleibol	2,500.00	56.14	140,350.00
Federacion Cubana de Voleibol	2,500.00	56.14	140,350.00
Federacion Dominicana de Voleibol	2,500.00	56.30	140,750.00
Hosting Fee	100,000.00	55.90	5,590,000.00
Publicity and Marketing Rights	20,000.00	55.90	1,118,000.00
	137,500.00		7,689,250.00

**B-19) U23 Men's Pan American Cup
Held in La Habana, Cuba**

-Entry Fee of participating teams:	USDS	Exchange	RDS
Federacion Dominicana de Voleibol	2,500.00	56.30	140,750.00
Federacion Nicaraguense de Voleibol	2,500.00	56.30	140,750.00
Federacion Chilena de Voleibol	2,500.00	56.30	140,750.00
Federacion Peruana de Voleibol	2,500.00	56.30	140,750.00
Hosting Fee	100,000.00	54.62	5,462,000.00
	110,000.00		6,025,000.00

B-20) XVI Men's Pan American Cup**Held in Guadalajara, Mexico****-Entry Fee of participating teams:**

	USDS	Exchange	RDS
Federacion Peruana de Voleibol	3,000.00	55.87	167,610.00
Federacion Puertorriqueña de Voleibol	3,000.00	56.24	168,720.00
Federacion Chilena de Voleibol	Exonerada	56.50	0.00
Federacion Cubana de Voleibol	3,000.00	56.50	169,500.00
Federacion Dominicana de Voleibol	3,000.00	56.50	169,500.00
USA Volleyball	3,000.00	56.39	169,170.00
Federacion Colombiana de Voleibol	3,000.00	56.87	170,610.00
Canada Volleyball Association	3,000.00	56.87	170,610.00
Federacion Brasileña de Voleibol	3,000.00	56.87	170,610.00
Hosting Fee	150,000.00	56.62	8,493,000.00
	174,000.00		9,849,330.00

B-21) XX Women's Pan American Cup**Held in Ponce, Puerto Rico****-Entry Fee of participating teams:**

	USDS	Exchange	RDS
Federacion Peruana de Voleibol	3,000.00	55.79	167,370.00
Federacion Mexicana de Voleibol	3,000.00	56.06	168,180.00
Federacion Chilena de Voleibol	3,000.00	56.24	168,720.00
Federacion Costarricense de Voleibol	3,000.00	56.50	169,500.00
Federacion Dominicana de Voleibol	3,000.00	56.50	169,500.00
USA Volleyball	3,000.00	56.79	170,370.00
Federacion Colombiana de Voleibol	3,000.00	56.79	170,370.00
Canada Volleyball Association	3,000.00	56.79	170,370.00
Federacion Argentina de Voleibol	3,000.00	56.79	170,370.00
Hosting Fee	145,000.00	56.62	8,209,900.00
	172,000.00		9,734,650.00

B-22) Norceca's Women's Continental Championship**Held in Quebec, Canada****-Entry Fee of participating teams:**

	USDS	Exchange	RDS
Federacion Dominicana de Voleibol	3,000.00	56.39	169,170.00
USA Volleyball	3,000.00	56.62	169,860.00
Federacion Puertorriqueña de Voleibol	3,000.00	56.68	170,040.00
Federacion Cubana de Voleibol	3,000.00	56.57	169,710.00
Federacion Mexicana de Voleibol	3,000.00	56.57	169,710.00
Federacion Costarricense de Voleibol	3,000.00	56.69	170,070.00
Hosting Fee	125,000.00	56.66	7,082,500.00
	143,000.00		8,101,060.00

**B-23) Norceca's Men's Continental Championship
Held in Charleston, USA**

-Entry Fee of participating teams:	USDS	Exchange	RDS
Federacion Dominicana de Voleibol	3,000.00	56.62	169,860.00
Federacion Puertorriqueña de Voleibol	3,000.00	56.68	170,040.00
Federacion Cubana de Voleibol	3,000.00	56.66	169,980.00
Federacion Mexicana de Voleibol	3,000.00	56.61	169,830.00
Surinaamse Volleyball Bond	3,000.00	56.59	169,770.00
Canada Volleyball Association	3,000.00	56.59	169,770.00
Hosting Fee	125,000.00	56.62	7,077,500.00
	143,000.00		8,096,750.00

**B-24) U17 Men's Norceca Continental Championship
Held in Poza Rica, Veracruz, Mexico**

-Entry Fee of participating teams:	USDS	Exchange	RDS
Federacion Puertorriqueña de Voleibol	1,000.00	56.65	56,650.00
Federacion Hondureña de Voleibol	1,000.00	56.65	56,650.00
Federacion Nicaragurense de Voleibol	1,000.00	56.76	56,760.00
Federacion Cubana de Voleibol	1,000.00	56.76	56,760.00
Federacion Dominicana de Voleibol	1,000.00	56.76	56,760.00
Surinaamse Volleyball Bond	1,000.00	56.76	56,760.00
Federacion Costarricense de Voleibol	1,000.00	56.76	56,760.00
Federacion Nacional de Guatemala	1,000.00	56.76	56,760.00
Hosting Fee	50,000.00	57.9	2,895,000.00
	58,000.00		3,348,860.00

**B-25) U17 Women's Norceca Continental Championship
Held in Tegucigalpa, Honduras**

-Entry Fee of participating teams:	USDS	Exchange	RDS
Federacion Puertorriqueña de Voleibol	1,000.00	56.63	56,630.00
Federacion Mexicana de Voleibol	1,000.00	56.65	56,650.00
Federacion Nicaragurense de Voleibol	1,000.00	56.71	56,710.00
Federacion Cubana de Voleibol	1,000.00	56.71	56,710.00
Federacion Dominicana de Voleibol	1,000.00	56.79	56,790.00
Federacion Costarricense de Voleibol	1,000.00	56.79	56,790.00
Canada Volleyball Association	1,000.00	56.79	56,790.00
Hosting Fee (Exonerated)	0.00		0.00
	7,000.00		397,070.00

Total Events and Activities

106,798,577.60

7C) Advertising and Marketing Rights

, Geppqo lecrE qp tkd wkp"4245
 *WUF & 572.222022"cv'cp" gzej cpi g'tcvg"qh
 TF & 790 97+ 42.478.472022
 , Ur qt v'Gs wkr o gpv"4245" *WUF & 22.222022"cv'cp
 gzej cpi g'tcvg"qh TF & 780 366857: + 73.445.239044 93.69; .489044

5 Sport Court Floors (USD\$137,899.12 at an
 exchange rate of RD\$55.779924) 9.8; 4.224072 .

(1,000 Beach Volleyball
 USD\$30,000.00 at an exchange rate of RD\$56.62) 3.8; : .822022

Advertising Uniforms

Errea Year 2023 Homologation (USD\$7,489.50 at
 an exchange rate of RD\$57.83)
 Puma Year 2023 Homologation (USD\$8,750.00 at
 an exchange rate of RD\$57.83) 655.3390;
 728.234072 ; 5; .35204;

Total Adversiting and Marketing Rights

81,809,000.01

7D)-Bank Interest

7E) Antidoping Test Fees

195,803.91

-Contributions from National Federations for
 doping test during the 2023 (USD\$67,728.00 at an
 exchange rate of RD\$55.97578)

7F) International Transfer Certificate (ITC)

3,791,127.78

USD\$ 265,445.00 at an exchange rate of
 RD\$56.169583)

7G) Donations

14,909,935.00

UPV Union Panamericana de Voleibol

(2,200 Beach Volleyball y 57 Scoreboard
 USD\$67,960.00 at an exchange rate of RD\$54.69)

opor Donaciones

5.938.954062 3,716,732.40

7H) Other Income

c+Kpeqo g'hqt'Ceeqpwu'T gegkcdrg'Rtqxkukqp ; 77.9870;
 d+F luej cti g'Ceeqpwu'r c{cdrg 4.72; .356062
 e+Hpgu 449.; : 202
 f+Qvj gtu 6; 8.9; 805

Total Other Income

4,189,585.92

Total Income

216,531,227.50

NOTE 8

8(a)

INVENTORY AS OF DECEMBER 31 st , 2023						
CODE	DETAIL	INVENTORY AT 31-12-2023	ACQUISITION COST IN US\$	TOTAL IN US\$	EXCHANGE RATE	VALUE IN RDS
001-07	VOLLEYBALL FIVB 2020	1505	30.24	45,516.17	58.11	2,644,944.44
001-07	VOLLEYBALL FIVB 2022	2707	30.64	82,944.92	54.36	4,508,885.65
001-07	VOLLEYBALL FIVB 2023	1500	30.36	45,542.25	54.63	2,487,973.12
001-09	VOLLEYBALL FIVB 2022	7273	27.6410	201,032.99	54.36	10,928,153.50
001-09	VOLLEYBALL FIVB 2023	9075	27.36	248,305.61	54.63	13,564,935.61
002-04	BEACH VOLLEYBALL FIVB (BALLS OF BEACH 2022)	523	30.00	15,690.00	54.69	858,086.10
002-04	BEACH VOLLEYBALL FIVB (BALLS OF BEACH 2023)	1000	31.135	31,135.00	56.62	1,762,863.70
003-04	BALL CART 2019	4	205.82	823.27	50.70	41,739.95
004-04	LINESMAN FLAG 2019	86	53.27	4,581.22	54.97	251,829.66
005-04	LINESMAN FLAG 2020	26	47.13	1,225.41	57.87	70,914.40
005-04	LINESMAN FLAG 2022	100	53.27	5,327.00	54.97	292,825.19
007-01	COACHING PORTFOLIO (TRAINING PORTAFOLIO STRATEGIC SLATE) 2019	81	50.54	4,093.74	50.70	207,552.62
	SCOREBOARD (CT 15) 2023	33	49.00	1,617.00	51.38	83,081.46
009-04	AIR PUMP 2018	5	16.85	84.25	49.20	4,145.14
	AIR PUMP 2021	54	17.13	925.08	57.87	53,534.34
	AIR PUMP 2022	54	23.27	1,256.69	54.97	69,080.14
013	MARKING TAPE COURT MARKER	181	5.89	1,065.29	45.00	47,938.05
013	MARKING TAPE COURT MARKER	400	15.00	6,000.00	50.48	302,880.00
014	WHISTLE FOR REFEREES	74	30.22	2,236.50	52.03	116,369.70
						38,297,732.76

8(b)

INVENTORY AS OF DECEMBER 31 st , 2023						
CODE	DETAIL	INVENTORY AT 31-12-2023	ACQUISITION COST IN US\$	TOTAL IN US\$	EXCHANGE RATE	VALUE IN RDS
001-1	VOLLEYBALL 2014	119	44.9162	5,345.03	43.2200	231,012.28
001-1	VOLLEYBALL 2015	240	48.7407	11,697.77	45.0000	526,399.56
001-1	VOLLEYBALL 2016	80	50.9986	4,079.89	45.7800	186,777.38
001-1	VOLLEYBALL 2019	170	75.0000	12,750.00	50.4800	643,620.00
001-1	VOLLEYBALL 2023	350	38.5302	13,485.57	54.9400	740,897.02
001-1	VOLLEYBALL 2023	300	35.7434	10,723.02	56.0600	601,132.50
001-1	VOLLEYBALL 2023	300	36.0131	10,803.93	56.6200	611,718.35
001-1	VOLLEYBALL 2023	287	35.2802	10,125.41	56.7100	574,211.80
001-2	VOLLEYBALL 2017	145	50.4471	7,314.84	47.3000	345,991.71
001-3	VOLLEYBALL 2023	775	48.7434	37,776.14	56.0600	2,117,730.56
001-3	VOLLEYBALL 2023	2000	48.2802	96,560.32	56.7100	5,475,935.75
001-4	VOLLEYBALL 2023	2000	17.2531	34,506.20	56.6200	1,953,741.04
001-5	VOLLEYBALL	2900	26.7802	77,662.46	56.7100	4,404,238.33
001-6	VOLLEYBALL	4000	40.2802	161,120.64	56.7100	9,137,151.49
002-01	NETS SIDE BANDS 2012	8	330.0000	2,640.00	39.0800	103,171.20
002-01	NETS VBN 2023	994	40.8215	40,576.57	56.6200	2,297,445.45
002-02	NETS BEACH VOLLEYBALL 2023	1	45.00	45.00	57.9700	2,608.65
002-03	NETS 2023	2	53.03	106.06	54.9400	5,826.96
002-04	NETS FOR VOLLEYBALL 2023	180	252.0224	45,364.04	56.6200	2,568,511.80
002-05	NETS BEACH VOLLEYBALL 2023	2	253.5300	507.06	54.9400	27,857.88
003-001	ANTENNAS 2011	22	108.0000	2,376.00	37.1500	88,268.40
003-001	ANTENNAS 2012	8	108.0000	864.00	39.0800	33,765.12
003-002	ANTENNAS 2023	1500	50.3215	75,482.25	56.6200	4,273,805.00
003-003	ANTENNAS 2023	1	48.53	48.53	54.9400	2,666.24
004-001	GAME LINE 2011	13	85.0000	1,105.00	37.1500	41,050.75
004-001	GAME LINE 2012	8	85.0000	680.00	39.0800	26,574.40
006-01	BALLS CARRY CAR 2012	3	110.0000	330.00	39.1500	12,919.50
006-01	BALLS CARRY CAR 2023	50	239.8400	11,992.00	57.8300	693,497.36
007-01	REFEERE BAG	100	26.0224	2,602.24	56.6200	147,339.03
008-01	ICE BAG	50	16.0224	801.12	56.6200	45,359.50
009-01	WHISTLE BLACK	121	12.0224	1,454.71	56.6200	82,365.91
0010-01	LINE TAPE	245	20.0224	4,905.50	56.6200	277,749.15
0011-01	AIR PRESSURE GAUGE	100	31.2724	3,127.24	56.6200	177,064.50
0012-01	BOTTLE CARRIER	100	11.0224	1,102.24	56.6200	62,409.50
0013-01	PIZARRA 2023	1	25.03019	25.03	54.9400	1,375.16
0013-02	PIZARRA (SCORBOARD) 2023	199	22.5136	4,480.21	56.6200	253,669.66
	TOTAL					38,775,858.87

8(C)

BEACH VOLLEYBALL GAMES LINES INVENTORY AS OF DECEMBER 31st, 2023						
CODE	DETAIL	INVENTORY AT 31-12-2023	ACQUISITION COST IN US\$	TOTAL IN US\$	EXCHANGE RATE	VALUE IN RDS
001-01	2022 AJDR BEACH VOLLEYBALL COURT LINES	90	43.76	3,938.40	54.97	216,493.85
001-01	2023 AJDR BEACH VOLLEYBALL COURT LINES	215	42.489991	9,135.35	56.62	517,265.33
	TOTAL					733,759.18

8(D)

BERLINGER ANTIDOPING KITS INVENTORY AS OF DECEMBER 31st, 2023						
CODE	DETAIL	INVENTORY AT 31-12-2023	ACQUISITION COST IN US\$	TOTAL IN US\$	EXCHANGE RATE	VALUE IN RDS
001-01	2019 BERLINGER DOPING KITS	45	24.716600	1,112.25	49.31003	54,844.99
	TOTAL					54,844.99

9(E)

MIZUNO UNIFORMS INVENTORY AS OF DECEMBER 31st, 2023

CODE	DETAIL	INVENTORY AT 31-12-2023	ACQUISITION COST IN US\$	TOTAL IN US\$	EXCHANGE RATE	VALUE IN RDS
001-01-01	SAMURAI WHEEL BAG G3 RY-BK 360163.5290.01.0000	9	46.800000	421.20	39.030000	16,439.44
001-02-02	L/S PERFORMANCE TOP G2 RY 350291.5252.05 MED	3	36.775000	110.33	39.030000	4,305.98
001-02-03	L/S PERFORMANCE TOP G2 RY 350291.5252.06 LARGE	2	36.775000	73.55	39.030000	2,870.66
001-02-04	L/S PERFORMANCE TOP G2 RY 350291.5252.07 XL	4	36.775000	147.10	39.030000	5,741.31
001-03-02	PRESTIGE DRI LITE TEE ROYAL 350244.5252.05 MED	3	30.015000	90.05	39.030000	3,514.46
001-03-03	PRESTIGE DRI LITE TEE ROYAL 350244.5252.06 LARGE	2	30.015000	60.03	39.030000	2,342.97
001-03-04	PRESTIGE DRI LITE TEE ROYAL 350244.5252.07 XL	4	30.015000	120.06	39.030000	4,685.94
001-04-02	TEAM PIPED POLO WHITE 350293.0000.05 MED	3	31.575000	94.73	39.030000	3,697.12
001-04-03	TEAM PIPED POLO WHITE 350293.0000.06 LARGE	5	31.575000	157.88	39.030000	6,161.86
001-04-04	TEAM PIPED POLO WHITE 350293.0000.07 XL	1	31.575000	31.58	39.030000	1,232.37
001-05-02	TEAM PIPED POLO ROYAL 350293.5252.05 MED	3	31.575000	94.73	39.030000	3,697.12
001-05-03	TEAM PIPED POLO ROYAL 350293.5252.06 LARGE	5	31.575000	157.88	39.030000	6,161.86
001-05-04	TEAM PIPED POLO ROYAL 350293.5252.07 XL	1	31.575000	31.58	39.030000	1,232.37
001-06-02	MENS SHORT WITH POCKETS ROYAL 350163.5252.05 MED	3	11.448000	34.34	39.030000	1,340.45
001-06-03	MENS SHORT WITH POCKETS ROYAL 350163.5252.06 LARGE	2	11.448000	22.90	39.030000	893.63
001-06-04	MENS SHORT WITH POCKETS ROYAL 350163.5252.07 XL	4	11.448000	45.79	39.030000	1,787.26
001-07-02	WARM UP PANT G2 BLACK 350290.9090.05 MED	3	26.000000	78.00	39.030000	3,044.34
001-07-03	WARM UP PANT G2 BLACK 350290.9090.06 LARGE	2	26.000000	52.00	39.030000	2,029.56
001-07-04	WARM UP PANT G2 BLACK 350290.9090.07 XL	4	26.000000	104.00	39.030000	4,059.12
001-08-03	MENS VOLLEY BROADSHORT RY-WH 440307.5200.06 LARGE	6	17.500000	105.00	39.030000	4,098.15
001-08-04	MENS VOLLEY BROADSHORT RY-WH 440307.5200.07 XL	3	17.500000	52.50	39.030000	2,049.08
002-01-04	STAFF POLOS SHIRTS, FIVB-NORCECA LOGOS, WHITE 2XL	2	31.885564	63.77	42.460000	2,707.72

Continuation:

9(E)						
MIZUNO UNIFORMS INVENTORY AS OF DECEMBER 31 st , 2023						
CODE	DETAIL	INVENTORY AT 31-12-2023	ACQUISITION COST IN US\$	TOTAL IN US\$	EXCHANGE RATE	VALUE IN RDS
002-01-05	STAFF POLOS SHIRTS, FIVB-NORCECA LOGOS, WHITE 3XL	1	31.885564	31.89	42.460000	1,353.86
002-01-08	STAFF POLOS SHIRTS, FIVB-NORCECA LOGOS, WHITE 6XL	1	31.885564	31.89	42.460000	1,353.86
002-02-03	STAFF POLOS SHIRTS, FIVB-NORCECA LOGOS, BLACK XL	5	31.885564	159.43	42.460000	6,769.31
002-02-04	STAFF POLOS SHIRTS, FIVB-NORCECA LOGOS, BLACK 2XL	12	31.885564	382.63	42.460000	16,246.33
002-02-05	STAFF POLOS SHIRTS, FIVB-NORCECA LOGOS, BLACK 3XL	20	31.885564	637.71	42.460000	27,077.22
002-02-06	STAFF POLOS SHIRTS, FIVB-NORCECA LOGOS, BLACK 4XL	6	31.885564	191.31	42.460000	8,123.17
002-02-08	STAFF POLOS SHIRTS, FIVB-NORCECA LOGOS, BLACK 6XL	1	31.885564	31.89	42.460000	1,353.86
002-03-04	STAFF POLOS SHIRTS, FIVB-NORCECA LOGOS, NAVY BLUE 2XL	10	31.885564	318.86	42.460000	13,537.60
002-03-05	STAFF POLOS SHIRTS, FIVB-NORCECA LOGOS, NAVY BLUE 3XL	2	31.885564	63.77	42.460595	2,707.63
	TOTAL					162,615.60

8(F)

JINLING INVENTORY AS OF DECEMBER 31st, 2023

CODE	DETAIL	INVENTORY AT 31-12-2023	ACQUISITION COST IN US\$	TOTAL IN US\$	EXCHANGE RATE	VALUE IN RDS
001-01	INDOOR VOLLEYBALL UPRIGHT NET SYSTEM	3	2,622.782830	7,868.348491	43.220000	340,070.02
001-02	VOLLEYBALL UPRIGHT PADDING	3	600.371382	1,801.11	43.220000	77,844.15
001-03	INDOOR VOLLEYBALL REFEREES STAND	3	2,967.023077	8,901.07	43.220000	384,704.21
001-04	INDOOR VOLLEYBALL PRO NETS	3	498.943452	1,496.83	43.220000	64,693.01
001-05	INDOOR VOLLEYBALL FLOOR PLATE & SLEEVE SYSTEM	3	377.025032	1,131.08	43.220000	48,885.07
002-01	BEACH VOLLEYBALL UPRIGHT NET SYSTEM	3	2,622.782830	7,868.35	43.220000	340,070.02
002-02	BEACH VOLEYBALL UPRIGHT PADDING	3	600.371382	1,801.11	43.220000	77,844.15
002-03	BEACH VOLLEYBALL REFEREES STAND	3	2,204.776817	6,614.33	43.220000	285,871.36
002-04	BEACH VOLLEYBALL PRO NETS	3	498.943452	1,496.83	43.220000	64,693.01
002-05	BEACH VOLLEYBALL ANCHOR SYSTEM	3	768.393407	2,305.18	43.220000	99,629.89
002-06	BEACH VOLLEYBALL COURT LINE SYSTEM	3	363.706213	1,091.12	43.220000	47,158.15
002-07	BEACH VOLLEYBALL NETS ANTENNAS	8	117.820322	942.56	43.220000	40,737.55
002-08	BEACH VOLLEYBALL NET	17	342.700000	5,825.90	44.139911	257,154.71
002-09	BEACH VOLLEYBALL ANTENNA	17	132.700000	2,255.90	44.140000	99,575.43
002-10	BEACH VOLLEYBALL COURT LINE	27	83.200000	2,246.45	44.142000	99,162.80
						2,328,093.53

8(G)

GERFLOR AND SPORT COURT INVENTORY AS OF DECEMBER 31st, 2023

CODE	DETAIL	INVENTORY AT 31-12-2023	ACQUISITION COST IN US\$	TOTAL IN US\$	EXCHANGE RATE	VALUE IN RDS
	1 FLOOR					
001-02-01	TAPE GERFLOR 2015	5	25.990000	129.95	44.200000	5,743.79
001-02-02	ROLLS COURT GERFLOR 2015	26	1,461.700000	38,004.20	44.199915	1,679,782.41
001-02-03	TAPE MACHINE 2015 (SMALL)	1	271.950000	271.95	44.200000	12,020.19
001-02-04	ROLLS LOGO GERFLOR 2015	1	59.220000	59.22	44.200000	2,617.52
	1 FLOOR					
002-02-01	BLACK TAPE GERFLOR 2016 (BIG)	6	32.160000	192.96	46.290000	8,932.12
002-02-02	ROLLS COURT GERFLOR 2016	24	1,792.100000	43,010.40	46.289929	1,990,948.36
002-02-03	TAPE MACHINE 2016 (SMALL)	1	43.310000	43.31	46.290000	2,004.82
002-02-04	ROLLS COURT GERFLOR 2016	1	62.850000	62.85	46.290000	2,909.33
002-02-05	TAPE INTERTAPE 2016	12	43.310000	519.72	46.290000	24,057.84
002-02-06	TAPE GERFLOR 2016 (MEDIUM)	5	34.940000	174.70	46.290000	8,086.86
	Sport Court Floor					
004-02-01	BLUE FLOOR 2021	109	129.760000	14,143.84	57.140000	808,179.02
	3 Sport Court Floor					
004-02-01	BLUE FLOOR 2022	17760	3.80494	67,575.73	54.87	3,707,880.55
004-03-01	YELLOW FLOOR 2022	5184	3.80494	19,724.81	54.87	1,082,300.27
004-02-02	BLUE FLOOR 2022	2592	3.80494	9,862.40	54.87	541,150.13
004-02-03	RUBBER FLOOR ROLLS 2023	86	75.22494	6,469.34	54.87	354,972.95
004-02-04	TAPE ROLLS 2022	29	12.22494	354.52	54.87	19,452.69
004-02-05	BORDERS OF TAPE 2022	1084	1.47494	1,598.83	54.87	87,728.07
004-02-06	BLACK BORDERS OF TAPE 2022	18	0.97494	17.55	54.87	962.91
	5 Sport Court Floor					
004-02-01	BLUE FLOOR 2023	29664	2.92043	86,631.64	55.78	4,832,312.63
004-03-01	RED FLOOR 2023	12480	2.92043	36,446.97	55.78	2,033,011.79
004-02-02	RUBBER FLOOR ROLLS 2023	98	186.87210	18,313.47	55.78	1,021,525.12
004-02-03	TAPE ROLLS 2023	50	12.71210	635.61	55.78	35,454.05
004-02-04	BORDERS OF TAPE 2023	1880	2.07210	3,895.55	55.78	217,293.67
004-02-05	BLACK BORDERS OF TAPE 2023	24	2.14300	51.43	55.78	2,868.73
						18,482,195.82

8(H)

REFEREE UNIFORMS INVENTORY AS OF DECEMBER 31 ST , 2023						
CODE	DETAIL	INVENTORY AT 31-12-2023	ACQUISITION COST IN US\$	TOTAL IN US\$	EXCHANGE RATE	VALUE IN RDS
001-01-01	REFEREE JACKET	6	9.752884	58.52	45.739120	2,676.53
001-02-02	REFEREE SWEATER	10	9.752884	97.53	45.740100	4,460.98
002-01-05	POLOS SHIRTS	45	9.752884	438.88	45.740000	20,074.36
002-01-06	PANTS	33	9.752884	321.85	45.740000	14,721.19
	TOTAL					41,933.06

8(I)

MIZUNO USA UNIFORMS INVENTORY AS OF DECEMBER 31 ST , 2023						
CODE	DETAIL	INVENTORY AT 31-12-2023	ACQUISITION COST IN US\$	TOTAL IN US\$	EXCHANGE RATE	VALUE IN RDS
001-01-01	COMPETITION JERSEYS LONG SLEEVES (COMPETITION T-SHIRT WITH LONG SLEEVES)	1348	28.9292	38,996.58	47.98	1,871,055.67
001-01-02	COMPETITION JERSEYS LONG SLEEVES (T-SHIRT SLEEVELESS COMPETITION)	854	28.9292	24,705.55	47.98	1,185,372.07
001-01-03	PRACTICE JERSEYS LONG SLEEVES (PRACTICE T-SHIRTS WITH LONG SLEEVES)	255	28.9292	7,376.95	47.98	353,945.99
001-01-04	PRACTICE JERSEYS LONG SLEEVES (PRACTICE T-SHIRTS SLEEVELESS)	1031	28.9292	29,826.02	47.98	1,431,052.22
001-01-05	PRACTICE JERSEYS LONG SLEEVES (SHORT-SLEEVED T-SHIRTS)	11	29.6792	326.47	47.98	15,664.09
001-01-07	PRACTICE JERSEYS LONG SLEEVES (T-SHIRTS WITH NUMBERS)	20	28.9292	578.58	47.98	27,760.47
001-01-08	JERSEYS (PRACTICE T-SHIRTS: RED, BLUE, BLACK, LONG AND SHORT SLEEVES) 2020	942	29.6113	27,893.84	58.34	1,627,326.89
002-02-01	WOMEN SNEAKER TENIS 2019	301	28.0255	8,435.68	50.42	425,327.11
003-03-01	MEN SNEAKER TENNIS 2017	57	111.1792	6,337.21	47.98	304,059.55
003-03-01	MEN SNEAKER TENNIS 2019	101	28.0255	2,830.58	50.42	142,717.73
004-04-01	USA COACHING JACKET	2	36.1792	72.36	47.98	3,471.76
005-05-01	MONO PANTS NAVY	9	57.6792	519.11	47.98	24,907.04
006-06-01	POLO SHIRT COACHING NAVY	9	31.1792	280.61	47.98	13,463.81
007-07-01	LICRA COACHING PANTS	1	29.4292	29.43	47.98	1,414.41
	TOTAL					7,427,538.81

8(J)

SENOH VOLLEYBALL NET INVENTORY AS OF DECEMBER 31 ST , 2022						
CODE	DETAIL	INVENTORY AT 31-12-2023	ACQUISITION COST IN US\$	TOTAL IN US\$	EXCHANGE RATE	VALUE IN RDS
010-06	VOLLEYBALL NET (NET SENOH/FIVB) 2012	7	800.0000	5,600.0000	39.0800	218,848.00
010-06	VOLLEYBALL NET (NET SENOH/FIVB) 2019	6	138.3083	829.8498	51.9200	43,085.80
010-06	VOLLEYBALL NET (NET SENOH/FIVB) 2019	3	139.2100	417.6300	50.7000	21,173.84
010-02	BEACH COURT LINE SENOH 2019	6	133.8824	803.2944	51.9200	41,707.05
010-02	BEACH COURT LINE SENOH 2019	3	134.7500	404.2500	50.7000	20,495.48
	Total					
011-03	VOLLEYBALL ANTENNA (ANTENNAS SENOH) 2010	2	108.0000	216.0000	37.3500	8,067.60
011-03	VOLLEYBALL ANTENNA (ANTENNAS SENOH) 2019	3	19.4900	58.4700	50.7000	2,964.43
011-03	VOLLEYBALL ANTENNA (ANTENNAS SENOH) 2019	6	19.3632	116.1790	51.9200	6,032.03
	Total					362,374.22

8(K)

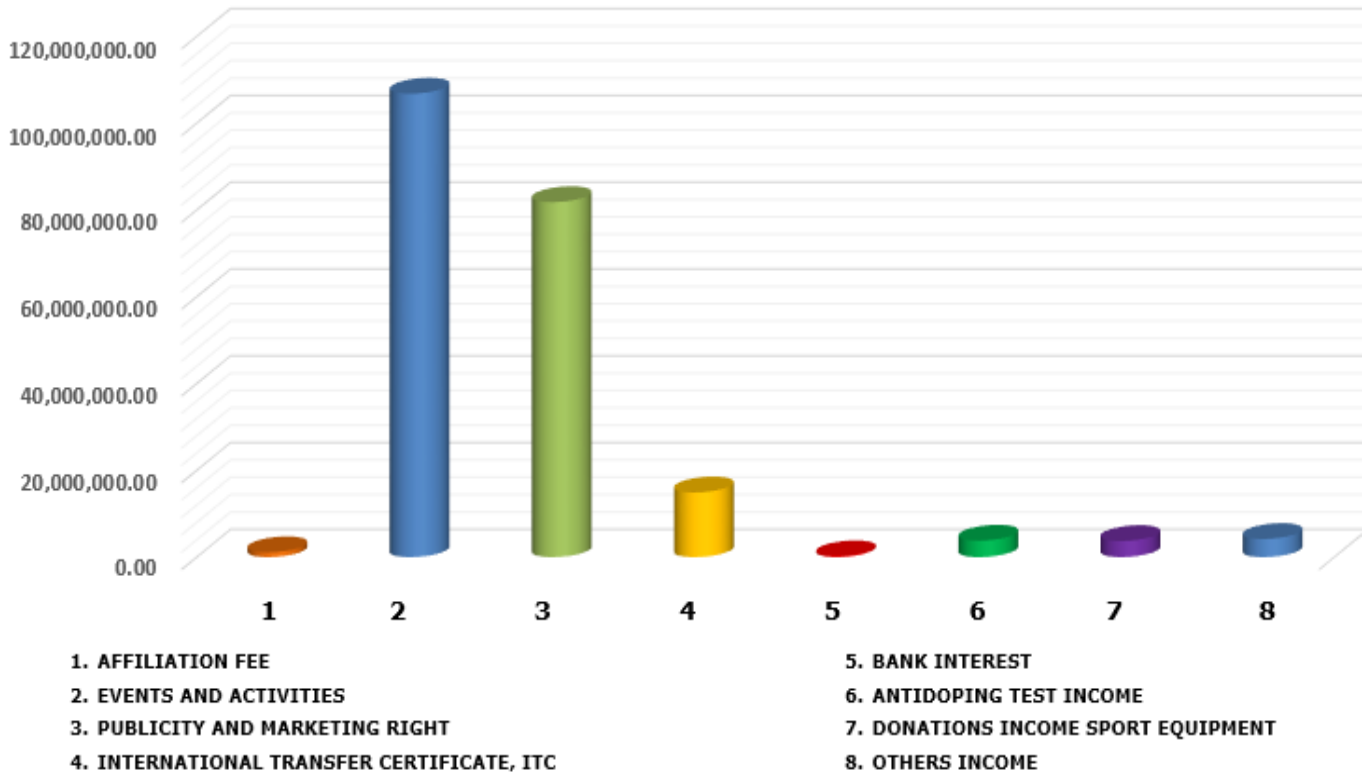
NORVO VOLLEYBALL NET INVENTORY AS OF 31 ST DECEMBER, 2022						
CODE	DETAIL	INVENTORY AT 31-12-2023	ACQUISITION COST IN US\$	TOTAL IN US\$	EXCHANGE RATE	VALUE IN RDS
010-07	VOLLEYBALL NET (VOLLEYBALL NET NORVO) 2021	291	114.79780	33,406.1598	56.80	1,897,469.88
010-08	VOLLEYBALL NET (BEACH NET NORVO) 2021	257	88.40784	22,720.8149	56.80	1,290,542.29
010-09	NORVO 2021 YARN CONE	60	38.64315	2,318.5887	56.80	131,695.03
	TOTAL					3,319,707.19

**INCOME AND EXPENSES
GRAPHICS
2023**



2023 INCOME

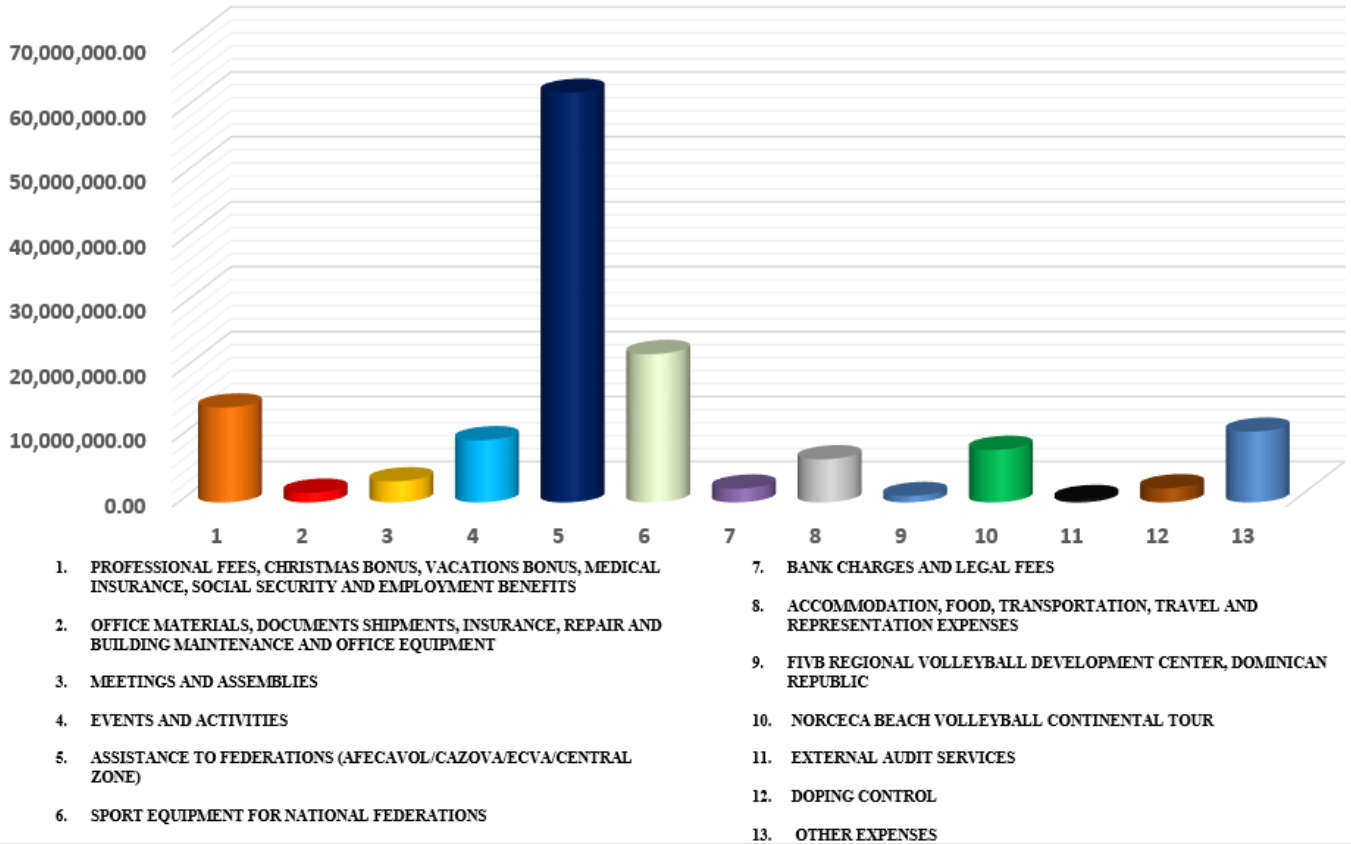
RDS216,531,227.50





2023 OPERATIONAL EXPENSES

RD\$146,209,060.42



**INCOME AND EXPENSES EXECUTED
BUDGET
2023**

NORCECA VOLLEYBALL CONFEDERATION
2023 FINANCIAL INCOME EXECUTED BUDGET
VALUES EXPRESSED IN RDS

	BUDGET	EXECUTED	VARIATION	% VARIATION
	2023	2023		
REGISTRATION IN EVENTS:				
PAN AMERICAN WOMEN'S SENIOR CUP	1,968,156	1,524,750	(443,406)	(23)
PAN AMERICAN MEN'S SENIOR CUP	1,968,156	1,356,330	(611,826)	(31)
NORCECA WOMEN'S CONTINENTAL CHAMPIONSHIP	1,252,463	1,018,560	(233,903)	(19)
NORCECA'S MEN'S CONTINENTAL CHAMPIONSHIP	1,252,463	1,019,250	(233,213)	(19)
U21 NORCECA WOMEN'S CONTINENTAL CHAMPIONSHIP	0	0	0	0
U21 NORCECA MEN'S CONTINENTAL CHAMPIONSHIP	0	0	0	0
U19 NORCECA WOMEN'S CONTINENTAL CHAMPIONSHIP	0	0	0	0
U19 NORCECA MEN'S CONTINENTAL CHAMPIONSHIP	0	0	0	0
U17 NORCECA WOMEN'S CONTINENTAL CHAMPIONSHIP	417,488	453,860	36,372	9
U17 NORCECA MEN'S CONTINENTAL CHAMPIONSHIP	417,488	397,070	(20,418)	(5)
U23 WOMEN'S PAN AMERICAN CUP	1,060,373	981,250	(79,123)	(7)
U23 MEN'S PAN AMERICAN CUP	1,060,373	563,000	(497,373)	(47)
U21 WOMEN'S PAN AMERICAN CUP	834,975	762,460	(72,515)	(9)
U21 MEN'S PAN AMERICAN CUP	834,975	766,680	(68,295)	(8)
U19 WOMEN'S PAN AMERICAN CUP	626,231	572,025	(54,206)	(9)
U19 MEN'S PAN AMERICAN CUP	626,231	578,805	(47,426)	(8)
NORCECA BEACH VOLLEYBALL CONTINENTAL TOUR	5,367,698	4,188,822	(1,178,877)	(22)
FINAL FOUR WOMEN'S QUALIFICATION TOURNAMENT	536,770	492,660	(44,110)	(8)
FINAL FOUR MEN'S QUALIFICATION TOURNAMENT	536,770	492,000	(44,770)	(8)
NORCECA WOMEN'S FINAL SIX PAN AMERICAN CUP	894,616	849,540	(45,076)	(5)
NORCECA MEN'S FINAL SIX PAN AMERICAN CUP	894,616	849,690	(44,926)	(5)
TOTAL	20,549,844	16,866,752	(3,683,092)	(18)

HOSTING FEE:				
PAN AMERICAN WOMEN'S SENIOR CUP	7,158,275	8,209,900	1,051,625	15
PAN AMERICAN MEN'S SENIOR CUP	7,158,275	8,493,000	1,334,725	19
NORCECA WOMEN'S CONTINENTAL CHAMPIONSHIP	5,965,229	7,082,500	1,117,271	19
NORCECA'S MEN'S CONTINENTAL CHAMPIONSHIP	5,965,229	7,077,500	1,112,271	19
U21 NORCECA WOMEN'S CONTINENTAL CHAMPIONSHIP	0	0	0	0
U21 NORCECA MEN'S CONTINENTAL CHAMPIONSHIP	0	0	0	0
U19 NORCECA WOMEN'S CONTINENTAL CHAMPIONSHIP	0	0	0	0
U19 NORCECA MEN'S CONTINENTAL CHAMPIONSHIP	0	0	0	0
U17 NORCECA WOMEN'S CONTINENTAL CHAMPIONSHIP	2,982,614	0	(2,982,614)	(100)
U17 NORCECA MEN'S CONTINENTAL CHAMPIONSHIP	2,982,614	2,895,000	(87,614)	(3)
U23 WOMEN'S PAN AMERICAN CUP	5,965,229	5,590,000	(375,229)	(6)
U23 MEN'S PAN AMERICAN CUP	5,965,229	5,462,000	(503,229)	(8)
U21 WOMEN'S PAN AMERICAN CUP	5,070,444	4,629,100	(441,344)	(9)
U21 MEN'S PAN AMERICAN CUP	5,070,444	4,096,500	(973,944)	(19)
U19 WOMEN'S PAN AMERICAN CUP	2,982,614	2,445,300	(537,314)	(18)
U19 MEN'S PAN AMERICAN CUP	2,982,614	2,823,000	(159,614)	(5)
NORCECA BEACH VOLLEYBALL CONTINENTAL TOUR	1,789,569	489,990	(1,299,579)	(73)
FINAL FOUR WOMEN'S QUALIFICATION TOURNAMENT	5,965,229	6,539,400	574,171	10
FINAL FOUR MEN'S QUALIFICATION TOURNAMENT	5,965,229	5,448,000	(517,229)	(9)
NORCECA WOMEN'S FINAL SIX PAN AMERICAN CUP	5,965,229	7,077,500	1,112,271	19
NORCECA MEN'S FINAL SIX PAN AMERICAN CUP	5,965,229	7,086,250	1,121,021	19
TOTAL	85,899,295	85,444,940	(454,355)	(0.53)

PUBLICITY AND MARKETING				
PAN AMERICAN WOMEN'S SENIOR CUP	1,789,569	1,118,000	(671,569)	(38)
PAN AMERICAN MEN'S SENIOR CUP	1,789,569	0	(1,789,569)	(100)
NORCECA WOMEN'S CONTINENTAL CHAMPIONSHIP	1,789,569	0	(1,789,569)	(100)
NORCECA'S MEN'S CONTINENTAL CHAMPIONSHIP	1,789,569	0	(1,789,569)	(100)
U21 NORCECA WOMEN'S CONTINENTAL CHAMPIONSHIP	0	0	0	0
U21 NORCECA MEN'S CONTINENTAL CHAMPIONSHIP	0	0	0	0
U19 NORCECA WOMEN'S CONTINENTAL CHAMPIONSHIP	0	0	0	0
U19 NORCECA MEN'S CONTINENTAL CHAMPIONSHIP	0	0	0	0
U17 NORCECA WOMEN'S CONTINENTAL CHAMPIONSHIP	63,723	0	(63,723)	(100)
U17 NORCECA MEN'S CONTINENTAL CHAMPIONSHIP	63,723	0	(63,723)	(100)
U23 WOMEN'S PAN AMERICAN CUP	1,193,046	0	(1,193,046)	(100)
U23 MEN'S PAN AMERICAN CUP	1,193,046	0	(1,193,046)	(100)
U21 WOMEN'S PAN AMERICAN CUP	1,193,046	0	(1,193,046)	(100)
U21 MEN'S PAN AMERICAN CUP	1,193,046	0	(1,193,046)	(100)
U19 WOMEN'S PAN AMERICAN CUP	894,784	543,886	(350,898)	(39)
U19 MEN'S PAN AMERICAN CUP	894,784	0	(894,784)	(100)
NORCECA BEACH VOLLEYBALL CONTINENTAL TOUR	0	0	0	0
FINAL FOUR WOMEN'S QUALIFICATION TOURNAMENT	1,193,046	0	(1,193,046)	(100)
FINAL FOUR MEN'S QUALIFICATION TOURNAMENT	1,193,046	0	(1,193,046)	(100)
NORCECA WOMEN'S FINAL SIX PAN AMERICAN CUP	1,789,569	2,825,000	1,035,431	58
NORCECA MEN'S FINAL SIX PAN AMERICAN CUP	1,789,569	0	(1,789,569)	(100)
TOTAL	19,812,701	4,486,886	(15,325,815)	(1,319)
AFFILIATION FEE	1,270,085	1,120,465	(149,620)	(12)
PUBLICITY SPORT EQUIPMENT	74,565,360	81,809,000	7,243,640	10
DOPING INCOME	3,459,833	3,791,128	331,295	10
INTERNATIONAL TRANSFER ATHLETES (ITC)	0	14,909,935	14,909,935	100
BANK INCOME	0	195,804		
DONATIONS	0	3,716,732	3,716,732	100
OTHERS	0	4,189,586	4,189,586	100
TOTAL	205,557,118	216,531,227	10,974,110	5

NORCECA VOLLEYBALL CONFEDERATION
2023 FINANCIAL EXPENSES EXECUTED BUDGET
VALUES EXPRESSED IN RDS

		BUDGET	SPENT	VARIATION	%
	OPERATIONAL EXPENSES	AÑO 2023	AÑO 2023		
1	SALARIES	5,973,154	5,543,430	(429,724)	(7.19)
2	HONORARIES	488,578	568,029	79,451	16.26
3	CHRISTMAS BONUSES (BY LAW)	764,305	741,253	(23,052)	(3.02)
4	VACATIONS (BY LAW)	353,495	290,646	(62,849)	(17.78)
5	ATTENTION EMPLOYEES AND BONUSES	1,513,784	718,598	(795,185)	(52.53)
6	SOCIAL SECURITY (BY LAW)	899,583	828,455	(71,128)	(7.91)
7	LEGAL FEES	383,616	360,000	(23,616)	(6.16)
8	OFFICE SUPPLY	237,610	200,074	(37,537)	(15.80)
9	TELECOMMUNICATIONS SERVICE	529,830	496,353	(33,477)	(6.32)
10	REPRESENTATION AND PUBLIC RELATIONS	2,557,774	1,539,217	(1,018,557)	(39.82)
11	EXTERNAL AUDIT SERVICES	327,632	515,291	187,659	57.28
12	POSTAGE	101,211	86,560	(14,650)	(14.48)
13	NEWSPAPERS AND MAGAZINES SUBSCRIPTIONS	11,162	20,250	9,088	81.42
14	BUILDING REPAIR	689,051	116,622	(572,429)	(83.07)
15	REPAIR OFFICE EQUIPMENT	68,757	0	(68,757)	(100.00)
16	APARTMENT RENTAL FOR FOREIGN INSTRUCTORS	338,861	315,292	(23,569)	(6.96)
17	OFFICE FURNITURE AND EQUIPMENT INSURANCE	40,152	42,801	2,649	6.60
18	TRANSPORTATION, GASOLINE AND OIL	712,465	687,934	(24,531)	(3.44)
19	ACCOMMODATION AND MEALS	1,308,264	935,432	(372,832)	(28.50)
20	PER DIEM	3,274,379	3,219,388	(54,991)	(1.68)
21	WEBSITE	671,366	661,275	(10,091)	(1.50)
22	SPORT EQUIPMENT	14,346,582	22,837,687	8,491,105	59.19
23	SPORT EQUIPMENT WAREHOUSE RENTAL	4,620,000	6,270,000	1,650,000	35.71
24	ANTIDOPING TEST	748,429	2,174,115	1,425,686	190.49
25	VISAS, PASSPORT AND DOCUMENTS LEGALIZATION	69,175	2,850	(66,325)	(95.88)
26	WORKING AND COMMISSIONS MEETINGS	2,618,000	3,248,692	630,692	24.09
27	FIVB REGIONAL VOLLEYBALL DEVELOPMENT CENTRE IN DOMINICAN REPUBLIC	1,275,417	983,893	(291,524)	(22.86)
28	FINANCIAL ASSISTANCE FOR FEDERATIONS PARTICIPATING IN THE QUALIFICATION CHAMPIONSHIPS & TOURNAMENTS	32,648,518	64,343,547	31,695,029	97.08
29	BANKING AND FINANCIAL CHARGES	610,420	1,199,507	589,087	96.51
30	OTHER EXPENSES	67,528	28,480	(39,048)	(57.82)
31	PRESIDENT'S STIPEND	2,982,614	2,881,000	(101,614)	(3.41)
32	OFFICE EQUIPMENT MAINTENANCE	174,876	180,000	5,124	2.93
33	ELECTRIC GENERATOR MAINTENANCE	70,000	30,176	(39,824)	(56.89)
34	DATA VOLI AND DATA VIDEO	262,828	255,208	(7,620)	(2.90)
35	RENTAL ACCOUNTING AND CONSULTING SYSTEM	71,233	69,532	(1,701)	(2.39)
36	EVENTS AND ACTIVITIES	15,152,350	16,158,056	1,005,706	6.64
37	INTERNET EXPENSES	29,772	59,466	29,694	99.74
38	PRINTS, PHOTOCOPIES AND BOOKBINDING	24,721	54,990	30,269	122.44
39	NATIONAL TEAMS TRAINING CAMPS	509,039	213,226	(295,812)	(58.11)
40	FRAMED AND LAMINATED	8,951	49,521	40,570	453.24
41	AIR TICKETS	373,197	1,647,955	1,274,758	341.58
42	CLEANING MATERIALS	13,135	3,913	(9,222)	(70.21)
43	GIFTS	211,121	0	(211,121)	100.00
44	SPONSORSHIP	319,680	300,000	(19,680)	100.00
45	DONATIONS	444,578	90,408	(354,170)	100.00
46	PUBLICITY EXPENSES	185,230	199,139	13,909	100.00
47	ELECTRICAL REPAIRS	0	24,314	24,314	100.00
50	COMPUTERS DEPRECIATION	0	144,054	144,054	100.00
51	OFFICE FURNITURE AND EQUIPMENT DEPRECIATION	0	29,318	29,318	100.00
52	NOTICE AND UNEMPLOYMENT FEE (BY LAW)	0	1,354,741	1,354,741	100.00
53	MEDICAL ASSISTANCE AND MEDICINES	0	1,623,086	1,623,086	100.00
54	SOVENIRS	0	312,668	312,668	100.00
55	AWARDS AND INCENTIVES	0	578,300	578,300	100.00
56	CREDIT LINE INTEREST	0	924,872	924,872	100.00
57	EMPLOYEES TRAINING	0	49,450	49,450	100.00
		99,082,420	146,209,060	47,126,640	47.56

**INCOME AND EXPENSES
BUDGET
2024-2025**

NORCECA VOLLEYBALL CONFEDERATION
2024-2025 INCOME BUDGET
VALUES EXPRESSED IN RDS

	BUDGET	BUDGET
	2024	2025
REGISTRATION FOR EVENTS:		
PAN AMERICAN WOMEN'S SENIOR CUP	1,976,520	2,047,081
PAN AMERICAN MEN'S SENIOR CUP	1,976,520	2,047,081
NORCECA WOMEN'S CONTINENTAL CHAMPIONSHIP	0	1,302,688
NORCECA MEN'S CONTINENTAL CHAMPIONSHIP	0	1,302,688
U21 NORCECA WOMEN'S CONTINENTAL CHAMPIONSHIP	838,523	0
U21 NORCECA MEN'S CONTINENTAL CHAMPIONSHIP	838,523	0
U19 NORCECA WOMEN'S CONTINENTAL CHAMPIONSHIP	628,893	0
U19 NORCECA MEN'S CONTINENTAL CHAMPIONSHIP	628,893	0
U17 NORCECA WOMEN'S CONTINENTAL CHAMPIONSHIP	0	434,229
U17 NORCECA MEN'S CONTINENTAL CHAMPIONSHIP	0	434,229
U23 WOMEN'S PAN AMERICAN CUP	1,048,154	1,085,573
U23 MEN'S PAN AMERICAN CUP	1,048,154	1,085,573
U21 WOMEN'S PAN AMERICAN CUP	0	868,459
U21 MEN'S PAN AMERICAN CUP	0	868,459
U19 WOMEN'S PAN AMERICAN CUP	0	651,344
U19 MEN'S PAN AMERICAN CUP	0	651,344
U17 WOMEN'S PAN AMERICAN CUP	419,262	0
U17 MEN'S PAN AMERICAN CUP	419,262	0
NORCECA BEACH VOLLEYBALL CONTINENTAL TOUR	4,851,457	5,024,651
NORCECA FINAL FOUR WOMEN'S QUALIFICATION TOURNAMENT	539,051	558,295
NORCECA FINAL FOUR MEN'S QUALIFICATION TOURNAMENT	539,051	558,295
PAN AMERICAN WOMEN'S SENIOR CUP FINAL SIX	898,418	930,491
PAN AMERICAN MEN'S SENIOR CUP FINAL SIX	898,418	930,491
TOTAL	17,549,097	20,780,977
HOSTING FEE:		
PAN AMERICAN WOMEN'S SENIOR CUP	7,187,344	7,443,932
PAN AMERICAN MEN'S SENIOR CUP	7,187,344	7,443,932
NORCECA WOMEN'S CONTINENTAL CHAMPIONSHIP		6,203,277
NORCECA MEN'S CONTINENTAL CHAMPIONSHIP		6,203,277
U21 NORCECA WOMEN'S CONTINENTAL CHAMPIONSHIP	5,091,035	0
U21 NORCECA MEN'S CONTINENTAL CHAMPIONSHIP	5,091,035	0
U19 NORCECA WOMEN'S CONTINENTAL CHAMPIONSHIP	2,994,727	0
U19 NORCECA MEN'S CONTINENTAL CHAMPIONSHIP	2,994,727	0
U17 NORCECA WOMEN'S CONTINENTAL CHAMPIONSHIP		3,101,638
U17 NORCECA MEN'S CONTINENTAL CHAMPIONSHIP		3,101,638
U23 WOMEN'S PAN AMERICAN CUP	5,989,453	6,203,277
U23 MEN'S PAN AMERICAN CUP	5,989,453	6,203,277
U21 WOMEN'S PAN AMERICAN CUP		5,272,785
U21 MEN'S PAN AMERICAN CUP		5,272,785
U19 WOMEN'S PAN AMERICAN CUP		3,101,638
U19 MEN'S PAN AMERICAN CUP		3,101,638
U17 WOMEN'S PAN AMERICAN CUP	2,994,727	0
U17 MEN'S PAN AMERICAN CUP	2,994,727	0
NORCECA BEACH VOLLEYBALL CONTINENTAL TOUR	1,617,152	1,674,885
NORCECA FINAL FOUR WOMEN'S QUALIFICATION TOURNAMENT	5,989,453	6,203,277
NORCECA FINAL FOUR MEN'S QUALIFICATION TOURNAMENT	5,989,453	6,203,277
PAN AMERICAN WOMEN'S SENIOR CUP FINAL SIX	5,989,453	6,203,277
PAN AMERICAN MEN'S SENIOR CUP FINAL SIX	5,989,453	6,203,277
TOTAL	74,089,536	89,141,084

PUBLICITY AND MARKETING		
PAN AMERICAN WOMEN'S SENIOR CUP	1,796,836	1,860,983
PAN AMERICAN MEN'S SENIOR CUP	1,796,836	1,860,983
NORCECA WOMEN'S CONTINENTAL CHAMPIONSHIP		1,860,983
NORCECA MEN'S CONTINENTAL CHAMPIONSHIP		1,860,983
U21 NORCECA WOMEN'S CONTINENTAL CHAMPIONSHIP	898,418	0
U21 NORCECA MEN'S CONTINENTAL CHAMPIONSHIP	898,418	0
U19 NORCECA WOMEN'S CONTINENTAL CHAMPIONSHIP	598,945	0
U19 NORCECA MEN'S CONTINENTAL CHAMPIONSHIP	598,945	0
U17 NORCECA WOMEN'S CONTINENTAL CHAMPIONSHIP		620,328
U17 NORCECA MEN'S CONTINENTAL CHAMPIONSHIP		620,328
U23 WOMEN'S PAN AMERICAN CUP	1,197,891	1,240,655
U23 MEN'S PAN AMERICAN CUP	1,197,891	1,240,655
U21 WOMEN'S PAN AMERICAN CUP		1,240,655
U21 MEN'S PAN AMERICAN CUP		1,240,655
U19 WOMEN'S PAN AMERICAN CUP		930,491
U19 MEN'S PAN AMERICAN CUP		930,091
U17 WOMEN'S PAN AMERICAN CUP	598,945	0
U17 MEN'S PAN AMERICAN CUP	598,945	0
NORCECA BEACH VOLLEYBALL CONTINENTAL TOUR	0	0
NORCECA FINAL FOUR WOMEN'S QUALIFICATION TOURNAMENT	1,197,891	1,240,655
NORCECA FINAL FOUR MEN'S QUALIFICATION TOURNAMENT	1,197,891	1,240,655
PAN AMERICAN WOMEN'S SENIOR CUP FINAL SIX	1,796,836	1,860,983
PAN AMERICAN MEN'S SENIOR CUP FINAL SIX	1,796,836	1,860,983
	16,171,523	21,711,067
AFFILIATION FEE	1,160,466	1,201,894
PUBLICITY SPORT EQUIPMENT		
SPORT EQUIPMENT	72,287,500	74,868,164
TOTAL	72,287,500	74,868,164
DOPING INCOME	3,234,305	3,846,031
TOTAL	184,492,427	211,549,217

NORCECA VOLLEYBALL CONFEDERATION
2024-2025 EXPEDITURE BUDGET
VALUES EXPRESSED IN RD\$

		BUDGET	BUDGET
	OPERATIONAL EXPENSES	AÑO 2024	AÑO 2025
1	SALARIES	5,741,330	5,946,296
2	HONORARIES	588,307	609,310
3	CHRISTMAS BONUSES (BY LAW)	767,715	795,123
4	VACATIONS (BY LAW)	301,022	311,768
5	ATTENTION EMPLOYEEES AND BONUSES	744,252	770,822
6	SOCIAL SECURITY (BY LAW)	858,031	888,662
7	LEGAL FEES	372,852	386,163
8	OFFICE SUPPLY	207,216	214,614
9	TELECOMMUNICATIONS SERVICE	514,073	532,425
10	REPRESENTATION AND PUBLIC RELATIONS	1,594,167	1,651,079
11	EXTERNAL AUDIT SERVICES	533,687	552,740
12	POSTAGE	89,650	92,851
13	NEWSPAPERS AND MAGAZINES SUBSCRIPTIONS	20,973	21,722
14	BUILDING MAINTENANCE	126,175	130,679
16	APARTMENT RENTAL FOR FOREIGN INSTRUCTORS	326,548	338,206
17	OFFICE FURNITURE AND EQUIPMENT INSURANCE	44,329	45,911
18	TRANSPORTATION, GASOLINE AND OIL	712,493	737,929
19	ACCOMMODATION AND MEALS	968,827	1,003,414
20	PER DIEM	3,334,320	3,453,355
21	WEBSITE	684,882	709,333
22	SPORT EQUIPMENT	23,652,993	24,497,404
23	SPORT EQUIPMENT WAREHOUSE RENTAL	6,897,000	6,959,700
24	ANTIDOPING TEST	2,251,731	2,332,118
25	VISAS, PASSPORT AND DOCUMENTS LEGALIZATION	2,952	3,057
26	WORKING AND COMMISIONS MEETINGS	3,257,844	3,374,149
27	CONGRESS, SEMINARS AND ASSEMBLIES	5,000,000	0
28	FIVB REGIONAL VOLLEYBALL DEVELOPMENT CENTRE IN DOMINICAN REPUBLIC	1,019,018	1,055,397
29	FINANCIAL ASSISTANCE FOR FEDERATIONS PARTICIPATING IN THE QUALIFICATION CHAMPIONSHIPS & TOURNAMENTS	66,640,612	69,019,682
30	BANKING AND FINANCIAL CHARGES	1,242,329	1,286,680
31	OTHER EXPENSES	29,497	30,550
32	PRESIDENT'S STIPEND	2,983,852	3,090,375
33	OFFICE EQUIPMENT MAINTENANCE	186,426	193,081
34	ELECTRIC GENERATOR MAINTENANCE	70,000	72,499
35	DATA VOLI AND DATA VIDEO	264,319	273,755
36	RENTAL ACCOUNTING AND CONSULTING SYSTEM	72,014	74,585
37	EVENTS AND ACTIVITIES	16,734,899	17,332,335
38	INTERNET EXPENSES	61,589	63,787
39	PRINTS, PHOTOCOPIES AND BOOKBINDING	56,953	58,986
40	NATIONAL TEAMS TRAINING CAMPS	220,839	228,723
41	FRAMED AND LAMINATED	51,289	53,120
42	AIR TICKETS	1,706,786	1,767,719
43	CLEANING MATERIALS	4,053	4,197
44	SPONSORSHIP	310,710	321,802
45	PUBLICITY EXPENSES	206,248	213,611
46	ELECTRICAL REPAIRS	25,182	26,081
47	MEDICAL ASSISTANCE AND MEDICINES	1,681,030	1,741,043
		153,161,013	153,266,838

NORCECA VOLLEYBALL CONFEDERATION
NET ASSETS
2023

Fixed Assets by Department

President's Office

- 1 Modular File Color Beech/Green 2 Drawers
- 1 Sheaf composed of 1 JLC638p cabinet and 1 JLC-2d file with doors and 1 side file size 63x16x30
- 6 Chairs Visit black fabric Structure Silver
- 1 Executive Armchair B-8101 in black leather
- 1 Wall Furniture with three adjustable stands & two doors with inside Stands 103x73x16

- 2 Wall Furniture with three adjustable stands & two doors with inside Stands 103x73x16
- 1 Complete Desk Oval top v36x72
- 1 Swak Extension 18x32x30
- 1 Desk Top color green JER-8045, Ref. JWP-7638
- 1 Round Conference Table 39x29 JR-1000 Jazz
- 1 Ceiling Fan KDK
- 1 Calculator Sharp
- 1 Computer SVF15A16CXB
- 1 Air Conditioning Max 18000 BTU
- 1 Sony Vaio laptop
- 1 HP Laptop

Administrative Office 1

- 1 Modular file 2 drawers
- 1 Metal Shelf with doors (Gray color)
- 1 Metallic chair Black
- 40 Plastic Desktop Black
- 1 Ceiling Fan KDK
- 1 Printer HP Laserjet 1320
- 1 Wall Sheef
- 1 Oval Desk Cod.39047
- 1 Desk Extension Logic 2010 18x39, Cod.17260
- 1 Executive chair, Cod.25230 Vertigo
- 1 Modular 3 drawers file Cod. 17117
- 1 Executive Refrigerator Nedoca
- 1 Computer Omega PDC g2030

Administrative Office 2

- 2 Lateral file 5 drawers (cream color) 36x18x63
- 1 Metallic file with Door (Gray color)
- 1 Metallic Chair with Black cloth
- 2 Air Conditioning Unit 4 Tons Comfort Master
- 1 Adjustable Stands and 2 doors with inside stands 10x73x16
- 1 Desk Extension logic 2010 18x39, Cod.17260
- 1 Black leather Executive Chair B-8101
- 1 Oval Desk Cod. 39047
- 1 Modular Drawers file Cod.17117
- 1 Impresora hp Deskjet 3050
- 1 Laptop NB Sony VAIO

3rd. Floor Reception Office

- 2 Modular file 2 drawers
- 2 Executive Desk without drawers 29x48x29 3/4 NDC-1275
- 2 Front counter 151/2x48x42 NCC1240
- 2 Furniture with 2 Stands, 6 doors & interior Adjustable divisions
- 1 Reception Corner Desk Counter 8080d
- 1 Ceiling Fan KDK
- 2 Metallic chair with black cloth Cod.21089
- 1 Round conference table, Cod.21089
- 1 Printer HP Officejet 4500 AIO EN/SP
- 1 Computer (Monitor AOC y CPU Intel Pentium 8620)
- 1 Sony Bravia 40 LED with Base LCD
- 2 Executive chair with arms Danza Cod.25220
- 1 Print

Financial Department

- 2 Metallic chair with black cloth Cod. 21089
- 1 Desk Extension 18x36x30 p/left Haya NS-9045
- 1 Executive desk without drawers 36x71x29
- 1 Ceiling Fan KDK
- 1 Wall furniture
- 1 Executive chair with arms Danza Cod.25220
- 1 Modular file 3 drawers
- 4 Metallic chair black, Cod. 21089
- 1 File with 2 doors, Cod.39054
- 1 Lateral File 4 Drawers Mercury, Cod.31004
- 1 Round conference table, Co.17118
- 1 Printer HP Officejet 4500 AIO EN/SP
- 1 Air Conditioning unit 18000 BTU
- 1 Lapto HP
- 1 Printer Epson

Accounting Office 1

- 1 Modular file 2 drawers
- 1 Metal file with doors (Gray Color)
- 1 Black Plastic chair
- 1 Desk Extension 18x36x30 p/left Haya NS-9045
- 1 Air Conditioning unit 5 Tons Comfort Master
- 1 Executive Desk without drawers 36x71x29
- 1 Ceiling Fan KDK
- 1 Furniture with 2 doors
- 1 Metal Modular file 3 drawers, Cod.656
- 1 Black leather Executive chair B-8101
- 1 CPU Intel Celeron G1610 2.6 GHZ
- 1 Escanner HP 1-3110
- 1 Monitor

Accounting Office 2

- 1 Metal file with doors (Gray Color)
- 3 Blue panels divisors
- 1 Secretary chair without Arms with black cloths
- 1 Complete Kass Desk oval top 36x72, Mod S-182E
- 1 Desk Extension logic 2010 18x39
- 1 Modular file 3 drawers
- 1 Intel Celeron G1610 2.6 GHZ CPU
- 1 Secretary chair without Arms with black cloths
- 1 Escanner HP 1-31-10
- 1 Modular file 3 drawers

Accounting Office 3

- 1 Monitor ViewSonic
- 1 Furniture with 2 doors
- 1 Executive Desk without drawers 24x48x39, Cod.39055
- 1 Desk Extension Logic 2010 1839, Cod.17260
- 1 Modular 3 Drawers file, Cod.17117
- 1 CPU Intel Celeron G1610 2.6 GHZ
- 1 Secretary chair without arms black
- 1 Metallic chairs with black cloth

Accounting Office 4

- 1 Furniture with 2 doors
- 1 Blue panels divisors
- 1 Secretary chair without arms black
- 1 Desk without drawers 29x60x29 3/4 NDC-1575
- 1 Desk Extension 18x36x30 NS-9045A
- 1 CPU Dell

Accounting Office 5

- 1 Black plastic chairs
- 1 Desk without drawers 29x60x23 3/4 NDC-1575
- 1 Front Counter 15 1/2x48x42 NCC1240
- 1 Ceiling Fan KDK
- 1 Honeywell Alarm
- 1 E167 Toshiba Photocopier-Printer
- 1 Brother typerwriter ML300

File Department

- 4 Imported file 4 drawers with 4 Metal Folder base
- 1 Imported lateral file Drawers (Gray Color)
- 1 Executive Chair Black Genesis
- 1 Security Box Master SS-065

Kitchen

- 1 Microwave Daewoo
- 1 Personnel control time machine ZK Software
- 9 Black plastic chair Cod.21049
- 1 Oval conference table, Cod.17331
- 1 Round conference table, Cod.39160
- 2 Wall Fans KDK M40c 16
- 1 Stove Frigidare
- 1 Extractor Frigidare Grease
- 1 Refrigerator 90 HD33FSE

Executive Committee Room

- 14 Black leather Executive chairs B-8101
- 6 Working tables without drawers 29x60x29 3/4 NDC-1575
- 1 Working tables without drawers 29x60x29 3/4 JST-1576
- 2 Extensions for conference table JCT-157
- 1 Air Conditioning unit 4 Tonn Comfort Master
- 1 Wall Furniture 103x73x16 with 3 adjustable stands & 2 doors with inside stands
- 2 Wall Furniture 103x73x16 with 3 adjustable stands & 2 doors with inside stands
- 1 Wood-plated sign
- 2 Ceiling Fans
- 1 TV Plasma

Meeting Room

- 28 Black metal Armchairs
- 14 Working tables without drawers 29x60x29 3/4 JST-1575
- 2 Desk Extensions of 90 degree JCT-90
- 1 Air Conditioning unit 4 Tons Comfort Master
- 1 5 Tons Comfort Master air Conditioning unit
- 1 Mahogany Furniture for the phone Central System
- 4 Ceiling Fans KDK
- 1 Laptop HP Pavilion for the Projector
- 1 UPS Forza AT500
- 1 Mahogany Furniture for the Phone Central System
- 1 Black chair, Cod.21089
- 1 Projector Epson
- 1 UPS Phone Central System

Sport Equipment Warehouse

- 3 Air Conditioner

Warehouse

- 2 Duramax Metal Files
- 1 Black Executive armchair Pielina, Cod.22171
- 1 Secretary chair without arms
- 2 Front counter
- 2 Desk without drawers 24x48x29 3/4 Mod.S-1202, Cod.39055
- 4 Black Metallic chair without arms Cod.21089
- 2 Round conference table, Cod.17118
- 1 Secretary chair without arms
- 1 Executive chair black Cod.22171
- 1 Lateral 5 drawers file (Cream color) 36x18x52
- 2 Imported lateral 4 drawers file (gray color) 36x18x63
- 1 Secretary chair without arms
- 1 Modular file 2 drawer file (cod.39059)/desk (cod.39056)/Logic Return (cod.17323)
- 1 KDK Ceiling Fan

Warehouse (continued)

- 1 Danza Executive Chair Cod.25220
- 2 Black Metallic chair without arms Cod.21089
- 1 Desk without drawers 24x48x29 3/4 Mod.S-1502, Cod.39056
- 2 Lateral file with 5 drawers (cream color) 36x18x63
- 1 Desk without drawers 29x48x29 3/4 NDC-1275
- 1 Desk Extension 18x36x30 NS-9045
- 1 TGM Air Aconditioning
- 2 Black Metallic Chair, Cod.21089
- 1 Ceiling Fan KDK
- 1 Metallic chair Black
- 1 Desk without drawers 29x48x29 3/4 NDC-1275
- 1 Desk Extension 18x36x30 NS-9045
- 1 Metallic Modular file 3 drawers, Cod.656
- 1 Executive chair Danza Cod.23178
- 2 Imported lateral 4 drawers file (gray color) 36x18x52
- 1 Photocopier/Printer Toshiba E167

INVENTORY OF PROPERTIES

104-001

CODE	QUANTITY	MODE	LOCATION	YEAR ADQUIRED	UNIT COST RDS	VALUE IN RDS	DEPRECIATION ACCUMULATED AT 31-12-2023	NET BOOK VALUE 31-12-2023
005	1	Bookcase	Warehouse	2003	1,999.14	1,999.14	1,999.14	0.00
007-008	2	Metalic Files x14 Duramaz, gray color	Warehouse	2004	7,263.20	14,526.40	14,526.40	0.00
009-010-011-012	4	5 Lateral Files Beige 36x18x63	Administrative Offices/Beach/Sport Events	2004	18,416.21	73,664.84	73,664.84	0.00
013-014-015-016-017-018	6	Modular File color Haya 2 Drawers	Reception 3rd. Floor/Sport Events/Press/ Administrative Offices	2004	4,884.87	29,309.22	29,309.22	0.00
019-020-021-022	4	Metalic File Horizontal Beige 4 Drawers	Accounting Archive	2004	8,096.76	32,387.04	32,387.04	0.00
023-	1	Vertical File Gray Metal 4 Drawers 36x18x52	Administrative Offices	2004	13,971.23	13,971.23	13,971.23	0.00
024-025	2	Modular File color Haya/Green 2 Drawers	Presidency/Depto.Beach	2004	3,691.17	7,382.34	7,382.34	0.00
026-027-028-029	4	Modular File Color Haya 2 Drawers	VIS/ Computo Depto. Accounting	2004	4,881.87	19,527.48	19,527.48	0.00
030-031-032	3	Vertical File Gray Metal 4 Drawers 36x18x52	Accounting Archive/Depto. Beach	2004	13,970.88	41,912.64	41,912.64	0.00
033-034	2	Metal Shelf with gray shutters doors (RS-0804/lg)	Administrative Offices	2004	6,677.84	13,355.68	13,355.68	0.00
035	1	Metal Shelf with Sliding Doors (HSL-1204LG) Color Gray	Accounting Department	2004	6,677.84	6,677.84	6,677.84	0.00
036	1	Metal Shelf with Sliding Doors (HSL-1204LG) Color Gray	Accounting Department	2004	6,677.84	6,677.84	6,677.84	0.00
037	1	Work des without drawer 29x48x29 3/4 NDG-1275 Beach	Administrative Offices	2004	4,564.35	4,564.35	4,564.35	0.00
038	11	Divider Panels color blue	Administrative Offices/Accounting Department	2004	5,221.31	57,434.41	57,434.41	0.00
040	1	Shelf composed of 1 File JLC638p and 1 File JLC-2d with doors and 1 Lateral File size 63x16x30	Presidency/Depto.Beach	2004	12,542.04	12,542.04	12,542.04	0.00
041	1	Shelf composed of 1 File and 1 File JLC-2d with doors and 1 Lateral File size 63x16x30	Beach Department	2004	10,557.54	10,557.54	10,557.54	0.00
042-85	44	Visiting Chairs in black fabric without arms Silver structure	Administrative Offices/Presidency /Reception 3rd. Floor/Sports Events/Accounting Dpto./Meeting Room	2004	1,230.39	54,137.16	54,137.16	0.00

086-088-089	3	Visiting Chairs in black fabric without arms Silver structure	Accounting Department	2004	873.18	2,619.54	2,619.54	0.00
090-091-092-093-094-	5	Visiting Chairs in black fabric without arms Silver structure	Administrative Office/Beach Depto.	2004	873.18	4,365.90	4,365.90	0.00
096	1	Management Chairs Genesis in Black cloth	Accounting Department	2004	3,254.58	3,254.58	3,254.58	0.00
097-098-099-100-101-102	6	Firenze Secretary armchairs without armrest in black fabric	Administrative Offices/Accounting depto./Beach Depto./Reception 3rd	2004	1,746.36	10,478.16	10,478.16	0.00
103 a 118, 120	17	Executive Chairs B-8101 in black leather	Presidency/Saloon Executive Committee/Warehouse/Accounting	2004	4,008.69	68,147.73	68,147.73	0.00
121-122-123-124	4	Desk without drawers 29x48x29 3/4 NDC-1275, Beech	Warehouse/Accounting Depto./Reception	2004	4,564.35	18,257.40	18,257.40	0.00
125 a 144	20	Work Desk without drawer 29x60x29 3/4 JST-1575	Executive Lounge/Meeting Room	2004	4,762.80	95,256.00	95,256.00	0.00
145 a 149	5	Work Desk without drawer 29x60x29 3/4 NDC-1575	Accounting Depto/Reception 3er Floor/Saloon Executive Committee	2004	5,358.20	26,791.00	26,791.00	0.00
150-151	2	Joints Angle of 90 for two desks JCT-157	Meeting Room	2004	2,778.30	5,556.60	5,556.60	0.00
152-153	2	Peninsulas for forming conference table JCT-157	Executive Board Room	2004	3,453.03	6,906.06	6,906.06	0.00
154-155-156	3	Desk Returns 18x36x30 P/Right Haya NS-9045	Accounting Depto/Sports Events/Beach Depto	2004	3,413.34	10,240.02	10,240.02	0.00
157-158-159	3	Desk Returns 18x36x30 P/Right Haya NS-9046	Accounting Depto./VIS/Office Press	2004	3,413.34	10,240.02	10,240.02	0.00
160-161-162	3	Counter for 151/2x48x42 NCC1240,color Beech	Reception 3era Floor/Dpto.contabilidad	2004	4,564.35	13,693.05	13,693.05	0.00
164-165-166-167	4	Comfort Master 4 Ton Air Conditioners	Administrative Office/Saloon Executive committee/Meeting Room	2004	70,760.00	283,040.00	283,040.00	0.00
168-169	2	Comfort Master 5 Ton Air Conditioners	Meeting Room/Accounting Dpto.	2004	75,260.00	150,520.00	150,520.00	0.00
		Addition of 5 Ton equipment compressor, codigo 169	Meeting Room/Accounting Dpto.	2011	34,730.00	34,730.00	34,730.00	0.00
176-177	2	103x73x16 raised shelves with three adjustable sections two doors below with two interior sections	Saloon Executive Committee/Presidency	2004	28,500.00	57,000.00	57,000.00	0.00
178-179-182-183	4	Office Furniture	Saloon Executive Committee/Presidency	2004	5,700.00	22,800.00	22,800.00	0.00
184	1	Recessed shelf of 103x73x16 with two adjustable sections	Administrative Office	2004	23,750.00	23,750.00	23,750.00	0.00

185	1	Shelf type closet with trunk to cover the telephone switchboard and electrical panels	Meeting Room	2004	28,500.00	28,500.00	28,500.00	0.00
186-187	2	Furniture Shelves with two fixed sections with 6 doors credenza type with adjustable interior division	Reception 3er Floor	2004	38,000.00	76,000.00	76,000.00	0.00
200-201	2	Complete Beach Desks 36x72 oval Top,Nc-1890	Beach Depto./Presidency	2004	9,247.77	18,495.54	18,495.54	0.00
202-203	2	39x29 Round Conference Tables JR-1000 Jazz	Warehouse/Presidency	2004	6,985.44	13,970.88	13,970.88	0.00
204	1	Returning Desk 18x32x20 p/Right or Left JER-8045	Beach Department	2004	2,103.57	2,103.57	2,103.57	0.00
205-206	2	Special Pads for Green desks Ref. JWP-7638	Beach Depto/Presidency	2004	1,984.50	3,969.00	3,969.00	0.00
207-208	2	Executive desks without drawers 36X71X29 JXT-1890	Financial Department/Accounting Depto.	2004	6,032.88	12,065.76	12,065.76	0.00
209	1	Corner union for counter 8080D	Reception 3nd Floor	2004	6,056.82	6,056.82	6,056.82	0.00
210	1	Desktop Return 18x32x30	Presidency	2004	1,993.96	1,993.96	1,993.96	0.00
228	6	Banner	Warehouse	2005	4,524.00	27,144.00	27,144.00	0.00
229	40	Desktop Plastic Labels	Administrative Office	2005	580.00	23,200.00	23,200.00	0.00
230	1	Wood Mounted Living Room Sing	Executive Board Room	2005	4,408.00	4,408.00	4,408.00	0.00
231	1	Daewo Microwave	Kitchen	2005	4,495.00	4,495.00	4,495.00	0.00
236 a 248	13	Ceiling Fans KDK	Administrative Office/Warehouse/Presidency/ Reception 3nd Floor/Accounting/Press/Saloon Executive Committee/ Meeting Room	2006	3,227.50	41,957.50	41,957.50	0.00
260	1	Sony video Camera	VIS	2008	57,265.57	57,265.57	57,265.57	0.00
262	1	Plasma TV	Executive Board Room	2008	120,495.00	120,495.00	120,495.00	0.00
263	1	ZK Software Time Control	Kitchen	2009	26,457.50	26,457.50	26,457.50	0.00
278-279-280-281	4	Furniture Type Archives	Financial Depto./Accounting/ Meeting Room	2010	377,931.90	377,931.90	377,931.90	0.00
282	1	Alarm Honeywell	Financial Department/ Accounting Depto.	2010	23,570.05	23,570.05	23,570.05	0.00
284	1	Armchair Technical Dance in black with arm, Ergonomic Cod.25220	Financial Department/ Accounting Depto.	2011	4,106.69	4,106.69	4,106.69	0.00
285	1	Executive chairs B-8101 brand BOSS pielina color black cod.22171	VIS/COMPUTO	2011	3,943.01	3,943.01	3,943.01	0.00
286-287	2	Desks without drawers color Haya	Depto.Press/VIS	2011	4,710.12	9,420.24	9,420.24	0.00

288	1	Modular color File Haya 3 Drawers	Financial Department	2011	4,929.02	4,929.02	4,929.02	0.00
289	1	Shelf 16x60 with sliding doors	Beach Depto.	2011	7,957.02	7,957.02	7,957.02	0.00
290-291	2	Desktop Returns Color Beach	Press Depto./VIS	2011	2,031.16	4,062.32	4,062.32	0.00
292-293	2	Fronts for Counter color Beach	Reception 1nd Floor	2011	4,574.06	9,148.12	9,148.12	0.00
294	1	Furniture Shelf	Administrative Office	2011	66,802.00	66,802.00	66,802.00	0.00
295	1	Master Security Box SS-065	Accounting Department File	2011	17,636.40	17,636.40	17,636.40	0.00
296-297-298-299	4	Doors for shelves and sections	Accounting Depto.	2011	6,500.00	26,000.00	26,000.00	0.00
308/353	2	Air Conditioners TGM	Warehouse/Press Depto.	2011	80,073.70	160,147.39	160,147.39	0.00
314-318-321	3	Universal Logic Desktop Returns 2010 18x39, Cod 17260	Administrative Office/Accounting Depto.	2011	2,031.16	6,093.48	6,093.48	0.00
315-317-320	3	Desks without drawers 24x48x29 3/4 Mod. S-1202, Cod.39055	Warehouse/Accounting Depto.	2011	4,244.73	12,734.19	12,734.19	0.00
316	1	Armchair Technical Dance in black arm, Ergonomic, Cod.25220	Reception 3rd Floor	2011	4,106.69	4,106.69	4,106.69	0.00
319	1	Armchair Technical Dance in black cloth with arm, Ergonomic, Cod.25220	Reception 3rd Floor	2011	4,106.69	4,106.69	4,106.69	0.00
330	1	Metallic Modular File 3 Drawers, Cod 656	Sport Events	2011	4,245.60	4,245.60	4,245.60	0.00
332	1	Metallic Modular File 3 Drawers, Cod 657	Accounting Department	2011	3,944.00	3,944.00	3,944.00	0.00
333-334	2	Armchairs Technical Vertigo, back in mesh fabric with arms Cod.25230	Administrative Offices/Sport Events	2011	5,413.14	10,826.28	10,826.28	0.00
335 a 344	9	Visit Chairs black plastic, Silver Structure s/arm, complete plastic	kitchen	2011	936.70	8,430.30	8,430.30	0.00
345 a 352	8	Chair visit Black structure s/arm, Cod.21089	Sport Events/Reception 3rd Floor/Beach Depto./Press Depto./Conference Room	2011	1,183.20	9,465.60	9,465.60	0.00
354-377-378-379	4	Ceiling Fans KDK 5 S/Light	Warehouse/Press Depto.	2011	8,905.42	35,621.66	35,621.66	0.00
355-356	2	Office Oval color Beech Cod.39047	Administrative Office	2011	6,409.00	12,818.00	12,818.00	0.00
357-358-359	3	Modular Files color beech Cod.17117	Administrative Office/Accounting Depto.	2011	4,141.20	12,423.60	12,423.60	0.00
360	1	Round color Conference Table Haya, Cod.17118	Reception 3rd Floor	2011	7,887.01	7,887.01	7,887.01	0.00
361	1	Conference table Oval cherry color top, Cod.17331	Kitchen	2011	16,052.08	16,052.08	16,052.08	0.00
362	1	Round Conference Table, cherry base ant top, Cod.39160	Kitchen	2011	8,188.73	8,188.73	8,188.73	0.00
363 a 372	10	Chairs visit Black structure s/arm, Cod.21089	Reception 3rd Floor/Warehouse/Financial Depto.	2011	1,183.20	11,832.00	11,832.00	0.00
373	1	Shelf with 2 sliding doors color Haya, Cod.390545	Financial Department	2011	7,957.02	7,957.02	7,957.02	0.00
374	1	Mercury Metallic Gray Side File 4 Drawers, Cod.31004	Financial Department	2011	19,719.01	19,719.01	19,719.01	0.00

375-376	2	Conference Tables Round Tope color Beech, Cod.17118	Financial Depto./Warehouse	2011	7,887.02	15,774.03	15,774.03	0.00
380-381	2	Extractors KDK 12x12	Warehouse/Press Depto.	2011	5,671.19	11,342.37	11,342.37	0.00
383	1	Tinaco M-410 gallons	Roof Office Norceca	2011	9,150.00	9,150.00	9,150.00	0.00
388-389	2	Fans KDK M40C 16 of Gold Wall	Kitchen	2011	3,800.14	7,600.27	7,600.27	0.00
390	1	Frigidaire stove	Kitchen	2011	21,995.00	21,995.00	21,995.00	0.00
391	1	Extractors Frigidaire fat	Kitchen	2011	5,195.00	5,195.00	5,195.00	0.00
394	1	Printer HP Office Jet 4500	Financial Department	2012	3,137.00	3,137.00	3,137.00	0.00
398	1	Desk without drawers 28x60x29 3/4, Model S-1502, Color Beech Cod.39056	Warehouse	2012	4,710.12	4,710.12	4,710.12	0.00
399	1	Universal Return Logic 2010 18x39 Color Beech, Cod.17260	Press Depto.	2012	1,873.40	1,873.40	1,873.40	0.00
407	1	2-Drawer module color beech file (Cod.39059)/color beech Desktop(Cod.39056)/Return Logic Color Beech (Cod.17323)	Warehouse	2012	10,603.91	10,603.91	10,603.91	0.00
408	1	Armchair Secretarial Dance Black fabric without arms Cod.23178	Accounting Department	2012	3,601.80	3,601.80	3,601.80	0.00
411	1	Laptop NB HP 1000-1220la 14"	Sport Events	2013	28,000.00	28,000.00	28,000.00	0.00
412	1	Air Aconditioner Tipo Split de 18000 BTU	Financial Department	2013	22,000.00	22,000.00	22,000.00	0.00
413	1	Refrigerator Ejecutiva Nedoca	Administrative Office	2013	7,000.00	7,000.00	7,000.00	0.00
416	1	Alarm Honeywell	Warehouse	2013	28,634.78	28,634.78	28,634.78	0.00
417	1	Kass Desk Without drawers Oval 36x72, Color Beech, Mod S-182E	Accounting Department	2013	6,519.50	6,519.50	6,519.50	0.00
418	1	Universal Logic Desktop Returns 2010 18x39	Accounting Department	2013	1,905.70	1,905.70	1,905.70	0.00
419/420	2	Executive Chair B-8101 brand Boss Pielina color Black	Accounting Department/Press Depto.	2013	5,044.50	10,089.00	10,089.00	0.00
421	1	Modular file 3 drawers, Color Beech, Linea Space	Accounting Department	2013	3,811.40	3,811.40	3,811.40	0.00
425	1	Air Conditioning Air Max 18000 BTU	Presidency	2013	26,800.00	26,800.00	26,800.00	0.00
435	1	Escan G3110	Accounting Department	2014	5,201.00	5,201.00	5,201.00	0.00
436	1	Armchair Secretarial Dance fabric without arms Cod.23221	Accounting Department	2014	5,161.99	5,161.99	5,161.99	0.00
437	1	Brother ML300 Typewrite	Accounting Department	2014	18,408.00	18,408.00	18,408.00	0.00
441	1	Sony Bravia 40" LED With LCD Stand	Reception 3rd Floor	2014	29,400.00	29,400.00	29,400.00	0.00
442	1	Sony Bravia 40" LED With LCD Stand	Reception 1rd Floor	2014	29,400.00	29,400.00	29,400.00	0.00
446	1	Emergency Generator Cummins	Facilities Norceca	2015	1,344,881.10	1,344,881.10	1,344,881.10	0.00
447	1	Chair Tecnico Gabriela Ref.213	Accounting Department	2015	5,428.00	5,428.00	5,428.00	0.00
451	1	Escan HP J-3110	Accounting Department	2016	6,701.69	6,701.69	6,701.69	0.00
452	1	Epson Proyector	Meeting Room	2016	37,000.00	37,000.00	37,000.00	0.00
454	1	Modular file 3 drawers, Color Beech, Linea Space	Accounting Department	2016	4,206.70	4,206.70	4,206.70	0.00

456	1	Wellness Products Inc.	Athlete's Gym	2017	815,329.80	815,329.80	815,329.80	0.00
457	1	Nevera 90" (HD-33FSE)	Silver Media	Cocina	18,299.00	18,299.00	18,299.00	0.00
458	1	UPS Central Telephone	Meeting Room	2017	7,889.80	7,889.80	7,889.80	0.00
459-460	2	Air Conditioners	Norceca Equipment Warehouse	2017	51,824.00	103,648.00	103,648.00	0.00
468-469-470	3	Air Conditioners	Volleyball Pavilion Warehouse	2018	33,400.00	100,200.00	100,200.00	0.00
473	1	Air Conditioners	1 ST Floor Norceca	2018	67,500.00	67,500.00	67,500.00	0.00
474	1	Printer	Accounting Department	2018	18,450.00	18,450.00	18,450.00	0.00
475	1	laptop	Presidency	2018	50,250.00	50,250.00	50,250.00	0.00
476	1	Lapto DELL Vostro 14 5471 intel	VIS	2019	38,953.13	38,953.13	38,953.13	0.00
477	1	Omega Tech Laptop dell Latitude	Computo Depto.	2019	92,595.00	92,595.00	92,595.00	0.00
478	1	Printer	Accounting Office	2020	16,500.00	16,500.00	14,668.57	1,831.43
479	1	Typewriter	Accounting Office	2020	27,414.94	27,414.94	24,482.98	2,931.96
480	1	Laptop	Press Office	2021	41,300.00	41,300.00	26,672.92	14,627.08
481	1	Laptop	VIS Department	2021	47,152.92	47,152.92	29,026.92	18,126.00
482	1	Laptop	President Office	2021	66,248.93	66,248.93	39,535.67	26,713.27
485	1	Lapto Lenovo Inter core i3	Accounting Department	2022	31,150.00	31,150.00	11,681.25	19,468.75
486	1	Lapto Lenovo Inter core i3	Accounting Department	2022	31,150.00	31,150.00	11,681.25	19,468.75
487	1	Lapto Lenovo Inter core i3	Accounting Department	2022	31,150.00	31,150.00	11,681.25	19,468.75
488	1	Lapto Lenovo Inter core i3	Accounting Department	2022	31,150.00	31,150.00	11,681.25	19,468.75
489	1	Lapto Lenovo Inter core i3	Accounting Department	2022	31,150.00	31,150.00	11,681.25	19,468.75
490	1	Lapto Lenovo Inter core i3	Beach Department	2022	50,235.00	50,235.00	16,570.58	33,664.42
491	1	HP Omen	Tecnology Department	2022	77,180.00	77,180.00	22,082.06	55,097.94
492-493	2	Desktop Calculator Sharp	Accounting Department/President Office	2022	16,186.50	16,186.50	4,046.63	12,139.88
494	1	Printer	Administrative Office	2023	109,268.00	109,268.00	20,487.75	88,780.25
495-496-497	3	Laptop	Administrative Office	2023	9,434.00	28,302.00	6,380.57	21,921.43
498	1	Scanner	Administrative Office	2023	26,000.00	26,000.00	2,233.43	23,766.57
499	1	Printer	Accounting Department	2023	42,008.00	42,008.00	1,976.18	40,031.82
					6,361,150.23	5,924,174.44	436,975.79	

COMPARATIVE FINANCIAL
2023-2022

NORCECA VOLLEYBALL CONFEDERATION

Statement of Financial Position

As of December 31st, 2023-2022

Values in RD\$

<u>Assets</u>	<u>2023</u>	<u>2022</u>	<u>Variation</u>	<u>%</u>
Current Assets:				
Cash (Note 3)	57,319,129.58	27,540,585.56	29,778,544.02	108.1260
Accounts Receivable from Affiliated (note 4)	2,414,351.04	3,138,534.94	(724,183.90)	(23.0739)
Accounts Receivable Provisions	(1,468,710.25)	(2,372,314.85)	903,604.60	(38.0896)
Total Accounts Receivable from Affiliated, net	945,640.79	766,220.09	179,420.70	23.4163
Other Accounts Receivable (note 4)	18,747,561.54	20,638,012.69	(1,890,451.15)	(9.1600)
Other Accounts Receivable Provisions	(1,199,295.88)	(1,160,930.03)	38,365.85	(3.3048)
Total Other Accounts Receivable, net	18,493,906.45	20,243,302.75	(1,749,396.30)	(8.6419)
Sport Equipment Inventories (note 8)	109,986,654.03	65,110,679.30	44,875,974.73	68.9226
Sport Equipment Provisions	(19,991,188.35)	(16,405,683.73)	3,585,504.62	(21.8553)
Total Current Assets	89,995,465.68	48,704,995.57	41,290,470.11	84.7767
Office Furniture and Equipment, net (note 6)	165,808,501.71	96,488,883.88	69,319,617.83	71.8421
	436,975.79	404,768.97	32,206.82	7.9568
	166,245,477.50	96,893,652.85	69,351,824.65	71.5752
Liabilities and Net Assets				
Current Liabilities:				
Accounts Payable to Suppliers and Other (note 5)	15,443,455.19	9,531,818.54	5,911,636.65	62.0200
Accounts Payable to Affiliated and Executive (note 5)	14,709,174.80	7,998,074.56	6,711,100.24	83.9089
Payable Withholding (note 5)	164,592.86	163,731.17	861.69	0.5263
Deferred Income (note 5)	956,479.29	1,865,757.42	(909,278.14)	(48.7351)
Payable Documents (nota 5)	0.00	8,397,000.00	(8,397,000.00)	(100.0000)
Total Liabilities	31,273,702.14	27,956,381.69	3,317,320.45	11.8661
Unrestricted Net Assets	134,971,775.36	68,937,271.16	66,034,504.20	95.7893
Total Liabilities and Net Assets	166,245,477.50	96,893,652.85	69,351,824.65	71.5752

Notes:

Annexed the Financial Statement Notes

NORCECA VOLLEYBALL CONFEDERATION

Statement of Activities

Corresponding to the Years 2023 and 2022

Values Expressed in RD\$

	2023	2022	<u>Variation</u>	<u>%</u>
Charges in Unrestricted Net Assets:				
7a) National Federation Affiliation Fees	1,120,464.88	1,161,135.92	(40,671.04)	(3.50)
7b) Competitions, Activities and Events	106,798,577.60	59,527,468.08	47,271,109.52	79.41
7c) Publicity and Marketing Righths	81,809,000.01	22,615,328.55	59,193,671.46	261.74
7d) Bank Interests	195,803.91	217,626.99	(21,823.08)	(10.03)
7e) Antidoping Tests Fee Income	3,791,127.78	1,923,820.00	1,867,307.78	97.06
7f) International Transfer Certificates Income	14,909,935.00	2,182,362.70	12,727,572.30	583.20
7g) Donation Sport Equipment Income	3,716,732.40	1,804,270.86	1,912,461.54	106.00
7h) Other Income	4,189,585.92	1,590,668.90	2,598,917.02	163.39
Total net Income	216,531,227.50	91,022,682.00	125,508,545.50	137.89
Operational Expenses:				
Salaries	5,543,430.00	5,605,437.04	(62,007.04)	(1.11)
Honoraries	568,028.50	458,500.00	109,528.50	23.89
Employees Training	49,450.00	0.00	49,450.00	100.00
Christmas Bonuses (by law)	741,252.50	717,253.09	23,999.41	3.35
Notice and Unemployment Fee (by law)	1,354,740.93	749,452.43	605,288.50	80.76
Vacations (by law)	290,645.88	331,733.03	(41,087.15)	(12.39)
Attention Employees and Bonuses	718,598.20	1,420,592.73	(701,994.53)	(49.42)
Social Security (by law)	828,454.76	844,203.07	(15,748.31)	(1.87)
President´s Stipend	2,881,000.00	2,799,000.00	82,000.00	2.93
Legal Fee	360,000.00	360,000.00	0.00	0.00
Office Supply	200,073.52	222,982.52	(22,909.00)	(10.27)
Telecommunications Services	496,352.99	497,212.95	(859.96)	(0.17)
Representation and Public Relations	1,539,217.41	2,400,313.60	(861,096.19)	(35.87)
External Audit Services	515,291.31	307,462.50	207,828.81	67.59
Postage	86,560.20	94,979.89	(8,419.69)	(8.86)
Newspaper and Magazines Subscriptions	20,250.00	10,475.00	9,775.00	93.32
Building Maintenance	116,622.00	646,632.17	(530,010.17)	(81.96)
Office Equipment Maintenance	180,000.00	164,110.00	15,890.00	9.68
Electric Repair	24,313.80		24,313.80	100.00
Emergency Generator Maintenance	30,175.78	0.00	30,175.78	100.00
Office Equipment Repair	0.00	64,524.00	(64,524.00)	(100.00)
Office Furniture and Equipment Depreciation	29,317.65	24,366.42	4,951.23	20.32
Computer Depreciation	144,053.53	120,070.01	23,983.52	19.97
Emergency Generator Depreciation	0.00	16,811.22	(16,811.22)	(100.00)
Others Assets Depreciation	0.00	81,599.48	(81,599.48)	(100.00)
Apartment Rental for Foreing Instructor	315,291.94	318,000.00	(2,708.06)	(0.85)
Office Furniture and Equipment Insurance	42,800.80	37,680.28	5,120.52	13.59
Awards and Incentives	578,300.00		578,300.00	100.00
Data Voli and Data Video	255,208.00	246,648.00	8,560.00	3.47
Transportation, Gasoline and Oil	687,933.84	668,604.81	19,329.03	2.89
Accommodation and Meals	935,431.70	1,227,724.84	(292,293.14)	(23.81)
Per diem	3,219,388.00	3,072,803.00	146,585.00	4.77
Website	661,274.92	630,035.69	31,239.23	4.96
Sport Equipment	22,837,687.09	13,463,384.09	9,374,303.00	69.63
Sport Equipment Warehouse Rental	6,270,000.00	4,050,000.00	2,220,000.00	54.81
Antidoping Test	2,174,115.43	702,354.50	1,471,760.93	209.55
Air Tickets	1,647,954.51	350,222.39	1,297,732.12	370.55

Visa, Passports and Legalization Documents	2,850.00	64,916.72	(62,066.72)	(95.61)
Medical Assistance and Medicines	1,623,085.68	0.00	1,623,085.68	100.00
Meetings of Works and Commissions	3,248,691.81	557,767.91	2,690,923.90	482.45
FIVB Regional Volleyball Development Centre, Santo Domingo, Dominican Republic	983,893.09	1,304,405.00	(320,511.91)	(24.57)
AFECAVOL Economic Assistance	24,897,388.75	12,820,515.63	12,076,873.12	94.20
CAZOVA Economic Assistance	10,661,853.12	7,730,066.17	2,931,786.95	37.93
ECVA Economic Assistance	11,316,729.17	7,636,433.70	3,680,295.47	48.19
NCVA Economic Assistance	16,185,341.94	2,451,609.18	13,733,732.76	560.19
Senior Women's Pan American Cup	61,151.73	0.00	61,151.73	100.00
Senior Men's Pan American Cup	1,712,611.40	220,114.61	1,492,496.79	678.05
Norceca Beach Volleyball Qualification Tournament U23	0.00	39,586.56	2,808,158.89	7,093.72
U23 Women's Pan American Cup	1,260,224.37	0.00	1,337,272.37	100.00
U23 Men's Pan American Cup	1,196,465.11	0.00	1,196,465.11	100.00
Norceca Beach Volleyball Continental Tour	3,906,207.64	5,800,936.19	(1,894,728.55)	(32.66)
Norceca Beach Volleyball Tournament U23 (Punta Cana and Juan Dolio)	2,847,745.45	0.00	2,847,745.45	100.00
World Qualification Beach Volleyball Tournament	1,337,272.37	1,816,962.37	(479,690.00)	(26.40)
National Teams Training Camps	213,226.39	477,701.55	(264,475.16)	(55.36)
U19 Women's Pan American Cup	76,920.09	74,894.70	2,025.39	2.70
U19 Men's Pan American Cup	0.00	3,854.20	(3,854.20)	(100.00)
U21 Women's Pan American Cup	1,145,761.74	1,322,544.33	(1,322,544.33)	(100.00)
U21 Men's Pan American Cup	0.00	152,706.90	(152,706.90)	(100.00)
Final Four Women's Qualification Tournament	109,836.22	1,146,492.00	(1,036,655.78)	(90.42)
Final Four Men's Qualification Tournament	72,455.59	68,496.24	3,959.35	5.78
Norceca Women Final Six Pan American Cup	819,158.36	948,542.00	(129,383.64)	(13.64)
Norceca Men's Final Six Pan American Cup	151,840.76	1,306,159.56	(1,154,318.80)	(88.38)
XXIV Central American and Caribbean Games	444,142.15	0.00	444,142.15	100.00
XIX Pan American Games 2023	434,393.99	0.00	434,393.99	100.00
U17 Women's Norceca Continental Championship	267,729.55	0.00	267,729.55	100.00
U17 Men's Norceca Continental Championship	1,161,352.30	0.00	1,161,352.30	100.00
Senior Women's Continental Championship	312,036.09	0.00	312,036.09	100.00
Senior Men's Continental Championship	122,985.30	0.00	122,985.30	100.00
XIX Bolivarian Sport Games Valledupar	0.00	90,288.00	(90,288.00)	(100.00)
Loss in Exchange Rate Difference	0.00	1,385,803.74	(1,385,803.74)	(100.00)
Bank Charges	1,199,506.82	572,841.68	626,665.14	109.40
Other Expenses	28,480.28	63,371.02	(34,890.74)	(55.06)
Credit Line Interest	924,871.68	0.00	924,871.68	100.00
Cleaning Material	3,913.00	12,326.00	(8,413.00)	(68.25)
Rental Accounting and Consulting System	69,531.62	66,847.68	2,683.94	4.02
Internet Expenses	59,465.63	27,939.13	31,526.50	112.84
Framed and Laminated	49,521.00	8,400.00	41,121.00	489.54
Prints, Photocopies and Bookbindings	54,990.00	23,199.00	31,791.00	137.04
Donations	90,408.47	417,209.00	(326,800.53)	(78.33)
SponsorShip	300,000.00	300,000.00	0.00	0.00
Prior-year Expenditure	0.00	24,169.16	(24,169.16)	(100.00)
Gifts	312,667.69	198,123.86	114,543.83	57.81
Publicity Expenses	199,138.88	173,827.26	25,311.62	14.56
Total Operating Expenses	146,209,060.42	93,242,190.08	52,966,870.34	56.81
Accounts Receivable Provision	4,287,662.87	721,428.16	3,566,234.71	494.33
Total	150,496,723.29	93,963,618.24	56,533,105.05	60.16
Increase in Unrestricted Net Assets	66,034,504.20	(2,940,936.24)	68,975,440.44	(2,345.3565)
Unrestricted Net Assets at Beginnings of Year	68,937,271.16	71,878,207.40	(2,940,936.24)	(4.0916)
Unrestricted Net Assets at end of the Year	134,971,775.36	68,937,271.16	66,034,504.20	95.7893

Note:

Annexed the Financial Statement Notes

NOTE 2. Accounting Policies

2.1 Income

NORCECA accounting policies recognizes its income using the accrual method.

2.2 Foreign Currencies

Transactions in foreign currencies are converted into the local currency of Dominican Pesos (RD\$), according to the current exchange rate at the time of the transaction. Profit and loss resulting from the transaction of foreign currencies are included in the Profit and Loss Statement.

As of December 31st 2023 and 2022 the current exchange rate for the USD\$ used by NORCECA Volleyball Confederation is RD\$57.83 and RD\$55.98 and for the Swiss Franc is RD\$60.62 y RD\$62.19 respectively.

2.3 Furniture and Equipment

Furniture and Equipment are registered at the acquisition cost.

The depreciation is calculated using the straight-line method at an annual rate of 25% and 15%.

NOTE 3. Cash

Cash and Bank Balance details as follows:

Banks	2023	2022
Petty Cash	10,000.00	10,000.00
Bank Balance	57,309,129.58	27,530,585.56
	RDS 57,319,129.58	RDS 27,540,585.56

NOTE 4. Accounts Receivable

NORCECA accounts receivable as December 31st 2023-2022 are the following:

Accounts Receivable from Affiliated:	2023	2022
Canadá Volleyball Association	318,065.00	207,797.76
Jamaica Volleyball Association	203,827.04	197,306.53
Federación Mexicana de Voleibol	226,693.60	1,119.60
Barbados Volleyball Federation	0.00	1,119.60
Federación Costarricense de Voleibol	0.00	283,072.39
Federación Nacional de Guatemala	1,306,520.81	1,885,207.11
Federacion Nicaraguense de Voleibol	86,745.00	0.00
St. Lucia Amateur Volleyball Association	0.00	16,794.00
Federación Hondureña de Voleibol	0.00	22,395.00
Aruba Volleyball Association	0.00	33,588.00
Belize Volleyball Association	0.00	57,009.47
Trinidad & Tobago Volleyball Federation	272,499.59	100,764.00
Turk and Caicos Volleyball Association	0.00	25,191.00
Netherlands Antilliansse Volleyball	0.00	30,789.00
Surinaamse Volleyball Bond	0.00	273,753.40
Ligue Guadeloupenne de Volleyball	0.00	1,511.46
Federación Dominicana de Voleibol	0.00	1,119.60
Sub-total	2,414,351.04	3,138,537.92
Accounts Receivable Provision	(1,468,710.25)	(2,372,314.85)
Total Accounts Receivable from Affiliated:	945,640.79	766,223.07
Other Accounts Receivable	2023	2022
Federación Peruana de Voleibol	1,199,295.89	1,160,930.03
Federación Argentina de Voleibol	2,081.88	0.00
Federación Dominicana de Voleibol (Air Conditionator		
Repair of Volleyball Palace Prof. Ricardo Arias)	2,494,135.46	3,019,135.46
Volleyball Equipment Supplies	0.00	16,234,200.00
Volleyball Equipment Supplies	13,970,224.42	0.00
Fred Imbert	264,051.78	0.00
BDI Bank	636,130.00	0.00
Carlixto Mejías	13,000.00	37,000.00
Miguelina Martínez	0.00	16,000.00
Indhira Ramirez	0.00	7,500.00
Milagros Cabral	168,642.11	163,247.20
Others Accounts Receivable	18,747,561.54	20,638,012.69
Others Accounts Receivable Provisions	(1,199,295.88)	(1,160,930.03)
Total Others Accounts Receivable Provisions	17,548,265.66	19,477,082.66
Total Account Receivable, Net	18,493,906.45	20,243,305.73

NOTE 5. Accounts Payable

Accounts Payable as of December 31st 2023-2022, are detailed as follows:

Accounts Payable to Affiliated and Directors:	2023	2022
Federation Internationale de Volleyball	0.00	2,428,866.40
Federación Mexicana de Voleibol	260,235.00	251,910.00
Easten Caribbean Volleyball Association (ECVA)	297,535.35	8,117.10
Caribbean Zonal Volleyball (CAZOVA)	650,253.24	0.00
Ligue Guadeloupenne de Volleyball	174,126.13	167,940.00
Barbados Volleyball Federation	26,023.50	25,191.00
Canadá Volleyball Association	45,049.57	43,608.42
Federación Dominicana de Voleibol	189,304.00	189,304.00
Aruba Volleyball Association	17,071.42	0.00
Bonaire Volleyball Association	11,566.00	11,196.00
Cayman Island Voleiboll Federation	98,311.00	16,794.00
British Volleyball Federation	57,830.00	0.00
Federacion Costarricense de Voleibol	157,973.05	0.00
Federacion Salvadoreña de Voleibol	83,222.57	0.00
Federacion Nacional de Guatemala	161,924.00	0.00
Federacion Nicaragurense de Voleibol	161,924.00	0.00
St. Lucia Volleyball Association	20,521.55	0.00
US Virgin Island Volleyball Federation	78,045.05	0.00
Bahama Volleyball Assiation	173,490.00	0.00
St. Kitts Amateur Volleyball Association	196,622.00	0.00
Bermuda Volleyball Association	80,962.00	0.00
Anguilla Amateur Volleyball Federation	161,924.00	0.00
St. Vincent & Grenadine Volleyball Association	161,924.00	0.00
Surinaamse Volleyball Asociation	52,613.73	0.00
USA Volleyball	578,300.00	0.00
Federación Cubana de Voleibol	3,167,638.25	1,643,534.17
Lic. Cristóbal Marte Hoffiz	0.00	3,211,613.47
Total Accounts Payable to Affiliated and Directors	7,064,389.42	7,998,074.56

Accounts Payable to Suppliers and others:	2023	2022
Altice	745.60	2,319.09
Tarjeta American Express	389,585.67	79,375.16
Ernst & Young	462,640.00	293,895.00
Tarjetas Banco BDI in RD\$	173,399.90	149,195.93
Tarjetas Banco BDI in USD\$	46,039.62	355,282.67
BDI Bank in USD\$	0.00	235,116.00
Servitech PCM	0.00	108,070.47
Nerys Yolanda Aristy	5,242.00	7,950.06
Nelson Palli	0.00	23,792.00
Yenifer Estevez	69,687.50	0.00

Sport Promotion & TV	1,156,600.00	0.00
Fred Imbert	17,397,518.79	0.00
TAX (ITBIS), PBA	1,801.44	0.00
Norceca Women's Final Six Pan American Cup Orgazing Committee	3,373,414.05	8,276,822.16
Other Accounts payable	11,566.00	0.00
Total Accounts Payable to Suppliers and others	23,088,240.57	9,531,818.54
Payable With-Holdings	164,592.86	163,731.17
Short-term Payable Documents	0.00	8,397,000.00
Deferred Income	956,479.29	1,865,757.42
Total Liabilities	31,273,702.14	27,956,381.69

NOTE 6. Propierties, Furniture and Equipment

NORCECA headquarters are located at the National Volleyball Pavilion Training Center of the Juan Pablo Duarte Olympic Center, in the city of Santo Domingo, Dominican Republic. Its office furniture and equipment are registered according to their acquisition cost. Maintenance and repairs that do not exceed their use are charged to current expenses. The Depreciation is accumulated based upon the straight line method.

	2023	2022
	Office Furniture and Equipment	Office Furniture and Equipment
Balance at Beginning of the year	7,824,193.63	6,690,531.43
Plus: Additions	205,578.00	299,351.50
Less: Withdrawals	0.00	834,310.70
	<u>8,029,771.63</u>	<u>7,824,193.63</u>
Accumulated Depreciation at the Beginning	7,419,424.64	6,342,266.81
Equipment	0.00	834,310.70
Depreciation Expenses	173,371.20	242,847.13
	<u>7,592,795.84</u>	<u>7,419,424.64</u>
Office Furniture and Equipment, Net	<u>436,975.79</u>	<u>404,768.99</u>

NOTE 7. Income	2023	2022
7a) Membership Fees	1,120,464.88	1,161,135.92
7b) Events and Activities	106,798,577.60	59,527,468.08
7c) Publicity and Marketing Right	81,809,000.01	22,615,328.55
7e) Bank interests	195,803.91	217,626.99
7f) Anti Doping Test Fee Income	3,791,127.78	1,923,820.00
7g) Income from International Transfers of Athletes (ITC)	14,909,935.00	2,182,362.70
7h) Income from Donations	3,716,732.40	1,804,270.86
7i) Other Income	4,189,585.92	1,590,668.90
	216,531,227.50	91,022,682.00

NOTE 9.	2023	2022
Sport Equipment Inventory		
Volleyball Supplies	38,297,732.76	33,610,070.12
Volleyball Supplies	38,775,858.87	2,860,598.35
AJDR Beach Volleyball Games Lines Inventory	733,759.18	511,761.27
Berlinger Anti Doping Kits Inventory	54,844.99	54,844.99
Mizuno Uniforms Inventory	162,615.60	162,615.60
Jenling Equipment Inventory	2,328,093.53	2,328,093.53
Gerflor and Sport Court Inventory	18,482,195.82	13,270,834.77
Referre's Uniform Inventory	41,933.06	41,933.06
Antennas Tanden Inventory	0.00	66,806.86
Mizuno USA Uniform Inventory	7,427,538.81	7,427,538.81
Senoh Inventory	362,374.22	362,374.21
Norvo Inventory	3,319,707.19	4,413,207.74
Sub-Total	109,986,654.03	65,110,679.30
Sport Equipment Provision	(19,991,188.35)	(16,405,683.73)
Total Sport Equipment Inventory	89,995,465.68	48,704,995.57

ANNEXES



FIVBTM

FÉDÉRATION INTERNATIONALE
DE VOLLEYBALL

**NATIONAL FEDERATION DEBTS
AS OF APRIL 30, 2024**

CONFEDERATION NORCECA OF VOLLEYBALL
ACCOUNTS RECEIVABLE NATIONAL FEDERATION
TO APRIL 30, 2024
VALUES EXPRESSED IN US\$

FEDERATIONS	2023					2024				
	2023 AFFILIATION FEES	EVENTS AND OTHERS AT 31-12-2023	PAYMENT OF AFFILIATION FEE RECEIVED IN 2023	PAYMENT OF EVENTS AND OTHERS RECEIVED IN THE 2023	ACCOUNTS RECEIVABLE AT 12/31/2023	2024 AFFILIATION FEE	EVENTS AND OTHERS AT 04/30/2024	AFFILIATION FEE PAYMENT RECEIVED IN 2024	PAYMENT OF EVENTS AND OTHERS RECEIVED IN 2024	TOTAL ACCOUNTS RECEIVED AT 04/30/2024
ANGUILLA AMATEUR VOLLEYBALL FEDERATION	200.00	0.00	200.00	0.00	0.00	200.00	0.00	0.00	0.00	200.00
ANTIGUA & BARBUDA AMATEUR VOLLEYBALL ASSOCIATION	200.00	1,000.00	200.00	1,000.00	0.00	200.00	0.00	0.00	0.00	200.00
ARUBA VOLLEYBALL ASSOCIATION	200.00	600.00	0.00	800.00	0.00	200.00	0.00	0.00	295.20	-95.20
BAHAMAS VOLLEYBALL FEDERATION	400.00	0.00	400.00	0.00	0.00	400.00	0.00	0.00	0.00	400.00
BARBADOS VOLLEYBALL FEDERATION	400.00	20.00	420.00	0.00	0.00	400.00	0.00	0.00	450.00	-50.00
BELIZE VOLLEYBALL ASSOCIATION	400.00	1,018.34	400.00	1,019.00	-0.66	400.00	0.00	0.00	0.00	399.34
BERMUDAS VOLLEYBALL ASSOCIATION	200.00	0.00	200.00	0.00	0.00	200.00	0.00	0.00	0.00	200.00
BRITISH VIRGIN ISLAND AMATEUR VB. AS.	200.00	0.00	200.00	0.00	0.00	200.00	0.00	0.00	0.00	200.00
CAYMAN ISLANDS VOLLEYBALL FEDERATION	400.00	4,000.00	400.00	4,000.00	0.00	400.00	0.00	400.00	0.00	0.00
FEDERACION COSTARRICENSE DE VOLEIBOL	400.00	5,056.67	400.00	5,057.00	-0.33	400.00	0.00	400.00	0.00	-0.33
CURACAO	200.00	550.00	200.00	550.00	0.00	200.00	0.00	200.00	0.00	0.00
DOMINICA AMATEUR VOLLEYBALL ASSOCIATION	200.00	0.00	200.00	0.00	0.00	200.00	0.00	0.00	0.00	200.00
DUTCH ST. MAARTEN VOLLEYBALL ASSOCIATION	150.00	0.00	150.00	0.00	0.00	150.00	0.00	0.00	0.00	150.00
FEDERACION DOMINICANA DE VOLEIBOL	2,400.00	125,000.00	2,400.00	125,000.00	0.00	2,400.00	0.00	2,400.00	0.00	0.00
FEDERACION NACIONAL DE VOLEIBOL DE HONDURAS	400.00	2,450.00	400.00	2,450.00	0.00	400.00	0.00	0.00	0.00	400.00
FEDERACION SALVADOREÑA DE VOLEIBOL	400.00	400.00	400.00	400.00	0.00	400.00	0.00	400.00	0.00	0.00
GRENADA NATIONAL VOLLEYBALL ASSOCIATION	200.00	0.00	200.00	0.00	0.00	200.00	0.00	0.00	0.00	200.00
LIGUE GUADELOUPENNE DE VOLLEYBALL	300.00	37.00	273.00	0.00	64.00	300.00	0.00	365.00	0.00	-1.00
FEDERACION DE VOLEIBOL DE GUATEMALA	400.00	33,676.44	400.00	11,084.00	22,592.44	400.00	0.00	400.00	0.00	22,592.44
JAMAICA VOLLEYBALL ASSOCIATION	400.00	3,524.59	400.00	0.00	3,524.59	400.00	0.00	0.00	0.00	3,924.59
LIGUE DE VOLLEYBALL DE MARTINIQUE	300.00	0.00	300.00	0.00	0.00	300.00	0.00	0.00	0.00	300.00
FEDERACION MEXICANA DE VOLEIBOL	2,400.00	201,500.00	0.00	200,000.00	3,900.00	2,400.00	0.00	2,400.00	5,493.00	-1,593.00
FEDERACION PUERTORRIQUEÑA DE VOLEIBOL	2,400.00	145,000.00	2,400.00	145,000.00	0.00	2,400.00	0.00	2,400.00	0.00	0.00
CANADA VOLLEYBALL ASSOCIATION	2,400.00	269,000.00	2,400.00	263,500.00	5,500.00	2,400.00	0.00	2,400.00	779.00	4,721.00
MONSERRAT VOLLEYBALL ASSOCIATION	200.00	0.00	200.00	0.00	0.00	200.00	0.00	0.00	0.00	200.00
FEDERACION NICARAGUENSE DE VOLEIBOL	400.00	3,100.00	400.00	1,600.00	1,500.00	400.00	0.00	400.00	0.00	1,500.00
FEDERACION PANAMEÑA DE VOLEIBOL	400.00	0.00	400.00	0.00	0.00	400.00	0.00	0.00	0.00	400.00
SABA VOLLEYBALL ASSOCIATION	150.00	0.00	150.00	0.00	0.00	150.00	0.00	0.00	0.00	150.00
ST. EUSTATIUS AMATEUR VOLLEYBALL AS.	150.00	0.00	150.00	0.00	0.00	150.00	0.00	0.00	0.00	150.00
ST. KITTS AMATEUR VOLLEYBALL ASSOCIATION	400.00	1,052.25	400.00	1,052.25	0.00	400.00	0.00	0.00	0.00	400.00
ST. LUCIA AMATEUR VOLLEYBALL ASSOCIATION	400.00	300.00	400.00	300.00	0.00	400.00	0.00	400.00	0.00	0.00
FEDERATION HAITIENNE DE VOLLEYBALL	200.00	0.00	200.00	0.00	0.00	200.00	0.00	200.00	0.00	0.00
FRENCH ST. MARTIN VOLLEYBALL ASSOCIATION	150.00	0.00	150.00	0.00	0.00	150.00	0.00	0.00	0.00	150.00
ST. VINCENT VOLLEYBALL ASSOCIATION	200.00	0.00	200.00	0.00	0.00	200.00	0.00	0.00	0.00	200.00
SURINAAMSE VOLLEYBALL BOND	200.00	4,890.20	0.00	5,090.20	0.00	200.00	0.00	0.00	909.80	-709.80
TRINIDAD & TOBAGO VOLLEYBALL FEDERATION	400.00	4,712.08	400.00	0.00	4,712.08	400.00	500.00	0.00	5,112.08	500.00
TURK AND CAICOS VOLLEYBALL ASSOCIATION	150.00	450.00	0.00	600.00	0.00	150.00	0.00	0.00	0.00	150.00
TOTAL USD\$	18,950.00	807,337.57	15,993.00	768,502.45	41,792.12	18,950.00	500.00	12,765.00	13,039.08	35,438.04



FIVBTM

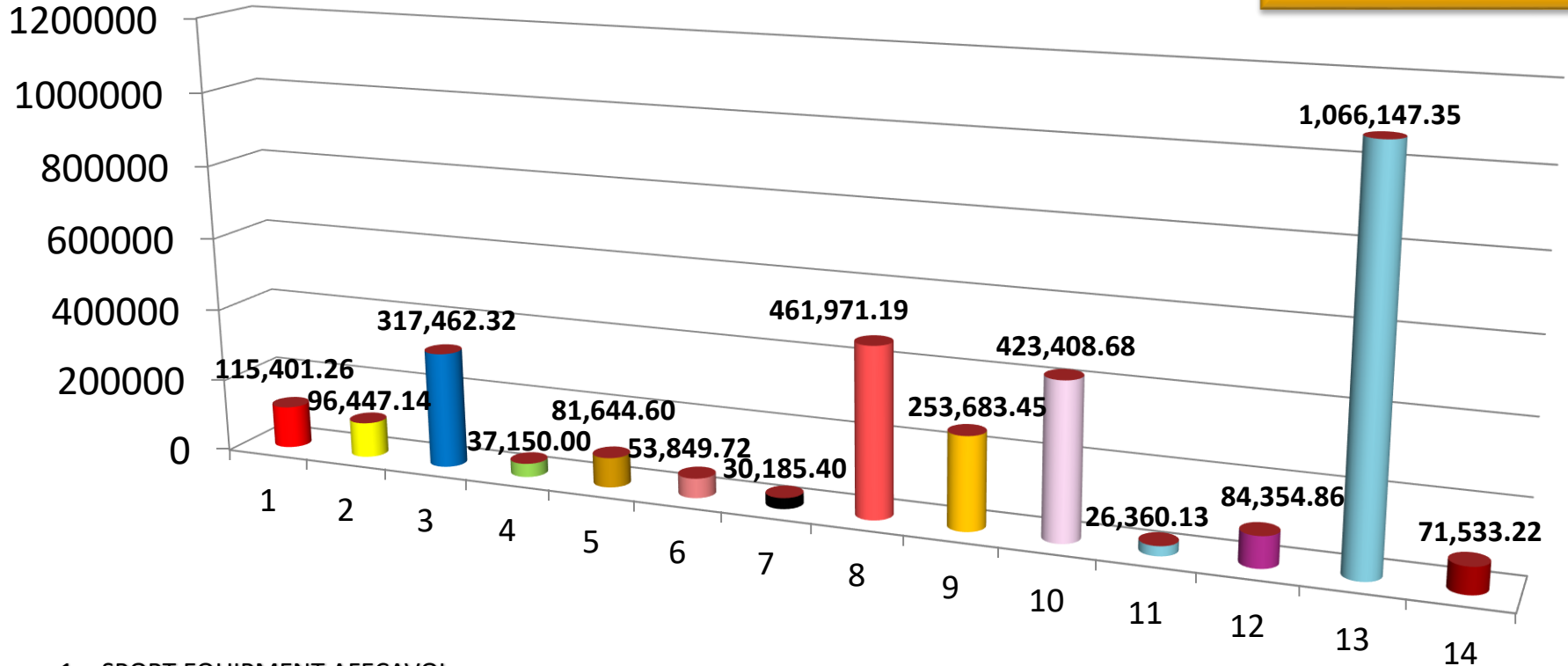
FÉDÉRATION INTERNATIONALE
DE VOLLEYBALL

DEVELOPMENT PLAN

JANUARY-DECEMBER, 2023

TOTAL USD\$

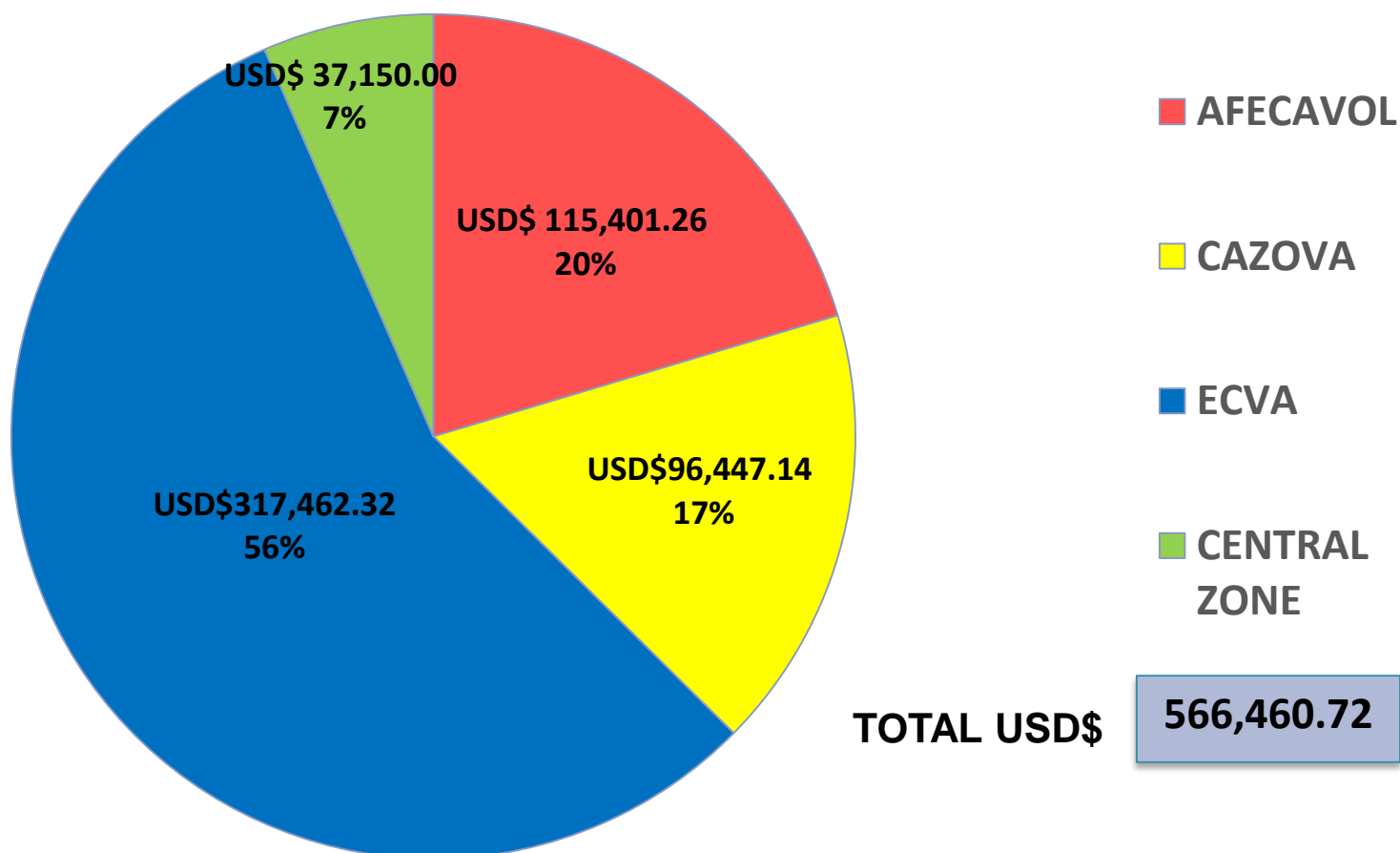
3,119,599.32



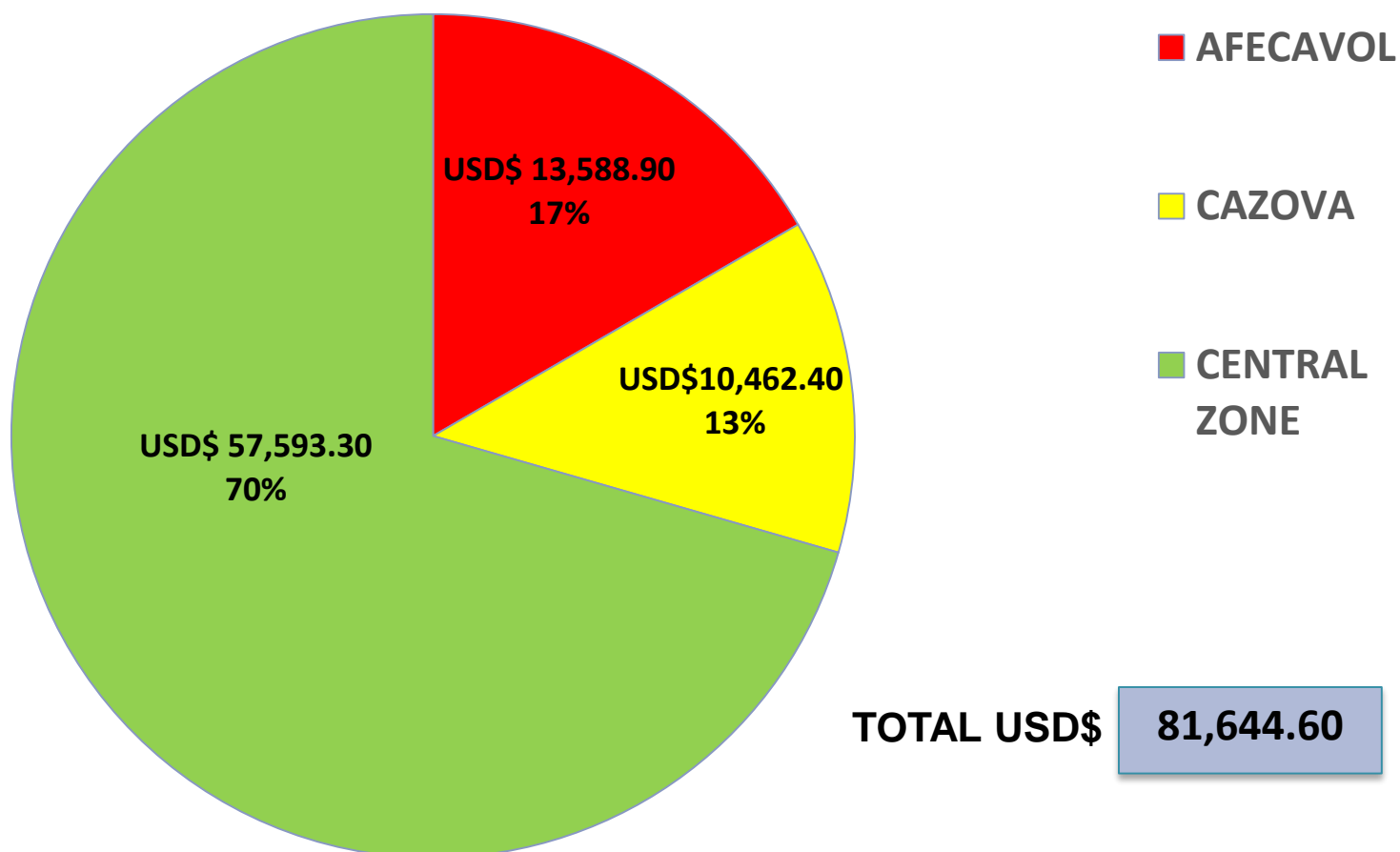
1. SPORT EQUIPMENT AFECVOL
2. SPORT EQUIPMENT CAZOVA
3. SPORT EQUIPMENT ECVA
4. SPORT EQUIPMENT CENTRAL ZONE
5. SPORT EQUIPMENT USED IN EVENTS
6. VOLLEYBALL DEVELOPMENT
7. SCHOOL VOLLEYBALL PROGRAMS

8. YOUTH AND JUNIOR PROGRAMS
9. SENIOR TOURNAMENTS
10. CONTINENTAL TOUR BEACH VOLLEYBALL
11. FIVB REGIONAL DEVELOPMENT CENTERS
12. VOLLEYBALL INSTRUCTORS
13. SPORT COURT SURFACE
14. CONGRESS, ASSEMBLIES, MEETINGS AND OTHER EXPENSES

SPORTS EQUIPMENTS BY ZONAL ASSOCIATION JANUARY-DECEMBER, 2023



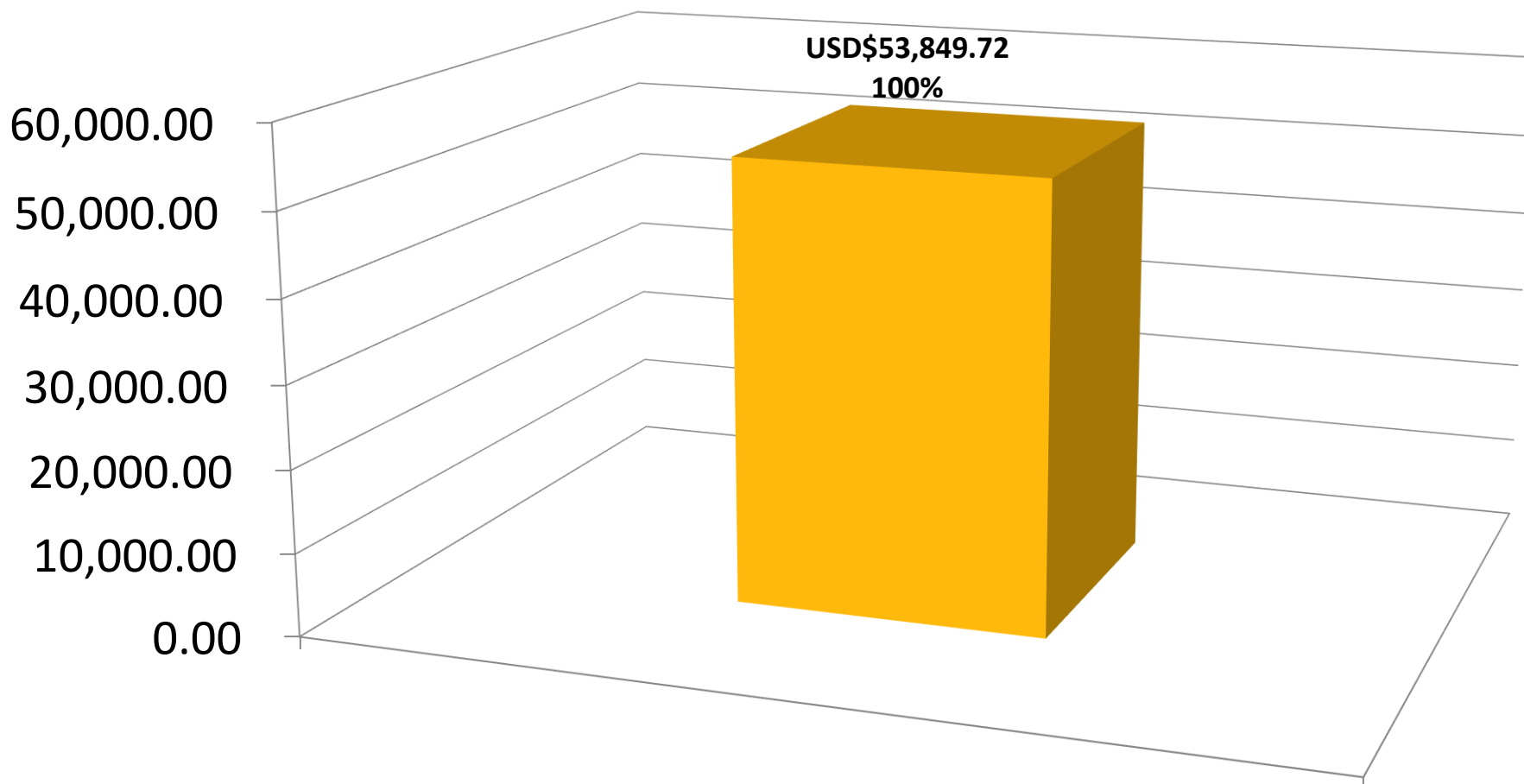
SPORTS EQUIPMENTS USED IN EVENTS AND OTHERS JANUARY-DECEMBER, 2023



VOLLEYBALL DEVELOPMENT EQUIPMENT JANUARY-DECEMBER, 2023

TOTAL USD\$

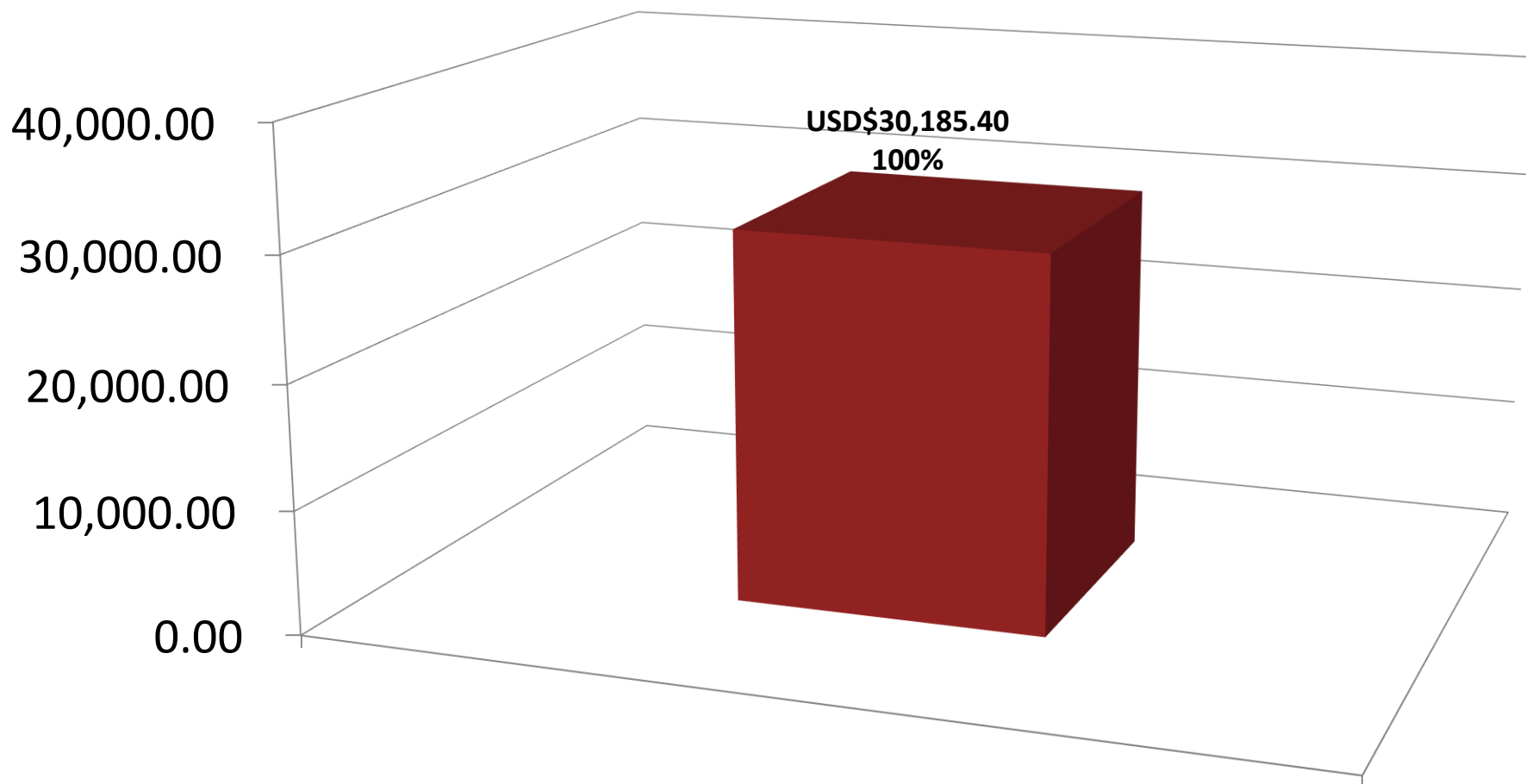
53,849.72



SCHOOL VOLLEYBALL PROGRAMS JANUARY-DECEMBER, 2023

TOTAL USD\$

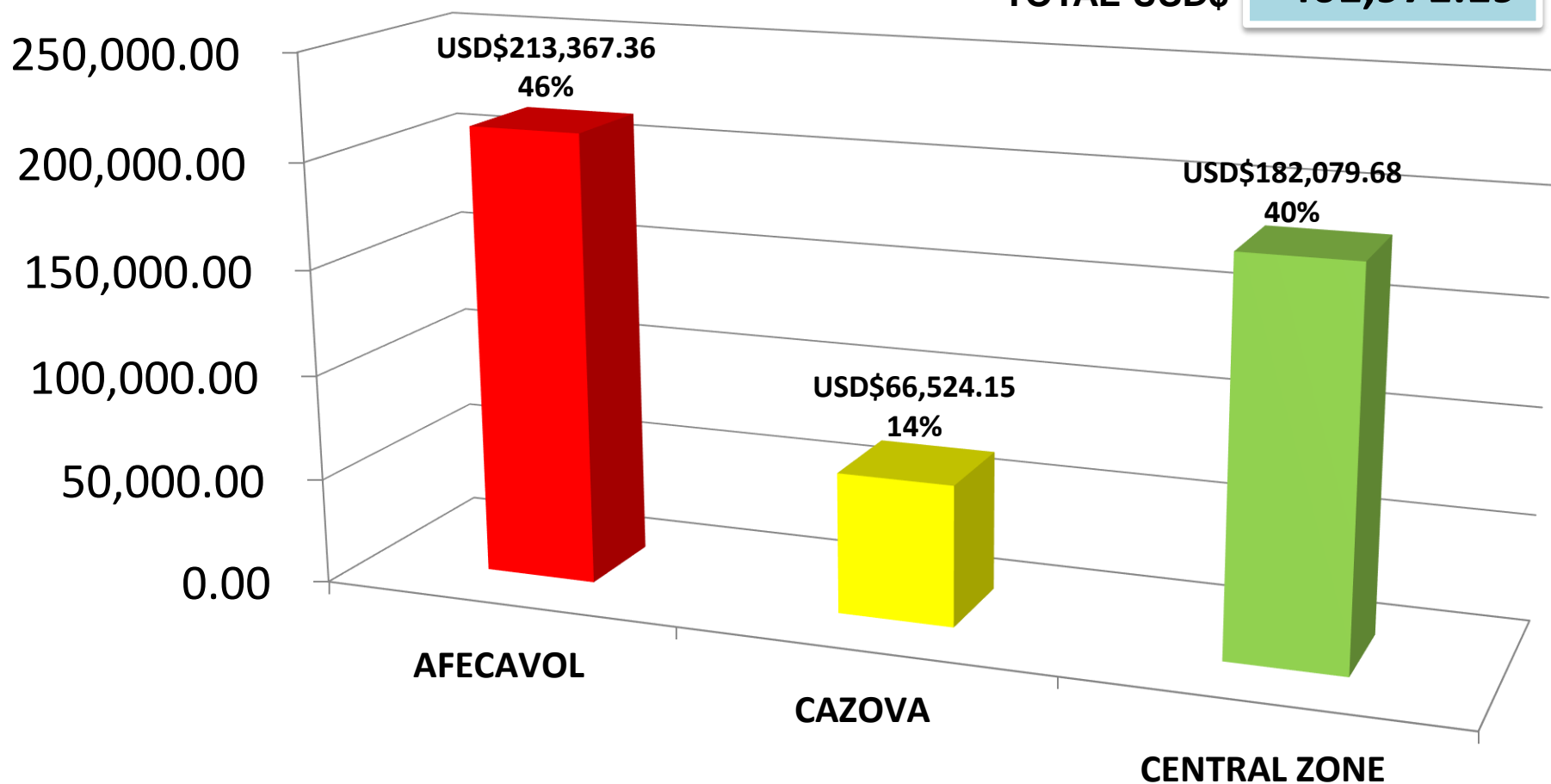
30,185.40



YOUTH AND JUNIOR PROGRAMNS FINANCIAL SUPPORT AND AIRLINE TICKETS JANUARY-DECEMBER, 2023

TOTAL USD\$

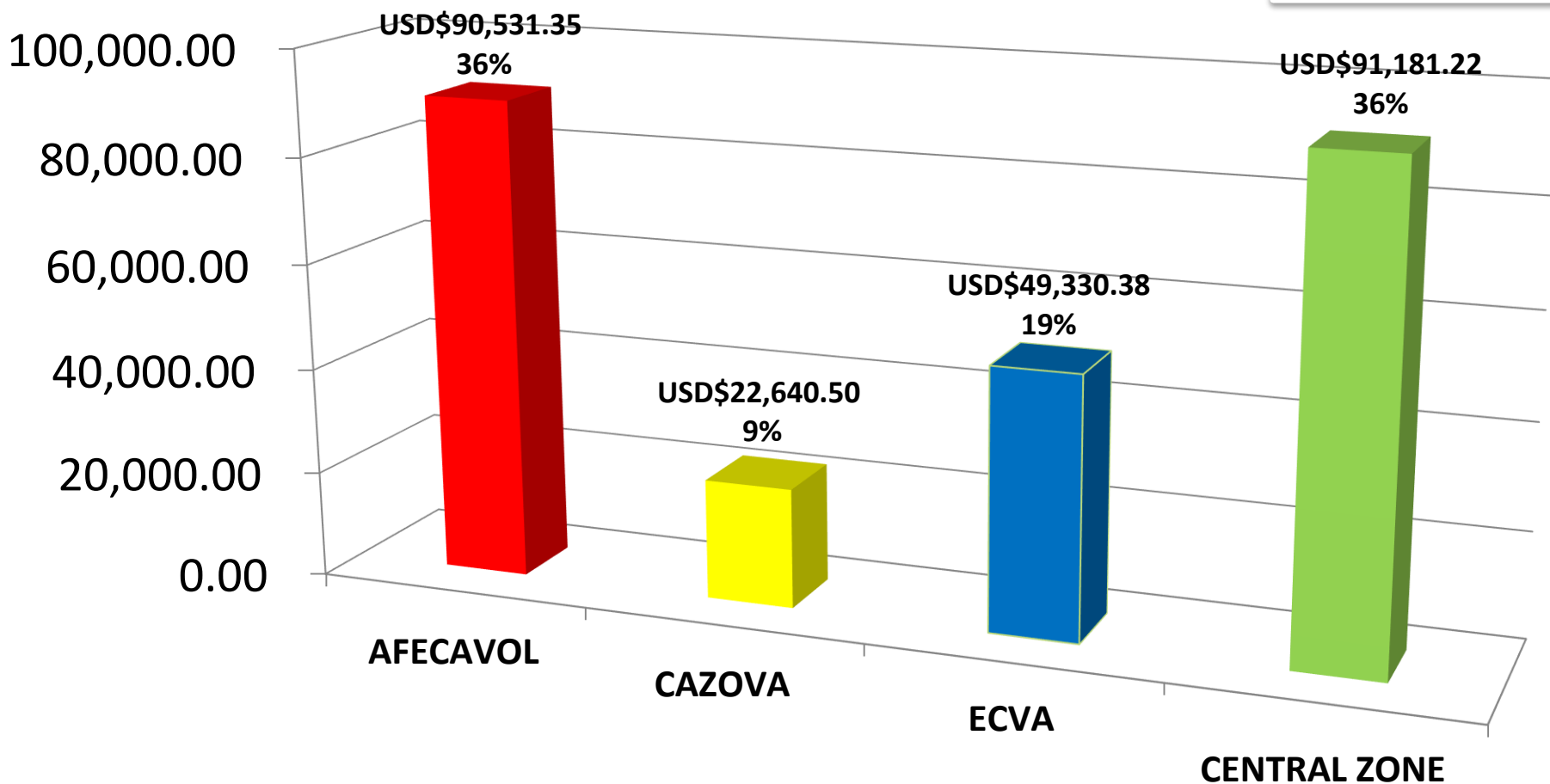
461,971.19



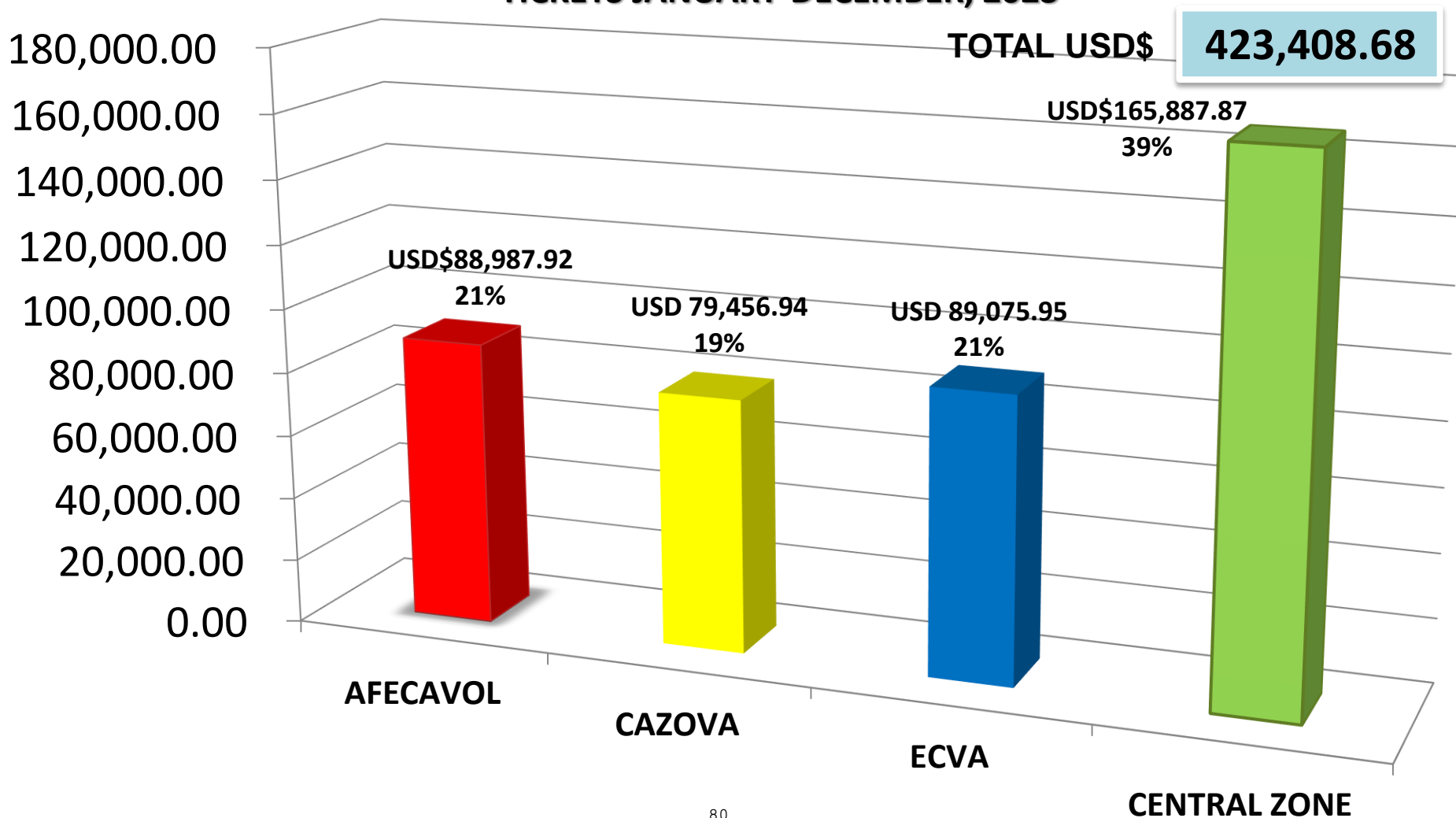
SENIOR TOURNAMENTS FINANCIAL SUPPORT AND AIRLINE TICKETS JANUARY-DECEMBER, 2023

TOTAL USD\$

253,683.45

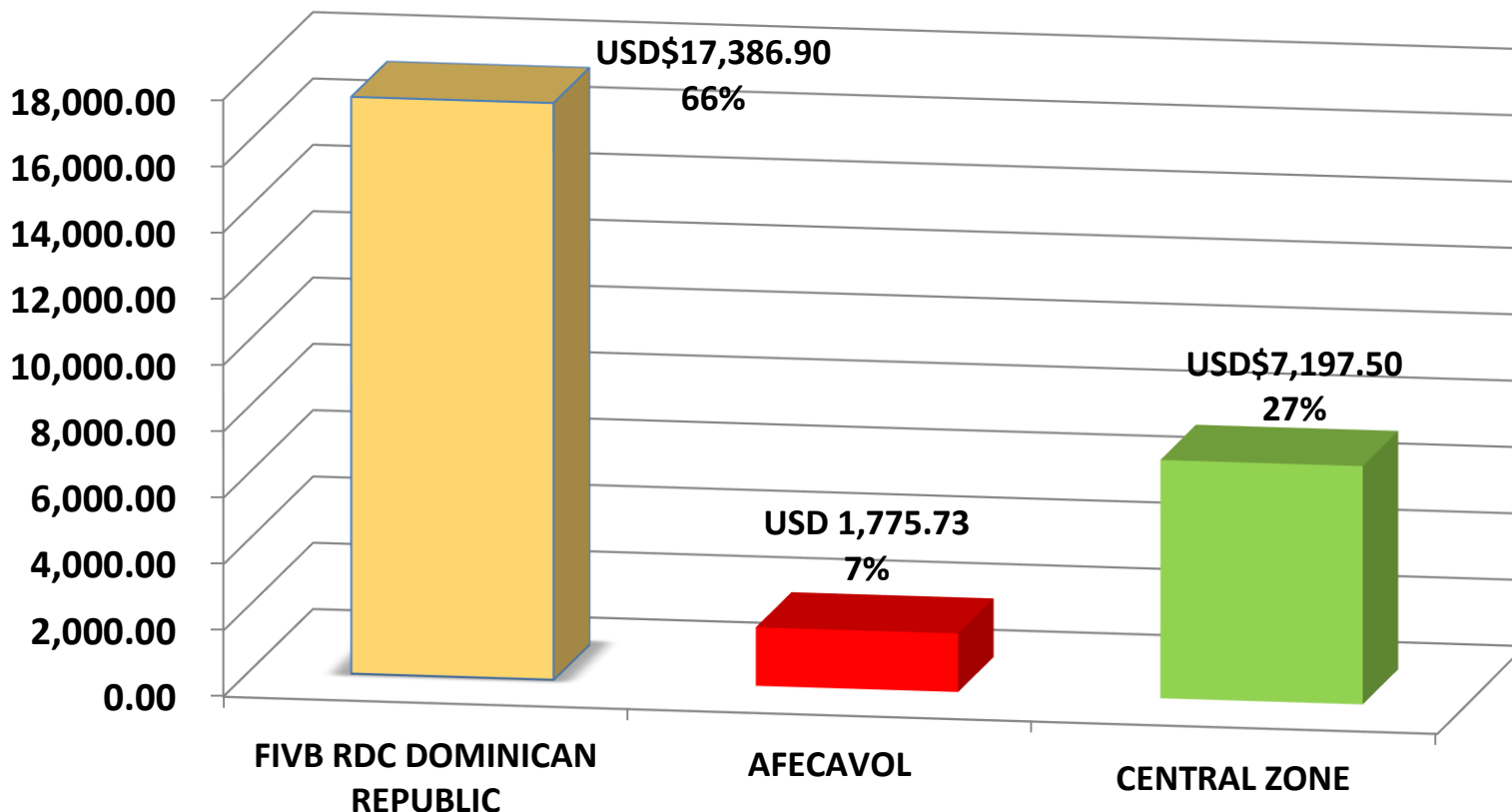


BEACH VOLLEYBALL CONTINENTAL TOUR FINANCIAL SUPPORT AND AIRLINE TICKETS JANUARY-DECEMBER, 2023

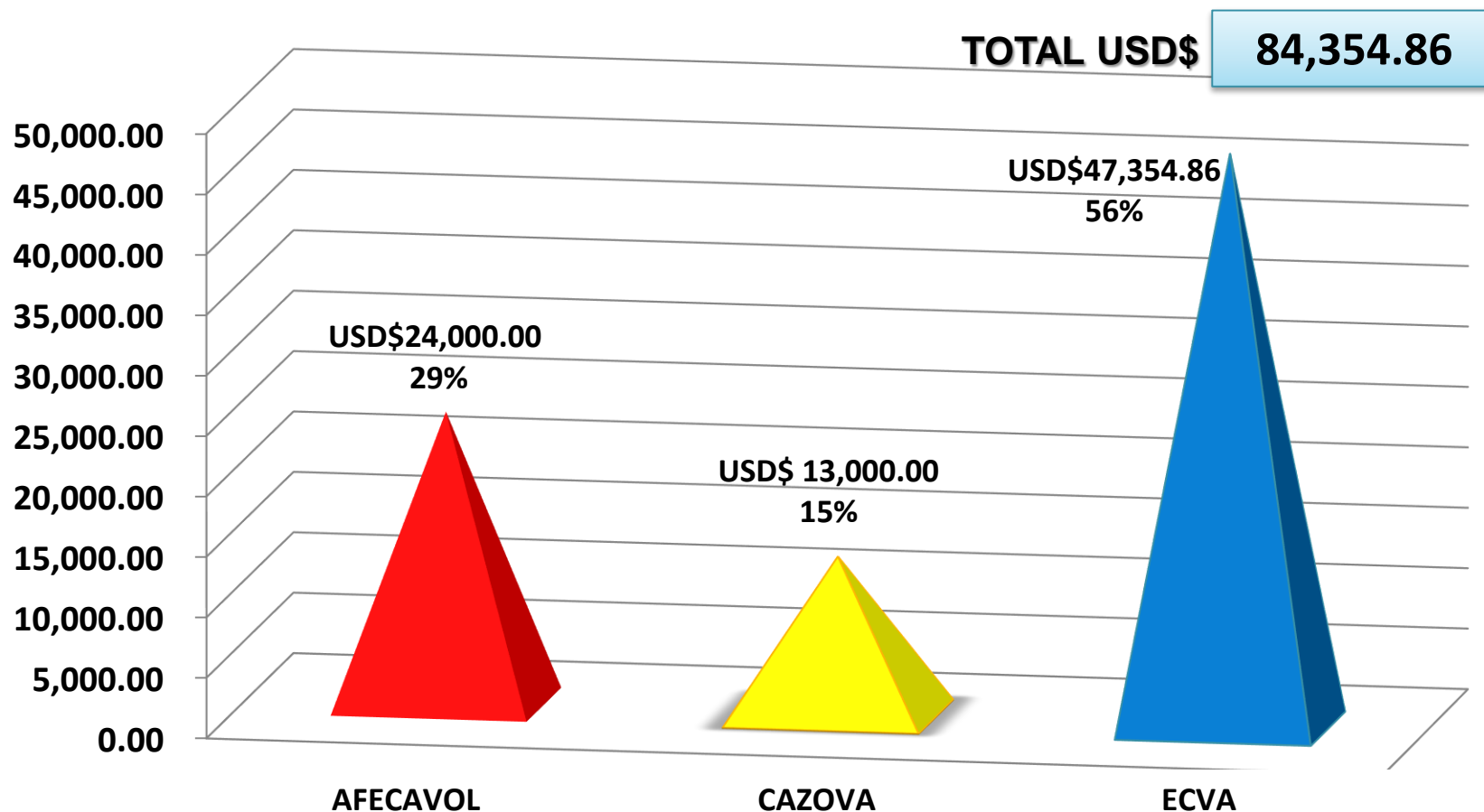


**FIVB REGIONAL DEVELOPMENT CENTER
JANUARY-DECEMBER, 2023**

TOTAL USD\$ 26,360.13



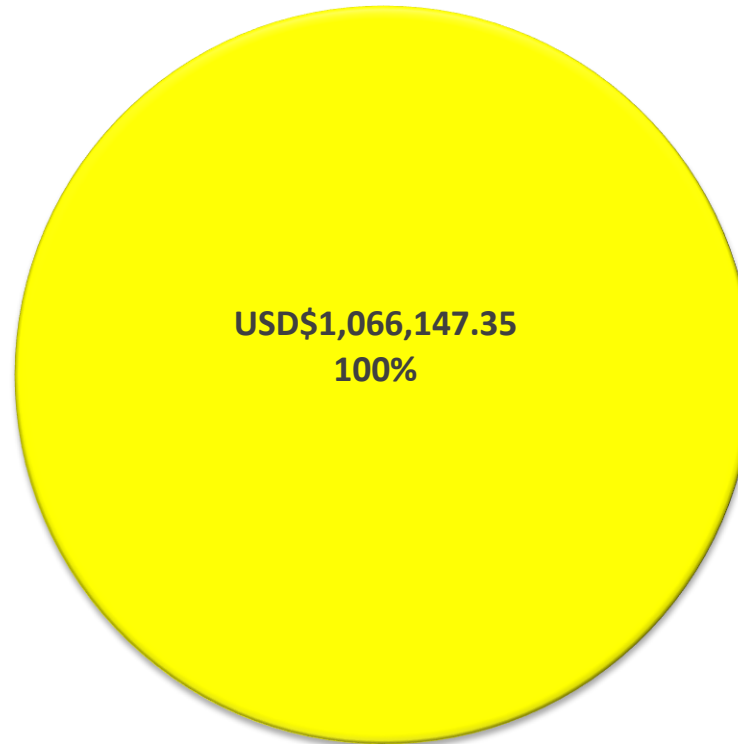
VOLLEYBALL INSTRUCTOR JANUARY-DECEMBER, 2023



**SPORT COURT SURFACE
JANUARY-DECEMBER, 2023**

TOTAL USD\$

1,066,147.35

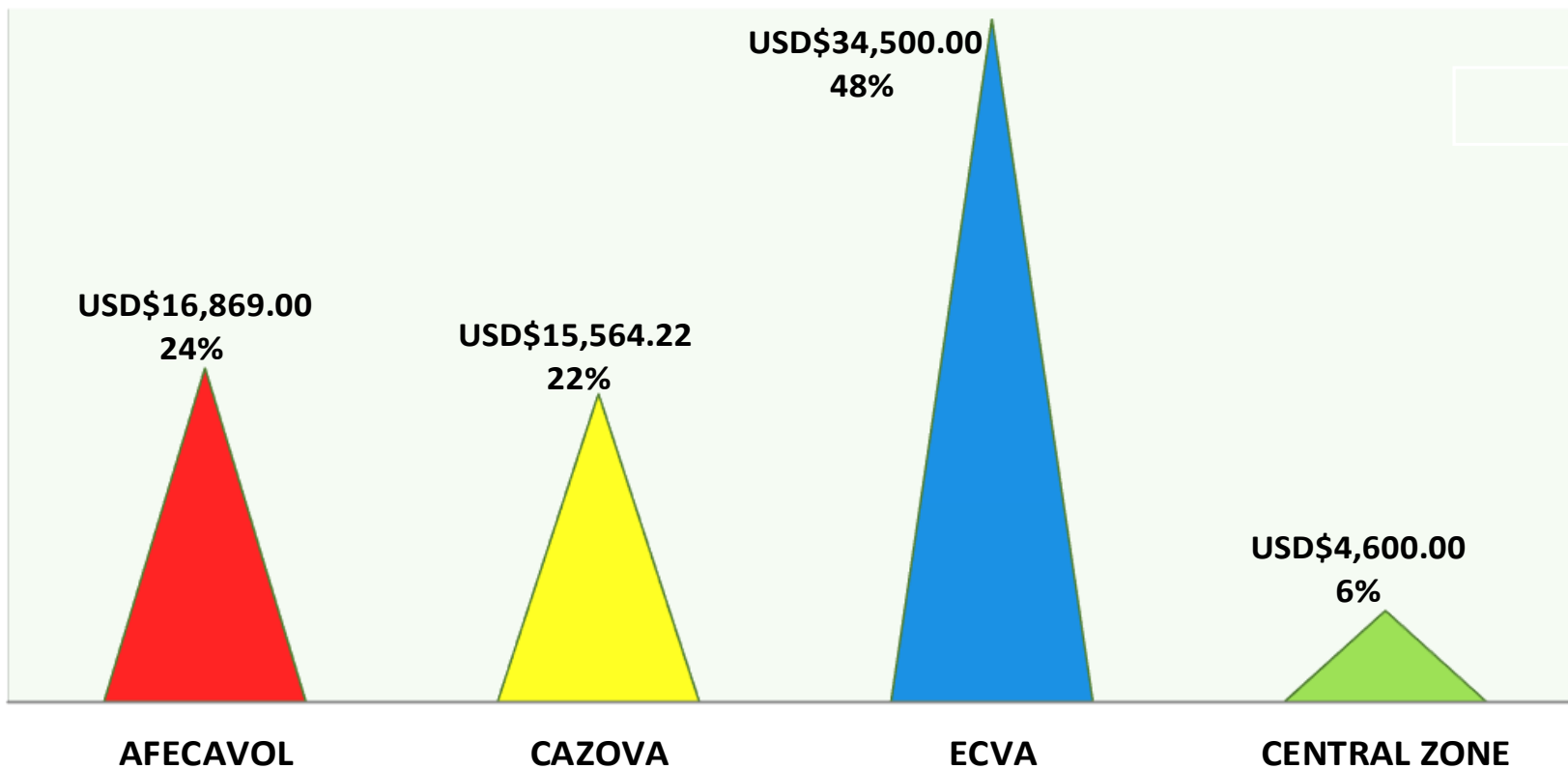


CAZOVA

**CONGRESS, ASSEMBLIES, MEETINGS
AND OTHER EXPENSES
JANUARY-DECEMBER, 2023**

TOTAL

71,533.22



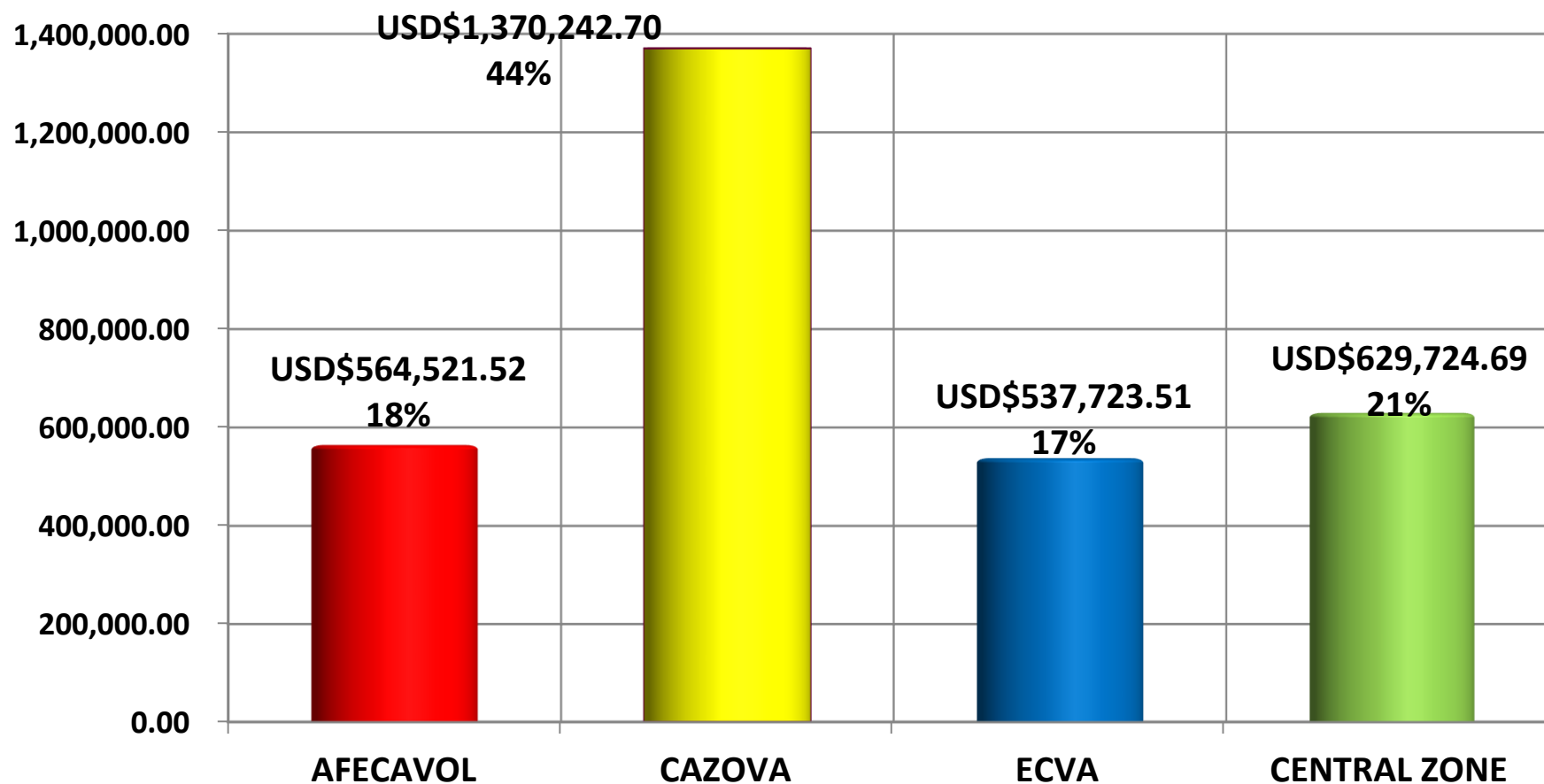


2023 ECONOMICAL ASSISTANCE BY ZONAL ASSOCIATION

ECONOMICAL ASSISTANCE BY ZONAL ASSOCIATION 2023

TOTAL USD\$

3,102,212.42



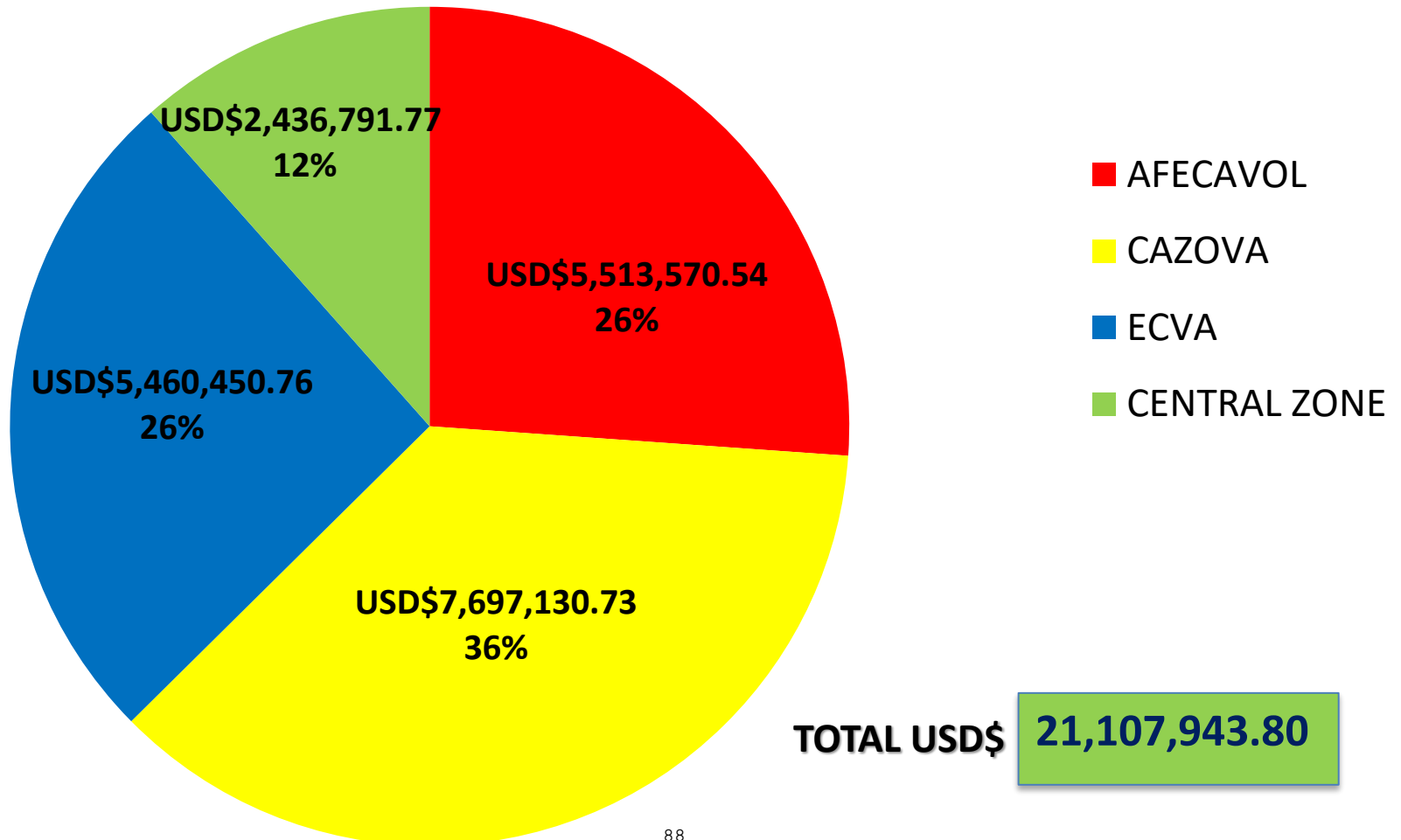


FIVBTM

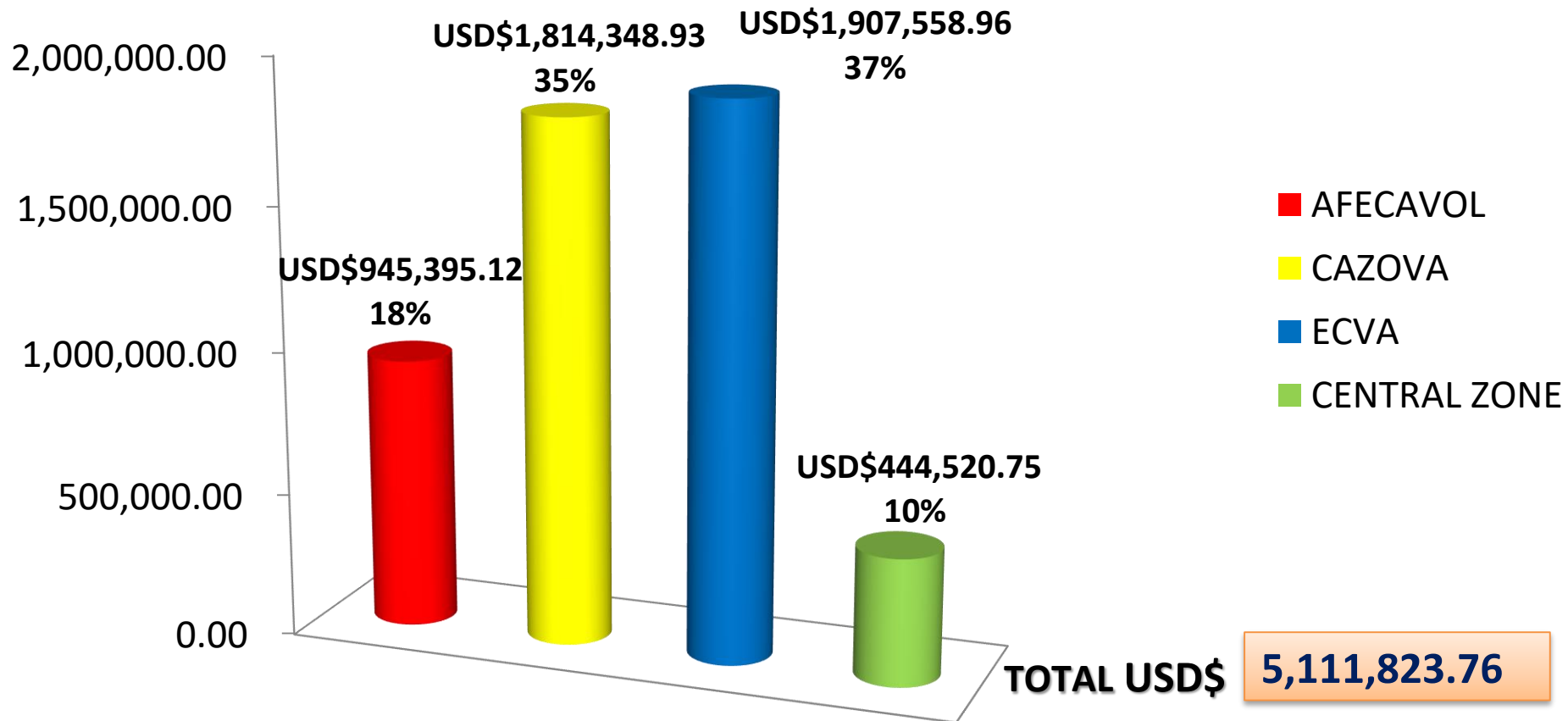
FÉDÉRATION INTERNATIONALE
DE VOLLEYBALL

FINANCIAL INVESTMENT ZONAL ASSOCIATION 2010-2023

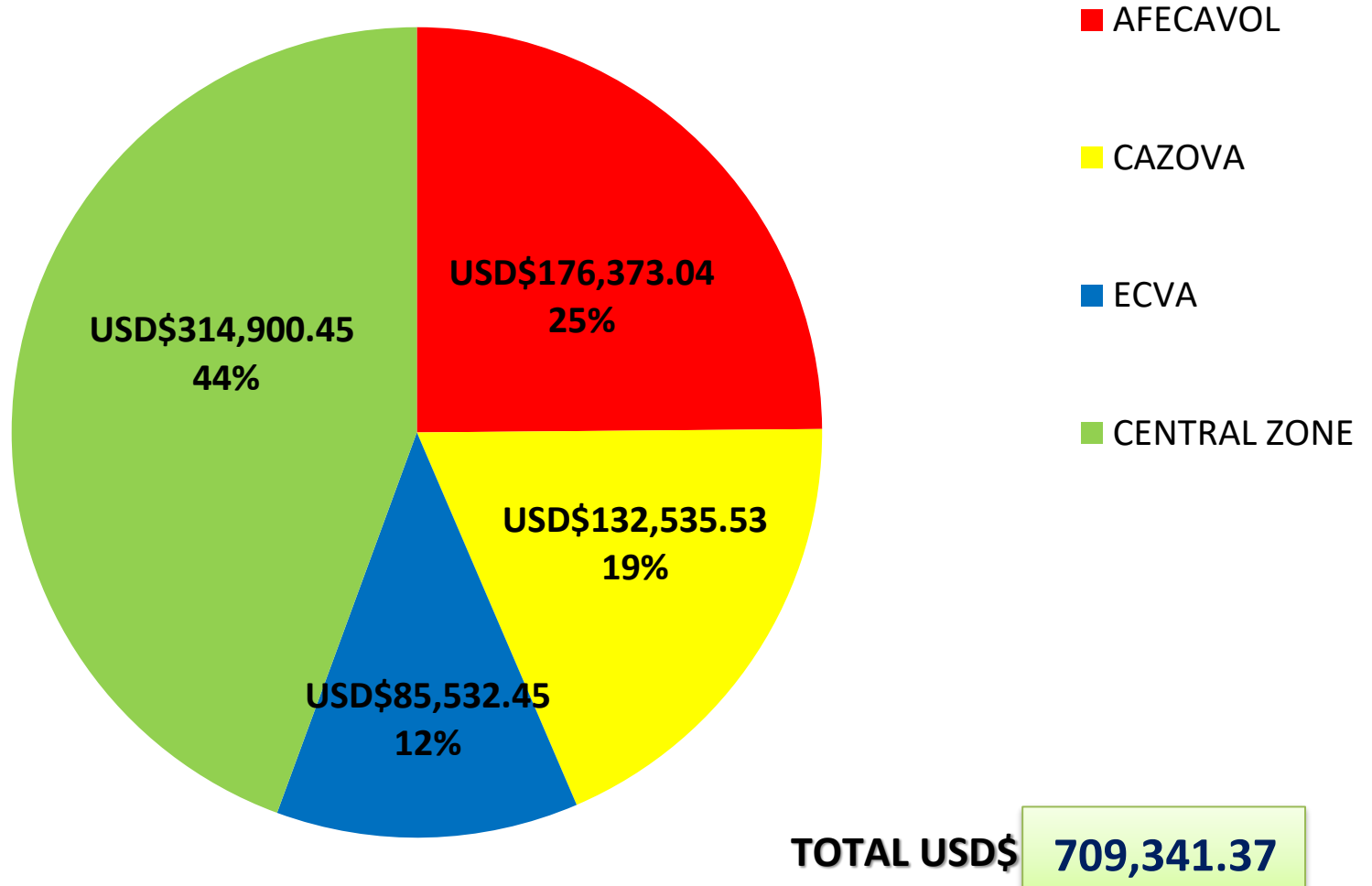
**TOTAL INVESTMENT FINANCIAL SUPPORT, EQUIPMENT
AND AIRLINE TICKETS TO ZONAL ASSOCIATION 2010 -2023**



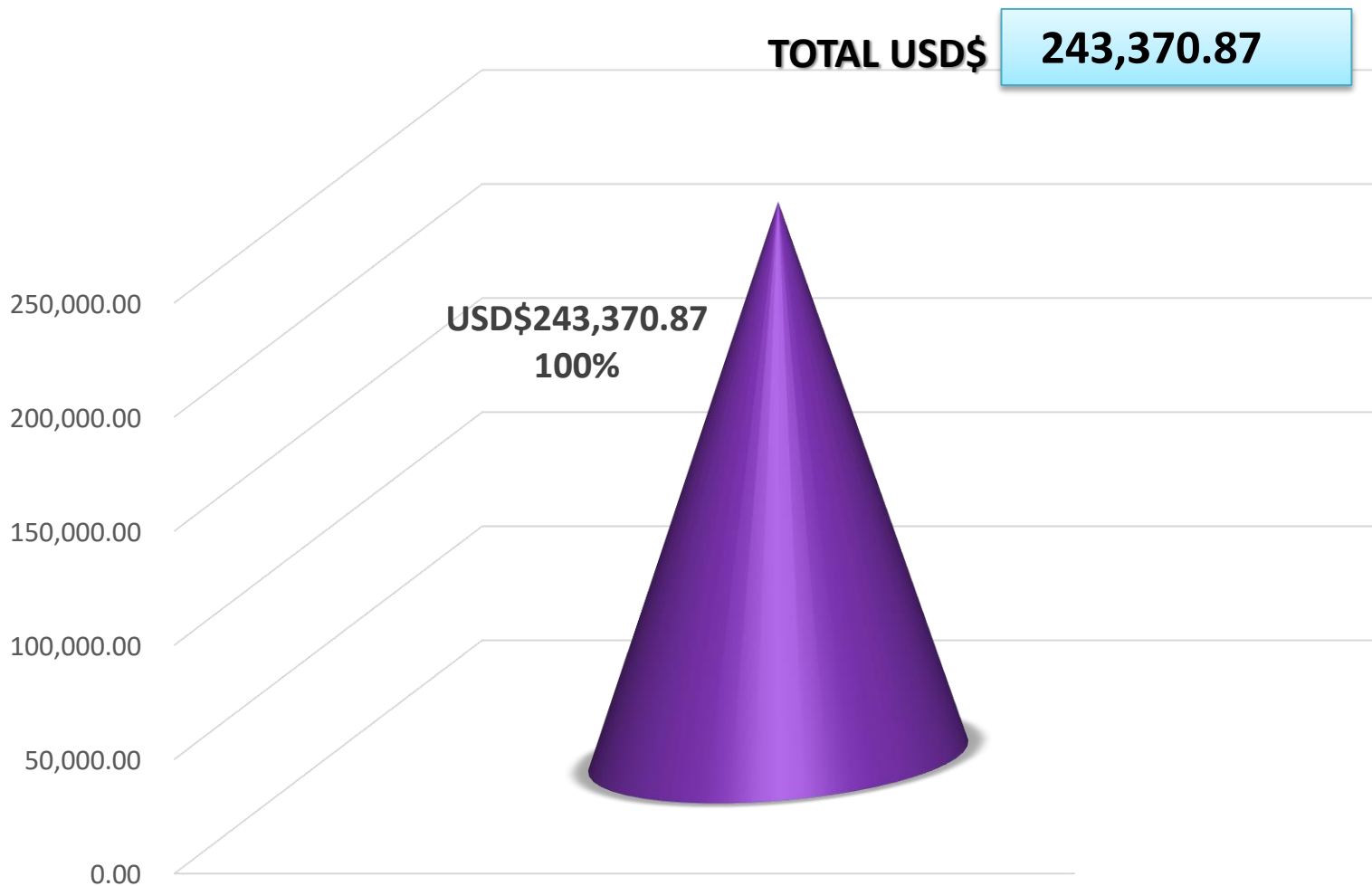
SPORT EQUIPMENT ANNUAL ALLOCATION 2010-2023



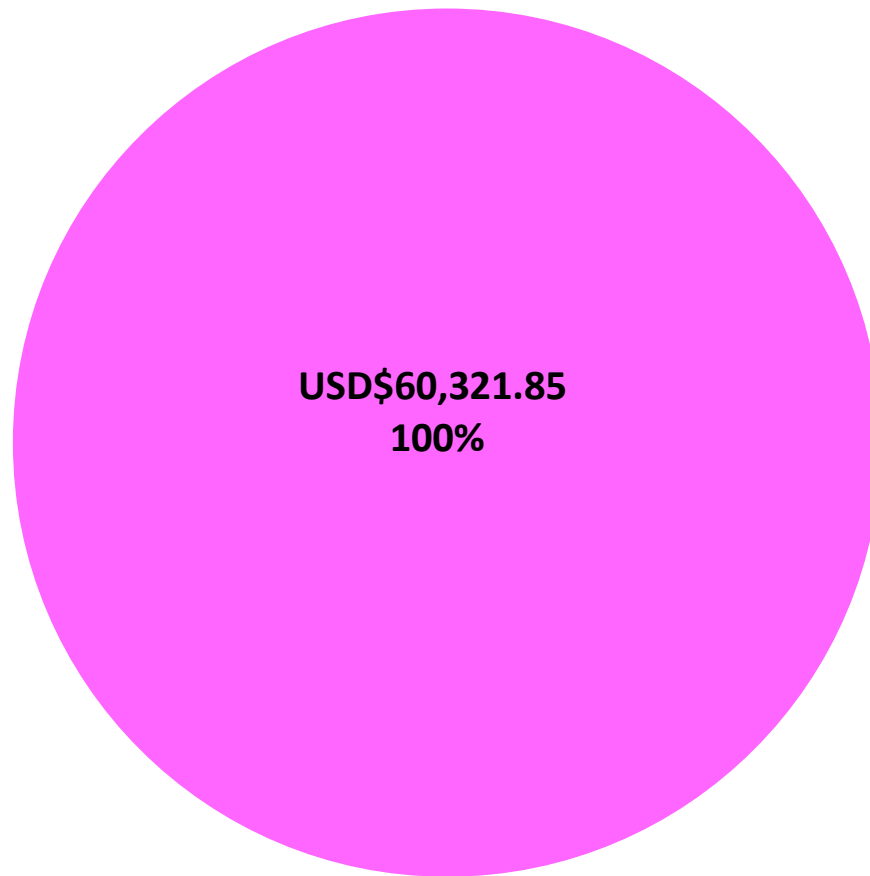
SPORT EQUIPMENT USED IN EVENTS AND OTHERS 2010-2023



VOLLEYBALL DEVELOPMENT EQUIPMENT 2010-2023



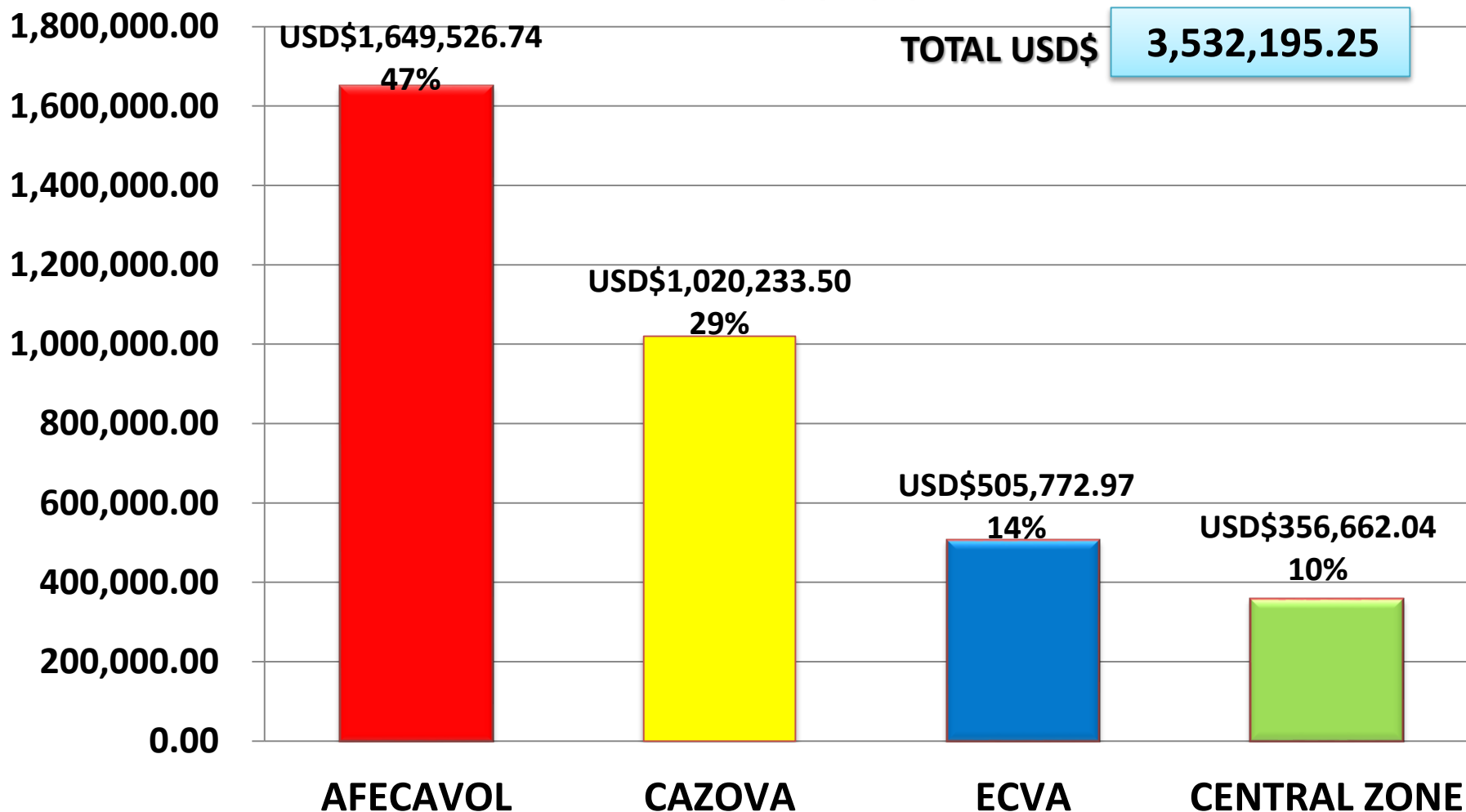
SCHOOL VOLLEYBALL PROGRAMS 2010-2023



TOTAL USD \$

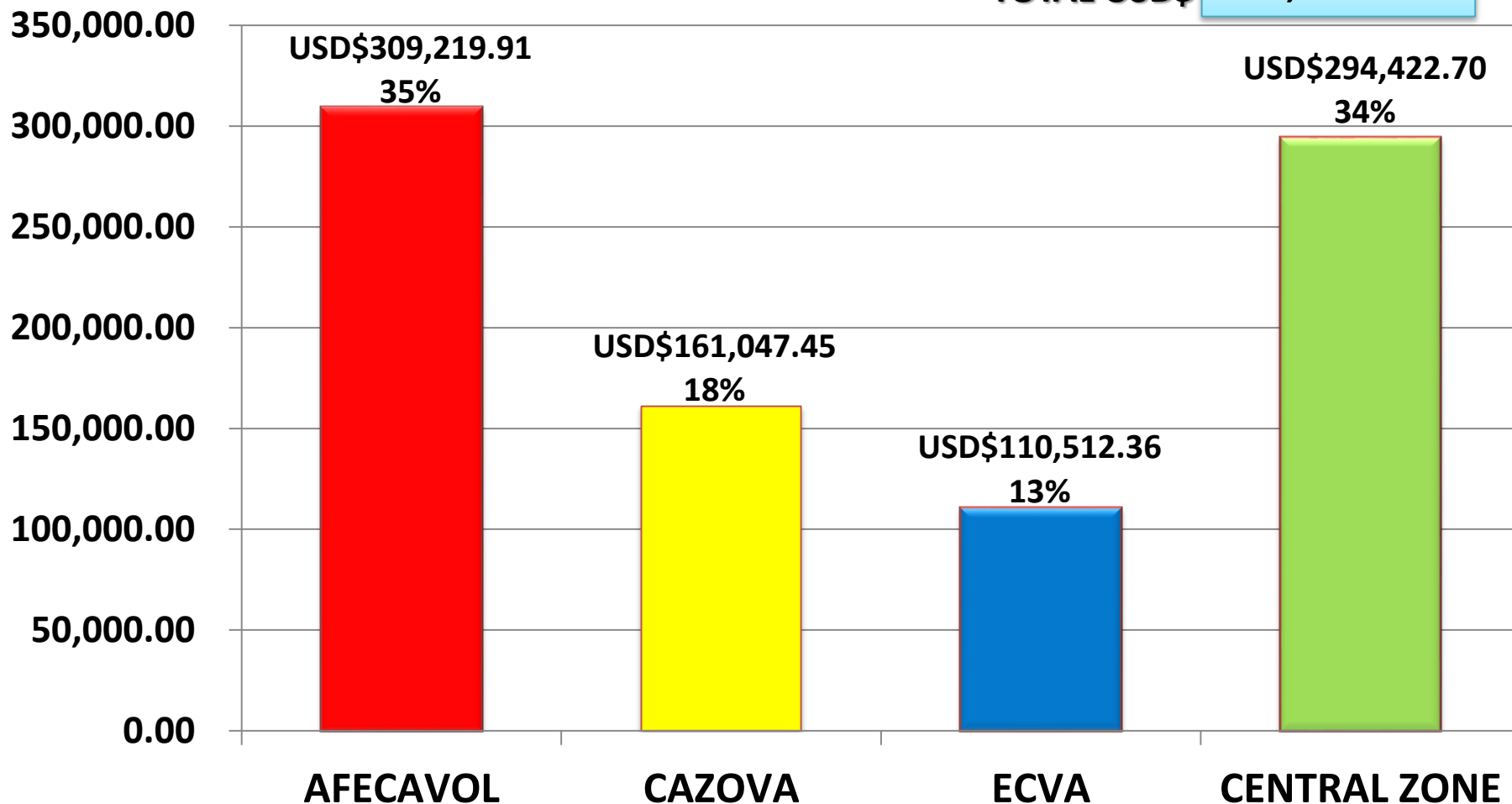
60,321.85

**YOUTH & JUNIOR PROGRAMS FINANCIAL SUPPORT AND AIRLINE TICKETS
2010-2023**

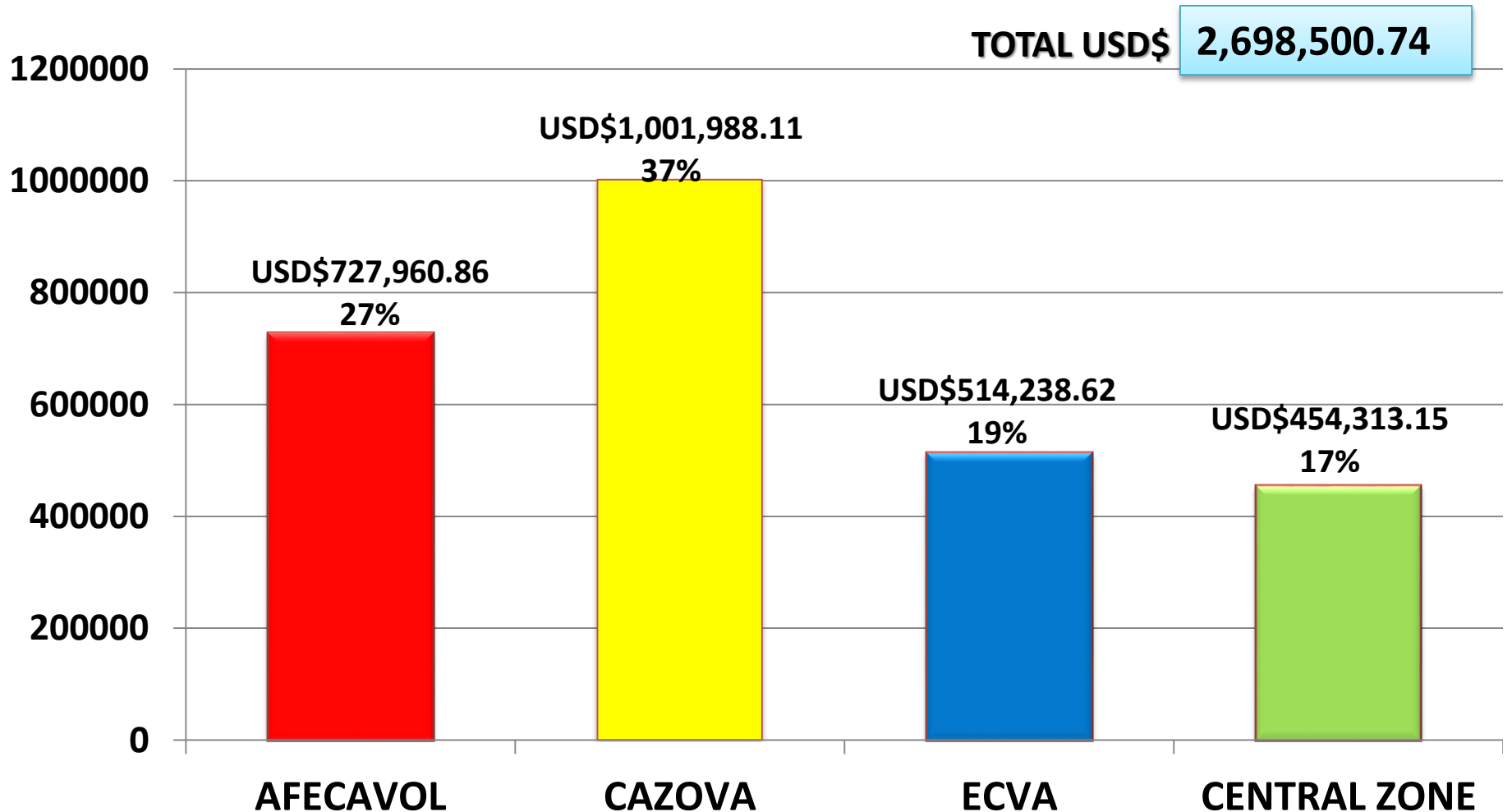


**SENIOR TOURNAMENT FINANCIAL SUPPORT AND
AIRLINE TICKETS 2010-2023**

TOTAL USD\$ 875,202.42

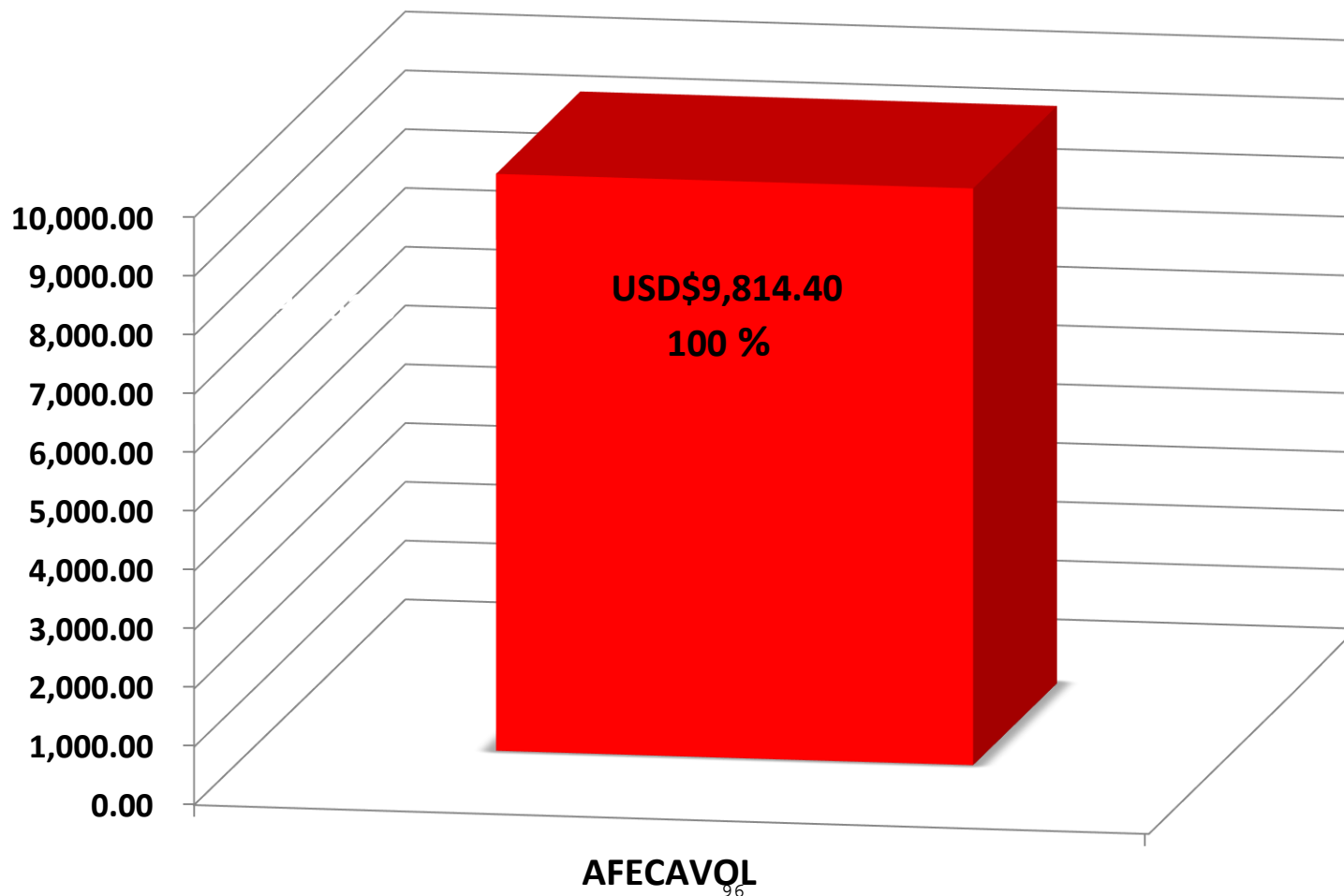


**BEACH VOLLEYBALL CONTINENTAL TOUR FINANCIAL
SUPPORT AND AIRLINE TICKETS 2010-2023**



FIVB WORLD CHAMPIONSHIP BEACH VOLLEYBALL 2010-2021

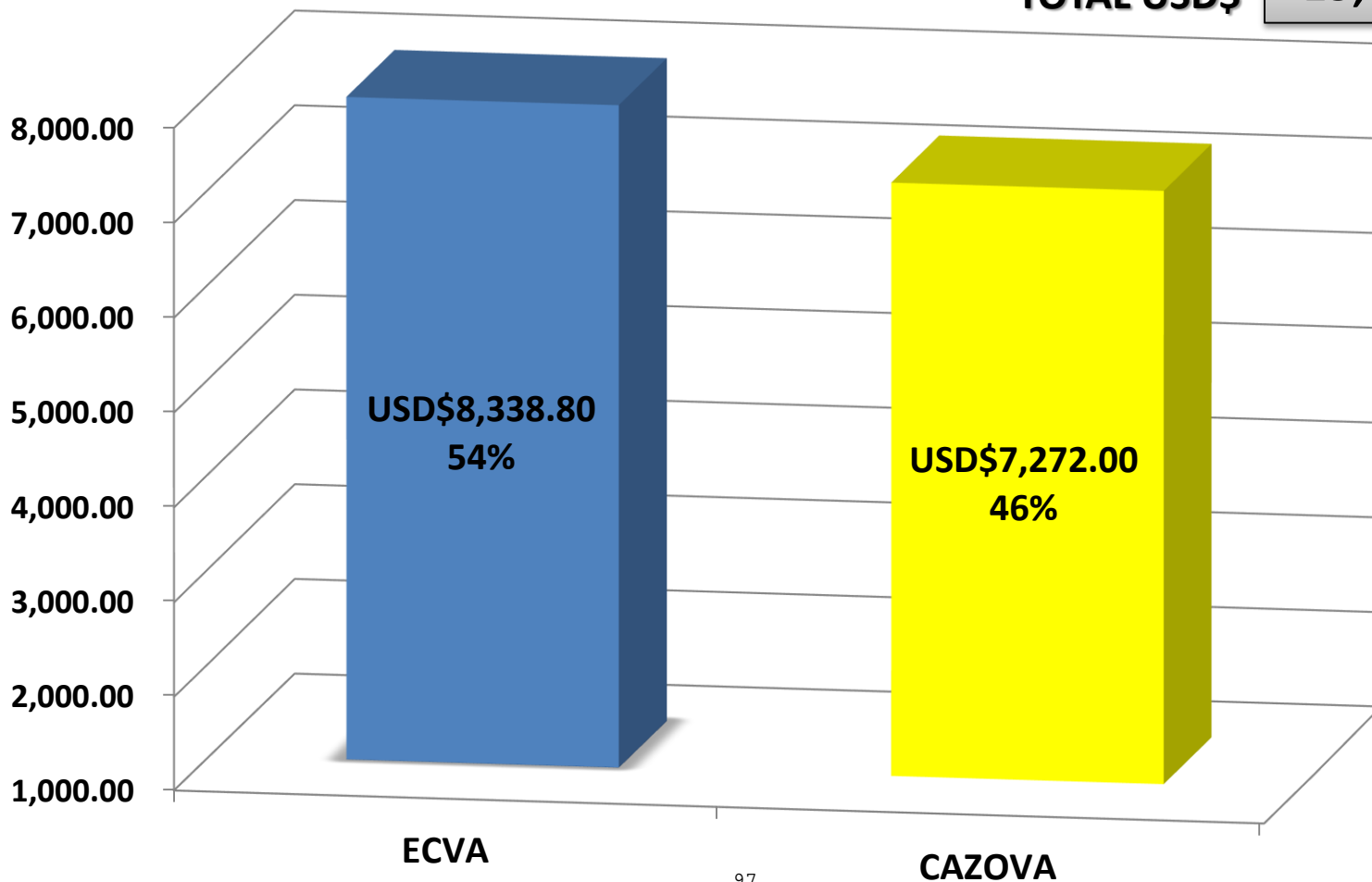
TOTAL USD\$ **9,814.40**



BEACH VOLLEYBALL YOUTH QUALIFIER 2010-2021

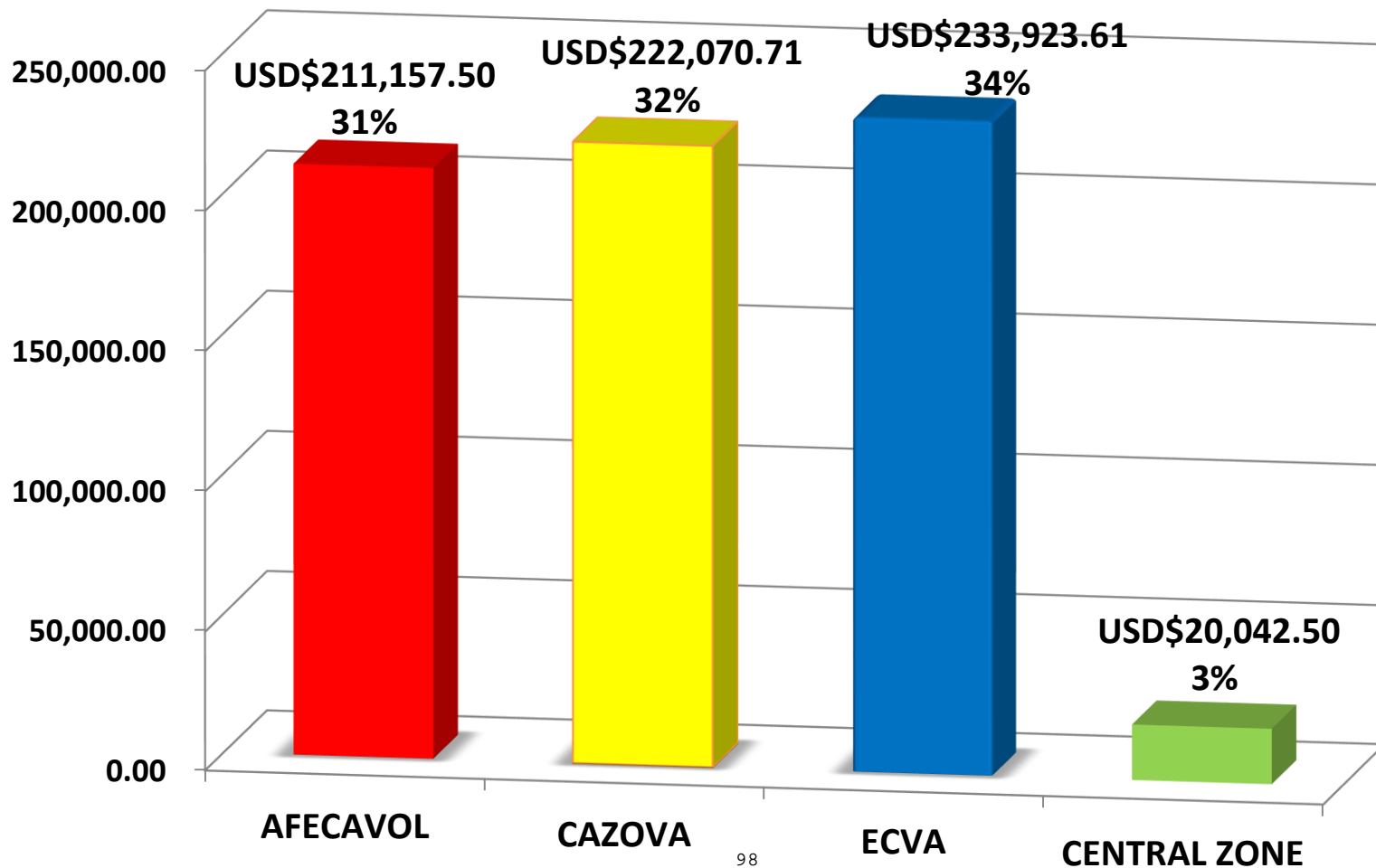
TOTAL USD\$

15,610.80

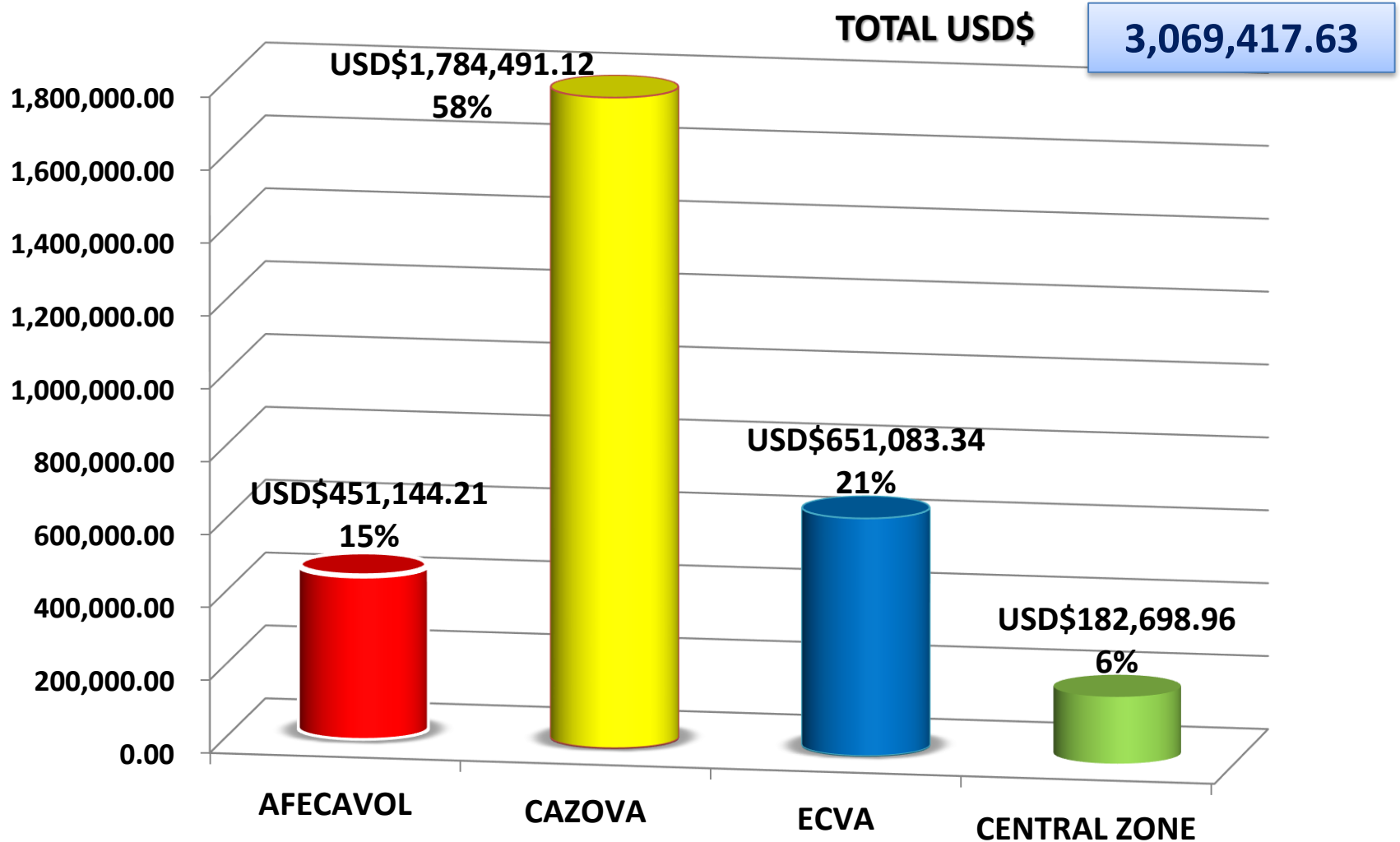


COURSES AND SEMINARS 2010-2023

TOTAL USD\$ 687,194.32



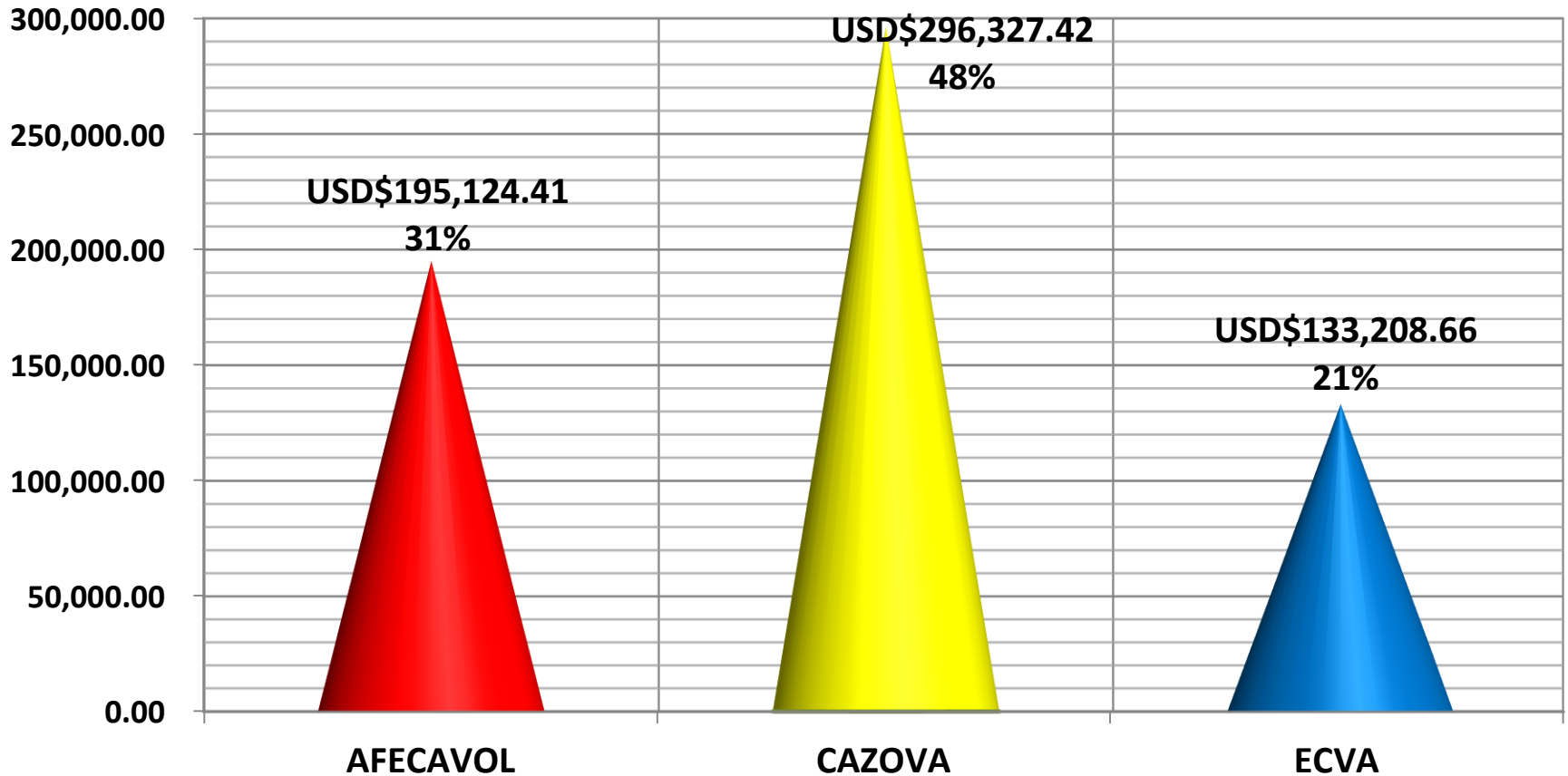
**SPORTS COURTS VOLLEYBALL SURFACE
2010-2023**



**BEACH VOLLEYBALL CONTINENTAL CUP
2012-2022**

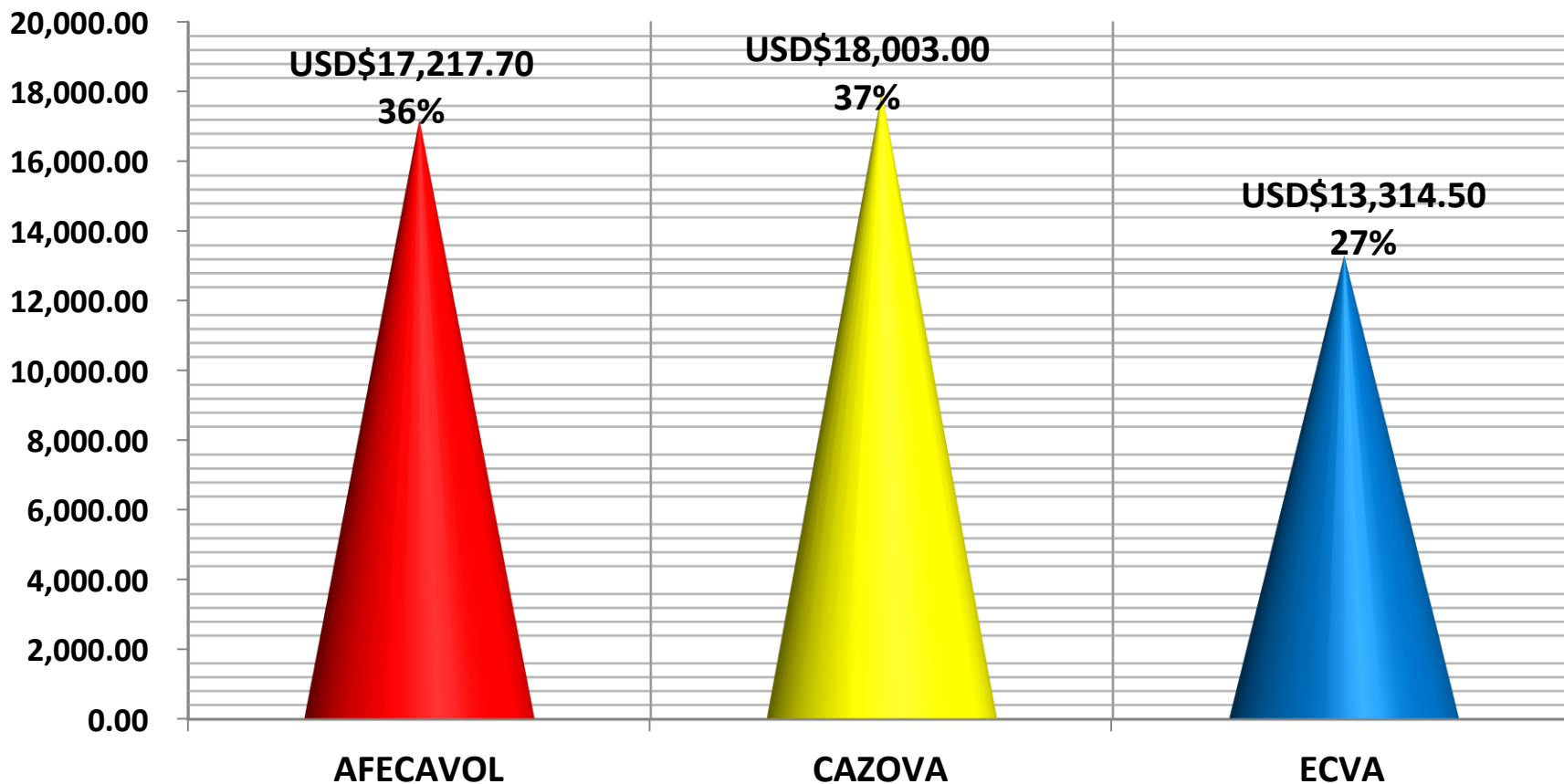
TOTAL USD\$

624,660.49



BEACH VOLLEYBALL YOUTH OLYMPIC GAMES, NANJING 2014

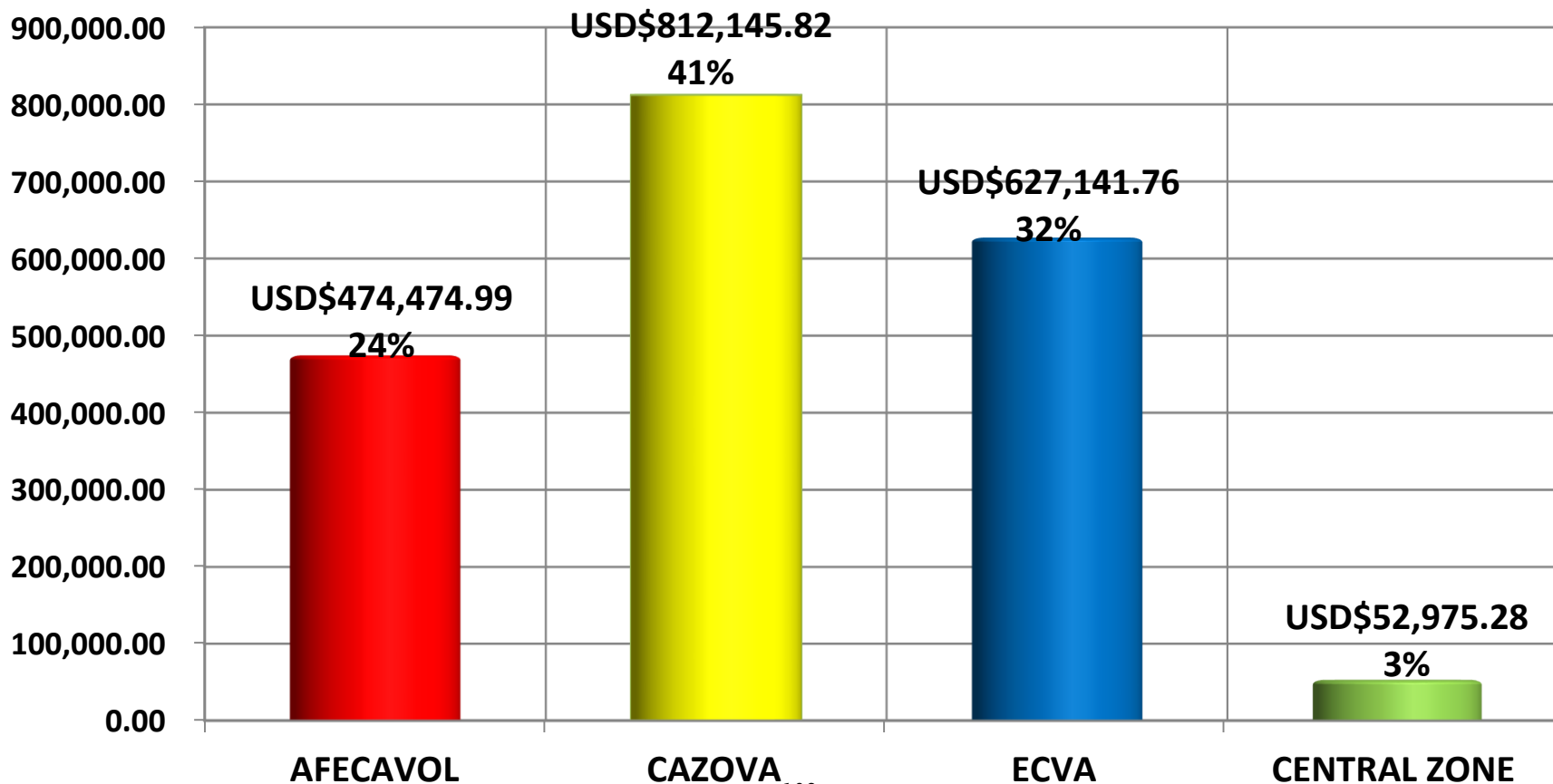
TOTAL USD\$ **48,535.20**



WORLD CHAMPIONSHIP QUALIFICATION TOURNAMENTS 2014- 2017

TOTAL USD\$

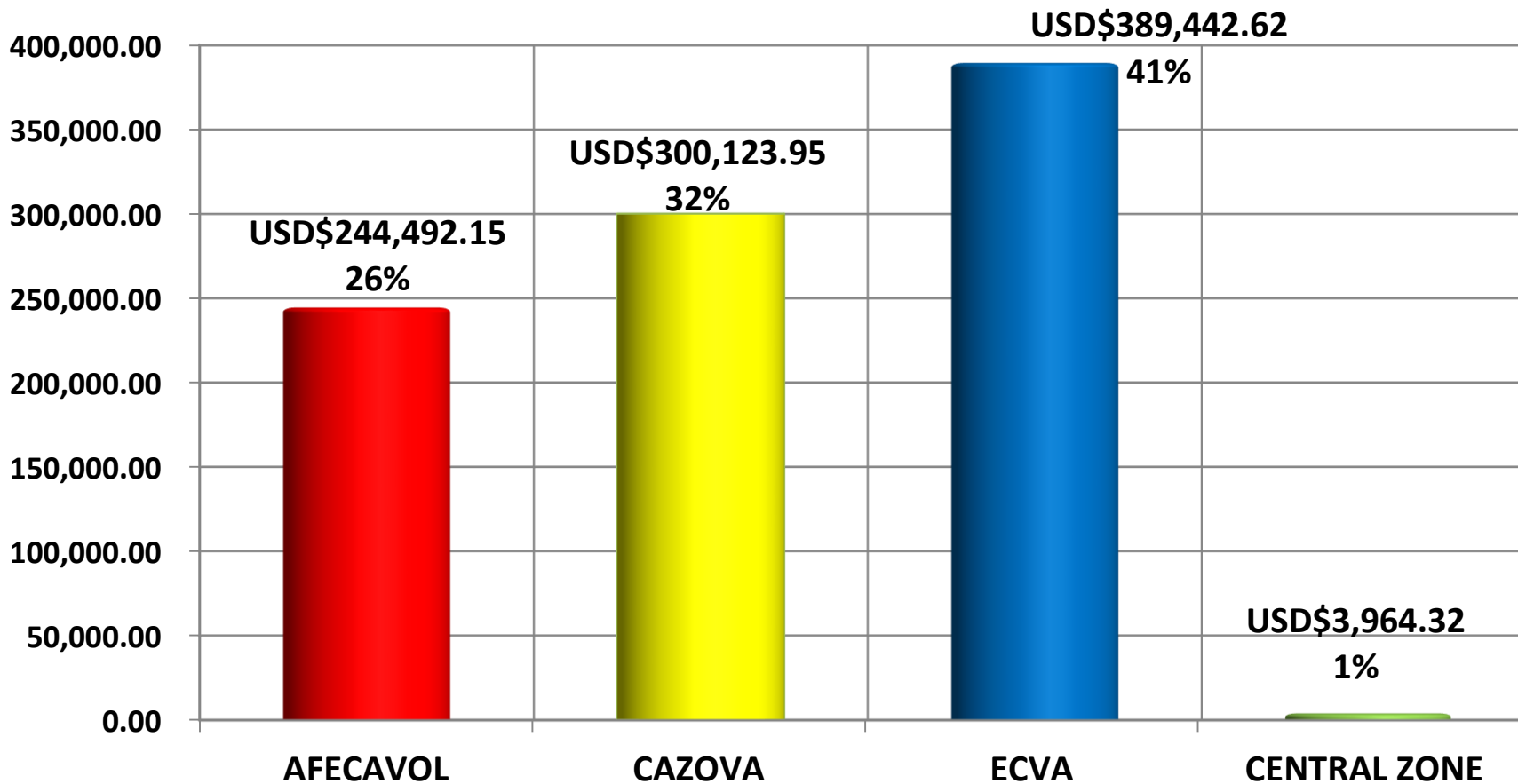
1,966.737.85



VOLLEYBALL INSTRUCTOR 2010-2023

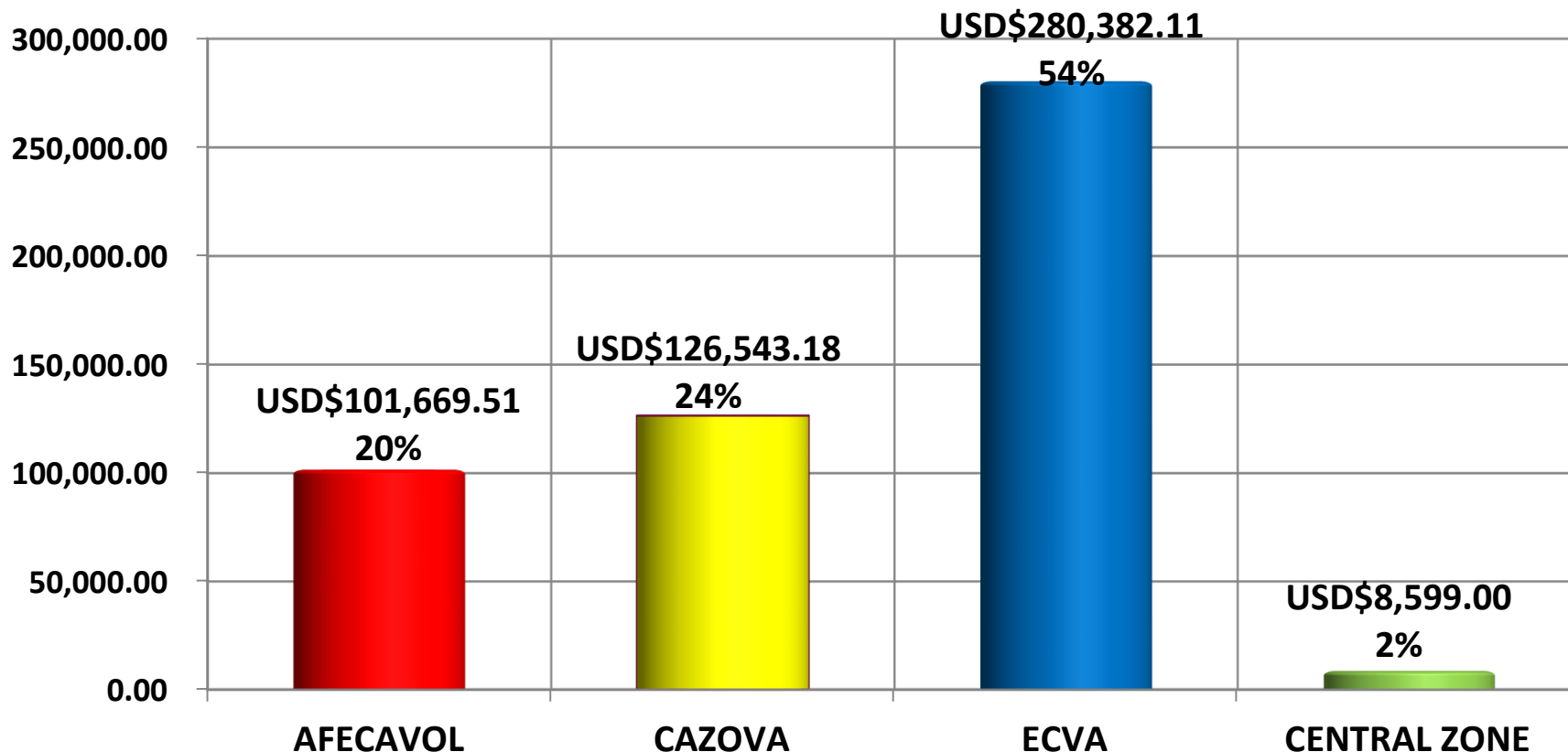
TOTAL USD\$

938,023.04



CONGRESS, ASSEMBLIES, MEETINGS AND OTHER EXPENSES 2010-2023

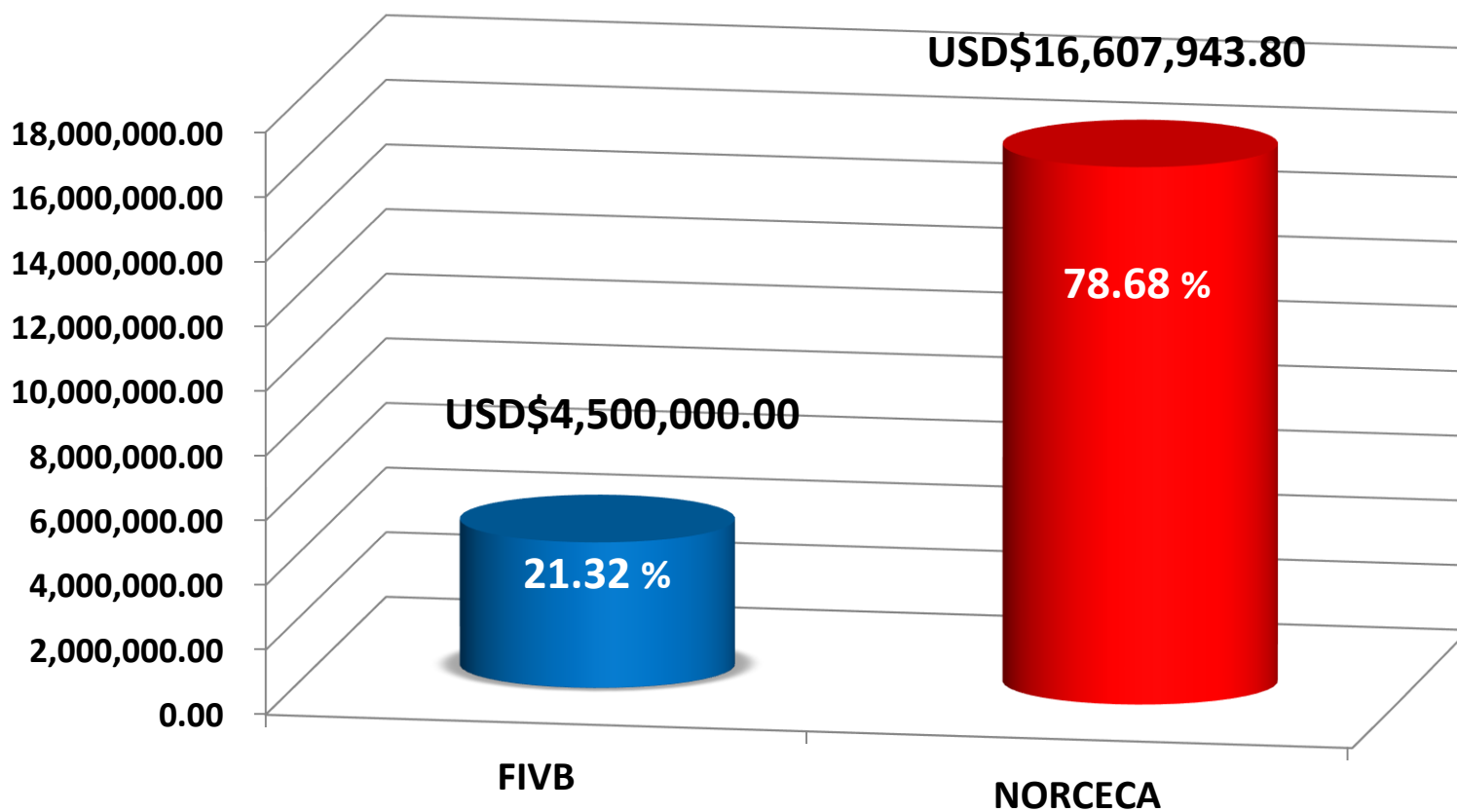
TOTAL USD\$ 517,193.80



**TOTAL INVESTMENT IN THE FIVB/NORCECA DEVELOPMENT PLAN
2010-2023**

TOTAL USD\$

21,107,943.80



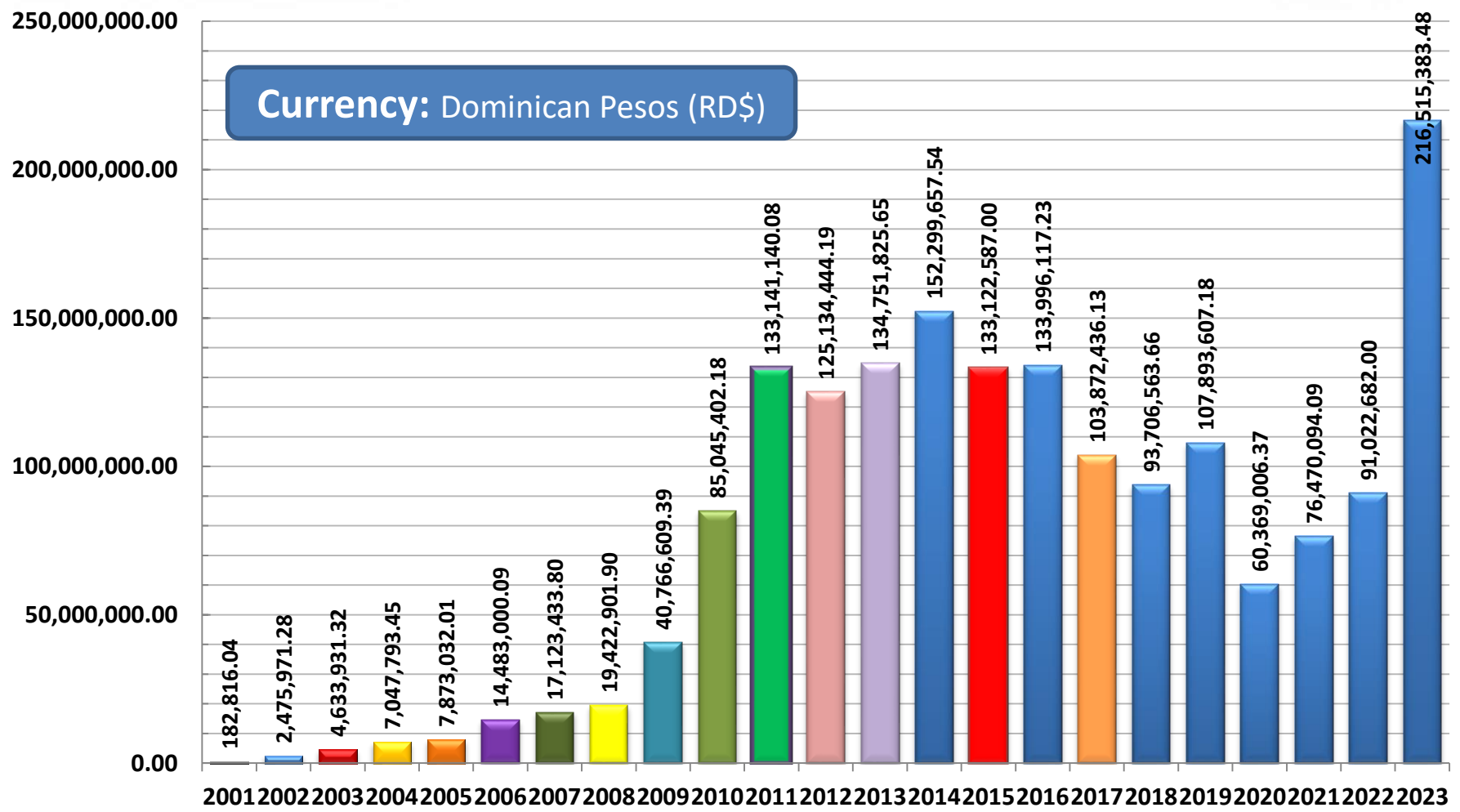


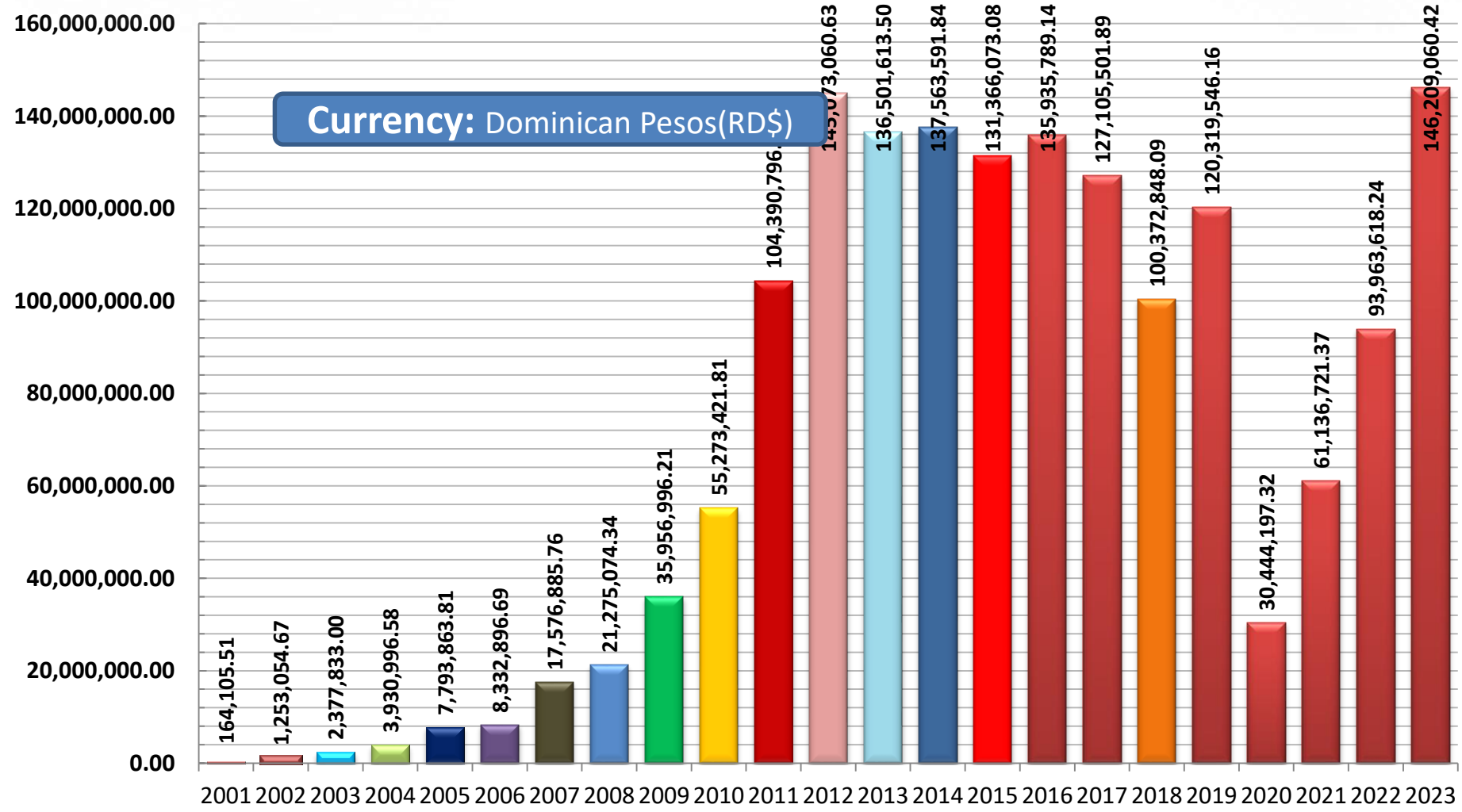
NORCECA

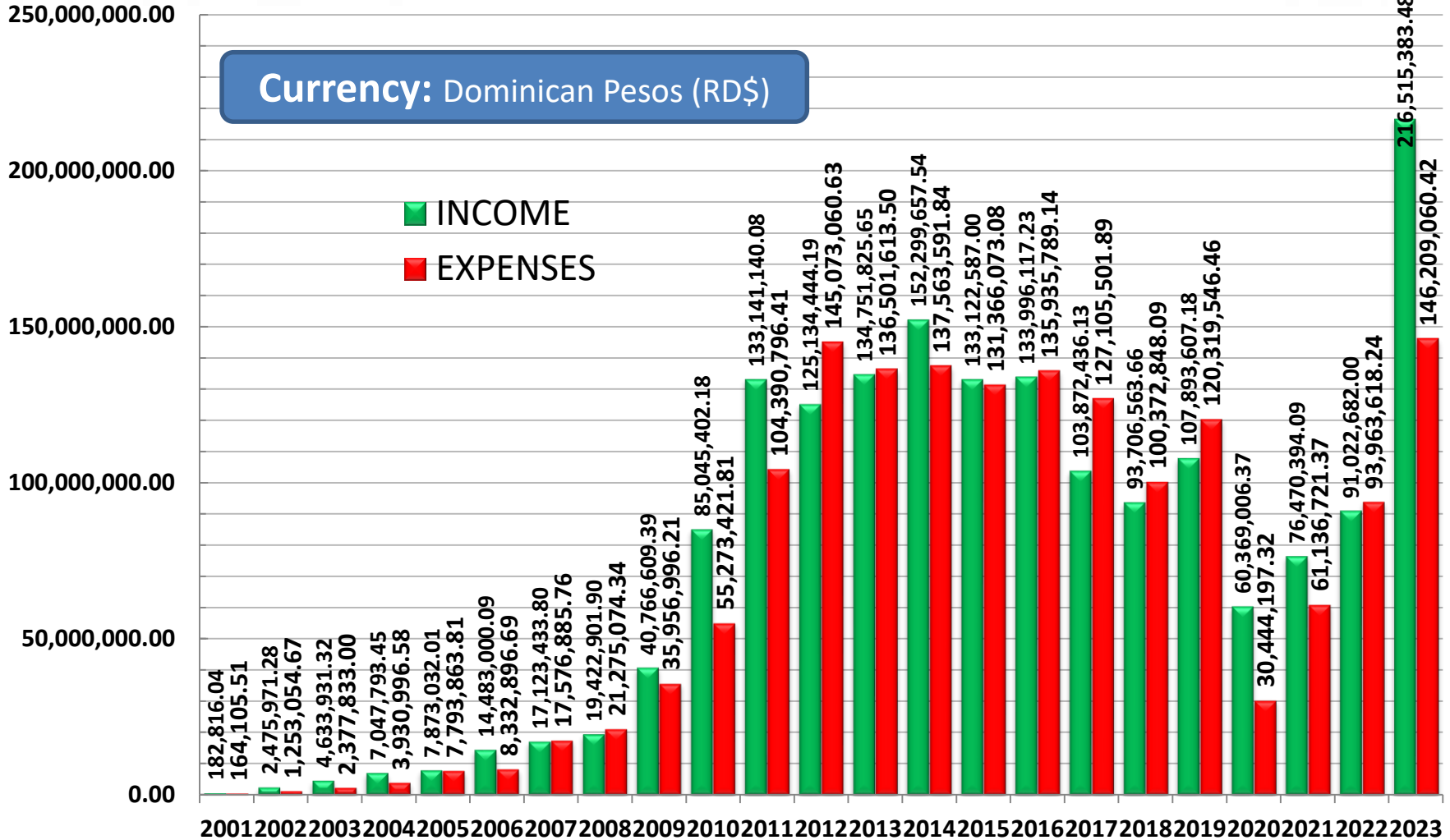
Volleyball Confederation

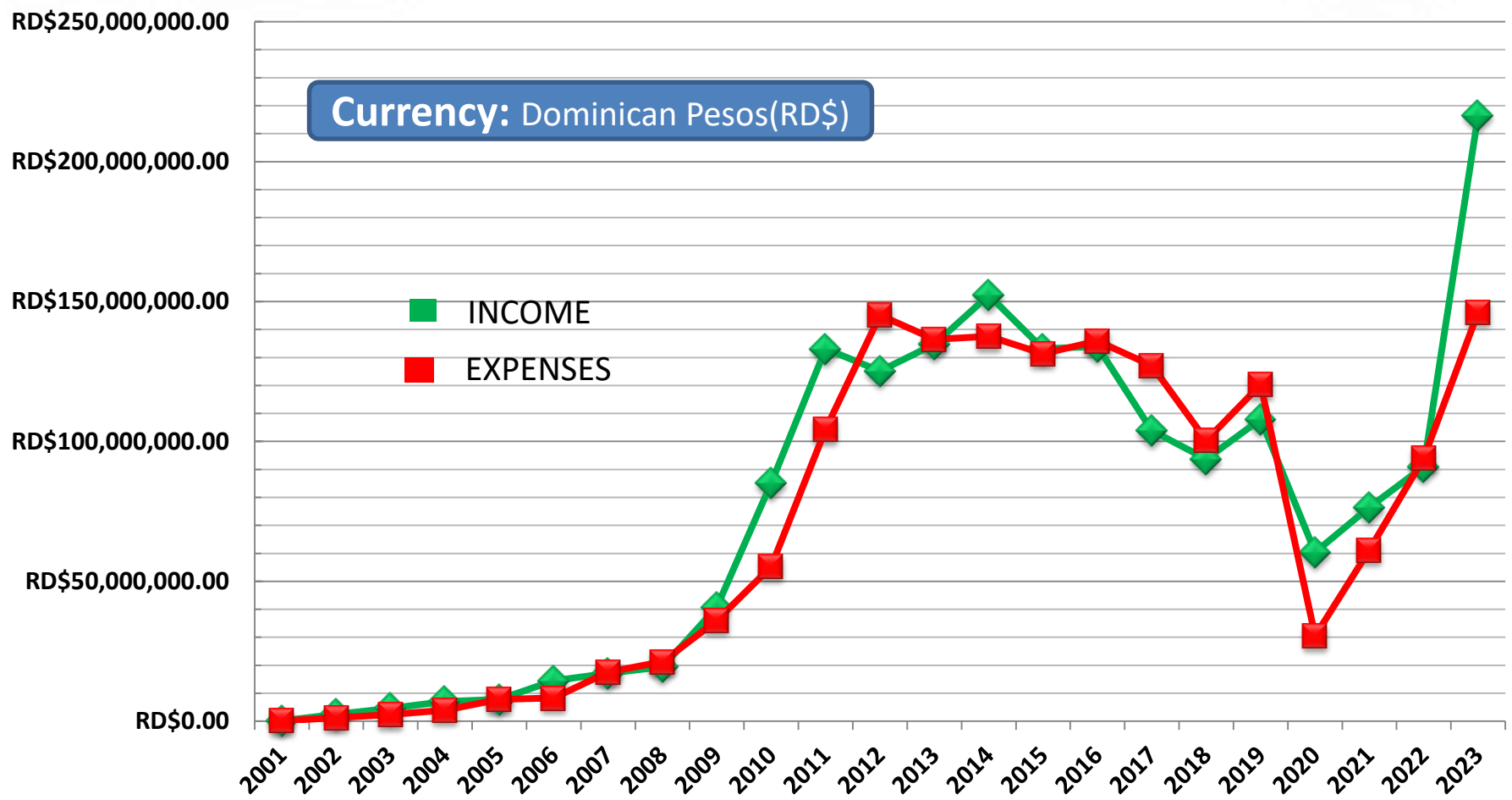
FINANCIAL EVOLUTION 2001-2023











To: The President - NORCECA Volleyball Confederation

To: Executive Board - NORCECA Volleyball Confederation

To: Financial Committee - NORCECA Volleyball Confederation

From: Internal Auditors - NORCECA Volleyball Confederation

Date: June 9 2024

Internal Audit Period: Financial Year Ended December 2023

We undertook the internal audit remotely and we have reviewed not only the 2023 financials but also 2024 budget and 2025 budget.

We have reviewed the Balance Sheet, the Statement of Activities (profit and loss account) of NORCECA Volleyball Confederation for the period ended December 31st 2023 and the budget for 2024 and 2025 and it is our opinion that the Financial Statements reflect a true and fair view of the Financial Position of the Confederation.

Accounts Receivable

Analyzing both the Account receivables from Affiliated and the account receivables from others we can conclude that those are being monitoring perfectly by Norceca head office.

Accounts Payable

We are completely satisfied with the management Accounts payables of Norceca.

Sport Equipment Inventories

The inventory of materials needs special attention. The inventory of materials is per December 31st 2023 approximately 54 % of the total assets. We were not able to obtain information of the Inventory as per the end of May 2024 as only at the end of the year a physical inventory checking is taken place.

Although Norceca's president has informed all regional president in February that the materials are ready for distribution but still the distribution to a certain group of members goes hand on

hand with some logistical problems. These create excess inventory costs:

- excess inventory creates storage issues and storage space.
- The risk of excess is that inventory does not last forever.
- Items will degrade and lose their value over time there for the distribution should take place in a speedy manner.

From the answers we understood that NORCECA does not possess an inventory system on hand so that at any moment the inventory of materials can be monitored and tracked.

Statement of Activities

Corresponding Year 2023.

The Income of NORCECA has increased by 138%, while the costs increased by 57%. The main factor for the increase in the income is that Norceca is undertaking various activities to obtain income to cover the loss of the funding from FIVB. As NORCECA increases more activities to generate more income it's important that there are increase monitoring of the cost and income. We suggest that each fund-raising activity is manage and monitor independently.

Income


Budget 2023 versus executed 2023

In analyzing this section, we have noticed that for Publicity & Marketing the discrepancies between budget figures and actual figures are enormous. The budgeted figures are much higher than the actual figures. We suggest that when preparing the budget to use more realistic assumptions to calculate the budgeted figures.

Conclusion:

Given the financial result of 2023, we again, recommend a regular thorough analysis of both the income and cost be undertaken at least by mid-year, so corrective actions can be taken expeditiously.

We as internal auditors grant approval to the financial report of 2023

A handwritten signature in blue ink, consisting of a large, stylized 'O' followed by a vertical line and an 'A'. A horizontal dashed line is drawn across the signature.

Eric Ogenia, MBA
Internal Auditor NORCECA

A handwritten signature in blue ink, appearing to read 'Earlene S. Pereira'. To the right of the signature is the date '11/6/2024'. A horizontal dashed line is drawn across the signature.

Earlene Pereira.
Internal Auditor NORCECA

----- Forwarded message -----

De: **Margarette Graham** <margarettegraham@gmail.com>

Date: lun, 17 jun 2024 a las 22:13

Subject: Fwd: audit report 2023

To: Eric Ogenia <ericogenia@gmail.com>, CRISTOBAL DE JESUS MARTE HOFFIZ <norcecapresident@hotmail.com>

Cc: LIC. OLGA RIVAS <financialmanagerncca@gmail.com>, MIGUELINA MARTINEZ

<miguelina.accountantnorceca@hotmail.com>, WILBUR HARRIGAN ANTIGUA <pannellf@candw.ag>, Earlene Pereira

<pereira.earlene5@gmail.com>, LIC. ALBERTO ARREOLA <marlarenee@hotmail.com>, VICTOR GIL TESORERO FEDOVOLI

<victorgil64@hotmail.com>, Jose Francisco Fernandez Tejada <jose_fco.fernandez@hotmail.com>, LORAINA RIVERA

<norcecacounter@gmail.com>, ARATEIDE CACERES NORCECA NF DIRECTOR <norcecandirector@gmail.com>

Thank you Eric for sharing the internal audit report with us.

I am also of the opinion that NORCECA's financial statements for year-ended December 31, 2023, "reflect a true and fair view of the financial position of the Confederation".

Financial results for the period point to a strong and sustainable revenue generation process as well as an excellent liquidity position which will most certainly allow NORCECA to weather unforeseen downturns in activities, just as was experienced during the COVID period and from which NORCECA recovered fairly quickly.

The NORCECA brand remains strong.

Best regards,

Margarette