



Financial Report

2014



NORTH, CENTRAL AMERICAN AND
CARIBBEAN VOLLEYBALL
CONFEDERATION
2014 FINANCIAL REPORT

NORCECA VOLLEYBALL CONFEDERATION

Statements of Financial Position

as of December 31st, 2014

Value in RD\$

Assets

Cash (note 3)		7,084,716.86
Accounts Receivable		
Related Accounts Receivable (note 4)	60,042,327.24	
Provisions for Accounts Receivable	<u>(683,521.65)</u>	
Total Accounts Receivable, net		59,358,805.59
Office Furniture and Equipment, net (note 6)		677,363.28
Sport Equipment Inventories, net (note 9)		27,441,906.98
Prepaid Expenses (note 8)		<u>662,011.10</u>
		<u>95,224,803.81</u>

Liabilities and Net Assets

Accounts Payable (note 5)	<u>26,096,330.72</u>	
Total Liabilities		26,096,330.72
Excess of incomes from previous year	54,392,407.39	
Increase in unrestricted net assets at end of year	<u>14,736,065.70</u>	69,128,473.09
		<u>95,224,803.81</u>

Note:

Annexed the Financial Statements Notes

NORCECA VOLLEYBALL CONFEDERATION

Statements of Activities
As of December 31st, 2014
Value in RD\$

Incomes:

FIVB Annual Contribution	(Note 7a)	31,290,000.00
National Federation Affiliation fees	(Note 7b)	672,984.00
Competitions, Activities and Events	(Note 7c)	28,518,181.46
Publicity and Marketing Rights	(Note 7d)	25,870,148.71
FIVB Other Assistances	(Note 7e)	52,871,581.57
Bank Interests	(Note 7f)	24,266.11
Antidoping Tests Income	(Note 7g)	2,478,645.00
Previous Years Income	(Note 7h)	2,798,647.12
Athletes International Transfer Certificates Income	(Note 7i)	2,759,454.19
Donation Income	(Nota 7j)	3,286,500.00
Other Income	(Nota 7k)	1,729,249.38
Total Net Income		152,299,657.54

Operating Expenses:

Salaries	7,707,278.89
Professional Fees	54,000.00
Christmas Bonus (by law)	643,963.90
Notice and Unemployment Fees (by law)	600,957.68
Vacations Bonus (by law)	420,093.55
Attention, Bonus and Training to Employees	864,595.50
Social Security	1,106,512.68
Christmas Cards	79,330.00
Legal Fees	975,074.08
Office Supplies	487,388.59
Cleaning Supplies	5,254.93
Telecommunications Services	720,139.12
Representation and Public Relations	175,107.98
Monitoring Services	17,085.14
Postage	163,909.97
Newspapers and Magazines Subscriptions	13,725.00
External Audit Services	522,974.40
Emergency Power Supply Maintenance	57,564.22
Building Maintenance	79,247.24
Office Equipments Maintenance	67,568.30
Office Equipments Repair	5,000.00
Lost Fixed Assets	13,306.61
Office Furniture and Equipment Depreciation	364,597.47
Computers Depreciation	176,192.89

NORCECA VOLLEYBALL CONFEDERATION

Statements of Activities

As of December 31st, 2014

Value in RD\$

Apartment Rental for Foreign Personnel	259,181.95	
Office Furniture and Equipment Insurance	32,986.88	
Transportation, Gasoline and Oil	504,371.00	
Lodging and Meals	1,463,242.71	
Per Diem	3,818,991.62	
Web Site	219,011.10	
Donations for Youth Volleyball Events	703,794.00	
Banners	60,888.00	
Sport Equipments	13,920,629.65	
Sport Equipments Warehouse Rental	360,000.00	
Antidoping Test	1,956,336.56	
Air Tickets	776,073.94	
Visas, Passports and Documents Legalization	29,835.00	
Working and Commissions Meetings	4,448,514.39	
Congress, Seminars and Assemblies	1,405,848.69	
FIVB Regional Volleyball Development Centre	1,950,044.98	
AFECAVOL Economical Assistance	23,852,746.72	
CAZOVA Economical Assistance	16,464,656.83	
ECVA Economical Assistance	14,187,171.77	
CENTRAL ZONE Economical Assistance	6,999,809.76	
XIII Women's Pan American Cup	721,961.54	
IX Men's Pan American Cup	445,640.06	
NORCECA U-20 Women's Junior Continental Championship	396,086.16	
Central American and Caribbean Games	1,021,614.93	
U-23 Women's Pan American Cup	579,857.63	
U-23 Men's Pan American Cup	2,170,897.47	
VIII Beach Volleyball Continental Tour	4,639,614.79	
FIVB World Championship Qualification Tournaments	12,598,817.69	
Beach Volleyball Youth Olympic Games Qualification Tournaments	2,873,547.79	
Championship	268,889.11	
U-20 Final Four Cup	220,700.00	
Previous Years Expenses	63,034.75	
Customs Taxes	17,212.82	
Bank Charges	883,216.83	
Interest and other financial expenses	1,737,913.24	
Other Expenses	56,793.53	
Exchange Rate Differences	132,789.81	
Total Operating Expenses		137,563,591.84
Increase in unrestricted net assets		14,736,065.70

NOTES AND ACCOUNTING
POLICIES
2014 FINANCIAL REPORT

NOTE 1. Organization

The North, Central American and Caribbean Volleyball Confederation, NORCECA, is a non-profit, non-governmental, Multinational and Continental Organization affiliated to the Federation Internationale de Volleyball, FIVB, founded on April 20, 1947, in Paris, France. The FIVB consists of 220 affiliated National Federations whose mission is the worldwide management and guidance of volleyball and beach volleyball in their respective countries and/or territories. The FIVB's Central Headquarters is located in the city of Lausanne, Switzerland.

The FIVB has grouped its affiliated National Federations into 5 Confederations, taking into consideration their geographical location:

- African Confederation
- Asian Confederation
- European Confederation
- North, Central American and Caribbean Confederation
- South American Confederation

NORCECA's objective is the management, organization, representation, regulation, control and evaluation of all volleyball and beach volleyball activities in the North, Central American and Caribbean Regions to support and facilitate the development of its affiliated National Federations, guaranteeing that the FIVB Constitution, Administrative, Financial, Sport, General Regulations and Code of Conduct are met.

The FIVB Board of Administration must approve the Constitution, Regulations and decisions of the NORCECA Volleyball Confederation as a representative body of the FIVB. Also, NORCECA must guarantee full commitment to the general principles and guidelines of the FIVB. NORCECA was recognized as a Continental Confederation by the FIVB in 1968. The new elected authorities of NORCECA were transferred to the Dominican Republic on November 1st, 2001 and were re-elected during the XXI NORCECA Congress 2011 "Prof. Alejandro Salinas de la Garza" and will remain for a period of 4 years until October 23rd, 2015. Mr. Cristóbal Marte Hoffiz, President, now represents NORCECA.

The majority of NORCECA's income comes from the FIVB annual contribution, competitions, events and activities, publicity, marketing rights and National Federation affiliation fees. As of December 31st, 2014 a total of 41 National Federations and Regional members are affiliated to the NORCECA Volleyball Confederation. The NORCECA Headquarters are located at Av. Máximo Gomez, Esquina 27 de Febrero, Volleyball Pavilion, Juan Pablo Duarte Olympic Center in the city of Santo Domingo, Dominican Republic.

NOTE 2. Accounting Policies

2.1 Income

NORCECA accounting policies recognizes its income using the accrual method.

2.2 Foreign Currencies

Transactions in foreign currencies are converted into the local currency of Dominican Pesos (RD), according to the current exchange rate at the time of the transaction. Profits and losses resulting from the transaction of foreign currencies are included in the Profit and Loss Statements.

As of December 31st, 2014, the current exchange rate for the US\$ dollar used by NORCECA Confederation was RD\$44.20 per US\$1.00 and the exchange rate for the Swiss Franc was RD\$44.70 per CHF 1.00

2.3 Furniture and Equipment

Furniture and equipment are registered at the acquisition cost.

The depreciation is calculated using the straight line method at an annual rate of 25%.

NOTE 3. Cash and Bank Balance

The North, Central American and Caribbean Volleyball Confederation perform its operations through two current bank accounts, registered under the name of NORCECA with the signatures of Lic. Cristóbal Marte Hoffiz, President; Prof. Nelson J. Ramírez, General Manager and Lic. Olga Rivas, Financial Manager, in Banco BHD León and Banco BDI, S.A of Dominican Republic.

The Cash and Bank Balance as of December 31st, 2014 is **RD\$7,084,716.84** detail as follow:

Petty Cash	10,000.00	
Banco BHD León	429,567.74	
Banco BDI, S.A (US\$150,342.74 at an exchange rate of RD\$44.20)	<u>6,645,149.12</u>	7,084,716.86

NOTE 4

Account Receivable

NORCECA accounts receivable as of December 31st, 2014 are the following:

Accounts Receivable from Affiliates:

Federation Internationale de Volleyball, FIVB

-2014 Annual Financial Allowance (750,000.00 Swiss Franc at an exchange rate of RD\$44.70) 33,525,000.00

-2014 Development Plan Economical Assistance (July-December) 16,575,000.00

50,100,000.00

National Federations Accounts Receivable

Antigua & Barbuda Amateur Volleyball Association (US\$200.00 at an exchange rate of RD\$44.20) 8,840.00

Aruba Volleyball Association (US\$200.00 at an exchange rate of RD\$44.20) 8,840.00

Bonaire Volleyball Association (US\$200.00 at an exchange rate of RD\$44.20) 8,840.00

Cayman Islands Volleyball Federation (US\$200.00 at an exchange rate of RD\$44.20) 8,840.00

Ligue Guadeloupenne de Volleyball (US\$300.00 at an exchange rate of RD\$44.20) 13,260.00

Montserrat Volleyball Association (US\$200.00 at an exchange rate of RD\$44.20) 8,840.00

St.Vincent Volleyball Association (US\$200.00 at an exchange rate of RD\$44.20) 8,840.00

Jamaica Volleyball Association (US\$18,634.5 at an exchange rate of RD\$44.20) 823,648.88

Trinidad & Tobago Volleyball Federation (US\$3,200.00 at an exchange rate of RD\$44.20) 141,440.00

Canada Volleyball Association (US\$14,060.00 at an exchange rate of RD\$44.20) 621,452.00

Federación Costarricense de Voleibol (US\$5,164.00 at an exchange rate of RD\$44.20) 228,248.80

Federación Nicaraguense de Voleibol (US\$9,837.44 at an exchange rate of RD\$44.20) 434,814.85

Federación Panameña de Voleibol (US\$400.00 at an exchange rate of RD\$44.20) 17,680.00

Federación Salvadoreña de Voleibol (US\$3,700.00 at an exchange rate of RD\$44.20) 163,540.00

Federación Puertorriqueña de Voleibol (US\$41,237.00 at an exchange rate of RD\$44.20) 1,822,675.40

Federación Mexicana de Voleibol (US\$692.92 at an exchange rate of RD\$44.20) 30,627.06

4,350,426.99

Total Accounts Receivable from Affiliates

11

54,450,426.99

Other Accounts Receivable:**Fred Imbert Travel**

-Air Ticket and Processing Fees pending of credits
(US\$1,718.81 at an exchange rate of RD\$44.20) 75,971.40

Volleyball Pan American Union

-Customs Services Expenses for Sport Equipment 125,258.67

Yeivic Jimenez

-Loans (US\$1,500.00 at an exchange rate of RD\$44.20) 66,300.00

Jose Dolores Marte

-Loans 7,500.00

Maritza Valdez

-Loans 15,000.00

Evelyn Carrera

-Loans US\$500.00 at an exchange rate of RD\$44.20 equivalent
to RD\$22,100.00, more RD\$ 38,755.18) 60,855.18

Suppliers Advance:**Molten Corporation**

-Purchase of 10,000 units of school volleyball balls MS-240-
GB
(US\$93,500.00 at an exchange rate of RD\$44.20) 4,132,700.00

- Balance annual sport equipment
(50 Preassure Gauge to US\$72.50 each, iginal to US\$3,625.00
at an exchange rate of RD\$44.20) 160,225.00

-Purchase of 1,000 units of volleyball balls V5M4000
(US\$21,450.00 at an exchange rate of RD\$44.20) 948,090.00

Total Accounts Receivable

5,591,900.25

60,042,327.24

Provisions for accounts receivable

(683,521.65)**Total Accounts Receivable, net**

59,358,805.59

NOTE 5

Accounts Payable

Accounts Payable as of December 31st, 2014 are detailed as follows:

Accounts payable to affiliates and directors:

Federation Internationale de Volleyball

-40% for Athletes International Transfer Certificates, Season 2012-2013, CHF26,400.00 (US\$28,455.46 at an exchange rate of RD\$44.20)

1,257,731.33

-40% Balance for Athletes International Transfer Certificates, Season 2013-2014, CHF11,600.00= US\$12,064.00 equivalent to US\$2,632.66 at an exchange rate of RD\$44.20)

116,363.57

-10% for Athletes International Transfer Certificates, Season 2013-2014, de CHF34,500.00= CHF3,450.00 equivalent to US\$3,588.00 at an exchange rate of RD\$44.20)

158,589.60

-2014 Afiliation fees to FIVB (US\$4,700.00 at exchange rate of RD\$44.20)

207,740.00

1,740,424.50

Federación Puertorriqueña de Voleibol

-10% Balance for Athletes International Transfer Certificates, Season 2012-2013, CHF1,050.00 (US\$1,119.63 at an exchange rate of RD\$44.20)

49,487.65

Barbados Volleyball Federation

-Reimbursement 50% payment of the referee in the Continental Championships NORCECA U-21 in El Salvador (US\$450.00 at an exchange rate of RD\$44.20)

19,890.00

USA Volleyball

-50% of the Registration fees of teams participating in the U-19 Continental Championships, 2014 (US\$4,500.00 at an exchange rate of RD\$44.20)

198,900.00

Ligue Guadeloupenne de Volleyball

-Registration fees of teams participating in the 2nd Round Men's World Championship Qualification Tournament, Group 2013 (US\$3,000.00 at an exchange rate of RD\$44.20) 132,600.00

Federacion Nacional de Voleibol de Honduras

-Economical Assistance for the Central American Senior Mens Championship, in Tegucigalpa 2014 (US\$15,000.00 at an exchange rate of RD\$44.20) 663,000.00

Federacion Salvadoreña de Voleibol

-Economical Assistance for the Beach Volleyball Central American Senior Mens Championship 2014 (US\$12,268.09 at an exchange rate of RD\$44.20) 542,248.98

Netherlands Antilliane Volleyball Association

-Registration Fees during the 2nd Round Men's World Championship Qualification Tournament, Group L (US\$1,000.00 at an exchange rate of RD\$44.20) 44,200.00

Caribbean Zonal Volleyball Association (Cazova)

-(Compleitive Revolving Fund 2014 US\$7,000.00 at a rate of RD \$ 44.20) 309,400.00

-Augusto Sabbatini, payment of October 13 to November 13, 2014 (US\$5,400.00 at a rate of RD \$ 44.20) 238,680.00 548,080.00

Bonaire Volleyball Association

-Air Ticket and Per Diem for the Referee participating in the 1st Round Women's World Championship Qualification Tournament, Group G, 2012 (US\$4,000.00 at an exchange rate of RD\$44.20) 176,800.00

Lic. Cristóbal Marte Hoffiz

-2012 FIVB Assigination for the NORCECA President, CHF50,000.00 (US\$54,368.62 at an exchange rate of RD\$44.20) 2,403,093.00

-2013 FIVB Assigination for the NORCECA President, CHF50,000.00 (US\$56,093.27 at an exchange rate of RD\$44.20) 2,479,322.53

-2014 FIVB Assigination for the NORCECA President, CHF50,000.00 (US\$56,565.61 at an exchange rate of RD\$44.20) 2,234,999.98

-Loans to NORCECA to cover 2014 General and administrative expenses, (US\$222,055.09 at an exchange rate of RD\$44.20) 9,814,834.97 16,932,250.48

Total Accounts Payable to affiliates and directors 21,047,881.61

Accounts Payable to suppliers and others:**Estación Shell Aurora**

-Gasoline and Oil 1,026,703.61

Importadora Fenix, S.A

-Balance Annual service contract for maintenance of photocopiers 7,375.00

Compañía Dominicana de Telefonos

-Telecommunications Services 18,440.50

Orange Dominicana

-Telecommunications Services 3,242.94

Todo Computo

Office Supplies 600.00

American Express

-Credit Card (US\$72.99 at an exchange rate of RD\$444.20) 3,226.16

Ernst & Young

-2014 External Audit (US\$11,832.00 at an exchange rate of RD\$44.20) 522,974.40

Cabrera Zapata & Asociados

-2014 Affidavit and Fiscal Statement 18,000.00

Nerys Yolanda Aristy

-Portion of the rental of Coaches Apartment in 2014 7,199.05

Banco BDI

-Credit Card in RD\$ 240,614.75

-Credit Line Interests (US\$24,926.07 at an exchange rate of RD\$44.20)

1,101,732.31 1,342,347.06

DHL Dominicana

-Postage 20,642.69

Fred Imbert Travel

-Processing Fees pending 2013 (US\$278.67 at an exchange rate of RD\$44.20) 12,317.21

Mizuno Corporation

-Poloshirts Mizuno with FIVB-Norceca Logos (US\$9,148.50 at an exchange rate of RD\$44.20) 404,363.70

Centro de Alto Rendimiento de Baja California

-Penalty to the Dominican Volleyball Federation for not celebrating the U-18 Women's Youth Continental Championship, 2012 (US\$5,304.06 at an exchange rate of RD\$44.20) 234,439.45

Loraine Rivera- Warehouse Management

-2014 Sport Equipment Warehouse Rental 777,433.00

Other Accounts Payable:**Indhira Ramírez**

-Miscellaneous Reimbursement 28,718.00

Arateide Cáceres

-Petty Cash Replenishment 7,048.20

Christine Carissa Benz

-Bank Credit Note (US\$750.00 at an exchange rate of RD\$44.20) 33,150.00

Collector of Internal Revenue

-Income Taxes, December 2014 10,725.16

Utech Soluction

-Balance Maintenance Website (US\$2,495.00 at an exchange rate of RD\$44.20) 110,279.00

B&E Electricos y Plomeria, SRL

-Plumbing Services 814.20

Nelson Roman Pali

-Customs Services Sports Equipment Collection 12,500.00

Total Accounts payable to suppliers and others 4,602,539.33

Provision for Vacations 224,909.78

Deferred income

Canada Volleyball Association

-Payment of the endorsement for Organization of 2015 Beach Volleyball Opening

(US\$5,000.00 at an exchange rate of RD\$44.14) 221,000.00

Total Accounts Payable 26,096,330.72

NOTE 6 Properties, Furniture and Equipment

NORCECA headquarters are located at the National Volleyball Pavilion Training Center of the Juan Pablo Duarte Olympic Center, in the city of Santo Domingo, Dominican Republic. Its office furniture and equipment are registered according to their acquisition cost. Maintenance and repairs that do not exceed their use are charged to current expenses. The depreciation is accumulated based upon the straight line method.

EQUIPMENT	VALUE	ACCUM. DEP.	RESIDUAL VALUE
Building	0.00	0.00	0.00
Office Furniture and Equipment	3,510,583.51	3,093,434.16	417,149.35
Transportation Equipment	0.00	0.00	0.00
Computers	1,028,481.58	768,267.65	260,213.93
Totales	4,539,065.09	3,861,701.81	677,363.28

NOTE 7 Income

The North, Central American and Caribbean Volleyball Confederation, NORCECA, is a non-profit, non-governmental institution affiliated to the Federation Internationale de Volleyball, FIVB. NORCECA's income comes from the Federation Internationale de Volleyball, FIVB annual contribution, competitions, events, activities, publicity, marketing rights, National Federation affiliation fees, as well as, registration fees from participating teams in different tournaments and championships, hosting fees from different tournaments and championships, souvenirs and promotional merchandise sales as follows:

7A) Federation Internationale de Volleyball FIVB

-2014 Annual Financial Allowance (700,000.00 Swiss Franc at an exchange rate of RD\$44.70)

31,290,000.00

7B) Affiliation Fees

(US\$15,600.00 at an exchange rate of RD\$43.14)

672,984.00

7C) Events and Activities

c-1) 1st Stage of the VIII Beach Volleyball Continental Tour 2014

Held in Cayman Islands

--Entry fees of Participating teams:	US\$	Rate	RDS
Canada Volleyball Association	400.00	43.19	17,276.00
Federación Puertorriqueña de Voleibol	200.00	43.19	8,638.00
Federación Nacional de Voleibol de Guatemala	200.00	43.19	8,638.00
USA Volleyball	400.00	43.19	17,276.00
Trinidad & Tobago Volleyball Federation	200.00	43.19	8,638.00
Federación Mexicana de Voleibol	200.00	43.19	8,638.00
Federación Costarricense de Voleibol	200.00	43.19	8,638.00
St. Kitts Volleyball Association	200.00	43.19	8,638.00
Federación Salvadoreña de Voleibol	200.00	43.19	8,638.00
St. Lucia Volleyball Association	200.00	43.19	8,638.00
Federación Nicaragüense de Voleibol	100.00	43.19	4,319.00
Federación Nacional de Voleibol de Aruba Volleyball Association	100.00	43.19	4,319.00
Hosting fee	1,000.00	43.19	43,190.00
Total	3,700.00		159,803.00

c-2) 2nd Stage of the VIII Beach Volleyball Continental Tour 2014

Held in Guatemala

-Entry fees of Participating teams:	US\$	Rate	RDS
Aruba Volleyball Association	100.00	43.22	4,322.00
Barbados Volleyball Federation	100.00	43.22	4,322.00
Canada Volleyball Association	400.00	43.22	17,288.00
Federación Costarricense de Voleibol	200.00	43.22	8,644.00
Federación Cubana de Voleibol	200.00	43.22	8,644.00
Federación Salvadoreña de Voleibol	300.00	43.22	12,966.00
Federación Nacional de Voleibol de	100.00	43.22	4,322.00
Federación Mexicana de Voleibol	100.00	43.22	4,322.00
Federación Nicaragüense de Voleibol	200.00	43.22	8,644.00
Federación Puertorriqueña de Voleibol	100.00	43.22	4,322.00
St. Lucia Volleyball Association	100.00	43.22	4,322.00
Trinidad & Tobago Volleyball	200.00	43.22	8,644.00
USA Volleyball	400.00	43.22	17,288.00
Hosting fee	1,000.00	43.22	43,220.00
Total	3,500.00		151,270.00

c-3) 3rd Stage of the VIII Beach Volleyball Continental Tour 2014

Held in Guatemala

-Entry fees of Participating teams:	US\$	Rate	RDS
Barbados Volleyball Federation	100.00	43.22	4,322.00
Canada Volleyball Association	400.00	43.22	17,288.00
Federación Costarricense de Voleibol	200.00	43.22	8,644.00
Federación Cubana de Voleibol	200.00	43.22	8,644.00
Federación Salvadoreña de Voleibol	300.00	43.22	12,966.00
Federación Nacional de Voleibol de	200.00	43.22	8,644.00
Federación Nicaragüense de Voleibol	200.00	43.22	8,644.00
Federación Puertorriqueña de Voleibol	100.00	43.22	4,322.00
Cayman Islands Volleyball Federation	200.00	43.22	8,644.00
Trinidad & Tobago Volleyball Federation	200.00	43.22	8,644.00
USA Volleyball	400.00	43.22	17,288.00
Hosting fee	1,000.00	43.22	43,220.00
Total	3,500.00		151,270.00

c-4) 4th Stage of the VIII Beach Volleyball Continental Tour 2014

Held in Manzanillo, México

-Entry fees of Participating teams:	US\$	Rate	RDS
Canada Volleyball Association	400.00	43.60	17,440.00
USA Volleyball	400.00	43.60	17,440.00
Federacion Costarricense de Voleibol	200.00	43.60	8,720.00
Federacion Nacional de Voleibol de Guatemala	200.00	43.60	8,720.00
Federación Salvadoreña de Voleibol	200.00	43.60	8,720.00
Netherlands Antilliane Volleyball Bond	100.00	43.60	4,360.00
Aruba Volleyball Association	100.00	43.60	4,360.00
Federación Nacional de Voleibol de	100.00	43.60	4,360.00
Federación Nicaragüense de Voleibol	100.00	43.60	4,360.00
St. Kitts Volleyball Association	100.00	43.60	4,360.00
Federación Puertorriqueña de Voleibol	100.00	43.60	4,360.00
Hosting fee	1,000.00	43.60	43,600.00
Total	3,000.00		130,800.00

c-5) 5th Stage of the VIII Beach Volleyball Continental Tour 2014**Held in Huixquilucan, Mexico**

-Entry fees of Participating teams:	US\$	Rate	RDS
Canada Volleyball Association	400.00	43.60	17,440.00
USA Volleyball	400.00	43.60	17,440.00
Federación Costarricense de Voleibol	200.00	43.60	8,720.00
Federación Nacional de Voleibol de Guatemala	300.00	43.60	13,080.00
Federación Salvadoreña de Voleibol	200.00	43.60	8,720.00
Netherlands Antilliane Volleyball Bond	100.00	43.60	4,360.00
Federación Nacional de Voleibol de Aruba	100.00	43.60	4,360.00
Federación Nicaragüense de Voleibol	100.00	43.60	4,360.00
Virgin Islands Volleyball Federation	100.00	43.60	4,360.00
Federación Puertorriqueña de Voleibol	100.00	43.60	4,360.00
Federación Cubana de Voleibol	200.00	43.60	8,720.00
St. Lucia Volleyball Association	100.00	43.60	4,360.00
Trinidad & Tobago Volleyball Federation	100.00	43.60	4,360.00
Barbados Volleyball Federation	100.00	43.60	4,360.00
Hosting fee	1,000.00	43.60	43,600.00
Total	3,600.00		156,960.00

c-6) 6th Stage of the VIII Beach Volleyball Continental Tour 2014**Held in North Bay, Canada**

-Entry fees of Participating teams:	US\$	Rate	RDS
Federación Puertorriqueña de Voleibol	50.00	43.60	2,180.00
Federación Nacional de Voleibol de Guatemala	100.00	43.60	4,360.00
USA Volleyball	200.00	43.60	8,720.00
Federación Costarricense de Voleibol	100.00	43.60	4,360.00
Cayman Islands Volleyball Federation	50.00	43.60	2,180.00
Federación Salvadoreña de Voleibol	100.00	43.60	4,360.00
Federación Nacional de Voleibol de Barbados	50.00	43.60	2,180.00
Virgin Islands Volleyball Federation	50.00	43.60	2,180.00
Jamaica Volleyball Association	50.00	43.60	2,180.00
Bahamas Volleyball Federation	50.00	43.60	2,180.00
Hosting fee	25,000.00	43.60	1,090,000.00
Publicity	1,538.60	43.60	67,082.96
Total	27,388.60		1,194,142.96

c-7) 7th Stage of the VIII Beach Volleyball Continental Tour 2014**Held in Varadero, Cuba**

-Entry fees of Participating teams:	US\$	Rate	RDS
USA Volleyball	800.00	43.84	35,072.00
Canada Volleyball Association	800.00	43.84	35,072.00
Federación Costarricense de Voleibol	600.00	43.84	26,304.00
Federación Mexicana de Voleibol	600.00	43.84	26,304.00
Federación Dominicana de Voleibol	400.00	43.84	17,536.00
Federación Nacional de Voleibol de	200.00	43.84	8,768.00
Federación Salvadoreña de Voleibol	200.00	43.84	8,768.00
Barbados Volleyball Federation	200.00	43.84	8,768.00
Aruba Volleyball Association	200.00	43.84	8,768.00
Virgin Islands Volleyball Federation	200.00	44.01	8,802.00
Belize Volleyball Association	200.00	44.01	8,802.00
Federación Nacional de Voleibol de			
Guatemala	200.00	44.03	8,806.00
Federación Nicaragüense de Voleibol	200.00	44.2	8,840.00
Federación Puertorriqueña de Voleibol	200.00	44.2	8,840.00
Hosting fee	1,000.00	43.58	43,580.00
Total	6,000.00		263,030.00

c-8) 8th Stage of the VIII Beach Volleyball Continental Tour 2014**Held in Cabo Rojo, Puerto Rico**

-Entry fees of Participating teams:	US\$	Rate	RDS
Canada Volleyball Association	400.00	43.82	17,528.00
USA Volleyball	400.00	43.82	17,528.00
Federación Costarricense de Voleibol	300.00	43.82	13,146.00
Federación Mexicana de Voleibol	300.00	43.82	13,146.00
Federación Nacional de Voleibol de			
Guatemala	200.00	43.82	8,764.00
Virgin Islands Volleyball Federation	200.00	43.82	8,764.00
Federación Nacional de Voleibol de	100.00	43.82	4,382.00
Federación Dominicana de Voleibol	200.00	43.82	8,764.00
Trinidad & Tobago Volleyball Federation	100.00	43.82	4,382.00
Federación Nicaragüense de Voleibol	100.00	43.82	4,382.00
Barbados Volleyball Federation	100.00	43.82	4,382.00
Federación Salvadoreña de Voleibol	100.00	43.82	4,382.00
Ligue Guadeloupenne de Volleyball	100.00	43.82	4,382.00
Aruba Volleyball Association	100.00	43.82	4,382.00
Hosting fee	1,000.00	43.82	43,820.00
Total	3,700.00		162,134.00

c-9) 9th Stage of the VIII Beach Volleyball Continental Tour 2014**Held in Chula Vista, USA**

-Entry fees of Participating teams:	US\$	Rate	RDS
Canada Volleyball Association	400.00	44.14	17,656.00
Federación Costarricense de Voleibol	300.00	44.14	13,242.00
Federación Mexicana de Voleibol	300.00	44.14	13,242.00
Federación Nacional de Voleibol de Guatemala	100.00	44.14	4,414.00
Virgin Islands Volleyball Federation	300.00	44.14	13,242.00
Aruba Volleyball Association	100.00	44.14	4,414.00
Ligue Guadeloupenne de Volleyball	100.00	44.14	4,414.00
Federación Nacional de Voleibol de	100.00	44.14	4,414.00
Federación Nicaragüense de Voleibol	100.00	44.14	4,414.00
Federación Salvadoreña de Voleibol	200.00	44.14	8,828.00
St. Kitts Volleyball Association	100.00	44.14	4,414.00
Federación Puertorriqueña de Voleibol	100.00	44.14	4,414.00
Trinidad & Tobago Volleyball Federation	100.00	44.14	4,414.00
Bonaire Volleyball Association	100.00	44.14	4,414.00
Hosting fee	1,000.00	44.14	44,140.00
Total	3,400.00		150,076.00

c-10) 10th Stage of the VIII Beach Volleyball Continental Tour 2014**Held in Trinidad & Tobago**

-Entry fees of Participating teams:	US\$	Rate	RDS
Canada Volleyball Association	400.00	44.04	17,616.00
USA Volleyball	400.00	44.04	17,616.00
Federación Puertorriqueña de Voleibol	100.00	44.04	4,404.00
Federación Nacional de Voleibol de Guatemala	200.00	44.04	8,808.00
Federación Nicaragüense de Voleibol	100.00	44.04	4,404.00
Federación Dominicana de Voleibol	200.00	44.04	8,808.00
Virgin Islands Volleyball Federation	100.00	44.04	4,404.00
Federación Mexicana de Voleibol	200.00	44.04	8,808.00
Federación Costarricense de Voleibol	200.00	44.04	8,808.00
St. Vincent Volleyball Association	100.00	44.04	4,404.00
Federación Salvadoreña de Voleibol	200.00	44.04	8,808.00
Jamaica Volleyball Association	100.00	44.04	4,404.00
Aruba Volleyball Association	100.00	44.04	4,404.00
Netherlands Antilliane Volleyball Bond	100.00	44.04	4,404.00
Federacion Cubana de Voleibol	200.00	44.04	8,808.00
St. Lucia Volleyball Association	200.00	44.04	8,808.00
Bonaire Volleyball Association	100.00	44.04	4,404.00
Barbados Volleyball Federation	100.00	44.04	4,404.00
Federación Hondureña de Voleibol	100.00	44.04	4,404.00
Hosting fee	1,000.00	44.04	44,040.00
Total	4,200.00		184,968.00

c-11) 2014 Women's World Championship Qualification Tournament, Group O**Held in Colorado, USA**

-Entry fees of Participating teams:	US\$	Rate	RDS
Federación Nacional de Voleibol de Guatemala	500.00	43.22	21,610.00
Federacion Panameña de Voleibol	500.00	43.22	21,610.00
Federación Nacional de Voleibol de	500.00	43.22	21,610.00
Publicity	10,000.00	43.19	431,900.00
Hosting fee	20,000.00	43.19	863,800.00
Total	31,500.00		1,360,530.00

c-12) 2014 Men's World Championship Qualification Tournament, Group O**Held in Colorado, USA**

-Entry fees of Participating teams:	US\$	Rate	RDS
Federación Nacional de Voleibol de Guatemala	500.00	43.22	21,610.00
St. Lucia Volleyball Association	500.00	43.22	21,610.00
Federation Haitienne de Volleyball	500.00	43.22	21,610.00
Publicity	10,000.00	43.19	431,900.00
Hosting fee	20,000.00	43.19	863,800.00
Total	31,500.00		1,360,530.00

c-13) 2014 Women's World Championship Qualification Tournament, Group P**Held in La Romana, Dominican Republic**

-Entry fees of Participating teams:	US\$	Rate	RDS
Ligue Guadeloupenne de Volleyball	500.00	43.22	21,610.00
Federación Salvadoreña de Voleibol	500.00	43.22	21,610.00
Federación Nicaragüense de Voleibol	500.00	43.22	21,610.00
Publicity	10,000.00	43.22	432,200.00
Hosting fee	20,000.00	43.22	864,400.00
Total	31,500.00		1,361,430.00

c-14) 2014 Men's World Championship Qualification Tournament, Group P**Held in Havana, Cuba**

-Entry fees of Participating teams:	US\$	Rate	RDS
Federacion Cubana de Voleibol	500.00	43.22	21,610.00
Barbados Volleyball Federation	500.00	43.22	21,610.00
Federacion Dominicana de Voleibol	500.00	43.22	21,610.00
Surinaamse Volleyball	500.00	43.22	21,610.00
Publicity	10,000.00	43.22	432,200.00
Hosting fee	20,000.00	43.22	864,400.00
Total	32,000.00		1,383,040.00

c-15) 2014 Women's World Championship Qualification Tournament, Group Q**Held in Havana, Cuba**

-Entry fees of Participating teams:	US\$	Rate	RDS
Federacion Cubana de Voleibol	500.00	43.22	21,610.00
Federation Haitienne de Volleyball	500.00	43.22	21,610.00
Netherlands Antilliane Volleyball Bond	500.00	43.22	21,610.00
Trinidad & Tobago Volleyball Federation	500.00	43.22	21,610.00
Publicity	10,000.00	43.22	432,200.00
Hosting fee	20,000.00	43.22	864,400.00
Total	32,000.00		1,383,040.00

c-16) 2014 Men's World Championship Qualification Tournament, Group Q**Held in Canada**

-Entry fees of Participating teams:	US\$	Rate	RDS
Trinidad & Tobago Volleyball Federation	500.00	43.22	21,610.00
Federación Costarricense de Voleibol	500.00	43.22	21,610.00
Federacion Panameña de Voleibol	500.00	43.22	21,610.00
Publicity	10,000.00	43.22	432,200.00
Hosting fee	20,000.00	43.22	864,400.00
Total	31,500.00		1,361,430.00

c-17) 2014 Women's World Championship Qualification Tournament, Group R**Held in Puerto Rico**

-Entry fees of Participating teams:	US\$	Rate	RDS
Federación Costarricense de Voleibol	500.00	43.22	21,610.00
St. Lucia Volleyball Association	500.00	43.22	21,610.00
Barbados Volleyball Federation	500.00	43.22	21,610.00
Publicity and uniforms	7,000.00	43.22	302,540.00
Hosting fee	20,000.00	43.22	864,400.00
Total	28,500.00		1,231,770.00

c-18) 2014 Men's World Championship Qualification Tournament, Group R**Held in Puerto Rico**

-Entry fees of Participating teams:	US\$	Rate	RDS
Federación Nacional de Voleibol de Honduras	500.00	43.22	21,610.00
Federacion Mexicana de Voleibol	500.00	43.22	21,610.00
Bahamas Volleyball Federation	500.00	43.22	21,610.00
Publicity and uniforms	7,000.00	43.22	302,540.00
Hosting fee	20,000.00	43.22	864,400.00
Total	28,500.00		1,231,770.00

c-19) 2014 Women's World Championship Qualification Tournament, Group S**Held in Canada**

-Entry fees of Participating teams:	US\$	Rate	RDS
Federacion Mexicana de Voleibol	500.00	43.18	21,590.00
Virgin Islands Volleyball Federation	500.00	43.18	21,590.00
Jamaica Volleyball Association	500.00	43.18	21,590.00
Publicity	20,000.00	43.22	864,400.00
Hosting fee	10,000.00	43.22	432,200.00
Total	31,500.00		1,361,370.00

c-20) 2014 Women's World Championship Qualification Tournament, Play Off**Held in Trinidad & Tobago**

-Entry fees of Participating teams:	US\$	Rate	RDS
Federacion Mexicana de Voleibol	500.00	43.39	21,695.00
Federación Nicaragüense de Voleibol	500.00	43.39	21,695.00
Federación Costarricense de Voleibol	500.00	43.39	21,695.00
Federacion Panameña de Voleibol	500.00	43.39	21,695.00
Publicity	10,000.00	43.60	436,000.00
Hosting fee	20,000.00	43.60	872,000.00
Total	32,000.00		1,394,780.00

c-21) 2014 Men's World Championship Qualification Tournament, Play Off**Held in Carolina, Puerto Rico**

-Entry fees of Participating teams:	US\$	Rate	RDS
Federacion Dominicana de Voleibol	500.00	43.60	21,800.00
Federación Costarricense de Voleibol	500.00	43.60	21,800.00
Federación Nacional de Voleibol de Guatemala	500.00	43.60	21,800.00
Publicity and uniforms	5,000.00	43.60	218,000.00
Hosting fee	20,000.00	43.60	872,000.00
Total	26,500.00		1,155,400.00

c-22) XIII Women's Pan American Cup**Held in Mexico**

-Entry fees of Participating teams:	US\$	Rate	RDS
Federacion Peruana de Voleibol	500.00	42.34	21,170.00
Federación Cubana de Voleibol	500.00	42.34	21,170.00
Federación Puertorriqueña de Voleibol	500.00	42.34	21,170.00
Federacion Costarricense de Voleibol	500.00	42.34	21,170.00
Federación Dominicana de Voleibol	500.00	42.34	21,170.00
Federacion Colombiana de Voleibol	Exonerada		
USA Volleyball	500.00	42.36	21,180.00
Federación Argentina de Voleibol	500.00	42.36	21,180.00
Trinidad & Tobago Volleyball Federation	500.00	42.36	21,180.00
Canada Volleyball Association	500.00	42.36	21,180.00
Hosting fee	40,000.00	43.39	1,735,600.00
Uniforms Publicity	5,000.00	43.39	216,950.00
Total	49,500.00		2,143,120.00

c-23) IX Men's Pan American Cup**Held in México**

-Entry fees of Participating teams:	US\$	Rate	RDS
USA Volleyball	625.00	43.60	27,250.00
Federación Cubana de Voleibol	625.00	43.60	27,250.00
Canada Volleyball Association	625.00	43.60	27,250.00
Federación Puertorriqueña de Voleibol	625.00	43.60	27,250.00
Federacion Dominicana de Voleibol	625.00	43.58	27,237.50
Federacion Venezolana de Voleibol	625.00	43.58	27,237.50
Federación Argentina de Voleibol	625.00	43.58	27,237.50
Federacion Colombiana de Voleibol	625.00	43.58	27,237.50
Hosting fee	40,000.00	43.58	1,743,200.00
Uniforms	5,000.00	43.58	217,900.00
Total	50,000.00		2,179,050.00

c-24) U-23 Women's Pan American Cup**Held in Peru**

-Entry fees of Participating teams:	US\$	Rate	RDS
Federacion Costarricense de Voleibol	500.00	43.58	21,790.00
Federación Dominicana de Voleibol	500.00	43.58	21,790.00
Federación Argentina de Voleibol	500.00	43.58	21,790.00
Federacion Colombiana de Voleibol	500.00	43.58	21,790.00
Federación Cubana de Voleibol	500.00	43.82	21,910.00
Federacion Mexicana de Voleibol	500.00	43.82	21,910.00
Trinidad & Tobago Volleyball Federation	500.00	43.82	21,910.00
Hosting fee	25,000.00	43.82	1,095,500.00
Publicity and marketing	15,500.00	43.82	679,210.00
Transmission Rights	25,000.00	43.82	1,095,500.00
Total	69,000.00		3,023,100.00

c-25) U-23 Men's Pan American Cup**Held in La Habana, Cuba**

-Entry fees of Participating teams:	US\$	Rate	RDS
Federación Nacional de Voleibol de Guatemala	2,000.00	43.82	87,640.00
Federación Dominicana de Voleibol	2,000.00	44.14	88,280.00
Federacion Mexicana de Voleibol	2,000.00	44.14	88,280.00
Federacion Salvadoreña de Voleibol	2,000.00	44.14	88,280.00
Trinidad & Tobago Volleyball Federation	2,000.00	44.14	88,280.00
Hosting fee (Exonerated)	0.00	0.00	0.00
Total	10,000.00		440,760.00

c-26) U-18 Women's Youth Continental Championship**Held in San Jose, Costa Rica**

-Entry fees of Participating teams:	US\$	Rate	RDS
Federacion Costarricense de Voleibol			
Federación Dominicana de Voleibol	1,000.00	43.39	43,390.00
Federacion Mexicana de Voleibol	1,000.00	43.39	43,390.00
Federación Nacional de Voleibol de Guatemala	1,000.00	43.39	43,390.00
St. Lucia Volleyball Association	1,000.00	43.39	43,390.00
USA Volleyball	1,000.00	43.60	43,600.00
Federacion Puertorriqueña de Voleibol	1,000.00	43.60	43,600.00
Federación Nacional de Voleibol de	1,000.00	43.60	43,600.00
Trinidad & Tobago Volleyball Federation	1,000.00	43.60	43,600.00
Hosting fee (Exonerated)	0.00	0.00	0.00
Total	8,000.00		347,960.00

c-27) U-19 Men's Youth Continental Championship**Held in Tulsa, Oklahoma, USA**

-Entry fees of Participating teams:	US\$	Rate	RDS
Barbados Volleyball Federation	250.00	44.02	11,005.00
Federación Cubana de Voleibol	250.00	44.02	11,005.00
Federación Nacional de Voleibol de			
Guatemala	250.00	44.02	11,005.00
Federacion Mexicana de Voleibol	250.00	43.60	10,900.00
Federación Nicaragüense de Voleibol	250.00	43.60	10,900.00
Federacion Puertorriqueña de Voleibol	250.00	43.60	10,900.00
Hosting fee	7,500.00	43.60	327,000.00
Publicity and marketing	5,000.00	43.60	218,000.00
Total	14,000.00		610,715.00

c-28) U-20 Women's Junior Continental Championship**Held in Guatemala**

-Entry fees of Participating teams:	US\$	Rate	RDS
Federación Dominicana de Voleibol	1,500.00	43.39	65,085.00
Federación Mexicana de Voleibol	1,500.00	43.39	65,085.00
Federación Nicaragüense de Voleibol	1,500.00	43.39	65,085.00
St. Lucia Volleyball Association	1,500.00	43.60	65,400.00
USA Volleyball	1,500.00	43.60	65,400.00
Federación Costarricense de Voleibol	1,500.00	43.60	65,400.00
Federación Cubana de Voleibol	1,500.00	43.60	65,400.00
Ligue de Volleyball de Martinique	1,500.00	43.60	65,400.00
Hosting fee (Exonerated)	0.00	43.60	0.00
Total	12,000.00		522,255.00

c-29) U-21 Men's Junior Continental Championship**Held in El Salvador**

-Entry fees of Participating teams:	US\$	Rate	RDS
Federación Nacional de Voleibol de Honduras	1,500.00	43.39	65,085.00
Federación Mexicana de Voleibol	1,500.00	43.39	65,085.00
Federación Nicaragüense de Voleibol	1,500.00	43.60	65,400.00
St. Lucia Volleyball Association	1,500.00	43.60	65,400.00
USA Volleyball	1,500.00	43.58	65,370.00
Canada Volleyball Association	1,500.00	43.58	65,370.00
Federación Puertorriqueña de Voleibol	1,500.00	43.58	65,370.00
Barbados Volleyball Federation	1,500.00	43.58	65,370.00
Federación Cubana de Voleibol	1,500.00	43.58	65,370.00
Hosting fee (Exonerated)	0.00	0.00	0.00
Total	13,500.00		587,820.00

c-30) I U-20 Women's Final Four Cup**Held in Peru**

-Entry fees of Participating teams:	US\$	Rate	RDS
Federacion Chilena de Voleibol	375.00	44.14	16,552.50
Federación Dominicana de Voleibol	375.00	44.14	16,552.50
Federacion Cubana de Voleibol	375.00	44.14	16,552.50
Hosting fee	15,000.00	44.14	662,100.00
Publicity and marketing	5,000.00	44.14	220,700.00
Transmition Rights	10,000.00	44.14	441,400.00
Total	31,125.00		1,373,857.50

Total Events & Activites**28,518,181.46**

7D) Publicity and Marketing Rights

Molten Corporation

-2014 Molten Sport Equipment
(US\$250,000.00 at an exchange rate of
RD\$43.615684) 10,903,921.00

Sport Court

-7 Sport Court (US\$173,768.04 at an
exchange rate of RD\$44.20) 7,680,547.37

Gerflor

-1 Gerflor (Euro 30,968.00 at an exchange
rate of RD\$53.67) 1,662,052.56

Mikasa

-Mikasa Equipment (270 Balls for the
Continental Championship Qualification
(US\$11,607.30 at an exchange rate of
RD\$43.22) 501,667.51

Jinling Sports

-Equipment, 10 Volleyball Net System and 5
Net System Beach Volleyball event
NORCECA (US\$104,570.00 at an exchange
rate of RD\$ 43.22) 4,519,515.40

-Equipment, 27 Net, 27 antennas and 27
Beach Volleyball court lines (US\$ 13,348.50
at an exchange rate of RD\$ 44.14) 602,444.87 5,121,960.27

Total Publicity and Marketing Rights

25,870,148.71

7E) Federation Internationale de Volleyball other Assistances

a) 2014 Development Plan (US\$750,000.00
at an exchange rate of RD\$44.20) 33,150,000.00

b) Assistance for High Performance
Instructors (US\$54,000.00 at an exchange
rate of RD\$43.59) 2,353,860.00

c) Economical Assistance for the World
Championship Qualification Tournaments
(US\$218,965.72 at an exchange rate of
RD\$43.14) 9,446,181.16

d) Economical Assistance for the Beach
Volleyball Continental Championship
(US\$184,050.66 at an exchange rate of
RD\$43.04) 7,921,540.41

Total Federation Internationale de Volleyball other Assistances

52,871,581.57

7F) Interests

-BDI Bank Interests		24,266.11
---------------------	--	-----------

7G) Antidoping Tests Income

-Federations payments for Antidoping Tests during the 2014 (US\$56,000.00 at an exchange rate of RD\$44.261)		2,478,645.00
--	--	--------------

7H) Previous Year Income

a) Economical Assistance granted by Federation Internationale de Volleyball FIVB to cover part of the organization costs of the NORCECA Congress 2013 (US\$63,866.89 at an exchange rate of 43.82)		2,798,647.12
--	--	--------------

7I) Athletes International Transfer Certificates Income

a) NORCECA Athletes International Transfer Certificates (ITC)		
-23 athletes at CHF1,500.00 (80% of CHF34,500.00 equal to CHF27,600.00 equivalent to US\$28,704.00 at an exchange rate of RD\$44.20)	1,268,716.80	

b) Umbrella International Transfer -CHF17,400.00 equivalent to US\$18,096.00 at an exchange rate of RD\$44.20	799,843.20	
--	------------	--

c) NORCECA Mens' Athletes International Transfer Certificates (ITC)		
- equal to CHF14,500.00 equivalent to US\$15,806.46 at an exchange rate of RD\$43.709609)	690,894.19	

Total International Transfer Certifications Income		2,759,454.19
---	--	---------------------

7J) Donations Income**USA Volleyball**

a) Economical assistance for events organization during 2014 (US\$75,000.00 at an exchange rate of RD\$43.82)		3,286,500.00
---	--	--------------

7K) Others Income

a) Penalty -Violation of regulations in event 2014 (US\$14,000.00 at an exchange rate of RD\$43.805)	613,270.00	
---	------------	--

b) Others	1,115,979.38	
-----------	--------------	--

Total Other Income		1,729,249.38
---------------------------	--	---------------------

Total Net Income		152,299,657.54
-------------------------	--	-----------------------

NOTE 8 Prepaid Expenses

-Air Ticket for the participation in the 2015
Commision Meeting (US\$13,695.07 at an
exchange rate of RD\$44.20)

605,322.10

-Nelson Roman, Customs Services for
collection of 10,000 MS240 balls

56,689.00

Total

662,011.10

NOTE 9

9(a)

MOLTEN INVENTORY AS OF DECEMBER 31ST, 2014						
CODE	DETAIL	INVENTORY AT 12/31/14	ACQUISITION COST IN US\$	TOTAL IN US\$	EXCHANGE RATE	VALUE IN RDS
001-05	2013 MOLTEN VOLLEYBALL V5M5000	2068	30.13	62,313.07	41.20	2,567,298.65
001-06	2013 MOLTEN VOLLEYBALL V5M4000	1395	27.12	37,827.94	41.20	1,558,511.06
001-07	2014 MOLTEN VOLLEYBALL V5M5000	3000	30.16	90,471.00	43.60	3,944,602.20
001-08	2014 MOLTEN VOLLEYBALL V5M4000	3225	27.16	87,581.33	43.60	3,818,617.37
002-04	2013 MOLTEN BEACH VOLLEYBALL BV5000	1216	30.54	37,141.17	42.06	1,562,157.81
002-04	2014 MOLTEN BEACH VOLLEYBALL BV5000	1600	30.65	49,039.56	43.60	2,138,125.00
003-04	2012 MOLTEN BALL CARTS BK20HB	28	200.00	5,600.00	39.18	219,408.00
003-04	2013 MOLTEN BALL CARTS BK20HB	44	205.20	9,028.80	42.06	379,751.28
003-04	2014 MOLTEN BALL CARTS BK20HB	50	205.28	10,264.10	43.58	447,310.00
004-04	2012 MOLTEN YELLOW LINESMAN FLAGS VLF40ALY	19	45.00	855.00	39.18	33,498.90
004-04	2013 MOLTEN YELLOW LINESMAN FLAGS VLF40ALY	40	49.03	1,961.06	41.20	80,795.80
004-04	2014 MOLTEN YELLOW LINESMAN FLAGS VLF40ALY	50	48.07	2,403.61	43.82	105,323.60
005-04	2012 MOLTEN RED LINESMAN FLAGS VLF40ALR	38	45.00	1,710.00	39.18	66,997.80
005-04	2013 MOLTEN RED LINESMAN FLAGS VLF40ALR	40	49.03	1,961.06	41.20	80,795.80
005-04	2014 MOLTEN RED LINESMAN FLAGS VLF40ALR	50	48.07	2,403.61	43.82	105,323.60
006-04	2012 MOLTEN PRESSURE GAUGES PGP	19	72.50	1,377.50	39.29	54,121.98
006-04	2013 MOLTEN PRESSURE GAUGES PGP	40	78.22	3,128.80	42.06	131,597.28
007-01	2011 MOLTEN COACHING PORTFOLIO MSBV	44	45.00	1,980.00	37.88	75,002.40
007-01	2012 MOLTEN COACHING PORTFOLIO MSBV	40	45.00	1,800.00	39.29	70,722.00
007-01	2013 MOLTEN COACHING PORTFOLIO MSBV	40	50.72	2,028.80	42.06	85,331.28
007-01	2014 MOLTEN COACHING PORTFOLIO MSBV	50	50.28	2,514.10	43.58	109,564.85
008-04	2013 MOLTEN SCOREBOARD CT15	53	49.80	2,639.45	41.20	108,745.10
008-04	2014 MOLTEN SCOREBOARD CT15	80	50.57	4,045.77	43.82	177,288.60
009-04	2012 MOLTEN AIR PUMP HPGDXSL	3	15.00	45.00	39.18	1,763.10
009-04	2013 MOLTEN AIR PUMP HPGDXSL	40	19.03	761.06	41.20	31,355.80
009-04	2014 MOLTEN AIR PUMP HPGDXSL	50	18.07	903.50	43.82	39,598.20
010-04	2013 NORVO VOLLEYBALL NET	86	142.72	12,274.10	42.45	521,035.57
010-05	2013 NORVO BEACH VOLLEYBALL NET	117	106.82	12,498.19	42.45	530,547.98
010-06	2012 SENOH/FIVB VOLLEYBALL NET	10	800.00	8,000.00	39.08	312,640.00
011-03	2010 SENOH VOLLEYBALL ANTENNA NA3	3	108.00	324.00	37.35	12,101.40
011-05	2013 VOLLEYBALL ANTENNA (ANNTENA ASICS BF300)	18	100.23	1,804.20	42.86	77,328.08
013	MOLTEN MARKING TAPE PT5W	6	9.49	56.94	38.57	2,196.33
	TOTAL					19,449,456.83

9(b)

MIKASA INVENTORY AS OF DECEMBER 31ST, 2014						
CODE	DETAIL	INVENTORY AT 12/31/14	ACQUISITION COST IN US\$	TOTAL IN US\$	EXCHANGE RATE	VALUE IN RDS
001-1	MIKASA VOLLEYBALL BV-VLS300	7	48.00	336.00	37.15	12,482.40
001-1	MIKASA VOLLEYBALL BV-VLS300	480	48.00	23,040.00	38.41	884,966.40
001-1	2012 MIKASA VOLLEYBALL BV-VLS300	99	48.00	4,752.00	39.08	185,708.16
001-1	2014 MIKASA VOLLEYBALL BV-VLS300	270	44.92	12,127.38	43.22	524,145.51
001-2	2013 MIKASA VOLLEYBALL MV-200	280	40.50	11,341.21	42.45	481,434.51
002-01	MIKASA NETS SIDE BANDS	7	330.00	2,310.00	37.15	85,816.50
002-01	2012 MIKASA NETS SIDE BANDS	8	330.00	2,640.00	39.08	103,171.20
003-001	MIKASA ANTENNAS	19	108.00	2,052.00	37.15	76,231.80
003-001	MIKASA ANTENNAS	7	108.00	756.00	37.15	28,085.40
003-001	2012 MIKASA ANTENNAS	8	108.00	864.00	39.08	33,765.12
004-001	MIKASA VOLLEYBALL GAMES LINES	17	85.00	1,445.00	37.15	53,681.75
004-001	2012 MIKASA VOLLEYBALL GAMES LINES	8	85.00	680.00	39.08	26,574.40
006-01	2012 MIKASA BALL CARTS	4	110.00	440.00	39.15	17,226.00
	TOTAL					2,513,289.15

9(c)

BEACH VOLLEYBALL GAMES LINES INVENTORY AS OF DECEMBER 31ST, 2014						
CODE	DETAIL	INVENTORY AT 12/31/14	ACQUISITION COST IN US\$	TOTAL IN US\$	EXCHANGE RATE	VALUE IN RDS
001-01	2014 AJDR BEACH VOLLEYBALL GAMES LINES 2014	61	51.32	3,130.62	40.67	127,322.14
	TOTAL					127,322.14

9(d)

BERLINGER ANTIDOPING KITS INVENTORY AS OF DECEMBER 31ST, 2014						
CODE	DETAIL	INVENTORY AT 12/31/14	ACQUISITION COST IN US\$	TOTAL IN US\$	EXCHANGE RATE	VALUE IN RDS
001-01	2012 BERLINGER ANTI DOPING KITS	121	19.91	2,408.61	38.82	93,502.41
	TOTAL					93,502.41

9(e)

MIZUNO UNIFORMS INVENTORY AS OF DECEMBER 31ST, 2014						
CODE	DETAIL	INVENTORY AT 12/31/14	ACQUISITION COST IN US\$	TOTAL IN US\$	EXCHANG E RATE	VALUE IN RDS
001-01	SAMURAI WHEEL BAG G3 RY-BK 360163.5290.01.0000	12	46.80	561.60	39.03	21,919.25
001-02-02	L/S PERFORMANCE TOP G2 RY 350291.5252.05 MED	4	36.78	147.10	39.03	5,741.31
001-02-03	L/S PERFORMANCE TOP G2 RY 350291.5252.06 LARGE	3	36.78	110.33	39.03	4,305.98
001-02-04	L/S PERFORMANCE TOP G2 RY 350291.5252.07 XL	5	36.78	183.88	39.03	7,176.64
001-03-02	PRESTIGE DRI LITE TEE ROYAL 350244.5252.05 MED	4	30.02	120.06	39.03	4,685.94
001-03-03	PRESTIGE DRI LITE TEE ROYAL 350244.5252.06 LARGE	3	30.02	90.05	39.03	3,514.46
001-03-04	PRESTIGE DRI LITE TEE ROYAL 350244.5252.07 XL	5	30.02	150.08	39.03	5,857.43
001-04-02	TEAM PIPED POLO WHITE 350293.0000.05 MED	4	31.58	126.30	39.03	4,929.49
001-04-03	TEAM PIPED POLO WHITE 350293.0000.06 LARGE	6	31.58	189.45	39.03	7,394.23
001-04-04	TEAM PIPED POLO WHITE 350293.0000.07 XL	2	31.58	63.15	39.03	2,464.74
001-05-02	TEAM PIPED POLO ROYAL 350293.5252.05 MED	4	31.58	126.30	39.03	4,929.49
001-05-03	TEAM PIPED POLO ROYAL 350293.5252.06 LARGE	6	31.58	189.45	39.03	7,394.23
001-05-04	TEAM PIPED POLO ROYAL 350293.5252.07 XL	2	31.58	63.15	39.03	2,464.74
001-06-02	MENS SHORT WITH POCKETS ROYAL 350163.5252.05 MED	4	11.45	45.79	39.03	1,787.26
001-06-03	MENS SHORT WITH POCKETS ROYAL 350163.5252.06 LARGE	3	11.45	34.34	39.03	1,340.45
001-06-04	MENS SHORT WITH POCKETS ROYAL 350163.5252.07 XL	5	11.45	57.24	39.03	2,234.08
001-07-02	WARM UP PANT G2 BLACK 350290.9090.05 MED	4	26.00	104.00	39.03	4,059.12
001-07-03	WARM UP PANT G2 BLACK 350290.9090.06 LARGE	3	26.00	78.00	39.03	3,044.34
001-07-04	WARM UP PANT G2 BLACK 350290.9090.07 XL	5	26.00	130.00	39.03	5,073.90
001-08-03	MENS VOLLEY BROADSHORT RY-WH 440307.5200.06 LARGE	8	17.50	140.00	39.03	5,464.20
001-08-04	MENS VOLLEY BROADSHORT RY-WH 440307.5200.07 XL	4	17.50	70.00	39.03	2,732.10
002-01-03	STAFF POLOS SHIRTS, FIVB-NORCECA LOGOS, WHITE XL	12	31.89	382.63	42.46	16,246.33
002-01-04	STAFF POLOS SHIRTS, FIVB-NORCECA LOGOS, WHITE 2XL	22	31.89	701.48	42.46	29,784.94
002-01-05	STAFF POLOS SHIRTS, FIVB-NORCECA LOGOS, WHITE 3XL	24	31.89	765.25	42.46	32,492.66
002-01-06	STAFF POLOS SHIRTS, FIVB-NORCECA LOGOS, WHITE 4XL	8	31.89	255.08	42.46	10,830.89
002-01-07	STAFF POLOS SHIRTS, FIVB-NORCECA LOGOS, WHITE 5XL	2	31.89	63.77	42.46	2,707.72
002-01-08	STAFF POLOS SHIRTS, FIVB-NORCECA LOGOS, WHITE 6XL	1	31.89	31.89	42.46	1,353.86
002-02-03	STAFF POLOS SHIRTS, FIVB-NORCECA LOGOS, BLACK XL	11	31.89	350.74	42.46	14,892.47
002-02-04	STAFF POLOS SHIRTS, FIVB-NORCECA LOGOS, BLACK 2XL	21	31.89	669.60	42.46	28,431.08
002-02-05	STAFF POLOS SHIRTS, FIVB-NORCECA LOGOS, BLACK 3XL	26	31.89	829.02	42.46	35,200.39
002-02-06	STAFF POLOS SHIRTS, FIVB-NORCECA LOGOS, BLACK 4XL	8	31.89	255.08	42.46	10,830.89
002-02-07	STAFF POLOS SHIRTS, FIVB-NORCECA LOGOS, BLACK 5XL	2	31.89	63.77	42.46	2,707.72
002-02-08	STAFF POLOS SHIRTS, FIVB-NORCECA LOGOS, BLACK 6XL	1	31.89	31.89	42.46	1,353.86

CODE	DETAIL	INVENTORY AT 12/31/14	ACQUISITION COST IN US\$	TOTAL IN US\$	EXCHANG E RATE	VALUE IN RDS
002-03-03	STAFF POLOS SHIRTS, FIVB-NORCECA LOGOS, NAVY BLUE XL	12	31.89	382.63	42.46	16,246.33
002-03-04	STAFF POLOS SHIRTS, FIVB-NORCECA LOGOS, NAVY BLUE 2XL	22	31.89	701.48	42.46	29,784.94
002-03-05	STAFF POLOS SHIRTS, FIVB-NORCECA LOGOS, NAVY BLUE 3XL	24	31.89	765.25	42.46	32,492.66
002-03-06	STAFF POLOS SHIRTS, FIVB-NORCECA LOGOS, NAVY BLUE 4XL	8	31.89	255.08	42.46	10,830.89
002-03-07	STAFF POLOS SHIRTS, FIVB-NORCECA LOGOS, NAVY BLUE 5XL	2	31.89	63.77	42.46	2,707.72
002-03-08	STAFF POLOS SHIRTS, FIVB-NORCECA LOGOS, NAVY BLUE 6XL	1	31.89	31.89	42.46	1,353.86
	TOTAL					388,762.63

9(f)

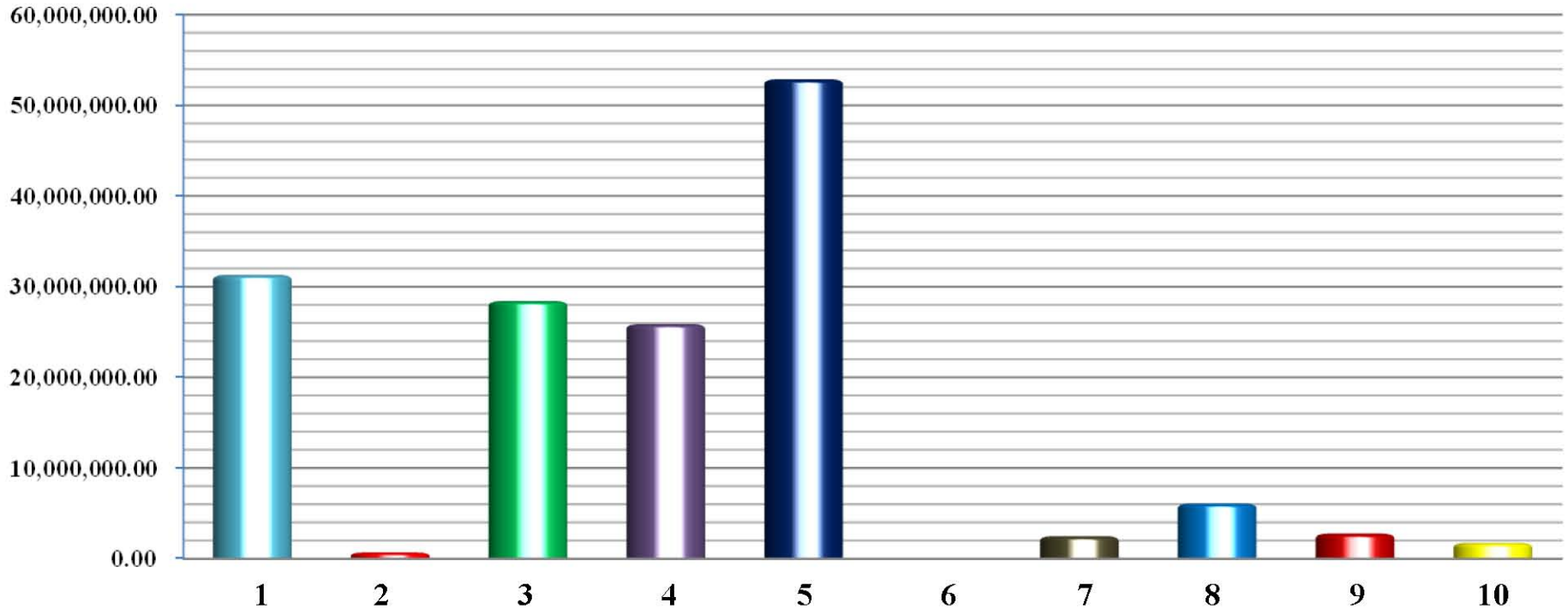
JINLING INVENTORY AS OF DECEMBER 31ST, 2014

CODE	DETAIL	INVENTORY AT 12/31/14	ACQUISITION COST IN US\$	TOTAL IN US\$	EXCHANGE RATE	VALUE IN RDS
001-01	INDOOR VOLLEYBALL UPRIGHT NET SYSTEM	5	2,622.78	13,113.91	43.22	566,783.37
001-02	VOLLEYBALL UPRIGHT PADDING	5	600.37	3,001.86	43.22	129,740.26
001-03	INDOOR VOLLEYBALL REFEREES STAND	5	2,967.02	14,835.12	43.22	641,173.69
001-04	INDOOR VOLLEYBALL PRO NETS	5	498.94	2,494.72	43.22	107,821.68
001-05	INDOOR VOLLEYBALL FLOOR PLATE & SLEEVE SYSTEM	5	377.03	1,885.13	43.22	81,475.11
002-01	BEACH VOLLEYBALL UPRIGHT NET SYSTEM	3	2,622.78	7,868.35	43.22	340,070.02
002-02	BEACH VOLLEYBALL UPRIGHT PADDING	3	600.37	1,801.11	43.22	77,844.15
002-03	BEACH VOLLEYBALL REFEREES STAND	3	2,204.78	6,614.33	43.22	285,871.36
002-04	BEACH VOLLEYBALL PRO NETS	3	498.94	1,496.83	43.22	64,693.01
002-05	BEACH VOLLEYBALL ANCHOR SYSTEM	3	768.39	2,305.18	43.22	99,629.89
002-06	BEACH VOLLEYBALL COURT LINE SYSTEM	3	363.71	1,091.12	43.22	47,158.15
002-07	BEACH VOLLEYBALL NETS ANTENNAS	8	117.82	942.56	43.22	40,737.55
002-08	BEACH VOLLEYBALL NET	27	342.70	9,252.90	44.14	408,423.01
002-09	BEACH VOLLEYBALL ANTENA	27	132.70	3,582.95	44.14	158,153.18
002-10	BEACH VOLLEYBALL COURT LINE	27	83.20	2,246.45	44.14	99,158.30
				72,532.52		3,148,732.73

9(g)

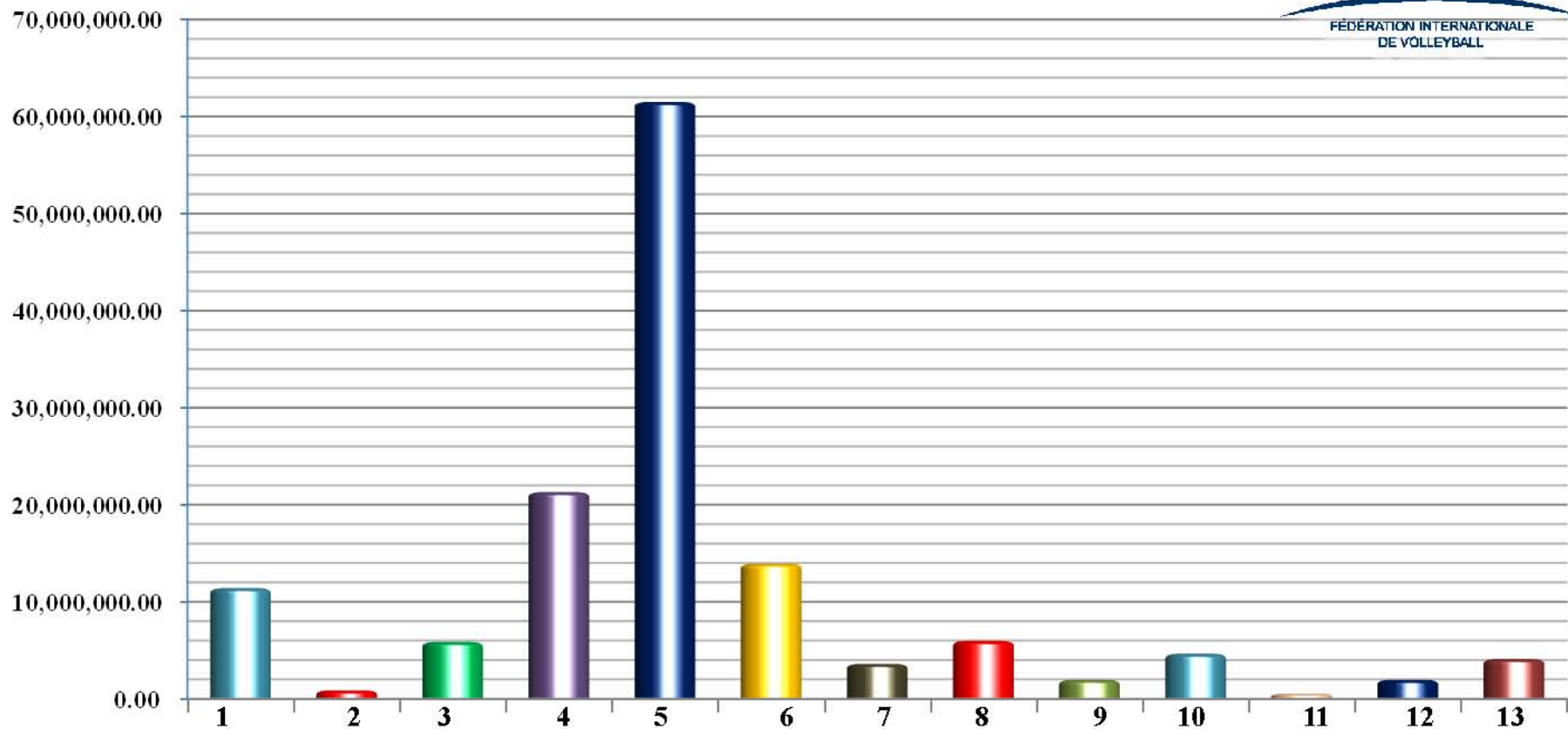
GERFLOR INVENTORY AS OF DECEMBER 31ST, 2014						
CODE	DETAIL	INVENTORY AT 12/31/14	ACQUISITION COST IN US\$	TOTAL IN US\$	EXCHANGE RATE	VALUE IN RDS
001-01	GERFLOR	1	38,933.06	38,933.06	44.20	1,720,841.09
	TOTAL					1,720,841.09

CHARTS OF INCOMES AND EXPENSES 2014



1. FIVB ANNUAL CONTRIBUTION
2. NATIONAL FEDERATION AFFILIATION FEES
3. ACTIVITIES AND EVENTS
4. PUBLICITY AND MARKETING RIGHTS
5. FIVB OTHER ASSISTANCES
6. BANK INTERESTS

7. ANTIDOPING TESTS INCOME
8. PREVIUS YEARS INCOME AND DONATIONS INCOME
9. ATHLETES INTERNATIONAL TRANSFER CERTIFICATES INCOME
10. OTHERS INCOME



1. PROFESSIONAL FEES, CHRISTMAS BONUS, VACATIONS BONUS, SOCIAL AND MEDICAL SECURITY AND LEGAL FEES
2. OFFICE EQUIPMENTS, POSTAGE, BUILDING AND OFFICE EQUIPMENTS MAINTENANCE AND REPAIR
3. CONGRESS, MEETINGS AND ASSEMBLIES
4. CHAMPIONSHIPS, TOURNAMENTS, EVENTS AND ACTIVITIES
5. ZONES ECONOMICAL ASSISTANCES (AFECVOL/CAZOVA/ECVA/CENTRAL)
6. SPORT EQUIPMENTS TO NATIONAL FEDERATIONS

7. CHARGES BANKS AND LEGAL EXPENSES
8. LODGING, MEALS, TRANSPORTATION, PER DIEM AND REPRESENTATION EXPENSIVES
9. FIVB REGIONAL VOLLEYBALL DEVELOPMENT CENTRE
10. VIII BEACH VOLLEYBALL CONTINENTAL TOUR
11. EXTERNAL AUDIT SERVICES
12. ANTI-DOPING TEST
13. OTHERS EXPENSIVES

**INCOMES AND EXPENSES
EXECUTED BUDGET 2014**

**NORCECA VOLLEYBALL CONFEDERATION
2014 FINANCIAL INCOME BUDGET**

RDS

	BUDGET	INCOME	DIFFERENCE	DIFFERENCE %
	2014	2014		
REGISTRATION FEES:				
XIII WOMEN'S PANAMERICAN CUP	238,425.20	190,570.00	(47,855.20)	(20.07)
IX MEN'S PANAMERICAN CUP	133,723.20	217,950.00	84,226.80	62.99
NORCECA WOMEN'S CONTINENTAL CHAMPIONSHIP	177,403.20	0.00	(177,403.20)	(100.00)
NORCECA MEN'S CONTINENTAL CHAMPIONSHIP	177,611.20	0.00	(177,611.20)	(100.00)
U-18 NORCECA WOMEN'S YOUTH CONTINENTAL CHAMPIONSHIP	63,581.86	347,960.00	284,378.14	0.00
U-19 NORCECA MEN'S YOUTH CONTINENTAL CHAMPIONSHIP	74,082.03	65,715.00	(8,367.03)	0.00
U-20 NORCECA WOMEN'S JUNIOR CONTINENTAL CHAMPIONSHIP	127,110.29	522,255.00	395,144.71	0.00
U-21 NORCECA MEN'S JUNIOR CONTINENTAL CHAMPIONSHIP	110,160.15	587,820.00	477,659.85	0.00
NORCECA CONTINENTAL BEACH VOLLEYBALL CHAMPIONSHIP	1,291,187.56	1,154,961.00	(136,226.56)	(10.55)
MEN'S OLYMPIC QUALIFICATION CHAMPIONSHIP	0.00	0.00	0.00	0.00
WOMEN'S OLYMPIC QUALIFICATION CHAMPIONSHIP	0.00	0.00	0.00	0.00
2014 MEN'S WORLD CHAMPIONSHIPS QUALIFICATION TOURNAMENTS	390,109.20	346,330.00	(43,779.20)	(11.22)
2014 WOMEN'S WORLD CHAMPIONSHIPS QUALIFICATION TOURNAMENTS	388,481.60	432,480.00	43,998.40	11.33
FINAL FOUR	66,237.60	49,657.50	(16,580.10)	(25.03)
WOMEN'S YOUTH PANAMERICAN CUP	0.00	0.00	0.00	0.00
MEN'S YOUTH PANAMERICAN CUP	0.00	0.00	0.00	0.00
WOMEN'S JUNIOR PANAMERICAN CUP	0.00	0.00	0.00	0.00
MEN'S JUNIOR PANAMERICAN CUP	0.00	0.00	0.00	0.00
U-23 WOMEN'S PANAMERICAN CUP	148,588.04	152,890.00	4,301.96	2.90
U-23 MEN'S PANAMERICAN CUP	85,046.21	440,760.00	355,713.79	418.26
BEACH VOLLEYBALL CONTINENTAL CUP	4,544,184.32	0.00	(4,544,184.32)	0.00
2015 WOMEN'S CHAMPIONS CUP	0.00	0.00	0.00	0.00
2015 MEN'S CHAMPIONS CUP	0.00	0.00	0.00	0.00
TOTAL	8,015,931.65	4,509,348.50	(3,506,583.15)	(43.75)
AFFILIATION FEES	665,508.48	672,984.00	7,475.52	1.12
HOSTING FEES:				
XIII WOMEN'S PANAMERICAN CUP	1,738,464.00	1,735,600.00	(2,864.00)	(0.16)
IX MEN'S PANAMERICAN CUP	1,337,232.00	1,743,200.00	405,968.00	30.36
NORCECA WOMEN'S CONTINENTAL CHAMPIONSHIP	1,337,232.00	0.00	(1,337,232.00)	(100.00)
NORCECA MEN'S CONTINENTAL CHAMPIONSHIP	1,279,688.80	0.00	(1,279,688.80)	(100.00)
U-18 NORCECA WOMEN'S YOUTH CONTINENTAL CHAMPIONSHIP	317,828.16	0.00	(317,828.16)	(100.00)
U-19 NORCECA MEN'S YOUTH CONTINENTAL CHAMPIONSHIP	635,818.56	327,000.00	(308,818.56)	(48.57)
U-20 NORCECA WOMEN'S JUNIOR CONTINENTAL CHAMPIONSHIP	635,818.56	0.00	(635,818.56)	(100.00)
U-21 NORCECA MEN'S JUNIOR CONTINENTAL CHAMPIONSHIP	648,045.84	0.00	(648,045.84)	(100.00)
NORCECA CONTINENTAL BEACH VOLLEYBALL CHAMPIONSHIP	436,789.60	1,482,410.00	1,045,620.40	239.39
MEN'S OLYMPIC QUALIFICATION CHAMPIONSHIP	0.00	0.00	0.00	0.00
WOMEN'S OLYMPIC QUALIFICATION CHAMPIONSHIP	0.00	0.00	0.00	0.00
2014 MEN'S WORLD CHAMPIONSHIPS QUALIFICATION TOURNAMENTS	259,771.20	4,329,000.00	4,069,228.80	1,566.47
2014 WOMEN'S WORLD CHAMPIONSHIPS QUALIFICATION TOURNAMENTS	258,596.00	5,193,400.00	4,934,804.00	1,908.31
FINAL FOUR	883,168.00	662,100.00	(221,068.00)	(25.03)

	BUDGET	INCOME	DIFFERENCE	DIFFERENCE %
	2014	2014		
WOMEN'S YOUTH PANAMERICAN CUP	0.00	0.00	0.00	0.00
MEN'S YOUTH PANAMERICAN CUP	0.00	0.00	0.00	0.00
WOMEN'S JUNIOR PANAMERICAN CUP	0.00	0.00	0.00	0.00
MEN'S JUNIOR PANAMERICAN CUP	0.00	0.00	0.00	0.00
U-23 WOMEN'S PANAMERICAN CUP	637,603.20	1,095,500.00	457,896.80	71.82
U-23 MEN'S PANAMERICAN CUP	425,501.44	0.00	(425,501.44)	(100.00)
BEACH VOLLEYBALL CONTINENTAL CUP	710,028.80	0.00	(710,028.80)	(100.00)
2015 WOMEN'S CHAMPIONS CUP	0.00	0.00	0.00	0.00
2015 MEN'S CHAMPIONS CUP	0.00	0.00	0.00	0.00
TOTAL	11,541,586.16	16,568,210.00	5,026,623.84	43.55
FEDERATION INTERNATIONALE DE VOLLEYBALL (FIVB)				
FIVB ANNUAL FINANCIAL ALLOWANCE	34,849,360.00	31,290,000.00	(3,559,360.00)	(10.21)
DEVELOPMENT PLAN	33,189,000.00	33,150,000.00	(39,000.00)	(0.12)
OTHER ASSISTANCES (ASSISTANCE FOR HIGH PERFORMANCE INSTRUCTORS)	2,373,040.80	2,353,860.00	(19,180.80)	(0.81)
MEN'S AND WOMEN'S WORLD CHAMPIONSHIPS QUALIFICATION TOURNAMENTS	26,587,008.45	9,446,181.16	(17,140,827.29)	(64.47)
BEACH VOLLEYBALL CONTINENTAL CUP	0.00	7,921,540.41	7,921,540.41	100.00
TOTAL	96,998,409.25	84,161,581.57	(12,836,827.68)	(13.23)
PUBLICITY AND MARKETING				
XIII WOMEN'S PANAMERICAN CUP	1,723,124.00	216,950.00	(1,506,174.00)	(87.41)
IX MEN'S PANAMERICAN CUP	445,744.00	217,900.00	(227,844.00)	(51.12)
NORCECA WOMEN'S CONTINENTAL CHAMPIONSHIP	1,112,124.00	0.00	(1,112,124.00)	(100.00)
NORCECA MEN'S CONTINENTAL CHAMPIONSHIP	220,740.00	0.00	(220,740.00)	(100.00)
U-18 NORCECA WOMEN'S YOUTH CONTINENTAL CHAMPIONSHIP	423,879.04	0.00	(423,879.04)	(100.00)
U-19 NORCECA MEN'S YOUTH CONTINENTAL CHAMPIONSHIP	423,879.04	218,000.00	(205,879.04)	(48.57)
U-20 NORCECA WOMEN'S JUNIOR CONTINENTAL CHAMPIONSHIP	423,879.04	0.00	(423,879.04)	0.00
U-21 NORCECA MEN'S JUNIOR CONTINENTAL CHAMPIONSHIP	423,879.04	0.00	(423,879.04)	0.00
NORCECA BEACH VOLLEYBALL CONTINENTAL CUP	0.00	67,082.96	67,082.96	0.00
MEN'S OLYMPIC QUALIFICATION CHAMPIONSHIP	0.00	0.00	0.00	0.00
WOMEN'S OLYMPIC QUALIFICATION CHAMPIONSHIP	0.00	0.00	0.00	0.00
2014 MEN'S WORLD CHAMPIONSHIPS QUALIFICATION TOURNAMENTS	0.00	1,816,840.00	1,816,840.00	100.00
2014 WOMEN'S WORLD CHAMPIONSHIPS QUALIFICATION TOURNAMENTS	0.00	2,467,040.00	2,467,040.00	100.00
FINAL FOUR	0.00	662,100.00	662,100.00	100.00
WOMEN'S YOUTH PANAMERICAN CUP	0.00	0.00	0.00	0.00
MEN'S YOUTH PANAMERICAN CUP	0.00	0.00	0.00	0.00
WOMEN'S JUNIOR PANAMERICAN CUP	0.00	0.00	0.00	0.00
MEN'S JUNIOR PANAMERICAN CUP	0.00	0.00	0.00	0.00
U-23 WOMEN'S PANAMERICAN CUP	340,055.04	1,774,710.00	1,434,654.96	421.89
U-23 MEN'S PANAMERICAN CUP	340,055.04	0.00	(340,055.04)	(100.00)
CONTINENTAL BEACH VOLLEYBALL CUP	0.00	0.00	0.00	0.00
2015 WOMEN'S CHAMPIONS CUP	0.00	0.00	0.00	0.00
2015 MEN'S CHAMPIONS CUP	0.00	0.00	0.00	0.00
TOTAL	5,877,358.24	7,440,622.96	1,563,264.72	26.60
SPORT EQUIPMENTS PUBLICITY				

	BUDGET	INCOME	DIFFERENCE	DIFFERENCE %
	2014	2014		
SPORT EQUIPMENTS	11,714,352.26	16,527,548.78	4,813,196.52	41.09
SPORT COURT	11,994,313.23	9,342,599.93	(2,651,713.30)	(22.11)
TOTAL	23,708,665.49	25,870,148.71	2,161,483.22	9.12
OTHER INCOME				
BANK INTERESTS	30,351.09	24,266.11	(6,084.98)	(20.05)
ATHLETES INTERNATIONAL TRANSFER CERTIFICATES	1,713,065.18	2,759,454.19	1,046,389.01	61.08
OTHER INCOME	2,857,756.63	1,729,249.38	(1,128,507.25)	(39.49)
DONATIONS INCOME	0.00	3,286,500.00	3,286,500.00	100.00
ANTIDOPING TESTS INCOME	0.00	2,478,645.00	2,478,645.00	100.00
PREVIOUS YEARS INCOME	0.00	2,798,647.12	2,798,647.12	100.00
TOTAL	4,601,172.90	13,076,761.80	8,475,588.90	184.20
TOTAL	151,408,632.17	152,299,657.54	891,025.37	0.59

NORCECA VOLLEYBALL CONFEDERATION
2014 EXPENDITURE BUDGET

RDS

		BUDGET	EXPENSES	DIFFERENCE	DIFFERENCE %
	OPERATING EXPENSES	2014	2014		
1-	SALARIES	7,473,526.55	7,707,278.89	233,752.34	3.13
2-	PROFESSIONAL FEES	49,920.00	54,000.00	4,080.00	8.17
3-	CHRISTMAS BONUS (BY LAW)	621,349.60	643,963.90	22,614.30	3.64
4-	NOTICE & UNEMPLOYMENT FEES (BY LAW)	179,714.23	600,957.68	421,243.45	234.40
5-	VACATIONS BONUS (BY LAW)	368,790.49	420,093.55	51,303.06	13.91
6-	ATTENTION, TRAINING AND BONUS TO EMPLOYEES	1,490,169.19	864,595.50	(625,573.69)	(41.98)
7-	SOCIAL SECURITY	1,081,968.50	1,106,512.68	24,544.18	2.27
8-	OVERTIME	254,134.56	0.00	(254,134.56)	(100.00)
9-	PERSONNEL RECRUITMENT	12,480.00	0.00	(12,480.00)	(100.00)
10-	CHRISTMAS CARDS	76,023.99	79,330.00	3,306.01	4.35
11-	LEGAL FEES	998,400.00	975,074.08	(23,325.92)	(2.34)
12-	OFFICE SUPPLIES	563,444.04	487,388.59	(76,055.45)	(13.50)
13-	CLEANING SUPPLIES	11,689.06	5,254.93	(6,434.13)	(55.04)
14-	TELECOMMUNICATIONS SERVICES	620,414.77	720,139.12	99,724.35	16.07
15-	REPRESENTATION AND PUBLIC RELATIONS	453,274.06	175,107.98	(278,166.08)	(61.37)
16-	MONITORING SERVICES	20,036.81	17,085.14	(2,951.67)	(14.73)
17-	EXTERNAL AUDIT SERVICES	532,521.60	522,974.40	(9,547.20)	(1.79)
18-	POSTAGE	112,593.81	163,909.97	51,316.16	45.58
19-	NEWSPAPERS AND MAGAZINES SUBSCRIPTIONS	14,274.00	13,725.00	(549.00)	(3.85)
20-	EMERGENCY POWER SUPPLY MAINTENANCE	40,851.62	57,564.22	16,712.60	40.91
21-	UNCOLLECTABLE ACCOUNTS	407,600.91	0	(407,600.91)	(100.00)
22-	BUILDING REPAIR AND REMODELING	20,565.33	0.00	(20,565.33)	(100.00)
23-	BUILDING MAINTENANCE	364,577.08	79,247.24	(285,329.84)	(78.26)
24-	OFFICE EQUIPMENT'S MAINTENANCE	76,369.28	67,568.30	(8,800.98)	(11.52)
25-	OFFICE EQUIPMENT'S REPAIR	19,313.63	5,000.00	(14,313.63)	(74.11)
26-	LOST FIXED ASSET	103,348.17	13,306.61	(90,041.56)	(87.12)
27-	OFFICE FURNITURE AND EQUIPMENT DEPRECIATION	624,442.26	540,790.36	(83,651.90)	(13.40)
28-	APARTMENT RENTAL FOR FOREIGN PERSONNEL	259,339.08	259,181.95	(157.13)	(0.06)
29-	OFFICE FURNITURE AND EQUIPMENT INSURANCE	27,294.80	32,986.88	5,692.08	20.85
30-	TRANSPORTATION, GASOLINE AND OIL	1,050,392.18	504,371.00	(546,021.18)	(51.98)
31-	LODGING AND MEALS	1,345,966.66	1,463,242.71	117,276.05	8.71
32-	PER DIEM	6,585,616.00	3,818,991.62	(2,766,624.38)	(42.01)
33-	SOUVENIRS	66,674.88	0.00	(66,674.88)	(100.00)
34-	RECOGNITION PLAQUES	28,199.55	0.00	(28,199.55)	(100.00)
35-	AWARDS AND INCENTIVES	443,768.00	0.00	(443,768.00)	(100.00)

		BUDGET	EXPENSES	DIFFERENCE	DIFFERENCE %
	OPERATING EXPENSES	2014	2014		
36-	WEB SITE	215,705.72	219,011.10	3,305.38	1.53
37-	DONATIONS FOR YOUTH VOLLEYBALL EVENTS	41,783.04	0.00	(41,783.04)	(100.00)
38-	FRAMED AND LAMINATED	29,376.59	0.00	(29,376.59)	(100.00)
39-	BANNERS	108,937.92	60,888.00	(48,049.92)	(44.11)
40-	SPORT EQUIPMENTS AND PUBLICITY EXPENSES	8,398,395.67	13,920,629.65	5,522,233.98	65.75
41-	SPORT EQUIPMENTS WAREHOUSE RENTAL	434,130.32	360,000.00	(74,130.32)	(17.08)
42-	ANTIDOPING TESTS	1,314,317.63	1,956,336.56	642,018.93	48.85
43-	AIR TICKETS	512,336.47	776,073.94	263,737.47	51.48
44-	VISAS, PASSPORTS AND DOCUMENTS LEGALIZATION	31,400.14	29,835.00	(1,565.14)	(4.98)
45-	WORKING AND COMMISSIONS MEETINGS	3,223,637.13	4,448,514.39	1,224,877.26	38.00
46-	CONGRESS, SEMINARS AND ASSEMBLIES	0.00	1,405,848.69	1,405,848.69	100.00
47-	FIVB REGIONAL DEVELOPMENT CENTRE	3,099,702.10	1,950,044.98	(1,149,657.12)	(37.09)
48-	FINANCIAL ASSISTANCE FOR FEDERATIONS PARTICIPATING IN THE QUALIFICATION CHAMPIONSHIPS & TOURNAMENTS	73,177,737.03	74,103,202.77	925,465.74	1.26
49-	YOUTH VOLLEYBALL FESTIVAL ASSISTANCE	844,226.58	703,794.00	(140,432.58)	(16.63)
50-	EVENTS & ACTIVITIES	13,416,478.47	10,465,261.69	(2,951,216.78)	(22.00)
51-	BANK CHARGES AND OTHER FINANCIAL EXPENSES	3,690,349.48	2,621,130.07	(1,069,219.41)	(28.97)
52-	OTHER EXPENSES	84,172.51	56,793.53	(27,378.98)	(32.53)
53-	PREVIOUS YEARS EXPENSES	0.00	63,034.75	63,034.75	100.00
54-	EXCHANGE RATE DIFFERENCES	0.00	132,789.81	132,789.81	100.00
55-	FREIGHT AND CUSTOMS SERVICES	0.00	17,212.82	17,212.82	100.00
56-	BEACH VOLLEYBALL YOUTH OLYMPIC GAME QUALIFICATION	0.00	2,873,547.79	0.00	100.00
	TOTAL	135,021,731.49	137,563,591.84	2,541,860.35	1.88

INCOMES AND EXPENSES BUDGET
2014-2017

**NORCECA VOLLEYBALL CONFEDERATION
2015-2017 INCOME BUDGET**

RDS

	EXPENSES	BUDGET	BUDGET	BUDGET
	2014	2015	2016	2017
REGISTRATION FEES:				
WOMEN'S PANAMERICAN CUP	190,570.00	247,962.00	252,921.24	257,979.66
MEN'S PANAMERICAN CUP	217,950.00	247,962.00	252,921.24	257,979.66
NORCECA WOMEN'S CONTINENTAL CHAMPIONSHIP	0.00	247,962.00	0.00	257,979.66
NORCECA MEN'S CONTINENTAL CHAMPIONSHIP	0.00	247,962.00	0.00	257,979.66
NORCECA U-18 WOMEN'S YOUTH CONTINENTAL CHAMPIONSHIP	347,960.00	0.00	126,460.62	0.00
NORCECA U-19 MEN'S YOUTH CONTINENTAL CHAMPIONSHIP	65,715.00	0.00	126,460.62	0.00
NORCECA U-20 WOMEN'S JUNIOR CONTINENTAL CHAMPIONSHIP	522,255.00	0.00	189,690.93	0.00
NORCECA U-21 MEN'S JUNIOR CONTINENTAL CHAMPIONSHIP	587,820.00	0.00	189,640.93	0.00
NORCECA CONTINENTAL BEACH VOLLEYBALL CHAMPIONSHIP	1,154,961.00	1,136,116.80	1,931,398.00	1,970,025.96
MEN'S OLYMPIC QUALIFICATION CHAMPIONSHIP	0.00	0.00	68,978.52	0.00
WOMEN'S OLYMPIC QUALIFICATION CHAMPIONSHIP	0.00	0.00	68,978.52	0.00
MEN'S WORLD CHAMPIONSHIPS QUALIFICATION TOURNAMENTS	346,330.00	0.00	275,914.08	844,297.09
WOMEN'S WORLD CHAMPIONSHIPS QUALIFICATION TOURNAMENTS	432,480.00	0.00	275,914.08	844,297.09
U-18 AND U-20 FINAL FOUR	49,657.50	152,158.50	155,201.67	158,305.70
U-18 WOMEN'S YOUTH PANAMERICAN CUP	0.00	78,897.00	0.00	82,084.44
U-19 MEN'S YOUTH PANAMERICAN CUP	0.00	78,897.00	0.00	82,084.44
U-20 WOMEN'S JUNIOR PANAMERICAN CUP	0.00	118,345.50	0.00	123,126.66
U-21 MEN'S JUNIOR PANAMERICAN CUP	0.00	118,345.50	0.00	123,126.66
U-23 WOMEN'S PANAMERICAN CUP	152,890.00	0.00	252,921.24	0.00
U-23 MEN'S PANAMERICAN CUP	440,760.00	0.00	252,921.24	0.00
BEACH VOLLEYBALL CONTINENTAL CUP	0.00	0.00	0.00	0.00
2015 NORCECA WOMEN'S CHAMPION CUP	0.00	84,532.50	0.00	0.00
2015 NORCECA MEN'S CHAMPION CUP	0.00	84,532.50	0.00	0.00
TOTAL	4,509,348.50	2,843,673.30	4,420,322.93	5,259,266.68
AFFILIATION FEES	672,984.00	686,443.68	700,172.55	714,176.00
TOTAL	672,984.00	686,443.68	700,172.55	714,176.00
HOSTING FEES:				
WOMEN'S PANAMERICAN CUP	1,735,600.00	1,803,360.00	1,839,427.20	1,876,215.74
MEN'S PANAMERICAN CUP	1,743,200.00	1,803,360.00	1,839,427.20	1,876,215.74
NORCECA WOMEN'S CONTINENTAL CHAMPIONSHIP	0.00	1,352,520.00	0.00	1,407,161.81
NORCECA MEN'S CONTINENTAL CHAMPIONSHIP	0.00	1,352,520.00	0.00	1,407,161.81
NORCECA U-18 WOMEN'S YOUTH CONTINENTAL CHAMPIONSHIP	0.00	0.00	459,856.80	0.00
NORCECA U-19 MEN'S YOUTH CONTINENTAL CHAMPIONSHIP	327,000.00		459,856.80	0.00
NORCECA U-20 WOMEN'S JUNIOR CONTINENTAL CHAMPIONSHIP	0.00	0.00	919,713.60	0.00
NORCECA U-21 MEN'S JUNIOR CONTINENTAL CHAMPIONSHIP	0.00	0.00	919,713.60	0.00

	EXPENSES	BUDGET	BUDGET	BUDGET
	2014	2015	2016	2017
NORCECA CONTINENTAL BEACH VOLLEYBALL CHAMPIONSHIP	1,482,410.00	811,512.00	1,379,570.00	1,407,161.40
MEN'S OLYMPIC QUALIFICATION CHAMPIONSHIP	0.00	0.00	2,254,200.00	0.00
WOMEN'S OLYMPIC QUALIFICATION CHAMPIONSHIP	0.00	0.00	2,254,200.00	0.00
2014 MEN'S WORLD CHAMPIONSHIPS QUALIFICATION TOURNAMENTS	4,329,000.00	0.00	367,885.44	4,305,915.14
2014 WOMEN'S WORLD CHAMPIONSHIPS QUALIFICATION TOURNAMENTS	5,193,400.00	0.00	367,885.44	4,305,915.14
U-18 AND U-20 FINAL FOUR	662,100.00	2,254,200.00	2,299,284.00	2,345,269.68
WOMEN'S YOUTH PANAMERICAN CUP	0.00	450,840.00	0.00	469,053.94
MEN'S YOUTH PANAMERICAN CUP	0.00	450,840.00	0.00	469,053.94
WOMEN'S JUNIOR PANAMERICAN CUP	0.00	901,680.00	0.00	938,107.87
MEN'S JUNIOR PANAMERICAN CUP	0.00	901,680.00	0.00	938,107.87
U-23 WOMEN'S PANAMERICAN CUP	1,095,500.00	0.00	1,379,570.40	0.00
U-23 MEN'S PANAMERICAN CUP	0.00	0.00	1,379,570.40	0.00
BEACH VOLLEYBALL CONTINENTAL CUP	0.00	0.00	1,379,570.40	0.00
2015 NORCECA WOMEN'S CHAMPION CUP	0.00	1,803,360.00	0.00	0.00
2015 NORCECA MEN'S CHAMPION CUP	0.00	1,803,360.00	0.00	0.00
TOTAL	16,568,210.00	15,689,232.00	19,499,731.28	21,745,340.08
FEDERATION INTERNATIONALE DE VOLLEYBALL (FIVB)				
FIVB ANNUAL FINANCIAL ALLOWANCE	31,290,000.00	31,915,800.00	32,554,116.00	33,205,198.32
DEVELOPMENT PLAN	33,150,000.00	33,813,000.00	34,489,260.00	35,179,045.20
OTHER ASSISTANCES(ASSISTANCE FOR HIGH PERFORMANCE INSTRUCTORS)	2,353,860.00	2,400,937.20	2,448,955.94	2,497,935.06
WORLD CHAMPIONSHIPS QUALIFICATION TOURNAMENTS	9,446,181.16	9,635,104.78	9,827,806.88	10,024,363.02
CONTINENTAL BEACH VOLLEYBALL CHAMPIONSHIPS	7,921,540.41	0.00	0.00	0.00
TOTAL	84,161,581.57	77,764,841.98	79,320,138.82	80,906,541.60
PUBLICITY AND MARKETING				
WOMEN'S PANAMERICAN CUP	216,950.00	1,352,520.00	1,379,570.40	1,407,161.81
MEN'S PANAMERICAN CUP	217,900.00	1,352,520.00	1,379,570.40	1,407,161.81
NORCECA WOMEN'S CONTINENTAL CHAMPIONSHIP	0.00	1,352,520.00	0.00	1,407,161.81
NORCECA MEN'S CONTINENTAL CHAMPIONSHIP	0.00	1,352,520.00	0.00	1,407,161.81
NORCECA U-18 WOMEN'S YOUTH CONTINENTAL CHAMPIONSHIP	0.00	0.00	229,928.40	0.00
NORCECA U-19 MEN'S YOUTH CONTINENTAL CHAMPIONSHIP	218,000.00	0.00	229,928.40	0.00
NORCECA U-20 WOMEN'S JUNIOR CONTINENTAL CHAMPIONSHIP	0.00	0.00	459,856.80	0.00
NORCECA U-21 MEN'S JUNIOR CONTINENTAL CHAMPIONSHIP	0.00	0.00	459,856.80	0.00
NORCECA CONTINENTAL BEACH VOLLEYBALL CHAMPIONSHIP	67,082.96	68,424.62	69,793.11	71,188.97
MEN'S OLYMPIC QUALIFICATION CHAMPIONSHIP	0.00	0.00	1,379,570.40	0.00
WOMEN'S OLYMPIC QUALIFICATION CHAMPIONSHIP	0.00	0.00	1,379,570.40	0.00
2014 MEN'S WORLD CHAMPIONSHIPS QUALIFICATION TOURNAMENTS	1,816,840.00	0.00	367,885.44	2,110,742.71
2014 WOMEN'S WORLD CHAMPIONSHIPS QUALIFICATION TOURNAMENTS	2,467,040.00	0.00	367,885.44	2,110,742.71
U-18 AND U-20 FINAL FOUR	662,100.00	225,420.00	229,928.40	234,526.97
U-18 WOMEN'S YOUTH PANAMERICAN CUP	0.00	225,420.00	0.00	234,526.97
U-19 MEN'S YOUTH PANAMERICAN CUP	0.00	225,420.00	0.00	234,526.97

	EXPENSES	BUDGET	BUDGET	BUDGET
	2014	2015	2016	2017
U-20 WOMEN'S JUNIOR PANAMERICAN CUP	0.00	450,840.00	0.00	469,053.94
U-21 MEN'S JUNIOR PANAMERICAN CUP	0.00	450,840.00	0.00	469,053.94
U-23 WOMEN'S PANAMERICAN CUP	1,774,710.00	0.00	919,713.60	0.00
U-23 MEN'S PANAMERICAN CUP	0.00	0.00	919,713.60	0.00
BEACH VOLLEYBALL CONTINENTAL CUP	0.00	450,840.00	1,103,656.32	0.00
WORLD CHAMPIONSHIP QUALIFYING YOUTH BEACH VOLLEYBALL	0.00	270,504.00		281,432.36
NORCECA WOMEN'S CHAMPION CUP	0.00	1,352,520.00	0.00	0.00
NORCECA MEN'S CHAMPION CUP	0.00	1,352,520.00	0.00	0.00
TOTAL	7,440,622.96	10,482,828.62	10,876,427.91	11,844,442.78
SPORT EQUIPMENTS PUBLICITY				
SPORT EQUIPMENTS	16,527,548.78	16,858,099.76	17,195,261.75	17,539,166.99
SPORT COURT	9,342,599.93	9,529,451.93	9,720,040.97	9,914,441.79
TOTAL	25,870,148.71	26,387,551.68	26,915,302.72	27,453,608.77
OTHER INCOME				
BANK INTERESTS	24,266.11	24,751.43	25,246.46	25,751.39
ATHLETES INTERNATIONAL TRANSFER CERTIFICATES	2,759,454.19	2,814,643.27	2,870,936.14	2,928,354.86
OTHER INCOME	1,729,249.38	1,763,834.37	1,799,111.05	1,835,093.28
DONATIONS INCOME	3,286,500.00	3,286,500.00	3,352,230.00	3,419,274.60
ANTIDOPING TESTS INCOME	2,478,645.00	2,524,704.00	2,575,198.08	2,626,702.04
PREVIOUS YEARS INCOME	2,798,647.12	0.00	0.00	0.00
TOTAL	13,076,761.80	10,414,433.07	10,622,721.74	10,835,176.17
TOTAL	152,299,657.54	144,269,004.34	152,354,817.95	158,758,552.08

NORCECA VOLLEYBALL CONFEDERATION
2015-2017 EXPENDITURE BUDGET

RD\$

		EXPENSES	BUDGET	BUDGET	BUDGET
	OPERATING EXPENSES	2014	2015	2016	2017
1-	SALARIES	7,707,278.89	7,861,424.47	8,018,652.96	8,179,026.02
2-	PROFESSIONAL FEES	54,000.00	55,080.00	56,181.60	57,305.23
3-	CHRISTMAS BONUS (BY LAW)	643,963.90	656,843.18	669,980.04	683,379.64
4-	NOTICE & UNEMPLOYMENT FEES (BY LAW)	600,957.68	612,976.83	625,236.37	637,741.10
5-	VACATIONS BONUS (BY LAW)	420,093.55	428,495.42	437,065.33	445,806.64
6-	ATTENTION, TRAINING AND BONUS TO EMPLOYEES	864,595.50	881,887.41	899,525.16	917,515.66
7-	SOCIAL SECURITY	1,106,512.68	1,128,642.93	1,151,215.79	1,174,240.11
8-	CHRISTMAS CARDS	79,330.00	80,916.60	82,534.93	84,185.63
9-	LEGAL FEES	975,074.08	994,575.56	1,014,467.07	1,034,756.41
10-	OFFICE SUPPLIES	487,388.59	497,136.36	507,079.09	517,220.67
11-	CLEANING SUPPLIES	5,254.93	5,360.03	5,467.23	5,576.57
12-	TELECOMMUNICATIONS SERVICES	720,139.12	734,541.90	749,232.74	764,217.40
13-	REPRESENTATION AND PUBLIC RELATIONS	175,107.98	178,610.14	182,182.34	185,825.99
14-	MONITORING SERVICES	17,085.14	17,426.84	17,775.38	18,130.89
15-	EXTERNAL AUDIT SERVICES	522,974.40	533,433.89	544,102.57	554,984.62
16-	POSTAGE	163,909.97	167,188.17	170,531.93	173,942.57
17-	NEWSPAPERS AND MAGAZINES SUBSCRIPTIONS	13,725.00	13,999.50	14,279.49	14,565.08
18-	EMERGENCY POWER SUPPLY MAINTENANCE	57,564.22	58,715.50	59,889.81	61,087.61
19-	BUILDING REPAIR AND REMODELING	79,247.24	80,832.18	82,448.83	84,097.81
20-	BUILDING MAINTENANCE	67,568.30	68,919.67	70,298.06	71,704.02
21-	OFFICE EQUIPMENTS REPAIR	5,000.00	5,100.00	5,202.00	5,306.04
22-	LOST FIXED ASSET	13,306.61	0.00	0.00	0.00
23-	OFFICE FURNITURE AND EQUIPMENT DEPRECIATION	540,790.36	551,606.17	562,638.29	573,891.06
24-	APARMENT RENTAL FOR FOREIGN PERSONNEL	259,181.95	264,365.59	269,652.90	275,045.96
25-	OFFICE FURNITURE AND EQUIPMENT INSURANCE	32,986.88	33,646.62	34,319.55	35,005.94
26-	TRANSPORTATION, GASOLINE AND OIL	504,371.00	514,458.42	524,747.59	535,242.54
27-	LODGING AND MEALS	1,463,242.71	1,492,507.56	1,522,357.72	1,552,804.87
28-	PER DIEM	3,818,991.62	3,895,371.45	3,973,278.88	4,052,744.46
29-	WEB SITE	219,011.10	223,391.32	227,859.15	232,416.33
30-	BANNERS	60,888.00	62,105.76	63,347.88	64,614.83
31-	SPORT EQUIPMENTS AND PUBLICITY EXPENSES	13,920,629.65	14,199,042.24	14,483,023.09	14,772,683.55
32-	SPORT EQUIPMENTS WAREHOUSE RENTAL	360,000.00	360,000.00	360,000.00	360,000.00
33-	ANTIDOPING TESTS	1,956,336.56	1,995,463.29	2,035,372.56	2,076,080.01
34-	AIR TICKETS	776,073.94	791,595.42	807,427.33	823,575.87
35-	VISAS, PASSPORTS AND DOCUMENTS LEGALIZATION	29,835.00	30,431.70	31,040.33	31,661.14

		EXPENSES	BUDGET	BUDGET	BUDGET
	OPERATING EXPENSES	2014	2015	2016	2017
36-	WORKING AND COMMISSIONS MEETINGS	4,448,514.39	4,537,484.68	4,628,234.37	4,720,799.06
37-	CONGRESS, SEMINARS AND ASSEMBLIES	1,405,848.69	4,278,253.19	1,462,644.97	4,451,094.62
38-	FIVB REGIONAL DEVELOPMENT CENTRE	1,950,044.98	1,989,045.88	2,028,826.80	2,069,403.33
39-	FINANCIAL ASSISTANCE FOR FEDERATIONS PARTICIPATING IN THE QUALIFICATION CHAMPIONSHIPS & TOURNAMENTS	74,103,202.77	75,585,266.83	77,096,972.16	78,638,911.61
40-	DONATIONS FOR YOUTH VOLLEYBALL EVENTS	703,794.00	717,869.88	732,227.28	746,871.82
41-	EVENTS & ACTIVITIES	10,465,261.69	10,674,566.92	10,888,058.26	11,105,819.43
42-	BANK CHARGES AND OTHER FINANCIAL EXPENSES	2,621,130.07	900,881.40	918,899.03	937,277.01
43-	OTHER EXPENSES	56,793.53	57,929.40	59,087.99	60,269.75
44-	PREVIOUS YEARS EXPENSES	63,034.75	0.00	0.00	0.00
45-	EXCHANGE RATE DIFFERENCES	132,789.81	0.00	0.00	0.00
46-	FREIGHT AND CUSTOMS SERVICES	17,212.82	17,557.08	17,908.22	18,266.38
47-	GAMES OLYMPIC QUALIFYING YOUTH BEACH VOLLEYBALL	2,873,547.79	0.00	0.00	0.00
	TOTAL	137,563,591.84	138,234,947.40	138,091,273.05	143,805,095.27

ASSETS
NORCECA VOLLEYBALL
CONFEDERATION
2014

NORCECA VOLLEYBALL CONFEDERATION

Inventory of Properties

President Office

- 1 Modular 2 drawer file
- 1 File Cabinet with 1 door JLC638p and 1 File Cabinet JLC-2d with 2 side doors and 1 side Cabinet 63x16x30
- 6 Metallic chair with black cloth
- 1 Black leather Executive Chair B-8101
- 1 Wall furniture with 3 adjustable stands & 2 doors with inside stands 103x73x16
- 2 Wall furniture
- 1 Complete desk oval top 36 x 72
- 1 Desk Extension 18x32x30
- 1 Desk top color green JER-8045 Ref. JWP-7638
- 1 Round conference table 39x29 JR-1000 Jazz
- 1 KDK Ceiling fan
- 1 Canon Serial HFKA44320 Printer
- 1 Sharp calculator
- 1 MacBook Pro 15.4"/2.2 GHZ
- 1 HP Deskjet 3050 Printer
- 1 Computer SVF15A16CXB
- 1 Air Max 18000 BTU Air Conditioning unit

General Manager Office

- 1 Modular 2 drawer file
- 1 File Cabinet with 1 door JLC638p and 1 File Cabinet JLC-2d with 2 side doors and 1 side Cabinet 63x16x30
- 4 Black Plastic chairs
- 1 Black leather Executive Chair B-8101
- 1 Complete desk oval top 36 x 72
- 1 Round conference table 39x29 JR-1000 Jazz
- 1 Desk Extension 18x32x30 JER-8045
- 1 Desk top color green JER-8045 Ref. JWP-7638
- 1 L2696 Black Sharp Calculator
- 1 Sony Vaio NB Laptop

Administrative Office 1

- 1 Modular 2 drawer file
- 1 Metal cabinet with doors (gray color)
- 1 Metallic chair with black cloth
- 1 658 G.F.M. Extractor.
- 1 CPU Holder
- 50 Plastic Desktop ID
- 1 KDK Ceiling Fan
- 1 HP LaserJet 1312 Printer
- 1 Wall Furniture
- 1 Oval Desk Cod. 39047
- 1 Desk Extension Logic 2010 18x39, Cod. 17260
- 1 Vertigo Executive Chair, Cod. 25230
- 1 Modular 3 drawer file Cod. 17117
- 1 Nedoca Executive Refrigerator

Administrative Office 2

- 2 Lateral 5 drawer file (cream color) 36x18x63
- 1 Imported lateral 4 drawer file (gray color)
- 1 Metal Cabinet with doors (gray color)
- 1 Metallic Chair with black cloth
- 2 4 tons Confort Master Air Conditioning units
- 1 Adjustable Stands and 2 doors with inside stands 103x73x16
- 1 CPU Holder
- 1 Monitor AOC/CPU
- 1 Desk Extension Logic 2010 18x39, Cod. 17260
- 1 Vertigo Executive Chair, Cod. 25230
- 1 Oval Desk Cod. 39047
- 1 Modular 3 drawer file Cod. 17117
- 1 HP LaserJet P1102W Printer
- 1 HP ScanJet G2410 Scanner
- 1 Computer (Tech CPU, Dell Monitor)
- 1 CPU Holder
- 1 Metallic chair with black cloth

Administrative Office 3

- 1 Modular 2 drawer file
- 6 Blue Panel divisors
- 1 Executive Desk without drawers 29x48x29 3/4 ndg-1275a
- 1 Metallic Chair with black cloth
- 1 Black Plastic Chair
- 1 Secretary chair without arms with black cloth
- 1 KDK Ceiling Fan
- 1 Brother Fax

3rd Floor Reception Office

- 1 Modular 2 drawer file
- 2 Metallic chair with black cloth
- 2 Executive Desks without drawers 29x48x29 3/4 ndg-1275
- 2 Front Counters 151/2x48x42 NCC1240
- 2 Furniture with 2 stands, 6 doors & interior adjustable divisions
- 1 Reception Corner Desk counter 8080d
- 1 CPU Holder
- 1 KDK Ceiling Fan
- 3 Metallic chair with black cloth, Cod. 21089
- 1 Round conference table, Cod. 17118
- 1 HP OfficeJet 4500 AIO EN/SP Printer
- 1 Computer (AOC Monitor and Intel Pentium 8620 CPU)

Financial Department

- 2 Metallic chairs with black cloth
- 1 Desk Extension 18x36x30 NS-9045
- 1 Executive Desk without drawers 36X71X29
- 1 KDK Ceiling Fan
- 1 Wall furniture
- 1 Danza Executive Chair, Cod. 25220
- 1 Modular 3 drawer file
- 1 Sharp EL2630P Calculator
- 4 Metallic chairs with black cloth, Cod. 21089
- 1 File Cabinet with 2 doors, Cod. 39054
- 1 Lateral 4 drawer File Mercury, Cod. 31004
- 1 Round conference table, Cod. 17118
- 1 HP Office Jet 4500 AIO EN/SP Printer
- 1 18000 BTU Air Conditioning unit

Accounting Office 1

- 1 Modular 2 drawer file
- 1 Metal Cabinet with doors (gray color)
- 1 Black Plastic chair
- 1 Desk Extension 18x36x30 NS-9045
- 1 5 tons Confort Master Air Conditioning units
- 1 Executive Desk without drawers 36X71X29
- 1 KDK Ceiling Fan
- 1 Furniture with 2 doors
- 1 EL-2630 Sharp Calculator
- 1 Metal Modular 3 drawer file, Cod. 656
- 1 HP Laserjet P1606DN Printer
- 1 Black leather Executive Chair B-8101
- 1 Intel Celeron G1610 2.6 GHZ CPU

Accounting Office 2

- 1 Metal Cabinet with doors (gray color)
- 3 Blue Panel divisors
- 1 Secretary chair without arms with black cloths
- 1 CPU Holder
- 1 Sharp L2630P Calculator
- 1 Complete Kass desk oval top 36 x 72, Mod S-182E
- 1 Desk Extension Logic 2010 18x39
- 1 Modular 3 drawer file
- 1 Intel Celeron G1610 2.6 GHZ CPU

Accounting Office 3

- 1 ViewSonic Monitor
- 1 Furniture with 2 doors
- 1 Sharp L2630P Calculator
- 1 Executive Desk without drawers 24x48x29 3/4 Mod. S-1202, Cod. 39055
- 1 Desk Extension Logic 2010 18x39, Cod. 17260
- 1 Modular 3 drawer file, Cod. 17117
- 1 TecnoMaster Water Cooler
- 1 Intel Celeron G1610 2.6 GHZ CPU
- 1 Secretary chair without arms with blanck cloths
- 1 Metallic chairs with black cloth

Accounting Office 4

- 1 Modular 2 drawer file
- 1 Secretary chair without arms with blanck cloths
- 1 Desks without drawers 29x60x29 3/4 NDC-1575
- 1 Desk Extension 18x36x30 NS-9045a
- 1 Sharp L2630P Calculator
- 1 Laptop Gateway NV 55R14U

Accounting Office 5

- 1 Desk without drawers 29x48x29 3/4 NDC-1275
- 1 Computer (CPU Tech)
- 1 Sharp L2630P Calculator

Accounting Office 6

- 1 Modular 2 drawer file
- 1 Blue Panel divisors
- 1 Genesis Executive chair with black cloth
- 1 Desk without drawers 29x60x29 3/4 NDC-1575
- 1 Desk Extension 18x36x30 NS-9045
- 1 Sharp Calculator
- 1 CPU Holder
- 1 Dell CPU

Accounting Office 7

- 1 Black Plastic chairs
- 1 Desk without drawers 29x60x29 3/4 NDC-1575
- 1 Front Counter 151/2x48x42 NCC1240
- 1 KDK Ceiling Fan
- 1 Honeywell Alarm
- 1 E167 Toshiba Photocopier-Printer
- 1 Brother typewriter ML300

File Department

- 1 Bookshelf
- 4 Imported 4 drawer file with 4 metal folder base
- 1 Imported lateral 4 drawer file (gray color)
- 1 Genesis Executive Chair with black cloth
- 1 Master SS-065 Security Box

1st Floor Reception Office

- 2 Secretary chair without arms with black cloth
- 1 CPU Holder
- 2 Front Counters
- 2 Desks without drawers 24x48x29 3/4 Mod. S-1202, Cod. 39055
- 1 HP LaserJet P1102W Printer
- 1 KDK Ceiling Fan
- 4 Metallic chairs with black cloth, Cod. 21089
- 1 Round conference table, Cod. 17118
- 1 AOC 16" E1621SW Monitor
- 1 Honeywell Alarm
- 1 Sony Bravia TV 40 LCD LED Base

VIS Department

- 1 Modular 2 drawer file
- 1 SAGATE Mother Board
- 1 Desk without drawers
- 1 Desk Extension
- 1 HP LaserJet CP2025 Printer
- 1 Metallic chair with black cloth, Cod. 21089
- 1 Laptop NB HP Pavilion DV6-6150us
- 1 Laptop acquired for Deyanira
- 1 Epson Home Theater
- 1 CPU Holder
- 1 Sony Video Camara
- 1 Computer (AOC Monitor and Intel Pentium 8620 CPU)
- 1 Digital Photos Camara SONY SLT-A77V 24.3 MP
- 1 Laser HP LaserJet P1005 Printer
- 1 CPU Dell / Monitor Dell/UPS Forza AT500
- 1 CPU/Monitor Dell
- 1 Scanner One Touch 7400

Press Office

- 1 Modular 2 drawer file
- 1 CPU Holder
- 1 Laptop Hewlett-Packard HP G60-243DX
- 1 CPU
- 1 Desk without drawers
- 1 Desk Extension
- 1 Metallic chair with black cloth, Cod. 21089
- 1 TGM Air Conditioning
- 1 KDK Ceiling Fan
- 1 KDK Extractor
- 1 Monitor AOC 19"
- 1 Laptop NB HP Pavilion
- 1 HP Deskjet 1000 Inkjet Printer
- 1 Black leather Executive Chair B-8101
- 1 CPU
- 1 Desk Extension Logic 2010 18x39, Cod. 17260

Beach Volleyball Department

- 1 Lateral 5 drawer file (cream color) 36x18x63
- 2 Imported lateral 4 drawer file (gray color) 36x18x52
- 1 Secretary chair without arms with black cloth
- 1 Laser HP LaserJet P1005 Printer
- 1 Cabinet with 1 file 16x60
- 1 KDK Ceiling Fan
- 1 Module of 2 drawer file/Desk/Desk Extension Logic
- 1 Modular 2 drawer file
- 1 CPU Holder
- 1 Monitor AOC/ CPU
- 1 Danza Executive Chair, Cod. 25220
- 1 HP Deskjet 3050 Printer
- 2 Metallic chairs with black cloth, Cod. 21089
- 1 Desk without drawers 28x60x29 3/4, Model S-1502, Cod. 39056

Sports Events Department

- 1 Lateral 5 drawer file (cream color) 36x18x63
- 1 Imported lateral 2 drawer file
- 1 Black leather Executive Chair B-8101
- 1 Desk without drawers 29x48x29 3/4 NDC-1275
- 1 Desk Extension 18x36x30 NS-90455
- 1 TGM Air Conditioning
- 2 Metallic chairs with black cloth, Cod. 21089
- 1 KDK Ceiling Fan
- 1 KDK Extractor
- 1 Metallic chair with black cloth
- 1 Desk without drawers 29x48x29 3/4 NDC-1275
- 1 Desk Extension 18x36x30 NS-9045
- 1 Metal Modular 3 drawer file, Cod. 656
- 1 HP LaserJet Pro P1102W Printer
- 1 Omega Celeron G440 Computer and AOC 16" Monitor
- 1 Danza Executive Chair Cod. 23178
- 1 Laptop NB HP 1000-1220la 14"

Kitchen

- 1 Daewo Microwave
- 1 Personnel control time machine
- 1 General Electric Refrigerator
- 9 Black Plastic chairs Cod. 21049
- 1 Oval conference table Cod. 17331
- 1 Round conference table, Cod. 39160
- 2 KDK Wall Fans
- 1 Frigidaire Stove
- 1 Frigidaire Grease Extractor

Warehouse

- 2 Duramax Metal Files
- 6 Banner
- 1 Blue Panel divisors
- 1 Pielina Executive armchair colored black, Cod. 22171

Executive Committee Room

- 14 Black leather Executive Chairs B-8101
- 6 Working tables without drawers 29x60x29 3/4 JST-1575
- 1 Desk without drawers 29x60x29 3/4 NDC-1575
- 2 Extensions for conference table JCT-157
- 1 4 tons Confort Master air conditioning unit
- 1 Wall furniture 103x73x16 with 3 adjustable stands & 2 doors with inside stands
- 2 Wall furniture
- 1 Wood-plated sign
- 2 Ceiling Fans
- 1 Plasma TV

Conference Room

- 28 Metal chairs with black cloth
- 14 Working tables without drawers 29x60x29 3/4 JST-1575
- 2 90 degree desk extensions JCT-90
- 1 4 tons Confort Master air conditioning unit
- 1 5 tons Confort Master air conditioning unit
- 1 Caoba Furniture for the phone central system
- 4 KDK Ceiling fans
- 1 HP Pavilion Laptop for the Projector
- 1 Canon Audiovisual Data Shop
- 1 UPS Forza AT500
- 1 Caoba Furniture
- 1 Metallic chair with black cloth, Cod. 21089
- 1 Phone central system

Roof

- 1 Battery Power Supply
- 1 Batteries power supply (Energy Generator) Protector Base
- 1 Battery Power Supply 6KW UPS
- 8 Batteries Power Supply (1st Floor Offices)
- 1 410 Galons Water Tank
- 1 Battery Power Supply 5.5 KW/24V (3rd Floor Offices)
- 24 Batteries Superlex 6V/225AMP

CHARTS ASSETS
NORCECA VOLLEYBALL
CONFEDERATION
2014

**NORCECA VOLLEYBALL CONFEDERATION
INVENTORY OF PROPERTIES**

104-001

CODE	QUANTITY	MODEL	LOCATION	YEAR ACQUIRED	UNIT COST RDS	VALUE IN RDS	DEPRECIATION ACUMULATED TO 31-12-2014	NET BOOK VALUE
001-004	4	Used Mahogany Desks	Discharged from Inventory	2003	0.00	0.00	0.00	0.00
005	1	Bookshelf	File Department	2003	1,999.14	1,999.14	1,999.14	0.00
006	1	Bookshelf	Discharged from Inventory	2003	0.00	0.00	0.00	0.00
007-008	2	Metallic Files x 14 Duramax, grey	Warehouse	2004	7,263.20	14,526.40	14,526.40	0.00
009-010-011-012	4	Lateral 5 drawer files, cream 36x18x63	Administration Offices/Beach Volleyball/Sport Event	2004	18,416.21	73,664.84	73,664.84	0.00
013-014-015-016-017-018	6	Modular 2 drawer files, N2md, Haya	3rd Floor Reception/Sport Events/ Administration Office/ Press Office	2004	4,884.87	29,309.22	29,309.22	0.00
019-020-021-022	4	Imported 4 drawer files with metal folder base	File Department	2004	8,096.76	32,387.04	32,387.04	0.00
023-	1	Imported Lateral 4 drawer files, gray 36x18x52	Administration Offices	2004	13,971.23	13,971.23	13,971.23	0.00
024-025	2	Modular 2 Drawer Files JMPD	Presidency/General Manager Office	2004	3,691.17	7,382.34	7,382.34	0.00
026-027-028-029	4	Modular 2 Drawer Files, N2md, Platinum	VIS Office /Accounting Department	2004	4,881.87	19,527.48	19,527.48	0.00
030-031-032	3	Imported Lateral 4 drawer files, gray, 36x18x52	File Dpt./Beach VB Dept.	2004	13,970.88	41,912.64	41,912.64	0.00
033-034	2	Metal cabinets with doors, gray (RS-0804/lg)	Administration Offices	2004	6,677.84	13,355.68	13,355.68	0.00
035	1	Metal cabinet with doors, gray (RS-0804/lg)	Accounting Department	2004	6,677.84	6,677.84	6,677.84	0.00
036	1	Metal cabinet with rolling doors (HSL-1204LG), gray	Accounting Department	2004	6,677.84	6,677.84	6,677.84	0.00
037	1	Desk without drawers 29x48x29 3/4 ndg-1275 Haya	Administration Offices	2004	4,564.35	4,564.35	4,564.35	0.00
038	11	Blue Panel Divisors	Administration Offices/ Accounting Department/Warehouse	2004	5,221.31	57,434.41	57,434.41	0.00
038	4	Blue Panel Divisors	Discharged from Inventory	2004	0.00	0.00	0.00	0.00
039	3	Blue Panel Divisors	Discharged from Inventory	2004	0.00	0.00	0.00	0.00

CODE	QUANTITY	MODEL	LOCATION	YEAR ACQUIRED	UNIT COST RDS	VALUE IN RDS	DEPRECIATION ACUMULATED TO 31-12-2014	NET BOOK VALUE
040	1	File Cabinet with 1 door JLC638p and 1 File Cabinet JLC-2d with 2 side doors and 1 side Cabinet	Presidency	2004	12,542.04	12,542.04	12,542.04	0.00
041	1	File Cabinet with 1 door JLC638p and 1 File Cabinet JLC-2d with 2 side doors and 1 side Cabinet	General Manager Office	2004	10,557.54	10,557.54	10,557.54	0.00
042-85	44	Metallic chairs with black cloth	Administration Offices/General Manager Office/3rd Floor Receptions/Sport Events Department/Meeting Room/Accounting Department	2004	1,230.39	54,137.16	54,137.16	0.00
086-088-089	3	Black Plastic Chairs	Accounting Department	2004	873.18	2,619.54	2,619.54	0.00
087	1	Black Plastic Chair	Discharged from Inventory	2004	0.00	0.00	0.00	0.00
090-091-092-093-094-	5	Metallic chairs with black cloth 63x16x30	Administration Offices/General Manager Office	2004	873.18	4,365.90	4,365.90	0.00
095	1	Genesis Executive chairs	Discharged from Inventory	2004	0.00	0.00	0.00	0.00
096	1	Secretary chairs without arms in black cloth	Accounting Department	2004	3,254.58	3,254.58	3,254.58	0.00
097-098-099-100-101-102	6	B-8101 Black leather Executive Chairs	Administration Offices/Accounting Department/Beach VB Dept./1st, 3rd Floor Receptions	2004	1,746.36	10,478.16	10,478.16	0.00
103 a 118, 120	17	B-8101 Black leather Executive Chairs	Presidency/General Manager Office/Executive Committee Room/Sport Event Department	2004	4,008.69	68,147.73	68,147.73	0.00
119	1	Desks without drawers 3/4 NDC-1275	Discharged from Inventory	2004	0.00	0.00	0.00	0.00

CODE	QUANTITY	MODEL	LOCATION	YEAR ACQUIRED	UNIT COST RDS	VALUE IN RDS	DEPRECIATION ACUMULATED TO 31-12-2014	NET BOOK VALUE
121-122-123-124	4	Working tables without drawers 29x60x29 3/4 JST-1575	Sport Events Department/Beach VB Dept./3rd Floor Reception/Accounting Department	2004	4,564.35	18,257.40	18,257.40	0.00
125 a 144	20	Desks without drawers 29x60x29 3/4 NDC-1575	Executive Committee Room/Meeting Room	2004	4,762.80	95,256.00	95,256.00	0.00
145 a 149	5	90 Degree Desk Extensions	Accounting Department/Executive Committee Room/3rd Floor Reception	2004	5,358.20	26,791.00	26,791.00	0.00
150-151	2	Extensions for Conference Table JCT-157	Meeting Room	2004	2,778.30	5,556.60	5,556.60	0.00
152-153	2	Desk Extensions 18x36x30, NS-9045	Executive Committee Room	2004	3,453.03	6,906.06	6,906.06	0.00
154-155-156	3	Desk Extensions 18x36x30, NS-9045	Accounting Department	2004	3,413.34	10,240.02	10,240.02	0.00
157-158-159	3	Front Counters 151/2x48x42 NCC1240	Accounting Department/VIS/Press Office	2004	3,413.34	10,240.02	10,240.02	0.00
160-161-162	3	Epson Home Theater	3rd Floor Reception/Accounting Department	2004	4,564.35	13,693.05	13,693.05	0.00
163	1	4 tons Confort Master Air Conditioning units	VIS	2004	49,000.00	49,000.00	49,000.00	0.00
164-165-166-167	4	5 tons Confort Master Air Conditioning units	Administration Offices/Executive Committee Room/Meeting Room	2004	70,760.00	283,040.00	283,040.00	0.00
168-169	2	Adition of Compressor for the 5 tons Confort Master Air Conditioning units	Meeting Room/Accounting Department	2004	75,260.00	150,520.00	150,520.00	0.00
		2 tons Chigo Air Conditioning units	Meeting Room/Accounting Department	2011	34,730.00	34,730.00	29,665.20	5,064.80
170-171	2	658 G.F.M. Extractor	Discharged from Inventory	2004	0.00	0.00	0.00	0.00
172	1	Sharp Calculator	Administration Offices	2004	4,748.00	4,748.00	4,748.00	0.00
174	1	Sharp Calculators	Accounting Department	2004	0.00	0.00	0.00	0.00

CODE	QUANTITY	MODEL	LOCATION	YEAR ACQUIRED	UNIT COST RDS	VALUE IN RDS	DEPRECIATION ACUMULATED TO 31-12-2014	NET BOOK VALUE
173-175	2	Wall Furniture 103x73x16 with 3 Adjustable Stands & 2 Doors with Inside Stands	Discharged from Inventory	2004	0.00	0.00	0.00	0.00
176-177	2	Wall Furnitures	Executive Committee Room/Presidency	2004	28,500.00	57,000.00	57,000.00	0.00
178-179-182-183	4	Wall Furnitures	Executive Committee Room/Presidency	2004	5,700.00	22,800.00	22,800.00	0.00
180-181	2	2 Adjustable Stands & 2 Doors with inside Stands	Discharged from Inventory	2004	0.00	0.00	0.00	0.00
184	1	Caoba Furniture for the phone central system	Administration Offices	2004	23,750.00	23,750.00	23,750.00	0.00
185	1	Furnitures with 2 stands, 6 doors & interior adjustable division	Meeting Room	2004	28,500.00	28,500.00	28,500.00	0.00
186-187	2	Phone central system	3rd Floor Reception	2004	38,000.00	76,000.00	76,000.00	0.00
188	1	Computers	Discharged from Inventory	2004	0.00	0.00	0.00	0.00
189-190	2	Monitor	Discharged from Inventory	2004	0.00	0.00	0.00	0.00
191	1	Computers	Discharged from Inventory	2004	0.00	0.00	0.00	0.00
192-194	2	Computers	Discharged from Inventory	2004	0.00	0.00	0.00	0.00
193	1	Computers	Discharged from Inventory	2004	0.00	0.00	0.00	0.00
195-196	2	HP-3550 Printers	Discharged from Inventory	2004	0.00	0.00	0.00	0.00
197-198-211	3	HP-3550 Printer	Discharged from Inventory	2004	0.00	0.00	0.00	0.00
199	1	Complete desks oval top 36 x 72, NC -1890	Discharged from Inventory	2004	0.00	0.00	0.00	0.00
200-201	2	Round Conference Tables 39x29 JR-1000 Jazz	General Manager Office/Presidency	2004	9,247.77	18,495.54	18,495.54	0.00
202-203	2	Desk Extension 18x32x30 JER-8045	General Manager Office/Presidency	2004	6,985.44	13,970.88	13,970.88	0.00
204	1	Desk Top, Green Ref. JWP-7638	General Manager Office	2004	2,103.57	2,103.57	2,103.57	0.00
205-206	2	Executive Desks without drawers JXT-1890	General Manager Office/Presidency	2004	1,984.50	3,969.00	3,969.00	0.00
207-208	2	Reception Corner Desk Counter 8080d	Financial Department/Accounting Department	2004	6,032.88	12,065.76	12,065.76	0.00
209	1	Desk Extension 18x32x30	3rd Floor Reception	2004	6,056.82	6,056.82	6,056.82	0.00
210	1	Laser-1300 Printer	Presidency	2004	1,993.96	1,993.96	1,993.96	0.00
212	1	CPU Holders	Discharged from Inventory	2004	0.00	0.00	0.00	0.00

CODE	QUANTITY	MODEL	LOCATION	YEAR ACQUIRED	UNIT COST RDS	VALUE IN RDS	DEPRECIATION ACUMULATED TO 31-12-2014	NET BOOK VALUE
213 a 222	10	Computer (Tech CPU, Dell Monitor)	Beach VB Dpt./Accounting/Administrati on/Presidency/1st.,3rd Floor Receptions/Sport Events Department/VIS	2004	715.30	7,153.00	7,153.00	0.00
223	1	3550 Printer	Administration Offices	2004	34,036.30	34,036.30	34,036.30	0.00
224	1	HP-3535 Printer	Discharged from Inventory	2004	0.00	0.00	0.00	0.00
225	1	Gateway Laptop	Discharged from Inventory	2004	0.00	0.00	0.00	0.00
226	1	Canon Digital Camera	Discharged from Inventory	2004	0.00	0.00	0.00	0.00
227	1	Banners	Discharged from Inventory	2004	0.00	0.00	0.00	0.00
228	6	Plastic Desktop ID	Warehouse	2005	4,524.00	27,144.00	27,144.00	0.00
229	50	Wood-plated Sign	Administration Offices	2005	580.00	29,000.00	29,000.00	0.00
230	1	Daewo Microwave	Executive Committee Room	2005	4,408.00	4,408.00	4,408.00	0.00
231	1	Fax	Kitchen	2005	4,495.00	4,495.00	4,495.00	0.00
232	1	Batteries Power Supply (Energy Generator)	Discharged from Inventory	2005	0.00	0.00	0.00	0.00
234	1	Batteries	Roof	2006	57,500.00	57,500.00	57,500.00	0.00
233		Battery Power Supply Protector Base	Discharged from Inventory	2009	0.00	0.00	0.00	0.00
235	1	KDK Ceiling Fans	Roof	2006	18,769.00	18,769.00	18,769.00	0.00
236 a 248	13	Computer	Administration Offices/ Presidency/General Manager Office/3rd Floor Reception/Accounting/Financ ial Dpt./VIS/Executive Committee Room/Meeting Room	2006	3,227.50	41,957.50	41,957.50	0.00
249	1	Computer	Discharged from Inventory	2007	0.00	0.00	0.00	0.00
250	1	Computer (CPU Tech)	Discharged from Inventory	2007		0.00	0.00	0.00
251	1	Laptop Sony Vaio	Accounting Department	2007	34,817.82	34,817.82	34,817.82	0.00
252	1	Printer Canon Serial HFKA44320	Discharged from Inventory	2007	0.00	0.00	0.00	0.00
253	1	Brother Fax	Presidency	2007	24,983.27	24,983.27	24,983.27	0.00
254	1	Personnel Control Time Machine	Discharged from Inventory	2007	0.00	0.00	0.00	0.00
255	1	Toshiba Studio28 Photocopier	Discharged from Inventory	2007	0.00	0.00	0.00	0.00
256	1	HP LaserJet 1312 Printer	Discharged from Inventory	2007	0.00	0.00	0.00	0.00
257	1	Sharp Calculator	Administration Offices	2007	15,005.97	15,005.97	15,005.97	0.00
258	1	Computer	Presidency	2007	2,340.00	2,340.00	2,340.00	0.00

CODE	QUANTITY	MODEL	LOCATION	YEAR ACQUIRED	UNIT COST RDS	VALUE IN RDS	DEPRECIATION ACUMULATED TO 31-12-2014	NET BOOK VALUE
259	1	Sony Video Camera	Discharged from Inventory	2008	0.00	0.00	0.00	0.00
260	1	One Touch 7400 Scanner	VIS	2008	57,265.57	57,265.57	57,265.57	0.00
261	1	Plasma TV	VIS	2008	4,005.10	4,005.10	4,005.10	0.00
262	1	Personnel Control Time Machine	Executive Committee Room	2008	120,495.00	120,495.00	120,495.00	0.00
263	1	Computer	Kitchen	2009	26,457.50	26,457.50	26,457.50	0.00
264	1	HP Pavilion Laptop for the Projector/External Mother Board	Discharged from Inventory	2009	19,455.80	0.00	0.00	0.00
265/266	1	Hewlett-Packard HP G60-243DX Laptop	Meeting Room/VIS	2009	88,943.05	88,943.05	88,943.05	0.00
267	1	Typewriter	Press Office	2009	18,489.24	18,489.24	18,489.25	0.00
268	1	HP4280 Printer	Discharged from Inventory	2009	0.00	0.00	0.00	0.00
269	1	Printer	Discharged from Inventory	2009	0.00	0.00	0.00	0.00
270	1	Computers (Monitor/CPU/HP1005 Printers)	Discharged from Inventory	2009	0.00	0.00	0.00	0.00
271-272-273	3	Canon Audiovisual Data Shop	Accounting Department/3rd Reception/Press Department/Beach VB Department	2010	25,649.65	76,948.95	76,948.95	0.00
274	1	Computers (Monitor/CPU/UPS)	Meeting Room	2010	46,566.47	46,566.47	46,566.47	0.00
275/277	2	Computer (CPU/UPS Forza AT500)	Accounting Department/Meeting Room	2010	21,088.80	42,177.60	42,177.60	0.00
276	1	Wall furnitures	Discharged from Inventory	2010	0.00	0.00	377,931.90	0.00
278-279-280-281	4	Honeywell Alarm	Financial Department/Accounting Dpt./Meeting Room	2010	377,931.90	377,931.90	23,570.05	0.00
282	1	General Electric Refrigerator	Accounting Department	2010	23,570.05	23,570.05	11,901.60	0.00
283	1	Danza Executive Chair, Cod. 25220	Kitchen	2010	11,901.60	11,901.60	4,021.17	85.52
284	1	B-8101 Black leather Executive Chair	Financial Department	2011	4,106.69	4,106.69	3,860.90	82.11
285	1	Desks without drawers	Warehouse	2011	3,943.01	3,943.01	9,420.24	0.00
286-287	2	Modular 3 drawer files	Press Office/VIS	2011	4,710.12	9,420.24	4,826.35	102.67
288	1	Cabinet with 1 file 16x60	Financial Department	2011	4,929.02	4,929.02	7,791.24	165.78
289	1	Desk Extensions 18x32x30	Beach VB Dept.	2011	7,957.02	7,957.02	0.00	0.00
290-291	2	Counter Fronts	Press Office/VIS	2011	2,031.16	4,062.32	4,062.32	0.00
292-293	2	Wall Furniture	1st Floor Reception	2011	4,574.06	9,148.12	8,766.98	381.14

CODE	QUANTITY	MODEL	LOCATION	YEAR ACQUIRED	UNIT COST RDS	VALUE IN RDS	DEPRECIATION ACUMULATED TO 31-12-2014	NET BOOK VALUE
294	1	Master SS-065 Security Box	Administration Offices	2011	66,802.00	66,802.00	65,410.31	1,391.69
295	1	Doors for Caoba Furniture	File Department	2011	17,636.40	17,636.40	16,901.59	734.81
296-297-298-299	4	HP 24" RF Monitors	Accounting Department	2011	6,500.00	26,000.00	24,375.03	1,624.97
300-303	2	CPU Dell GX 745	Discharged from Inventory	2011	0.00	0.00	0.00	0.00
301	1	UPS CDP 500 VA	Accounting Department	2011	14,036.00	14,036.00	13,158.78	877.22
302/322	2	Sharp EL-2630 Calculators	Discharged from Inventory	2011	0.00	0.00	0.00	0.00
304-305-306-307	3	Sharp EL-2630 Calculators	Accounting Department	2011	2,241.39	6,724.17	6,303.83	420.35
306	1	TGM Air Conditioning Units	Discharged from Inventory			0.00	0.00	0.00
308/353	2	Computers (AOC Monitor, Tech CPU)	Sport Events Department / Press Office	2011	80,073.70	160,147.39	133,456.14	26,691.25
310-311-312-313	2	Computer (CPU Tech)	Accounting Department/Administration Offices/Beach VB Dept.	2011	13,669.05	27,338.10	25,059.95	2,278.16
309	1	Logic 2010 Desk Extensions 18x39, Cod. 17260	Discharged from Inventory	2011	0.00	0.00	0.00	0.00
314-318-321	3	Desks without drawers 24x48x29 3/4 Mod. S-1202, Cod. 39055	Administration Offices/Accounting Department	2011	2,031.16	6,093.48	5,585.71	507.77
315-317-320	3	Danza Executive Chair, Cod. 25220	1st Floor Reception/Accounting Department	2011	4,244.73	12,734.19	11,673.04	1,061.15
316	1	Danza Executive Chair, Cod. 25220	Beach VB Dpt.	2011	4,106.69	4,106.69	3,764.49	342.20
319	1	Toshiba E167 Printer-Photocopier	3rd Floor Reception	2011	4,106.69	4,106.69	3,764.49	342.20
323	1	Deka 6V Batteries	Accounting Department	2011	42,920.00	42,920.00	39,343.36	3,576.64
324	24	Battery Power Supply 6KW UPS	Discharged from Inventory	2011	0.00	0.00	0.00	0.00
325	1	8 Batteries Power Supply (1st Floor Offices)	Roof	2011	40,600.00	40,600.00	36,370.81	4,229.19
325	1	HP Laser Jet CP2025 Printer	Roof	2011	36,192.00	36,192.00	27,144.00	9,048.00
326	1	HP Desk Jet 3050 Printer	Discharged from Inventory	2011	0.00	0.00	0.00	0.00
327	1	Sharp EL-2630P Calculator	Beach VB Dept.	2011	4,356.24	4,356.24	3,902.50	453.74
328	1	Sharp L-2696 Calculator	Financial Department	2011	2,730.64	2,730.64	2,389.32	341.32
329	1	Metal Modular 3 drawer file, Cod. 656	General Manager Office	2011	2,900.00	2,900.00	2,477.10	422.90
330	1	HP LaserJet P1102W Printer	Sport Events Department	2011	4,245.60	4,245.60	4,157.15	88.45

CODE	QUANTITY	MODEL	LOCATION	YEAR ACQUIRED	UNIT COST RDS	VALUE IN RDS	DEPRECIATION ACUMULATED TO 31-12-2014	NET BOOK VALUE
331	1	Metal Modular 3 drawer file, Cod. 656	1rt Floor Reception	2011	5,759.40	5,759.40	5,639.43	119.97
332	1	Vertigo Executive Chairs, Cod. 25230	Accounting Department	2011	3,944.00	3,944.00	3,615.36	328.64
333-334	2	Black Plastic chairs, Cod. 21049	Administration Offices	2011	5,413.14	10,826.28	9,021.91	1,804.37
335 a 344	9	Black Plastic chair, Cod. 21049	Kitchen	2011	936.70	8,430.30	7,025.27	1,405.04
342	1	Metallic chairs with black cloth, Cod. 21089	Discharged from Inventory	2011	0.00	0.00	0.00	0.00
345 a 352	8	KDK Ceiling Fans	Sport Events Department/ 3rd Floor Reception/ Beach VB Department/Press Department/Meeting Room	2011	1,183.20	9,465.60	7,888.00	1,577.60
354-377-378-379	4	Oval Desks, Cod. 39047	1st Floor Reception/Beach VB Department/ Sport Events Department/Press Office	2011	8,905.42	35,621.66	29,684.73	5,936.94
355-356	2	Modular 3 drawer files, Cod. 17117	Administration Offices	2011	6,409.00	12,818.00	10,681.66	2,136.34
357-358-359	3	Round conference table, Cod. 17118	Administration Offices/ Accounting Department	2011	4,141.20	12,423.60	10,353.02	2,070.58
360	1	Oval conference table, Cod. 17331	3rd Floor Reception	2011	7,887.01	7,887.01	6,572.50	1,314.51
361	1	Round conference table, Cod. 39160	Kitchen	2011	16,052.08	16,052.08	13,376.74	2,675.34
362	1	Metallic chairs with black cloth, Cod. 21089	Kitchen	2011	8,188.73	8,188.73	6,823.95	1,364.78
363 a 372	10	File Cabinet with 2 doors, Cod. 39054	1st Floor Reception/VIS/ Financial Department/Beach VB Department	2011	1,183.20	11,832.00	9,860.00	1,972.00
373	1	Mercury Lateral 4 drawer File, Cod. 31004	Financial Department	2011	7,957.02	7,957.02	6,630.85	1,326.18
374	1	Round conference tables, Cod. 17118	Financial Department	2011	19,719.01	19,719.01	16,432.50	3,286.51
375-376	2	KDK 12x12 Extractors	Financial Department/ 1st Floor Reception	2011	7,887.02	15,774.03	13,145.04	2,628.99
380-381	2	AOC 19" Monitor	Sport Events Department / Press Office	2011	5,671.19	11,342.37	9,451.98	1,890.39

CODE	QUANTITY	MODEL	LOCATION	YEAR ACQUIRED	UNIT COST RDS	VALUE IN RDS	DEPRECIATION ACUMULATED TO 31-12-2014	NET BOOK VALUE
382	1	M-410 Water Tank	Press Office	2011	9,311.63	9,311.63	7,759.68	1,551.95
383	1	Phone central system	Roof	2011	9,150.00	9,150.00	8,768.79	381.21
384	1	HP LaserJet P1102W Printer	Meeting Room	2011	139,676.43	139,676.43	104,757.32	34,919.11
385	1	MacBook Pro 15.4"/2.2 GHZ	Discharged from Inventory	2011	0.00	0.00	0.00	0.00
386	1	MacBook Pro 15.4"/2.2 GHZ and accessories	Discharged from Inventory	2011	0.00	0.00	0.00	0.00
387	1	KDK M40C 16 Fan	Presidency	2011	102,626.45	102,626.45	83,383.99	19,242.46
388-389	2	Frigidaire Stove	Kitchen	2011	3,800.14	7,600.27	5,858.54	1,741.73
390	1	Frigidaire Grease Extractor	Kitchen	2011	21,995.00	21,995.00	16,954.48	5,040.52
391	1	Tecomaster Water Cooler	Kitchen	2011	5,195.00	5,195.00	4,004.48	1,190.52
392	1	NB HP Pavilion DV6-6150us Laptop	Accounting Department	2011	6,195.00	6,195.00	4,775.31	1,419.69
393	1	HP Office Jet 4500 Printer	VIS	2011	0.00	0.00	0.00	0.00
394	1	Toshiba E167 Printer-Photocopier	Financial Department	2012	3,137.00	3,137.00	2,352.75	784.25
323	1	HP ScanJet G2410 Scanner	Accounting Department	2012	29,000.00	29,000.00	21,750.00	7,250.00
395	1	AOC 16" E1621SW Monitor	Administration Offices	2012	4,524.00	4,524.00	3,298.75	1,225.25
396	1	HP OfficeJet 4500 AIO EN/SP Printer	1st Floor Reception	2012	3,655.00	3,655.00	2,665.10	989.90
397	1	Desk without drawers 28x60x29 3/4, S-1502, Cod. 39056	3rd Floor Reception	2012	3,137.00	3,137.00	2,287.10	849.90
398	1	Logic 2010 18x39 Desk Extension, Cod. 17260	Beach VB Dept.	2012	4,710.12	4,710.12	3,434.46	1,275.66
399	1	NB Sonny VAIO Laptop	Press Office	2012	1,873.40	1,873.40	1,366.02	507.38
400	1	HP Deskjet 3050 Printer	General Manager Office	2012	38,686.00	38,686.00	27,402.58	11,283.42
401	1	Computers (AOC Monitor and Intel Pentium 8620 CPU)	Presidency	2012	3,223.81	3,223.81	2,149.21	1,074.60
402-403	2	NB HP Pavilion Laptop	VIS/3rd Floor Reception	2012	18,216.93	36,433.86	23,530.20	12,903.66
404	1	HP LaserJet Pro P1102W Printer	Press Office	2012	30,254.81	30,254.81	19,539.56	10,715.25
405	1	Omega Celeron G440 1.6 ghz Computer and AOC 16" Monitor	Sport Events Department	2012	5,401.13	5,401.13	3,488.23	1,912.90
406	1	Module of 2 drawer file/Desk/Logic Desk Extension	Sport Events Department	2012	30,934.15	30,934.15	18,044.92	12,889.23
407	1	Danza Executive Chair Cod. 23178	Beach VB Department	2012	10,603.91	10,603.91	6,185.61	4,418.30
408	1	Sharp EL-2630 Calculator	Sport Event Department	2012	3,601.80	3,601.80	2,101.05	1,500.75
409	1	HP Deskjet 1000 Inkjet Printer	Accounting Department	2012	2,999.76	2,999.76	1,687.37	1,312.39
410	1	Laptop NB HP 1000-1220la 14"	Press Office	2013	1,907.72	1,907.72	953.86	953.86

CODE	QUANTITY	MODEL	LOCATION	YEAR ACQUIRED	UNIT COST RDS	VALUE IN RDS	DEPRECIATION ACUMULATED TO 31-12-2014	NET BOOK VALUE
411	1	18000 BTU Air Conditioning unit	Sport Events Department	2013	28,000.00	28,000.00	14,000.00	14,000.00
412	1	Nedoca Executive Refrigerator	Accounting Department	2013	22,000.00	22,000.00	11,000.00	11,000.00
413	1	275 Brother Fax	Administration Offices	2013	7,000.00	7,000.00	3,354.17	3,645.83
414	1	HP Laserjet P1606DN Printer	Administration Offices	2013	7,041.72	7,041.72	3,374.16	3,667.56
415	1	Honeywell Alarm	Accounting Department	2013	7,697.69	7,697.69	3,528.11	4,169.58
416	1	Complete Kass desk oval top 36 x 72, Mod S-182E	1st Floor Reception	2013	28,634.78	28,634.78	13,124.27	15,510.51
417	1	Desk Extension Logic 2010 18x39	Accounting Department	2013	6,519.50	6,519.50	2,852.28	3,667.22
418	1	Black leather Executive Chair B-8101	Accounting Department	2013	1,905.70	1,905.70	833.71	1,071.99
419/420	2	Modular 3 drawer file	Accounting Department/Press Office	2013	5,044.50	10,089.00	4,413.94	5,675.06
421	1	EL-2630P Sharp Calculator	Accounting Department	2013	3,811.40	3,811.40	1,667.49	2,143.91
422	1	HP Laserjet P1102W Printer	Accounting Department	2013	2,773.00	2,773.00	1,155.42	1,617.58
423	1	Computer SVF15A16CXB	Administration Offices	2013	5,900.00	5,900.00	2,212.50	3,687.50
424	1	Air Max 18000 BTU Air Conditioning unit	Presidency	2013	51,043.17	51,043.17	19,141.19	31,901.98
425	1	Intel Celeron G1610 2.6 GHZ CPU	Presidency	2013	26,800.00	26,800.00	9,491.67	17,308.33
426/427/428	3	Laptop Gateway NV 55R14U	Accounting Department	2013	13,579.69	40,739.06	14,428.42	26,310.64
429	1	Battery Power Supply 5.5 KW/24V (3rd Floor Offices)	Accounting Department	2013	21,229.21	21,229.21	7,518.68	13,710.53
430	1	SONY SLT-A77V 24.3 MP Digital Camara	Roof	2013	26,500.00	26,500.00	9,385.42	17,114.58
431	1	EL-2630 PIII Sharp Calculator	VIS Office	2013	38,900.00	38,900.00	13,777.08	25,122.92
432	1	Batteries Superlex 6V/225AMP	Discharged from Inventory	2013	0.00	0.00	0.00	0.00
433	12	Batteries Superlex 6V/225AMP	Roof	2013	4,450.00	53,400.00	17,800.00	35,600.00
434	12	Batteries Superlex 6V/225AMP	Roof	2013	4,650.00	55,800.00	13,950.00	41,850.00
435	1	Escan G3110	Accounting Department	2014	5,201.00	5,201.00	1,083.54	4,117.46
436	1	Secretary chairs without arms in black cloth. Cod. 23221	Accounting Department	2014	5,161.99	5,161.99	860.33	4,301.66
437	1	Brother typewriter ML300	Accounting Department	2014	18,408.00	18,408.00	2,684.50	15,723.50
438	1	Omega Computer PDC G2030	Administration Offices	2014	22,585.00	22,585.00	3,293.65	19,291.35
439	1	AOC Monitor 19" LED	Administration Offices	2014	4,165.00	4,165.00	607.40	3,557.60
440	1	Printer HP Laserjet P1606DN	3rd Floor Reception	2014	7,564.98	7,564.98	1,103.23	6,461.75

CODE	QUANTITY	MODEL	LOCATION	YEAR ACQUIRED	UNIT COST RDS	VALUE IN RDS	DEPRECIATION ACUMULATED TO 31-12-2014	NET BOOK VALUE
441	1	Sony Bravia TV 40 "LED LCD Base	3rd Floor Reception	2014	29,400.00	29,400.00	4,287.50	25,112.50
442	1	Sony Bravia TV 40 "LED LCD Base	1st Floor Reception	2014	29,400.00	29,400.00	4,287.50	25,112.50
443	1	Dell Inspiron Laptop 15RV 8526, 15.6"	Beach VB Department	2014	33,307.86	33,307.86	4,857.40	28,450.46
444	1	Laptop	VIS	2014	39,438.00	39,438.00	2,464.88	36,973.12
TO 2014						4,539,065.09	3,861,701.81	677,363.28

FINANCIAL REPORT
COMPARING
2014-2013

NORCECA VOLLEYBALL CONFEDERATION
 Statements of Financial Position
 Corresponding to the years 2014 and 2013
 Value in RD\$

<u>Assets</u>	<u>2014</u>	<u>2013</u>	<u>Differences</u>	<u>%</u>
Current Assets:				
Cash (note 3)	7,084,716.86	5,549,244.04	1,535,472.82	21.67
Accounts receivable from affiliates (note 4)	54,450,426.99	81,123,051.47	(26,672,624.48)	(48.99)
Provisions for accounts receivable	(683,521.65)	(1,219,104.60)	535,582.95	(78.36)
Total Accounts receivable from affiliates, net	<u>53,766,905.34</u>	<u>79,903,946.87</u>	<u>-26,137,041.53</u>	
Other accounts receivable (note 4)	5,591,900.25	969,048.83	4,622,851.42	82.67
Prepaid Expenses (note 8)	662,011.10	78,170.45	583,840.65	88.19
Sport Equipment Inventories (note 9)	<u>27,441,906.98</u>	<u>23,150,468.56</u>	<u>4,291,438.42</u>	15.64
Total Current Assets	<u>94,547,440.53</u>	<u>109,650,878.75</u>	<u>-15,103,438.22</u>	
Office furniture and equipment, net (note 6)	<u>677,363.28</u>	<u>1,036,828.42</u>	<u>(359,465.14)</u>	(53.07)
	<u>95,224,803.81</u>	<u>110,687,707.17</u>	<u>(15,462,903.36)</u>	
 <u>Liabilities and Net Assets</u>				
Current Liabilities:				
Accounts payable to suppliers and others (note 5)	4,602,539.33	6,177,023.01	(1,574,483.68)	(34.21)
Accounts payable to affiliates and directors (note 5)	21,047,881.61	7,302,055.22	13,745,826.39	65.31
Accruals and withholdings payable (note 5)	224,909.78	192,098.20	32,811.58	14.59
Others	221,000.00	0.00	221,000.00	100.00
Documents payable (note 5)	<u>0.00</u>	<u>42,624,123.35</u>	<u>(42,624,123.35)</u>	
Total Liabilities	26,096,330.72	56,295,299.78	(30,198,969.06)	(115.72)
Unrestricted net assets	<u>69,128,473.09</u>	<u>54,392,407.39</u>	<u>14,736,065.70</u>	21.32
Total liabilities and net assets	<u>95,224,803.81</u>	<u>110,687,707.17</u>	<u>(15,462,903.36)</u>	

Notes:

Annexed the Financial Statements Notes

NORCECA VOLLEYBALL CONFEDERATION

Statements of Activities

Corresponding to the years 2014 and 2013

Value in RD\$

	2014	2013	<u>Differences</u>	<u>%</u>
Changes in unrestricted net assets				
FIVB Annual Contribution (note 7a)	31,290,000.00	33,509,000.00	(2,219,000.00)	(7.09)
National Federation Affiliation fees (note 7b)	672,984.00	639,912.00	33,072.00	4.91
Competitions, Activities and Events (note 7c)	28,518,181.46	13,623,214.00	14,894,967.46	52.23
Publicity and Marketing Rights (note 7d)	25,870,148.71	22,796,793.74	3,073,354.97	11.88
FIVB Other Assistances (note 7e)	52,871,581.57	59,758,701.20	(6,887,119.63)	(13.03)
Bank Interests (note 7f)	24,266.11	29,183.74	(4,917.63)	(20.27)
Antidoping Tests income (note 7g)	2,478,645.00	1,196,355.00	1,282,290.00	51.73
Previous Years income (note 7h)	2,798,647.12	1,436,686.44	1,361,960.68	48.66
Athletes International Transfer Certificates Income (note 7i)	2,759,454.19	1,647,178.06	1,112,276.13	40.31
Donations incomes (note 7j)	3,286,500.00	0.00	3,286,500.00	100.00
Other income (note 7k)	1,729,249.38	114,801.47	1,614,447.91	93.36
Total Net Income	152,299,657.54	134,751,825.65	17,547,831.89	
Operating Expenses:				
Salaries	7,707,278.89	7,186,083.22	521,195.67	6.76
Professional Fees	54,000.00	48,000.00	6,000.00	11.11
Christmas Bonus (by law)	643,963.90	597,451.54	46,512.36	7.22
Notice and Unemployment Fees (by law)	600,957.68	172,802.14	428,155.54	71.25
Vacations Bonus (by law)	420,093.55	354,606.24	65,487.31	15.59
Attention, Bonus and Training to Employees	864,595.50	1,432,854.99	(568,259.49)	(65.73)
Social Security	1,106,512.68	1,040,354.33	66,158.35	5.98
Overtime	0.00	244,360.15	(244,360.15)	(100.00)
Personnel Recruitment	0.00	12,000.00	(12,000.00)	(100.00)
Christmas Cards	79,330.00	73,099.99	6,230.01	7.85
Legal Fees	975,074.08	960,000.00	15,074.08	1.55
Office Supplies	487,388.59	541,773.12	(54,384.53)	(11.16)
Cleaning Supplies	5,254.93	11,239.48	(5,984.55)	(113.88)
Telecommunications Services	720,139.12	596,552.66	123,586.46	17.16
Representation and Public Relations	175,107.98	435,840.44	(260,732.46)	(148.90)
Meetings with Asian Confederation	0.00	421,126.24	(421,126.24)	100.00
Monitoring Services	17,085.14	19,266.16	(2,181.02)	(12.77)
External Audit Services	522,974.40	512,040.00	10,934.40	2.09
Postage	163,909.97	108,263.28	55,646.69	33.95
Newspapers and Magazines Subscriptions	13,725.00	13,725.00	0.00	0.00
Emergency Power Supply Maintenance	57,564.22	39,280.40	18,283.82	31.76
Uncollectable Accounts	0.00	391,923.95	(391,923.95)	(100.00)
Building Repair and Remodeling	0.00	19,774.36	(19,774.36)	(100.00)
Building Maintenance	79,247.24	350,554.88	(271,307.64)	(342.36)
Office Equipments Maintenance	67,568.30	73,432.00	(5,863.70)	(8.68)
Office Equipments Repair	5,000.00	18,570.80	(13,570.80)	(271.42)
Lost Fixed Assets	13,306.61	99,373.24	(86,066.63)	(646.80)
Office Furniture and Equipment Depreciation	364,597.47	393,793.42	(29,195.95)	(8.01)
Computers Depreciation	176,192.89	206,631.83	(30,438.94)	(17.28)
Apartment Rental for Foreign Personnel	259,181.95	249,364.50	9,817.45	3.79
Office Furniture and Equipment Insurance	32,986.88	26,245.00	6,741.88	20.44
Transportation, Gasoline and Oil	504,371.00	1,009,992.48	(505,621.48)	(100.25)
Lodging and Meals	1,463,242.71	1,294,198.71	169,044.00	11.55
Per Diem	3,818,991.62	6,332,323.08	(2,513,331.46)	(65.81)
Souvenirs	0.00	64,110.46	(64,110.46)	(100.00)
Recognition Plaques	0.00	27,114.95	(27,114.95)	(100.00)
Awards and Incentives	0.00	426,700.00	(426,700.00)	(100.00)
Web Site	219,011.10	207,409.35	11,601.75	5.30
Donations	0.00	40,176.00	(40,176.00)	(100.00)
Framed and Laminated	0.00	28,246.72	(28,246.72)	(100.00)
Banners	60,888.00	104,748.00	(43,860.00)	(72.03)

NORCECA VOLLEYBALL CONFEDERATION

Statements of Activities

Corresponding to the years 2014 and 2013

Value in RD\$

	2014	2013	<u>Differences</u>	<u>%</u>
Sport Equipments	13,920,629.65	8,075,380.45	5,845,249.20	41.99
Sport Equipments Warehouse Rental	360,000.00	417,433.00	(57,433.00)	(15.95)
Antidoping Test	1,956,336.56	1,263,766.95	692,569.61	35.40
Air Tickets	776,073.94	492,631.22	283,442.72	36.52
Visas, Passports and Documents Legalization	29,835.00	30,192.44	(357.44)	(1.20)
Working and Commissions Meetings	4,448,514.39	3,099,651.09	1,348,863.30	30.32
Congress, Seminars and Assemblies	1,405,848.69	4,532,412.99	(3,126,564.30)	(222.40)
FIVB Regional Volleyball Development Centre	1,950,044.98	2,980,482.79	(1,030,437.81)	(52.84)
AFECAVOL Economical Assistance	23,852,746.72	13,916,401.63	9,936,345.09	41.66
CAZOVA Economical Assistance	16,464,656.83	15,661,259.38	803,397.45	4.88
ECVA Economical Assistance	14,187,171.77	13,296,960.60	890,211.17	6.27
CENTRAL ZONE Economical Assistance	6,999,809.76	4,221,781.28	2,778,028.48	39.69
Donations for Youth Volleyball Events	703,794.00	811,756.33	(107,962.33)	(15.34)
Women's Pan American Cup	721,961.54	643,141.28	78,820.26	10.92
Men's Pan American Cup	445,640.06	170,238.80	275,401.26	61.80
Norceca Women's Continental Championship	0.00	292,987.68	(292,987.68)	(100.00)
Norceca Men's Continental Championship	0.00	2,035.22	(2,035.22)	(100.00)
II Women's Youth Pan American Cup U-18	0.00	687,051.29	(687,051.29)	(100.00)
II Women's Junior Pan American Cup U-20	0.00	1,357,595.58	(1,357,595.58)	(100.00)
Beach Volleyball Continental Tour	4,639,614.79	6,289,301.28	(1,649,686.49)	(35.56)
FIVB World Championship Qualification Tournaments	12,598,817.69	23,266,805.79	(10,667,988.10)	(84.67)
Men's Final Four Cup	0.00	349,239.35	(349,239.35)	100.00
World Grand Prix	0.00	487,464.51	(487,464.51)	100.00
Beach Volleyball Youth Olympic Games Qualification Tournaments	2,873,547.79	2,129,177.42	744,370.37	25.90
FIVB Youth and Junior World Championships	0.00	492,227.66	(492,227.66)	100.00
U-18 Women's Youth Continental Championship	268,889.11			
U-20 Women's Junior Continental Championship	396,086.16	0.00	396,086.16	100.00
Central American and Caribbean Games	1,021,614.93	0.00	1,021,614.93	100.00
U-23 Women's Pan American Cup	579,857.63	0.00	579,857.63	100.00
U-23 Men's Pan American Cup	2,170,897.47	0.00	2,170,897.47	100.00
U-20 Final Four Cup	220,700.00	0.00	220,700.00	100.00
Bank Charges	883,216.83	841,877.78	41,339.05	4.68
Interest and other financial expenses	1,737,913.24	2,706,535.18	(968,621.94)	(55.73)
Other Expenses	56,793.53	80,935.11	(24,141.58)	(42.51)
Previous Years Expenses	63,034.75	1,573,664.22	(1,510,629.47)	(2,396.50)
Customs Taxes	17,212.82	0.00	17,212.82	100.00
Exchange Rate Differences	132,789.81	145,822.09	(13,032.28)	(9.81)
	<hr/>	<hr/>	-	
Total Operating Expenses	137,563,591.84	136,501,613.50	1,061,978.34	
Changes in unrestricted net assets	14,736,065.70	(1,749,787.85)	16,485,853.55	111.87
Unrestricted net assets at beginning of year	54,392,407.39	56,142,195.24	(1,749,787.85)	(3.22)
Unrestricted net assets at end of year	69,128,473.09	54,392,407.39	14,736,065.70	

Note:

Annexed the Financial Statements Notes

NOTE 2. Accounting Policies

2.1 Income

NORCECA accounting policies recognizes its income using the method of what is received.

2.2 Foreign Currencies

Transactions in foreign currencies are converted into the local currency of Dominican Pesos (RD\$), according to the current exchange rate at the time of the transaction. Profits and losses resulting from the transaction of foreign currencies are included in the Profit and Loss Statement

As of December 31st, 2014 and 2013 the current exchange rate for the US\$ used by NORCECA Volleyball Confederation is RD\$44.20 and RD\$42.67 and for the Swiss Franc is RD\$44.70 and RD\$47.87 respectively.

2.3 Furniture and Equipment

Furniture and equipment are registered at the acquisition cost.

The depreciation is calculated using the straight line method at an annual rate of 25%.

NOTE 3. Cash

Cash and Bank Balance details as follows:

Banks	2014	2012
Cash	10,000.00	10,000.00
Bank Account Balance	7,074,716.87	5,539,244.03
	RDS 7,084,716.87	RDS 5,549,244.03

NOTE 4 Account Receivable

NORCECA accounts receivable as of December 31st, 2014 are the following:

Accounts Receivable from Affiliates:	2014	2013
Federation Internationale de Volleyball, FIVB	50,100,000.00	78,512,107.88
Antigua & Barbuda Amateur Volleyball Association	8,840.00	0.00
Aruba Volleyball Association	8,840.00	0.00
Belize Volleyball Association	0.00	30,000.00

Bonaire Volleyball Association	8,840.00	
Canada Volleyball Association	621,452.00	725,390.00
Cayman Islands Volleyball Federation	8,840.00	0.00
Federación Costarricense de Voleibol	228,248.80	0.00
Federación Cubana de Voleibol	0.00	214,674.90
Federación Dominicana de Voleibol	0.00	853,933.38
Jamaica Volleyball Association	823,648.88	777,003.21
Ligue Guadeloupenne de Volleyball	13,260.00	0.00
Monserrat Volleyball Association	8,840.00	0.00
Federación Mexicana de Voleibol	30,627.06	9,942.11
Federación Nicaragüense de Voleibol	434,814.85	0.00
Federación Panameña de Voleibol	17,680.00	0.00
Federación Puertorriqueña de Voleibol	1,822,675.40	0.00
Federación Salvadoreña de Voleibol	163,540.00	0.00
St. Vincent Volleyball Association	8,840.00	0.00
Trinidad & Tobago Volleyball Federation	141,440.00	0.00
Sub-total	54,450,426.99	81,123,051.48
Provisions for Accounts Receivable	(683,521.65)	(1,219,104.60)
Total Accounts Receivable from Affiliates	53,766,905.34	79,903,946.88

Other Accounts Receivable:	2014	2013
Federación Argentina de Voleibol	0.00	268,607.65
Federación Colombiana de Voleibol	0.00	64,005.00
Federación Peruana de Voleibol	0.00	165,772.95
Federación Venezolana de Voleibol	0.00	66,138.50
Fred Imbert Travel	75,971.40	26,663.62
Pan American Volleyball Union	125,258.67	91,333.24
Beato Miguel Cruz	0.00	75,000.00
Carlos Guzmán	0.00	8,745.00
Evelyn Carrera	60,855.18	74,755.18
Indhira Ramírez	0.00	112,927.69
Maritza Valdez	15,000.00	5,100.00
Walquiria Valdez	0.00	10,000.00
Yeivic Jimenez	66,300.00	0.00
Jose Dolores	7,500.00	0.00
Molten Corporation	5,241,015.00	
Total Other Accounts Receivable	5,591,900.25	969,048.83
Total Accounts Receivable, net	59,358,805.59	80,872,995.71

NOTE 5 Accounts Payable

Accounts Payable as of December 31, 2014 are detailed as follows:

Accounts Payable to Affiliates and Directors	2014	2013
Federation Internationale de Volleyball	1,740,424.50	1,214,194.48
Bonaire Volleyball Association	176,800.00	170,680.00
Canada Volleyball Association	0.00	0.00
Federacion Salvadoreña de Voleibol	542,248.98	0.00
Federación Costarricense de Voleibol	0.00	710,014.00
Netherlands Antillianse Volleyball Bond	44,200.00	42,671.00
ECVA	0.00	40,617.57
Ligue Guadeloupenne de Volleyball	132,600.00	128,010.00
Federación Puertorriqueña de Voleibol	49,487.65	47,774.61
St. Lucia Amateur Volleyball Association	0.00	72,539.00
Trinidad & Tobago Volleyball Federation	0.00	51,204.00
USA Volleyball	198,900.00	110,942.00
Barbados Volleyball Federation	19,890.00	0.00
CAZOVA	548,080.00	0.00
Federacion de Voleibol de Honduras	663,000.00	0.00
Federacion Cubana de Voleibol	0.00	0.00
Lic. Cristóbal Marte Hoffiz	16,932,250.48	4,713,408.85
Total Accounts Payable to Affiliates and Directors	21,047,881.61	7,302,055.51
Accounts Payable to Suppliers and others	2014	2013
Estación Shell Aurora	1,026,703.61	1,728,701.11
Barcelo Gran Hotel Lina	0.00	658,907.08
Compañía Dominicana de Teléfonos	18,440.50	0.00
Orange Dominicana	3,242.94	7,004.63
Tarjeta American Express	3,226.16	222,684.92
Alarm Controls Seguridad	0.00	2,444.74
Ernst & Young	522,974.40	512,040.00
Tarjetas Banco BDI	1,342,347.06	1,341,098.59
DHL Dominicana	20,642.69	1,093.96
UCLA Olympic Analytical Laboratory	0.00	80,219.60
Nerys Yolanda Aristy	7,199.05	7,199.50
Cabrera Zapata & Asociados	18,000.00	12,000.00
Fred Imbert Travel	12,317.21	11,890.85
Mizuno Corporation	404,363.70	390,366.50
Centro de Alto Rendimiento de Baja California	234,439.45	226,324.24
Loraine Rivera- Administración de Almacenes	777,433.00	417,433.00
Arnaldo Sánchez	0.00	32,959.59
Christine Carissa Benz	33,150.00	32,002.50
Alexis Díaz	0.00	33,225.00

Supermercado Amigo	0.00	7,369.00
Comité Organizador Gran Premio Mundial 2013	0.00	151,563.84
Multiservice Dominicana JL, SRL	0.00	80,540.73
Others Accounts Payable	170,084.56	219,953.63
Importadora Fénix, S.A.	7,375.00	0.00
Todo Computo	600.00	0.00
Total Accounts Payable to Suppliers and othe	4,602,539.33	6,177,023.01
Accruals and withholdings payable	224,909.78	192,098.20
Documents Payable	0.00	42,624,123.35
Deferred Income	221,000.00	0.00
Total Liabilities	26,096,330.72	56,295,299.78

NOTE 6 Properties, Furniture and Equipment

NORCECA headquarters are located at the National Volleyball Pavilion Training Center of the Juan Pablo Duarte Olympic Center, in the city of Santo Domingo, Dominican Republic. Its office furniture and equipment are registered according to their acquisition cost. Maintenance and repairs that do not exceed their use are charged to current expenses. The depreciation is accumulated based upon the straight line method.

	2014	2013
	Office Furniture and Equipment	Office Furniture and Equipment
Balance at beginning of year	4,405,189.90	4,720,822.81
Plus: Additions	194,631.83	450,788.00
Less: Withdrawals	(60,756.59)	(766,420.91)
	<u>4,539,065.14</u>	<u>4,405,189.90</u>
Accumulated Depreciation at beginning of year	3,368,361.47	3,434,983.90
Less: Accumulated Depreciation of Discharged Equipments	(47,449.98)	(667,047.68)
Depreciation Expenses	540,790.36	600,425.25
	<u>3,861,701.85</u>	<u>3,368,361.47</u>
Office Furniture and Equipment, net	<u>677,363.28</u>	<u>1,036,828.43</u>

NOTE 7 Income

	2014	2013
7a) FIVB Annual Contribution	31,290,000.00	33,509,000.00
7b) National Federation Affiliation Fees	672,984.00	639,912.00
7c) Competitions, Activities and Events	28,518,181.46	13,623,214.00
7d) Publicity and Marketing Rights	25,870,148.71	22,796,793.74
7e) FIVB Other Assistances	52,871,581.57	59,758,701.20
7f) Bank Interests	24,266.11	29,183.74
7g) Doping Test income	2,478,645.00	1,196,355.00
7h) Previous year income	2,798,647.12	1,436,686.44
7i) Athletes International Transfer Certificates Income	2,759,454.19	1,647,178.06
7j) Donation Income	3,286,500.00	0.00
7k) Other Income	1,729,249.38	114,801.47
	<u>152,299,657.54</u>	<u>134,751,825.65</u>

NOTE 8**Prepaid Expenses**

	2014	2013
	662,011.10	78,170.45
	<u>662,011.10</u>	<u>78,170.45</u>

NOTE 9**Sport equipment Inventories**

	2014	2013
Molten Inventory	19,449,456.83	19,502,179.80
Mikasa Inventory	2,513,289.15	2,572,739.20
AJDR Beach Volleyball Games Lines	127,322.14	323,523.49
Berlinger Anti Doping Kits	93,502.41	237,354.37
Mizuno Uniforms Inventory	388,762.63	514,671.70
Jenling Inventory	3,148,732.73	0.00
Gerflor Inventory	1,720,841.09	0.00
	<u>27,441,906.98</u>	<u>23,150,468.56</u>



ANNEXES

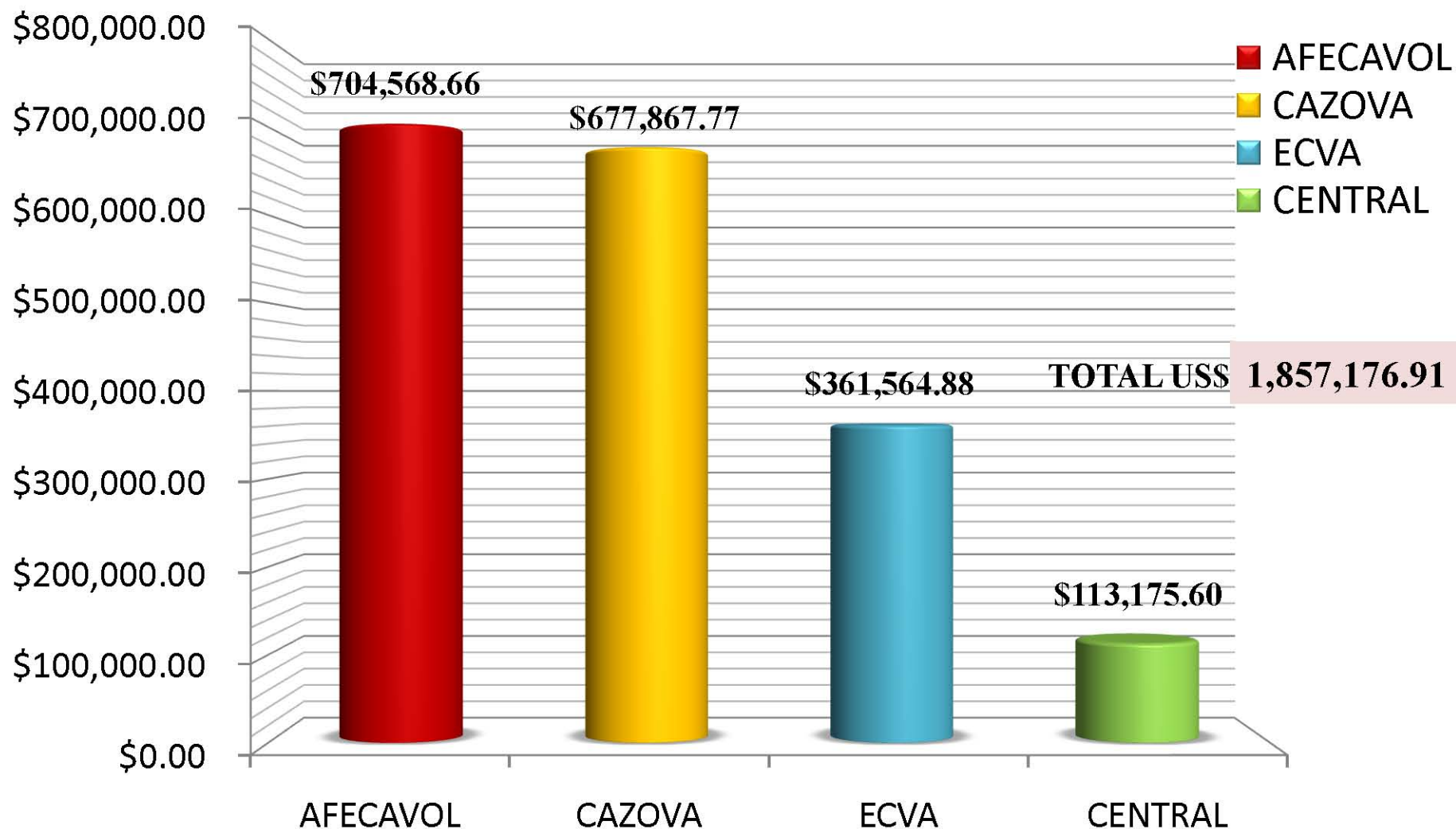
ACCOUNTS PAYABLE TO LIC. CRISTOBAL MARTE HOFFIZ

	CHF	US\$	RDS
-2012 FIVB Assignment for the NORCECA President	50,000.00	54,368.62	2,403,093.00
-2013 FIVB Assignment for the NORCECA President	50,000.00	56,093.27	2,479,322.53
-2014 FIVB Assignment for the NORCECA President	50,000.00	56,565.61	2,134,999.98
-Loans to NORCECA		<u>222,055.09</u>	<u>9,814,834.97</u>
Total	<u>150,000.00</u>	<u>389,082.59</u>	<u>16,832,250.48</u>

NORCECA VOLLEYBALL CONFEDERATION
NATIONAL FEDERATIONS ACCOUNTS RECEIVABLE
AS OF DECEMBER 31ST, 2014
AND PAYMENTS IN 2015
VALUE IN US\$

FEDERATIONS	2014						2015				
	2014 AFFILIATION FEES	2014 EVENTS AND OTHERS	BALANCE AT DECEMBER 31ST, 2014	2014 AFFILIATION FEES PAYMENTS RECEIVED IN 2015	2014 EVENTS AND OTHERS PAYMENTS RECEIVED IN 2015	2014 ACCOUNTS RECEIVABLE PENDING AT MAY 15TH, 2015	2015 AFFILIATION FEES	2015 EVENTS AND OTHERS	2015 AFFILIATION FEES PAYMENTS RECEIVED	2015 EVENTS AND OTHERS PAYMENTS RECEIVED	TOTAL ACCOUNTS RECEIVABLE AT MAY 15TH, 2015
ANGUILLA AMATEUR VOLLEYBALL FEDERATION	-	-	-	-	-	-	200.00	-	-	-	200.00
ANTIGUA & BARBUDA AMATEUR VOLLEYBALL ASSO.	200.00	-	200.00	200.00	-	-	200.00	-	-	-	200.00
ARUBA VOLLEYBALL ASSOCIATION	200.00	-	200.00	-	-	200.00	200.00	-	-	-	400.00
BAHAMAS VOLLEYBALL FEDERATION	-	-	-	-	-	-	400.00	-	-	-	400.00
BARBADOS VOLLEYBALL FEDERATION	-	-	-	-	-	-	400.00	-	-	-	400.00
BELIZE VOLLEYBALL ASSOCIATION	-	-	-	-	-	-	400.00	-	-	-	400.00
BERMUDAS VOLLEYBALL ASSOCIATION	-	-	-	-	-	-	200.00	-	200.00	-	0.00
BONAIRE VOLLEYBALL ASSOCIATION	-	200.00	200.00	-	-	200.00	150.00	-	-	-	350.00
BRITISH VIRGIN ISLAND AMATEUR VB. AS.	-	-	-	-	-	-	200.00	-	-	-	200.00
CANADA VOLLEYBALL ASSOCIATION	-	14,060.00	14,060.00	-	-	14,060.00	1,200.00	15,000.00	-	-	30,260.00
CAYMAN ISLANDS VOLLEYBALL FEDERATION	200.00	-	200.00	200.00	-	-	200.00	-	200.00	-	0.00
FEDERACION COSTARRICENSE DE VOLEIBOL	-	5,164.00	5,164.00	-	5,164.00	-	400.00	-	400.00	-	0.00
FEDERACION CUBANA DE VOLEIBOL	-	-	-	-	-	-	2,400.00	55,132.13	2,400.00	-	55,132.13
NETHERLANDS ANTILLIANSE VOLLEYBALL BOND	-	-	-	-	-	-	150.00	-	-	-	150.00
DOMINICA AMATEUR VOLLEYBALL ASSOCIATION	-	-	-	-	-	-	200.00	-	-	-	200.00
FEDERACION DOMINICANA DE VOLEIBOL	-	-	-	-	-	-	1,200.00	-	1,200.00	-	0.00
FEDERATION HAITIENNE DE VOLLEYBALL	-	-	-	-	-	-	200.00	-	200.00	-	0.00
FEDERACION NACIONAL DE VOLEIBOL DE HONDURAS	-	-	-	-	-	-	400.00	-	-	-	400.00
FEDERACION SALVADOREÑA DE VOLEIBOL	-	3,700.00	3,700.00	-	3,700.00	-	400.00	-	400.00	-	0.00
GRENADA NATIONAL VOLLEYBALL ASSOCIATION	-	-	-	-	-	-	200.00	-	-	-	200.00
LIGUE GUADELOUPENNE DE VOLLEYBALL	300.00	-	300.00	-	-	300.00	300.00	-	-	-	600.00
FEDERACION DE VOLEIBOL DE GUATEMALA	-	-	-	-	-	-	400.00	-	-	-	400.00
JAMAICA VOLLEYBALL ASSOCIATION	400.00	18,234.59	18,634.59	-	-	18,634.59	400.00	-	-	-	19,034.59
LIGUE DE VOLLEYBALL DE MARTINIQUE	-	-	-	-	-	-	300.00	-	300.00	-	0.00
FEDERACION MEXICANA DE VOLEIBOL	-	692.92	692.92	-	-	692.92	1,200.00	-	-	-	1,892.92
MONSERRAT VOLLEYBALL ASSOCIATION	200.00	-	200.00	-	-	200.00	200.00	-	-	-	400.00
FEDERACION NICARAGUENSE DE VOLEIBOL	-	9,837.44	9,837.44	-	7,000.00	2,837.44	400.00	1,000.00	400.00	-	3,837.44
FEDERACION PANAMEÑA DE VOLEIBOL	400.00	-	400.00	-	-	400.00	400.00	200.00	-	-	1,000.00
FEDERACION PUERTORRIQUEÑA DE VOLEIBOL	-	41,237.00	41,237.00	-	-	41,237.00	2,400.00	-	-	-	43,637.00
SABA VOLLEYBALL ASSOCIATION	-	-	-	-	-	-	0.00	-	-	-	0.00
ST. EUSTATIUS AMATEUR VOLLEYBALL AS.	-	-	-	-	-	-	150.00	-	-	-	150.00
ST. KITTS AMATEUR VOLLEYBALL ASSOCIATION	-	-	-	-	-	-	400.00	-	-	-	400.00
ST. LUCIA AMATEUR VOLLEYBALL ASSOCIATION	-	-	-	-	-	-	400.00	-	-	-	400.00
DUTCH ST. MAARTEN VOLLEYBALL ASSOCIATION	-	-	-	-	-	-	150.00	-	150.00	-	0.00
FRENCH ST. MARTIN VOLLEYBALL ASSOCIATION	-	-	-	-	-	-	150.00	-	-	-	150.00
ST. VINCENT VOLLEYBALL ASSOCIATION	200.00	-	200.00	200.00	-	-	200.00	-	200.00	-	0.00
SURINAAMSE VOLLEYBALL BOND	-	-	-	-	-	-	200.00	-	-	-	200.00
TRINIDAD & TOBAGO VOLLEYBALL FEDERATION	-	3,200.00	3,200.00	3,200.00	-	-	400.00	152.00	400.00	-	152.00
TURK AND CAICOS VOLLEYBALL ASSOCIATION	-	-	-	-	-	-	150.00	-	-	-	150.00
USA VOLLEYBALL	-	-	-	-	-	-	2,400.00	-	2,400.00	-	0.00
VIRGIN ISLANDS VOLLEYBALL FEDERATION	-	-	-	-	-	-	400.00	-	-	-	400.00
TOTAL \$ DOLLARS	2,100.00	96,325.95	98,425.95	3,800.00	15,864.00	78,761.95	20,300.00	71,484.13	8,850.00	0.00	161,696.08

ECONOMICAL ASSISTANCE BY ASSOCIATION ZONE 2014



ECONOMICAL ASSISTANCE BY ASSOCIATION ZONAL 2014
AFECAVOL
VALUE IN US\$

	FEDERATIONS	SPORT EQUIPMENT ANNUAL	SPORT EQUIPMENT USED IN EVENTS	YOUTH AND YUNIOR PROGRAMS	BEACH VOLLEYBALL CONTINENTAL TOUR	COURSES AND SEMINARS	SPORT COURT VOLLEYBALL SURFACE	BEACH VOLLEYBALL YOUTH OLYMPIC GAMES NANJING	WORLD CHAMPIONSHIP QUALIFICATION TOURNAMENTS	INSTRUCTORS	TOTAL US\$ BY FEDERATIONS
1	BELIZE VOLLEYBALL ASSOCIATION	0.00	0.00	0.00	1,017.16	0.00	28,415.60	0.00	0.00	4,000.00	33,432.76
2	FEDERACION COSTARRICENSE DE VOLEIBOL	20,273.43	900.00	99,271.37	10,002.87	2,963.18	0.00	0.00	27,880.00	30,000.00	191,290.85
3	FEDERACION SALVADOREÑA DE VOLEIBOL	0.00	1,755.00	68,824.95	12,671.18	2,749.74	0.00	72.00	10,000.00	4,000.00	100,072.87
4	FEDERACION NACIONAL DE VOLEIBOL DE GUATEMALA	0.00	2,293.70	100,322.62	34,118.07	1,747.41	0.00	17,145.70	19,512.00	4,000.00	179,139.50
5	FEDERACION NACIONAL DE VOLEIBOL DE HONDURAS	0.00	0.00	35,922.30	11,701.76	5,154.14	0.00	0.00	20,000.00	4,000.00	76,778.20
6	FEDERACION NICARAGUENSE DE VOLEIBOL	5,197.57	600.00	38,928.09	18,193.96	6,588.79	0.00	0.00	21,000.00	4,000.00	94,508.41
7	FEDERACION PANAMEÑA DE VOLEIBOL	0.00	0.00	0.00	0.00	5,346.07	0.00	0.00	20,000.00	4,000.00	29,346.07
	TOTAL US\$	25,471.00	5,548.70	343,269.33	87,705.00	24,549.33	28,415.60	17,217.70	118,392.00	54,000.00	704,568.66

TOTAL
AFECAVOL 704,568.66

ECONOMICAL ASSISTANCE BY ASSOCIATION ZONAL 2014

CAZOVA
VALUE IN US\$

	FEDERATIONS	SPORT EQUIPMENT ANNUAL	SPORT EQUIPMENT USED IN EVENTS	YOUTH AND YUNIOR PROGRAMS	BEACH VOLLEYBALL CONTINENTAL TOUR	COURSES AND SEMINARS	SPORT COURT VOLLEYBALL SURFACE	CHAMPIONSHIP QUALIFICATION TOURNAMENT	INSTRUCTORS	ASSEMBLIES, MEETINGS AND OTHER EXPENSES	TOTAL US\$ BY FEDERATIONS
1	ARUBA VOLLEYBALL ASSOCIATION	0.00	0.00	0.00	9,694.50	0.00	0.00	0.00	19,362.75	0.00	29,057.25
2	BAHAMAS VOLLEYBALL FEDERATION	0.00	0.00	0.00	1,662.30	0.00	31,251.40	7,887.00	5,400.00	0.00	46,200.70
3	BARBADOS VOLLEYBALL FEDERATION	11,544.88	0.00	30,000.00	9,212.00	0.00	0.00	16,575.25	0.00	0.00	67,332.13
4	BONAIRE VOLLEYBALL ASSOCIATION	0.00	0.00	0.00	7,292.34	0.00	0.00	0.00	5,400.00	2,053.60	14,745.94
5	CAYMAN ISLANDS VOLLEYBALL FEDERATION	5,107.41	1,230.42	0.00	24,298.80	0.00	0.00	0.00	10,800.00	1,742.24	43,178.87
6	CURACAO VOLLEYBALL ASSOCIATION	5,625.93	0.00	0.00	5,179.68	0.00	0.00	8,064.39	0.00	0.00	18,870.00
7	LIGUE GUADALOUPENNE VOLLEYBALL	6,125.01	0.00	0.00	3,462.60	0.00	0.00	8,874.00	4,550.00	0.00	23,011.61
8	FEDERATION HAITIANNE DE VOLLEYBALL	60,399.89	0.00	0.00	0.00	13,560.00	0.00	22,227.80	7,139.30	5,932.05	109,259.04
9	JAMAICA VOLLEYBALL ASSOCIATION	7,095.93	5,825.00	0.00	3,557.02	727.98	0.00	7,905.00	5,400.00	0.00	30,510.93
10	LIGUE DE VOLLEYBALL DE MARTINIQUE	25,432.29	0.00	15,000.00	0.00	0.00	0.00	0.00	0.00	1,199.00	41,631.29
11	SURINAAMSE VOLLEYBALL BOND	6,125.01	0.00	0.00	0.00	0.00	0.00	10,000.00	5,400.00	0.00	21,525.01
12	TRINIDAD & TOBAGO VOLLEYBALL FEDERATION	6,125.01	6,889.40	69,098.90	44,576.20	0.00	0.00	37,761.90	1,664.60	0.00	166,116.01
13	TURK & CAICOS VOLLEYBALL ASSOCIATION	5,033.29	0.00	0.00	0.00	0.00	0.00	0.00	5,400.00	0.00	10,433.29
14	US VIRGIN ISLANDS VOLLEYBALL ASSOCIATION	7,370.47	0.00	0.00	4,000.00	0.00	0.00	10,000.00	0.00	0.00	21,370.47
	CAZOVA ZONE		0.00	0.00	10,000.00	0.00	0.00	0.00	7,755.81	16,869.42	34,625.23
	TOTAL US\$	145,985.12	13,944.82	114,098.90	122,935.44	14,287.98	31,251.40	129,295.34	78,272.46	27,796.31	677,867.77

TOTAL
CAZOVA 677,867.77

ECONOMICAL ASSISTANCE BY ASSOCIATION ZONAL 2014
ECVA
VALUE IN US\$

	FEDERATIONS	SPORT EQUIPMENT ANNUAL	SPORT EQUIPMENT USED IN EVENTS	YOUTH AND JUNIOR PROGRAMS	BEACH VOLLEYBALL CONTINENTAL TOUR	COURSES AND SEMINARS	SPORT COURT VOLLEYBALL SURFACE	WORLD CHAMPIONSHIP QUALIFICATION TOURNAMENTS	INSTRUCTORS	CONGRESS, ASSEMBLIES, MEETINGS AND OTHER EXPENSES	TOTAL US\$ BY FEDERATIONS
1	ANGUILLA AMATEUR VOLLEYBALL FEDERATION	0.00	0.00	0.00	0.00	600.00	0.00	0.00	5,400.00	0.00	6,000.00
2	ANTIGUA & BARBUDA AMATEUR VOLLEYBALL ASSOCIATION	0.00	4,794.00	15,500.00	0.00	589.40	0.00	0.00	10,800.00	0.00	31,683.40
3	BERMUDA VOLLEYBALL ASSOCIATION	0.00	0.00	10,000.00	0.00	1,800.00	0.00	0.00	0.00	0.00	11,800.00
4	BRITISH VIRGIN ISLANDS AMATEUR VOLLEYBALL ASSOCIATION	0.00	0.00	6,684.17	0.00	827.47	0.00	0.00	0.00	0.00	7,511.64
5	DOMINICA AMATEUR VOLLEYBALL ASSOCIATION	0.00	0.00	0.00	0.00	573.20	0.00	0.00	5,400.00	0.00	5,973.20
6	DUCTH ST. MAARTEN VOLLEYBALL ASSOCIATION	0.00	0.00	0.00	0.00	524.82	0.00	0.00	0.00	0.00	524.82
7	FRENCH ST. MARTIN VOLLEYBALL ASSOCIATION	0.00	0.00	5,416.00	0.00	524.82	0.00	0.00	11,700.00	0.00	17,640.82
8	GRENADA NATIONAL VOLLEYBALL ASSOCIATION	0.00	0.00	4,000.24	0.00	1,014.46	0.00	0.00	0.00	0.00	5,014.70
9	MONTSERRAT VOLLEYBALL ASSOCIATION	0.00	0.00	0.00	0.00	1,000.00	0.00	0.00	0.00	0.00	1,000.00
10	ST. KITTS AMATEUR VOLLEYBALL ASSOCIATION	0.00	0.00	1,366.50	8,000.00	16,067.45	0.00	0.00	11,051.57	0.00	36,485.52
11	ST. EUSTATIUS AMATEUR VOLLEYBALL ASSOCIATION	0.00	0.00	8,000.00	0.00	1,000.00	0.00	0.00	6,469.00	0.00	15,469.00
12	ST. LUCIA AMATEUR VOLLEYBALL ASSOCIATION	5,178.92	0.00	52,647.78	43,171.81	883.03	0.00	18,937.58	11,051.57	0.00	131,870.69
13	SABA VOLLEYBALL ASSOCIATION	0.00	0.00	0.00	0.00	1,000.00	0.00	0.00	0.00	0.00	1,000.00
14	ST. VINCENT VOLLEYBALL ASSOCIATION	0.00	0.00	6,267.20	0.00	844.60	29,225.60	0.00	11,700.00	0.00	48,037.40
	ECVA ZONE	0.00	0.00	0.00	0.00	0.00	0.00	0.00	4,809.97	36,743.72	41,553.69
	TOTAL US\$	5,178.92	4,794.00	109,881.89	51,171.81	27,249.25	29,225.60	18,937.58	78,382.11	36,743.72	361,564.88

TOTAL ECVA **361,564.88**

ECONOMICAL ASSISTANCE BY ASSOCIATION ZONAL 2014

CENTRAL ZONE

VALUE IN US\$

FEDERATIONS	SPORT EQUIPMENT USED IN EVENTS	COURSES AND SEMINARS	SPORT COURT VOLLEYBALL SURFACE	TOTAL US\$ BY FEDERATIONS
FEDERACION MEXICANA DE VOLEIBOL		779.93	74,914.04	75,693.97
FEDERACION DOMINICANA DE VOLEIBOL	5,380.95		32,100.68	37,481.63
TOTAL US\$	5,380.95	779.93	107,014.72	113,175.60

TOTAL 113,175.60



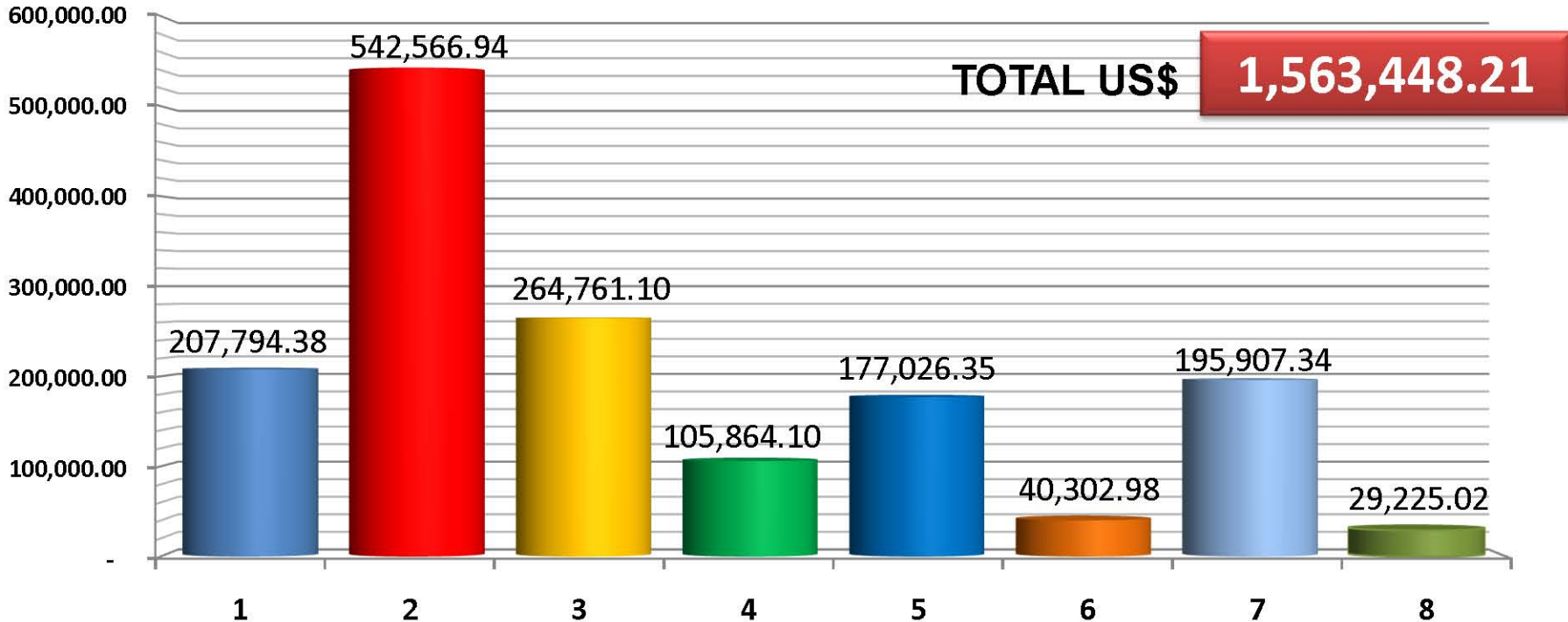
FIVBTM

FÉDÉRATION INTERNATIONALE
DE VOLLEYBALL

The page is framed by two large, curved blue swooshes. The top one is dark blue and arches over the text. The bottom one is a lighter shade of blue and arches under the text.

DEVELOPMENT PLAN
2014

DEVELOPMENT PLAN 2014



1. SPORT EQUIPMENTS

2. YOUTH AND JUNIOR PROGRAM

3. BEACH VOLLEYBALL CONTINENTAL TOUR

4. FIVB REGIONAL DEVELOPMENT CENTER

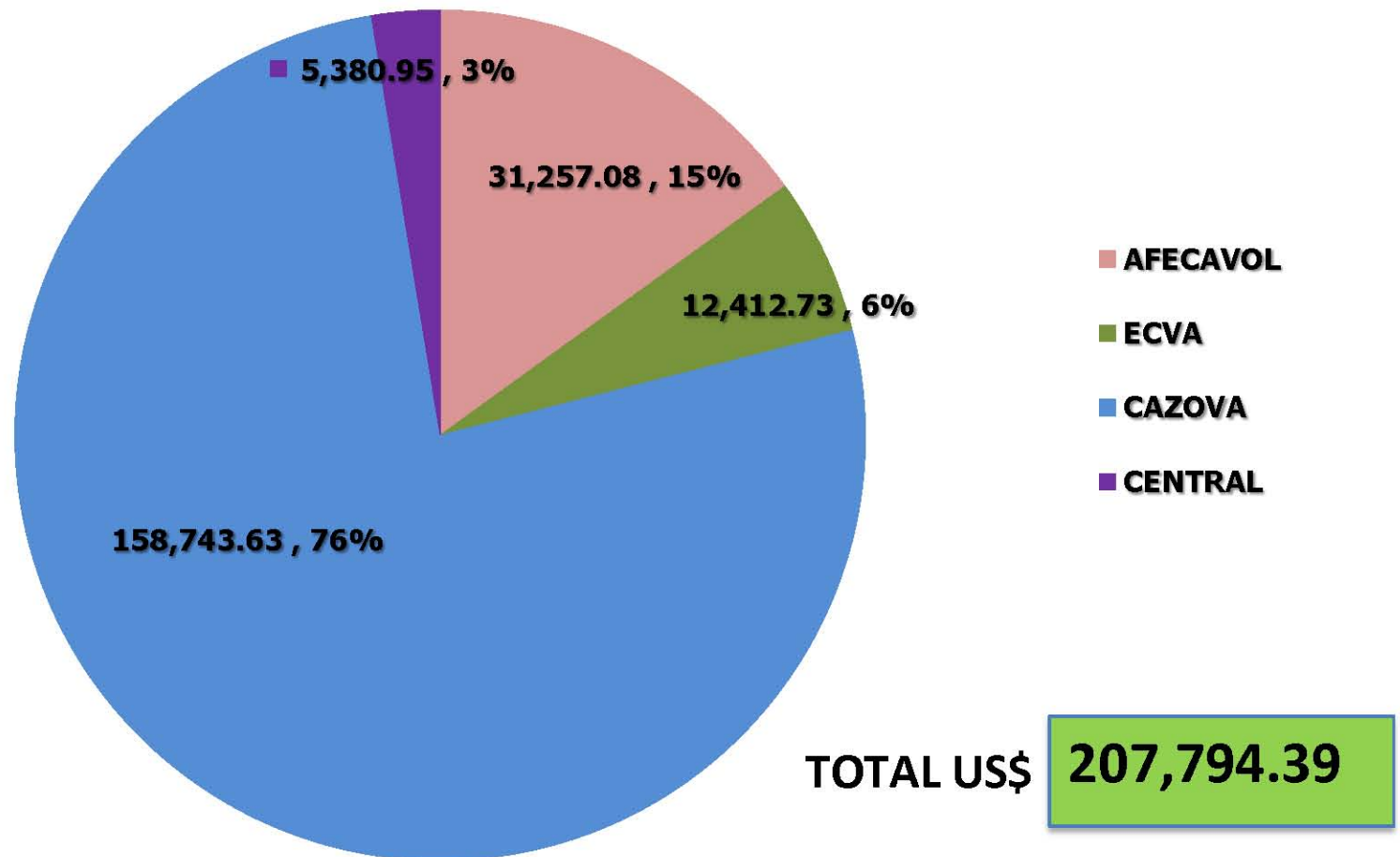
5. VOLLEYBALL INSTRUCTORS

6. CONGRESS AND ASSEMBLIES

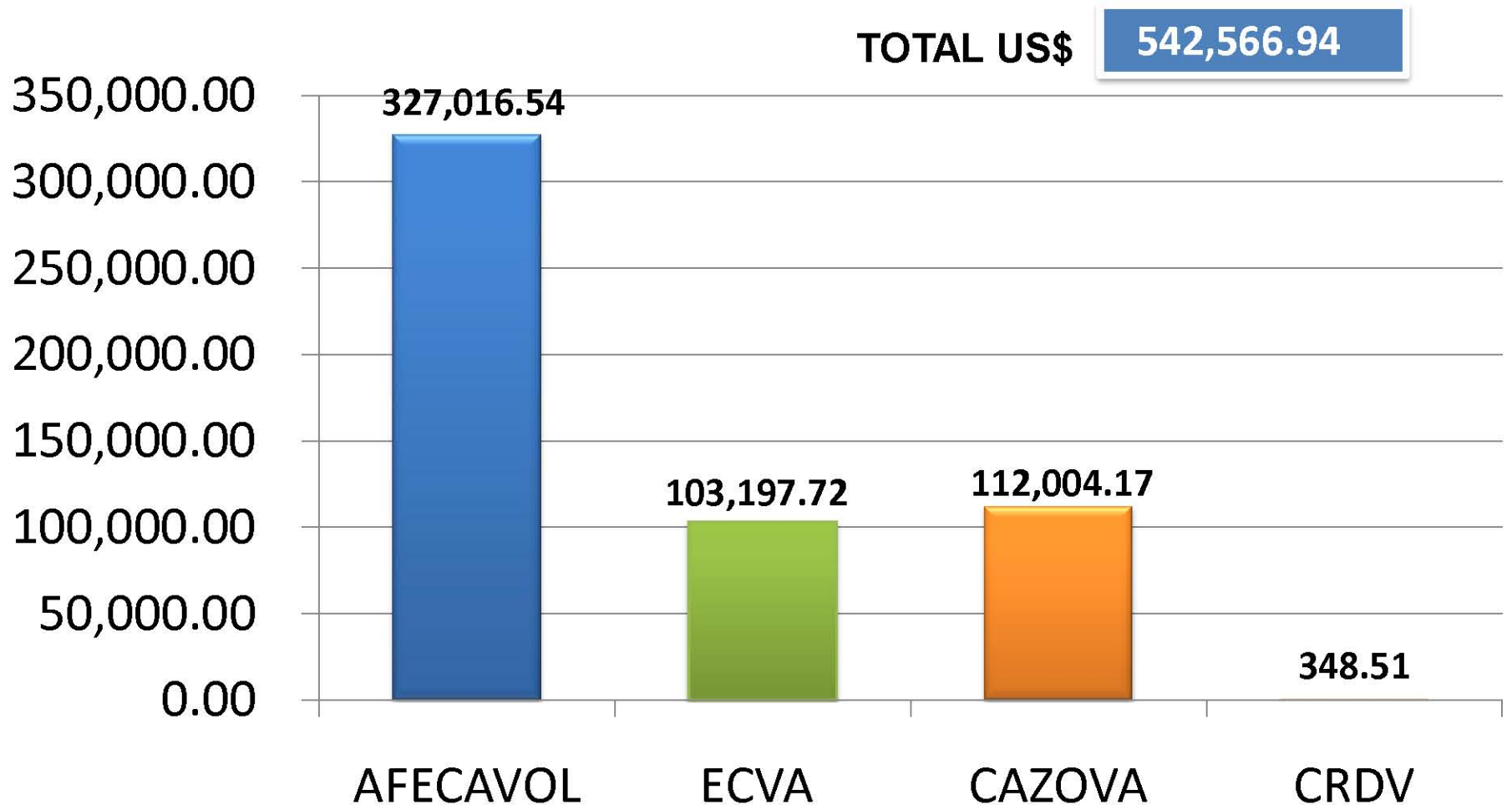
7. SPORT COURT VOLLEYBALL SURFACE

8. OTHER EXPENSES

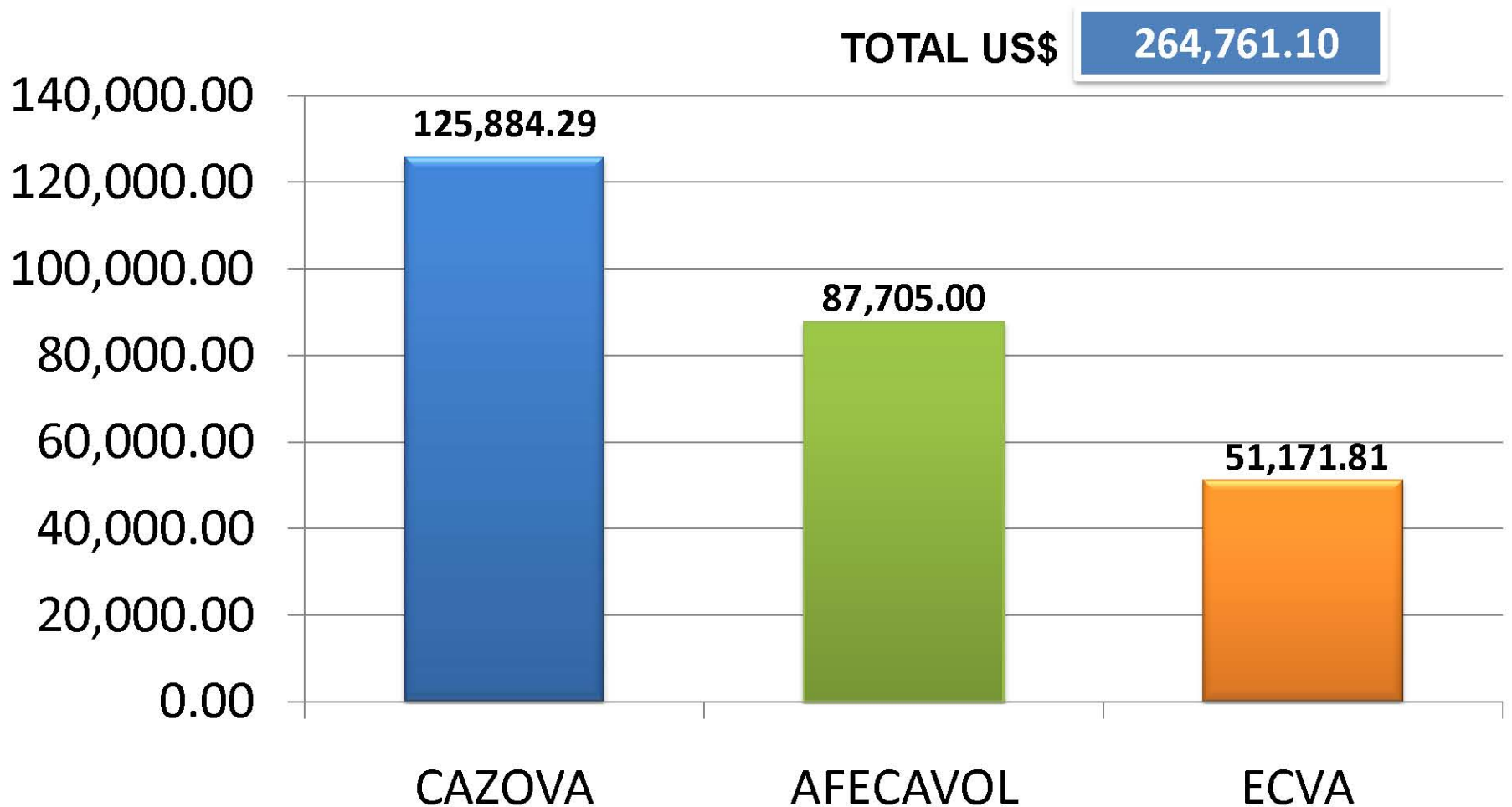
SPORTS EQUIPMENTS, 2014



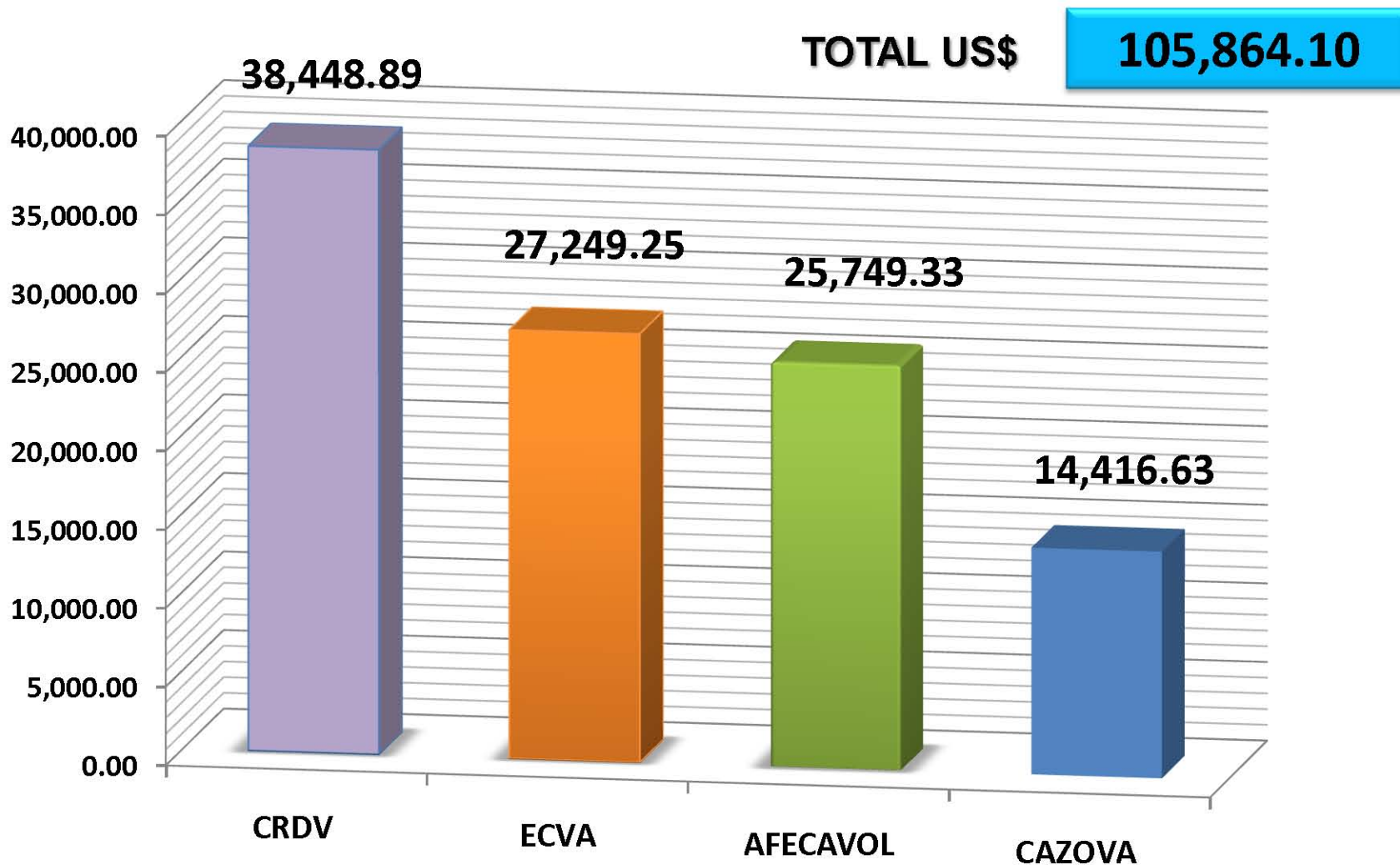
YOUTH & JUNIOR PROGRAM, 2014



BEACH VOLLEYBALL CONTINENTAL TOUR, 2014

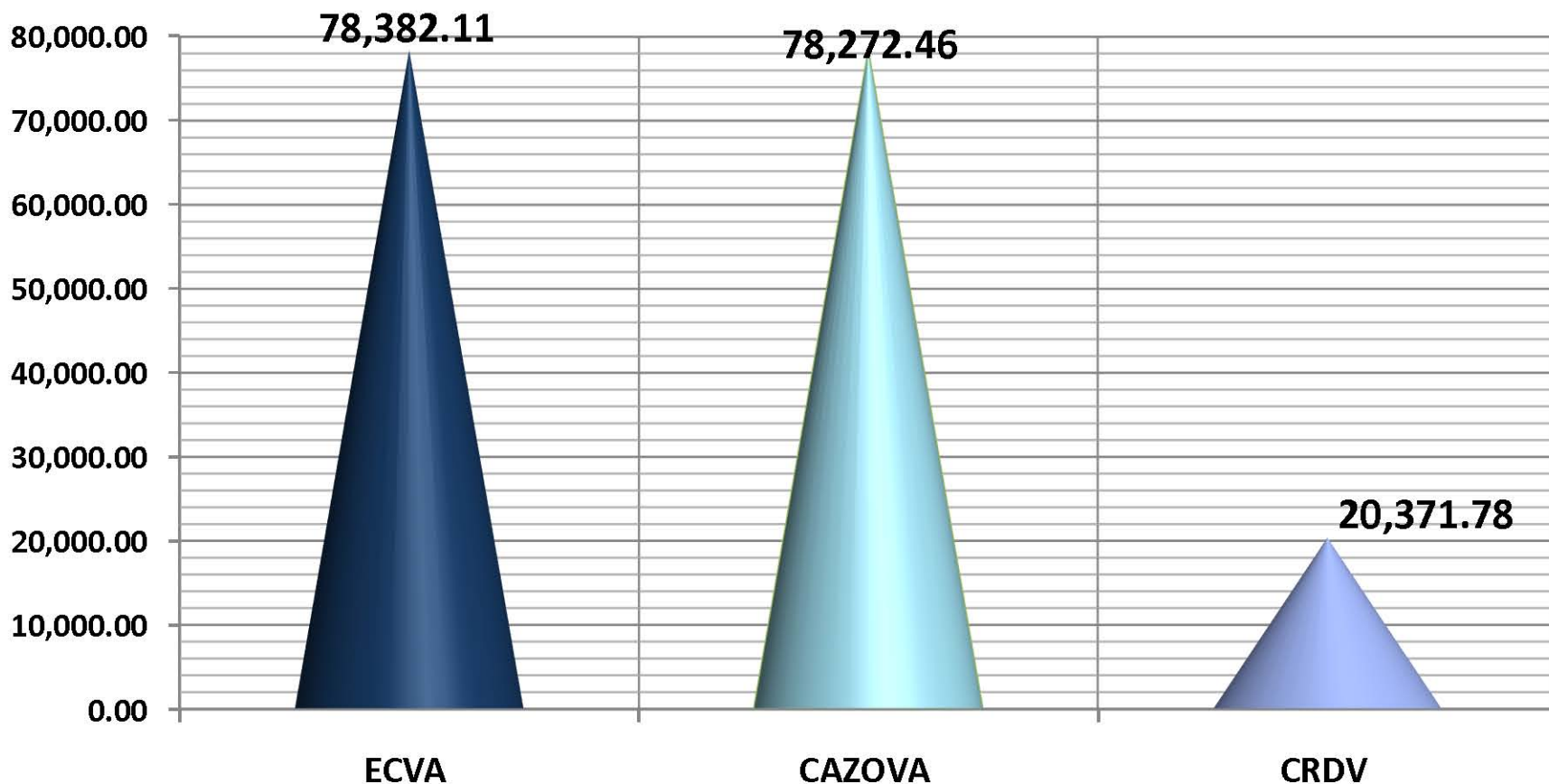


FIVB REGIONAL DEVELOPMENT CENTER, 2014



VOLLEYBALL INSTRUCTORS , 2014

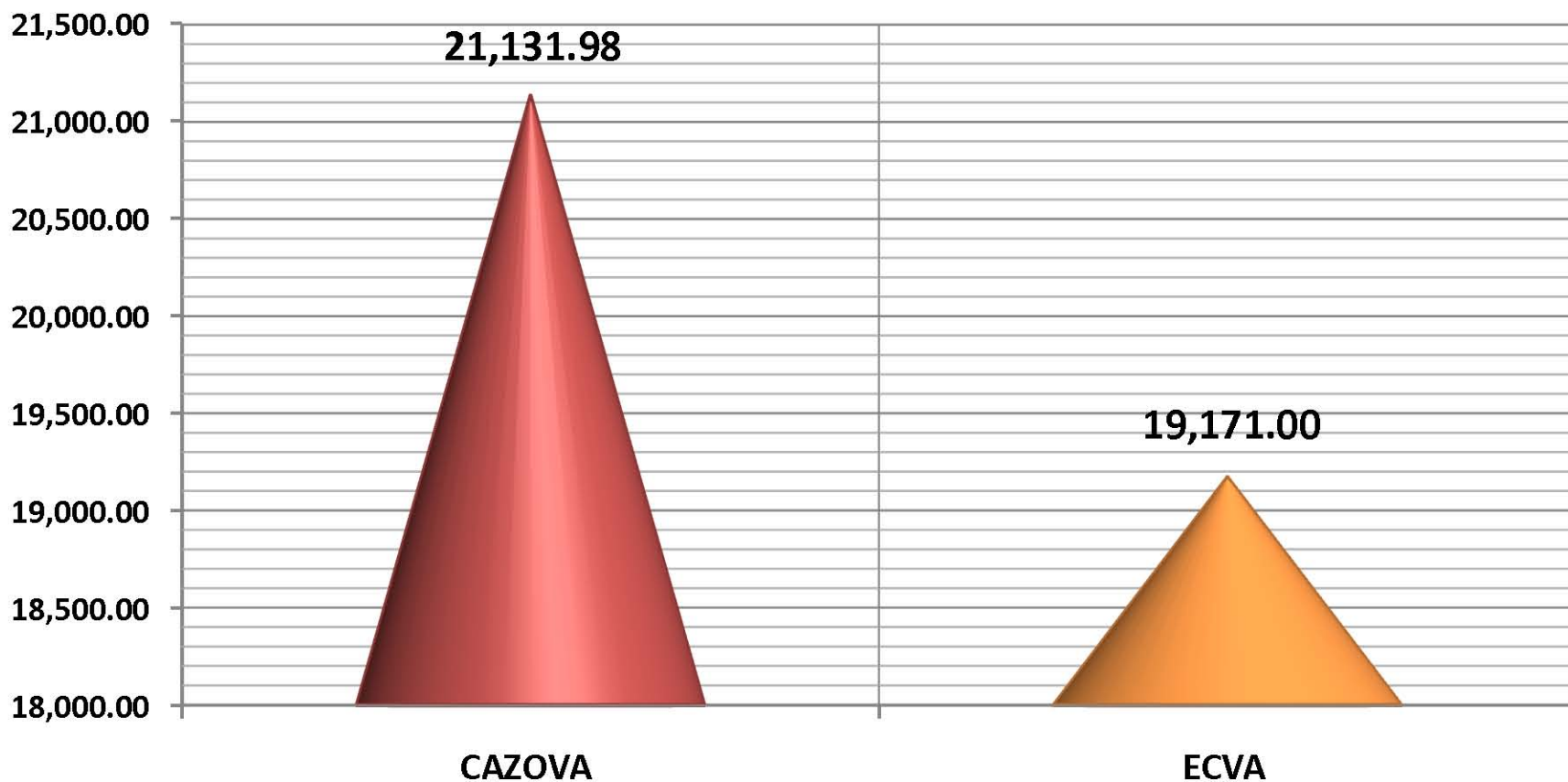
TOTAL US\$ **177,026.35**



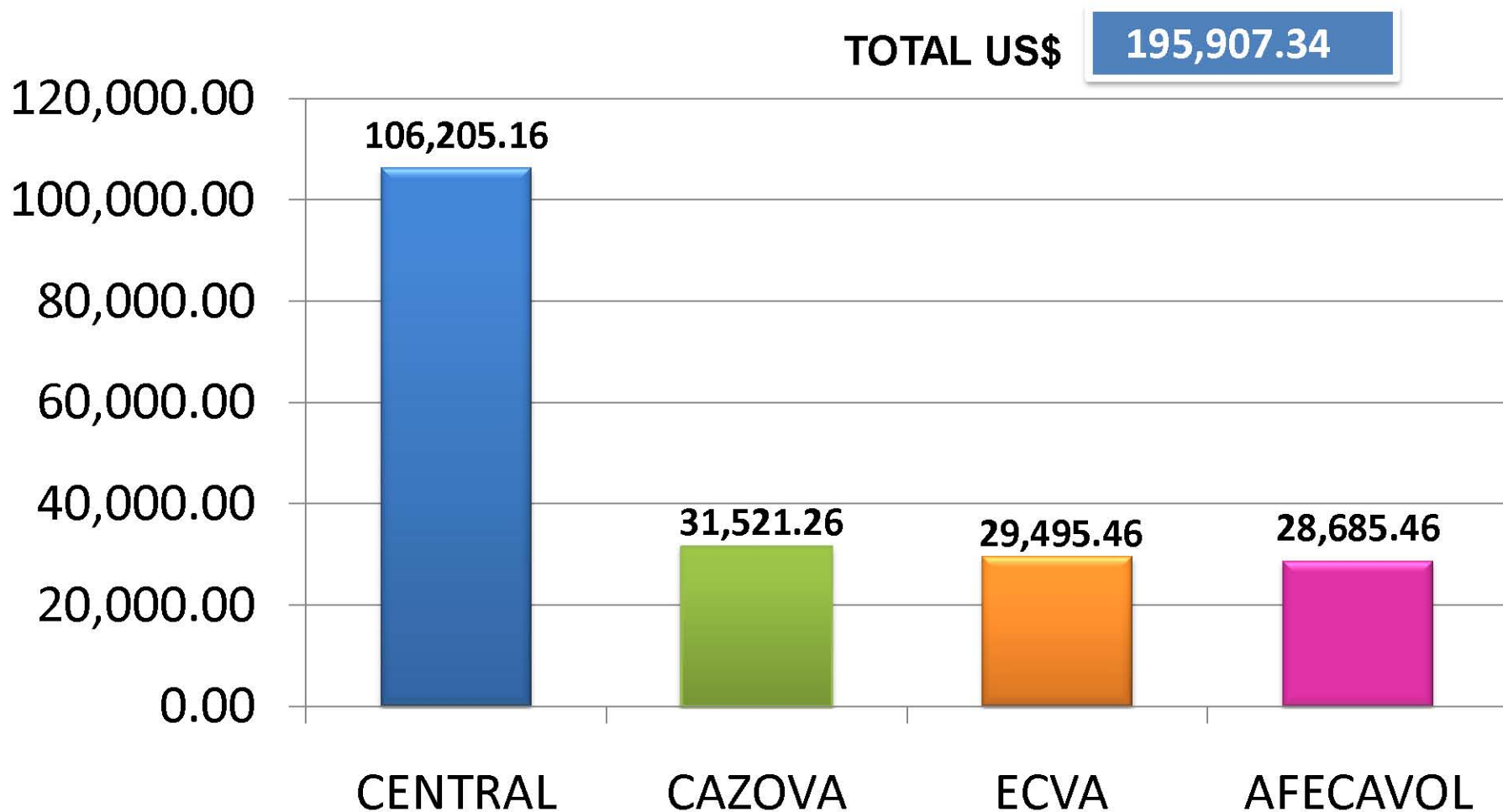
CONGRESS & ASSAMBLIES, 2014

TOTAL US\$

40,302.98



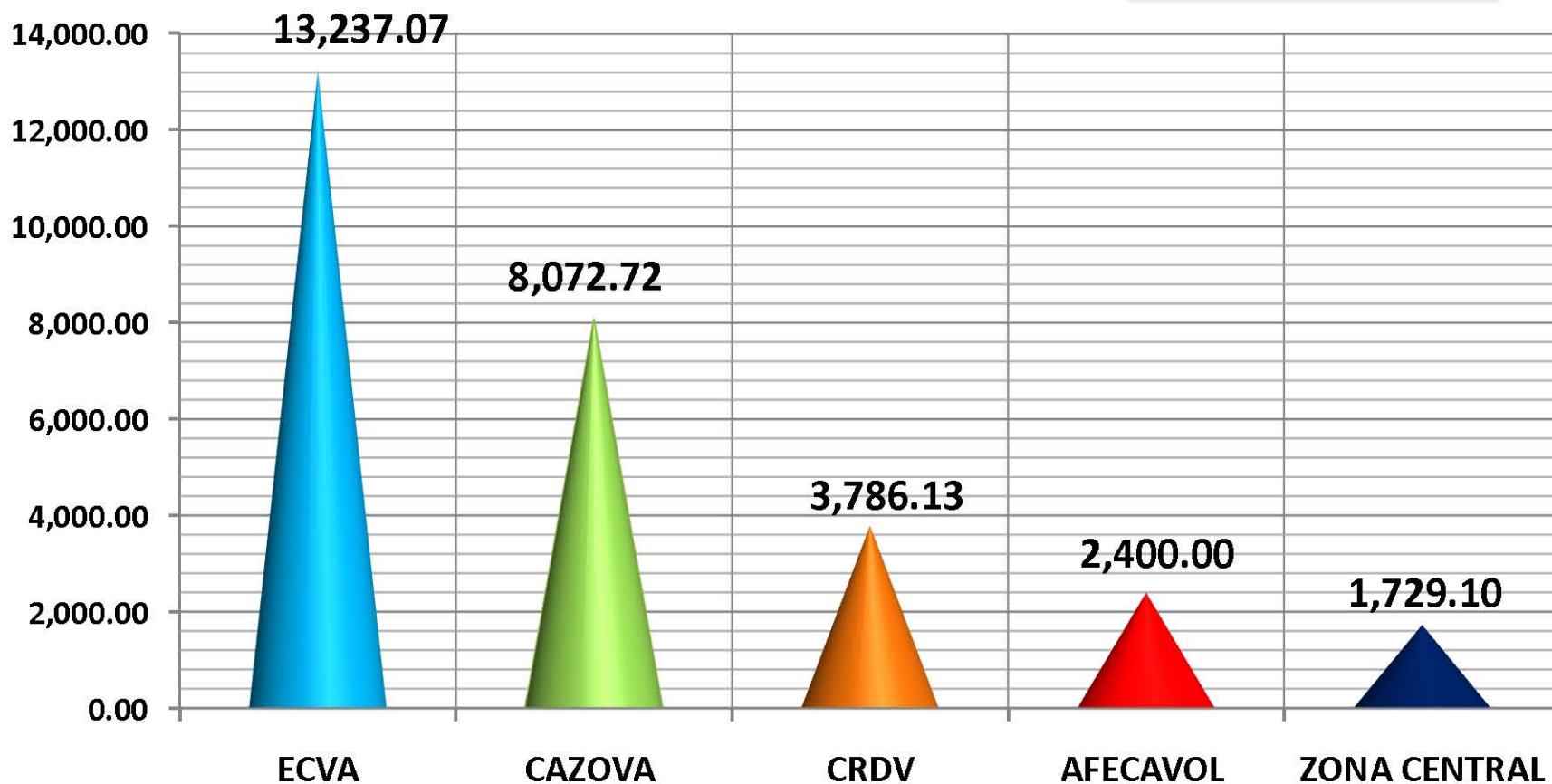
SPORT COURT VOLLEYBALL SURFACE, 2014

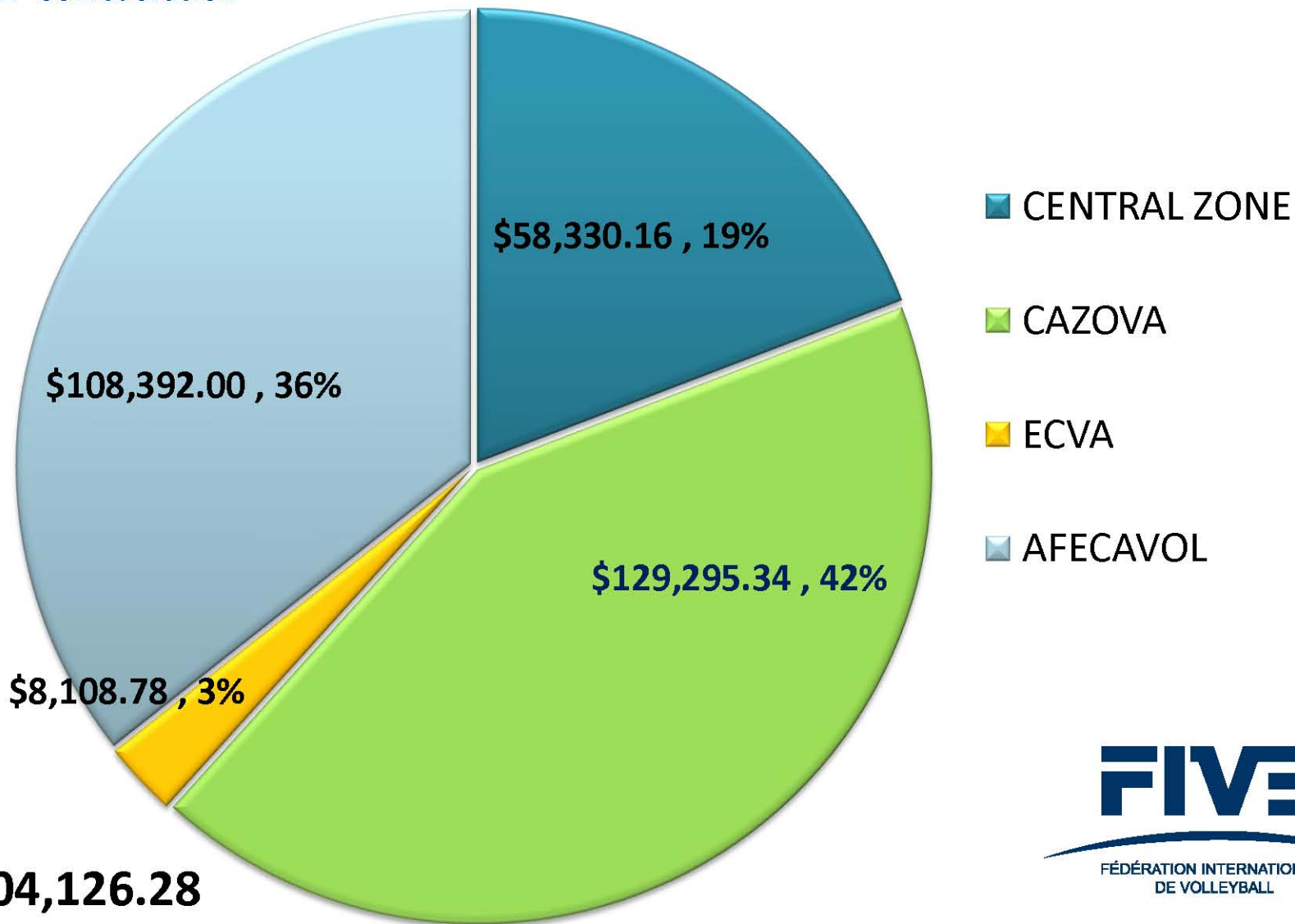


OTHER EXPENSES, 2014

TOTAL US\$

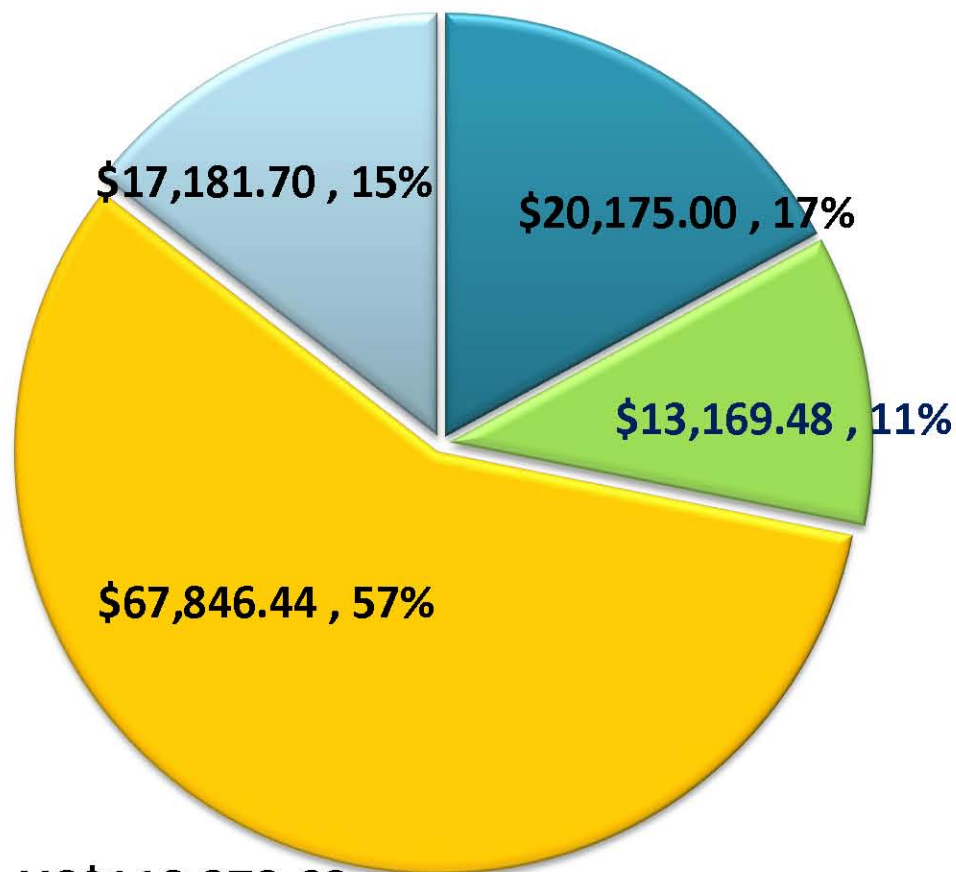
29,225.02





**3RD ROUND AND PLAYOFF MENS AND WOMENS WORLD CHAMPIONSHIPS QUALIFICATION
TOURNAMENTS 2014**

HOST COUNTRY	GROUP	WOMEN	MEN	COUNTRIES PARTICIPANTS	TOTAL INVESTED US\$
USA	O	X		GUA, PAN, HON	30,827.03
USA	O		X	HAI, LCA, GUA	31,919.83
REP. DOM	P	X		NCA, GDP, ESA	56,209.90
CUBA	P		X	DOM, BAR, SUR	31,438.63
CUBA	Q	X		TRI, HAI, CUR	40,459.19
CANADA	Q		X	CRC, PAN, TRI	29,577.08
PUERTO RICO	R	X		LCA, BAR, CRC	24,721.68
PUERTO RICO	R		X	BAH, HON, MEX	19,698.54
CANADA	S	X		JAM, ISV, MEX	18,733.08
PUERTO RICO	PLAYOFF		X	DOM, CRC, GUA	4,479.42
TRINIDAD & TOBAGO	PLAYOFF	X		NCA, MEX, CRC, PAN	16,061.90
TOTAL US\$					<u>304,126.28</u>



- TRINIDAD & TOBAGO
- ST. LUCIA
- PUERTO RICO
- GUATEMALA

TOTAL US\$118,372.62

NANJING 2014 YOUTH OLYMPIC GAMES

Event	Total
St. Lucia Oct 18-20, 2013	USD 13,169.48
Trinidad & Tobago Nov 26-28, 2013	USD 20,175.00
Puerto Rico, Diciembre 6-8, 2013	USD 17,812.14
Guatemala Enero 30 . Feb 2, 2014	USD 17,181.70
Puerto Rico, Abril 10-14, 2014	USD 50,034.30
TOTAL INVESTED US\$	<u>118,372.62</u>

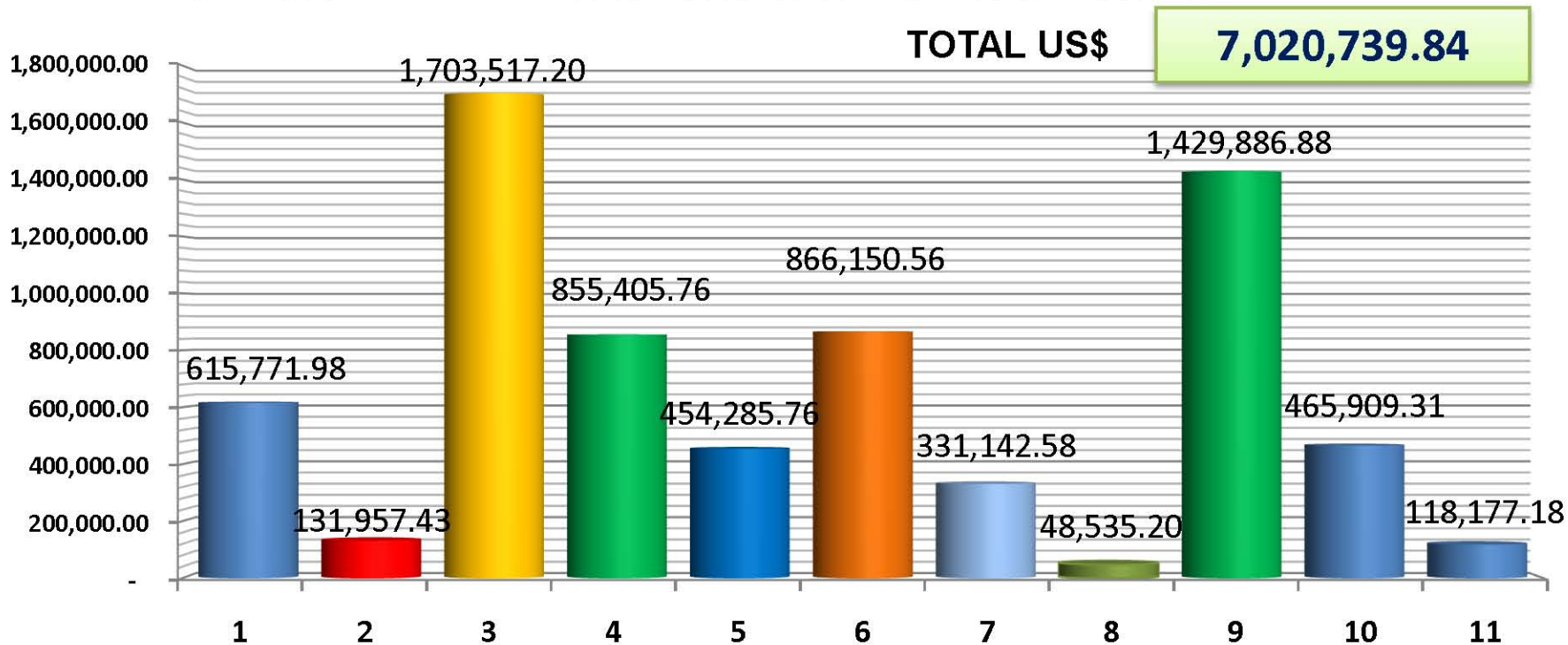


FIVBTM

FÉDÉRATION INTERNATIONALE
DE VOLLEYBALL

**FINANCIAL INVESTMENT
AFECAVOL-CAZOVA-ECVA
2011-2014**

2011-2014 AFECAVOL-CAZOVA-ECVA NORCECA INVESTMENT



1. SPORT EQUIPMENT ANNUAL ALLOCATION

2. SPORT EQUIPMENT USED IN EVENTS

3. YOUTH AND JUNIOR PROGRAMS

4. BEACH VOLLEYBALL CONTINENTAL TOUR

5. COURSES AND SEMINARS

6. SPORT COURT VOLLEYBALL SURFACE

7. BEACH VOLLEYBALL CONTINENTAL CUP

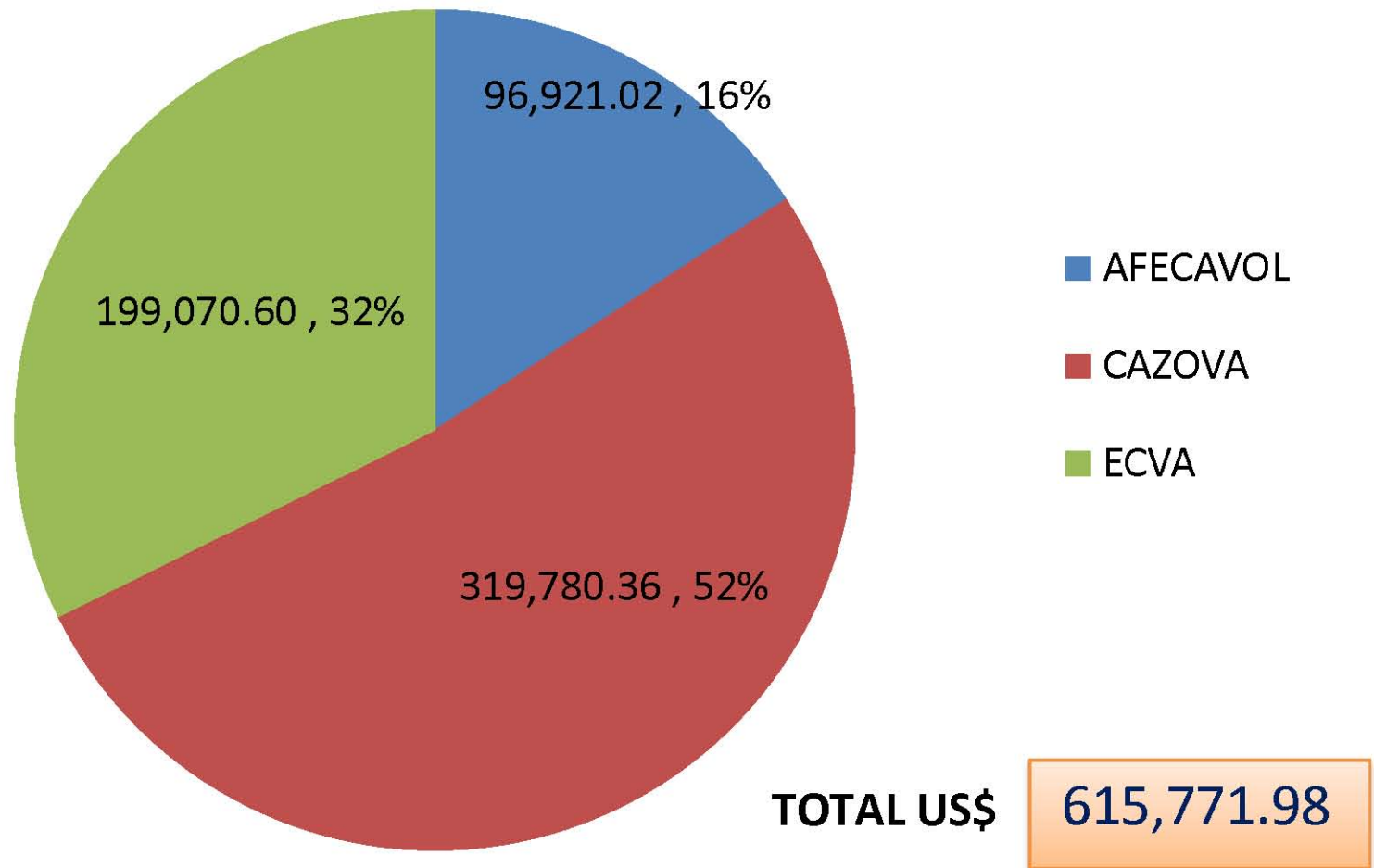
8. BEACH VOLLEYBALL NAIJING YOGQ

9. WORLD CHAMPIONSHIP QUALIFICATION TOURNAMENTS

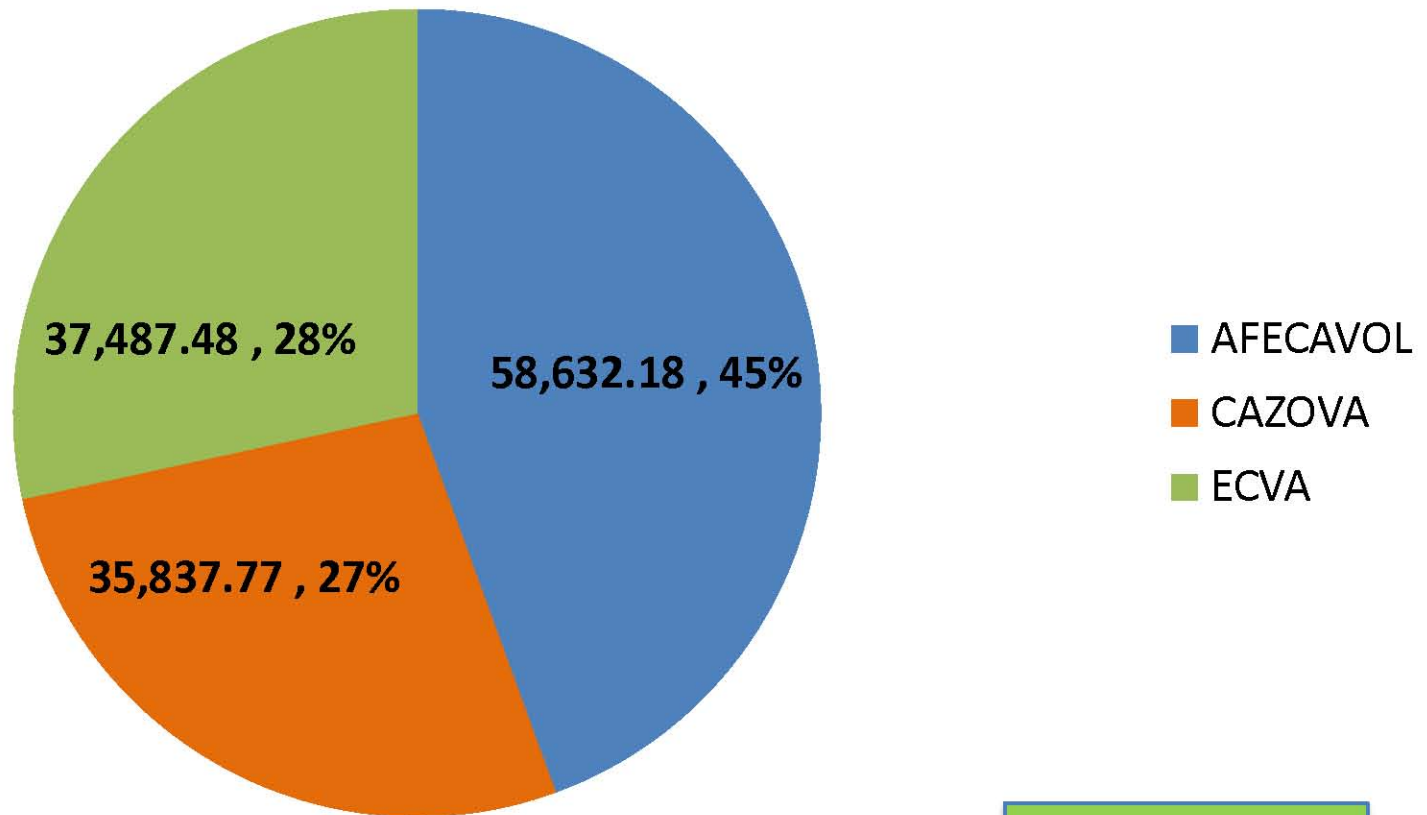
10-VOLLEYBALL INSTRUCTORS

11- CONGRES, ASSEMBLIES, MEETINGS AND OTHERS EXPENSES

Sport Equipment Annual Allocation 2011-2014



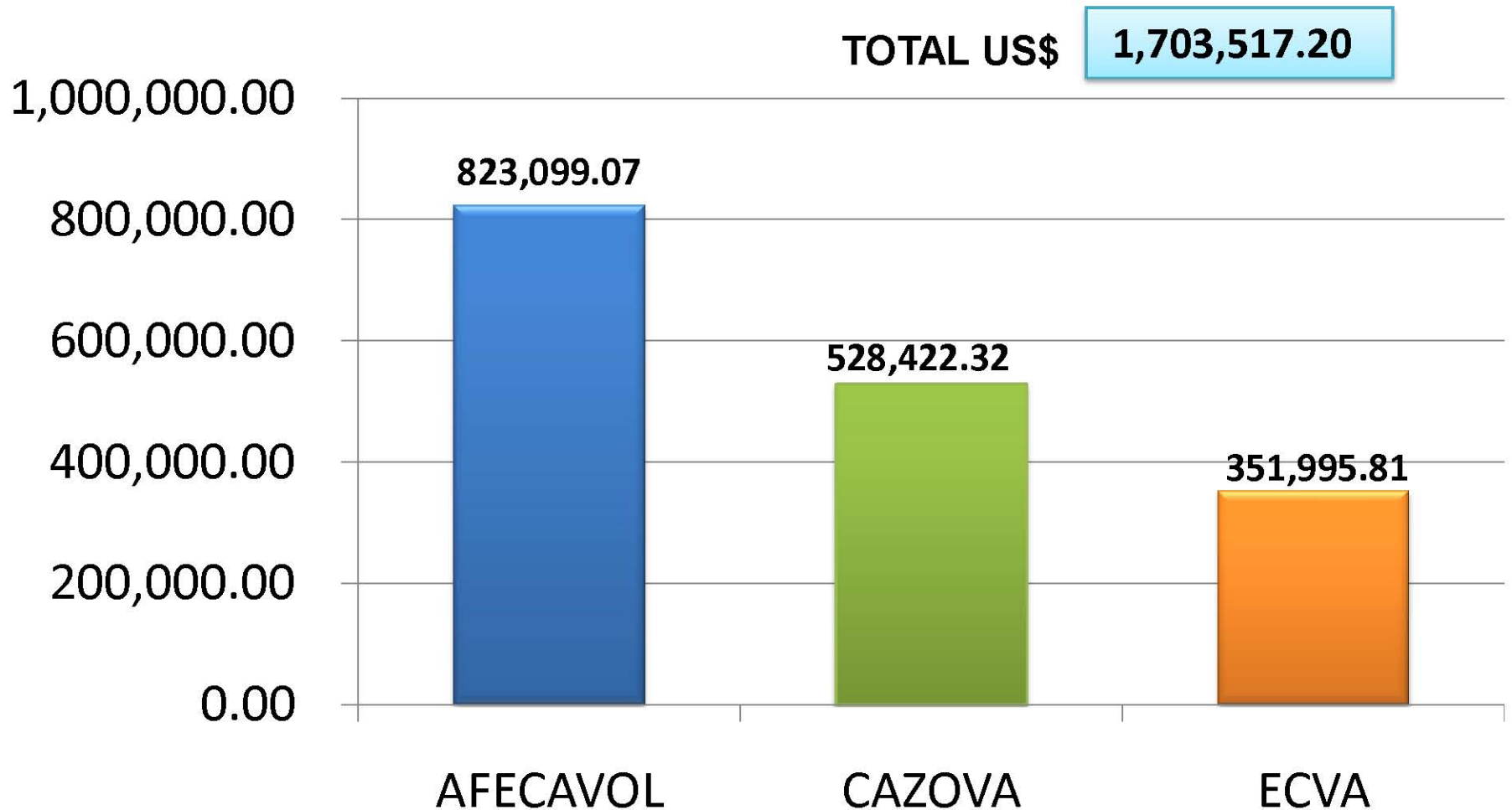
Sport Equipment used in Events 2011-2014



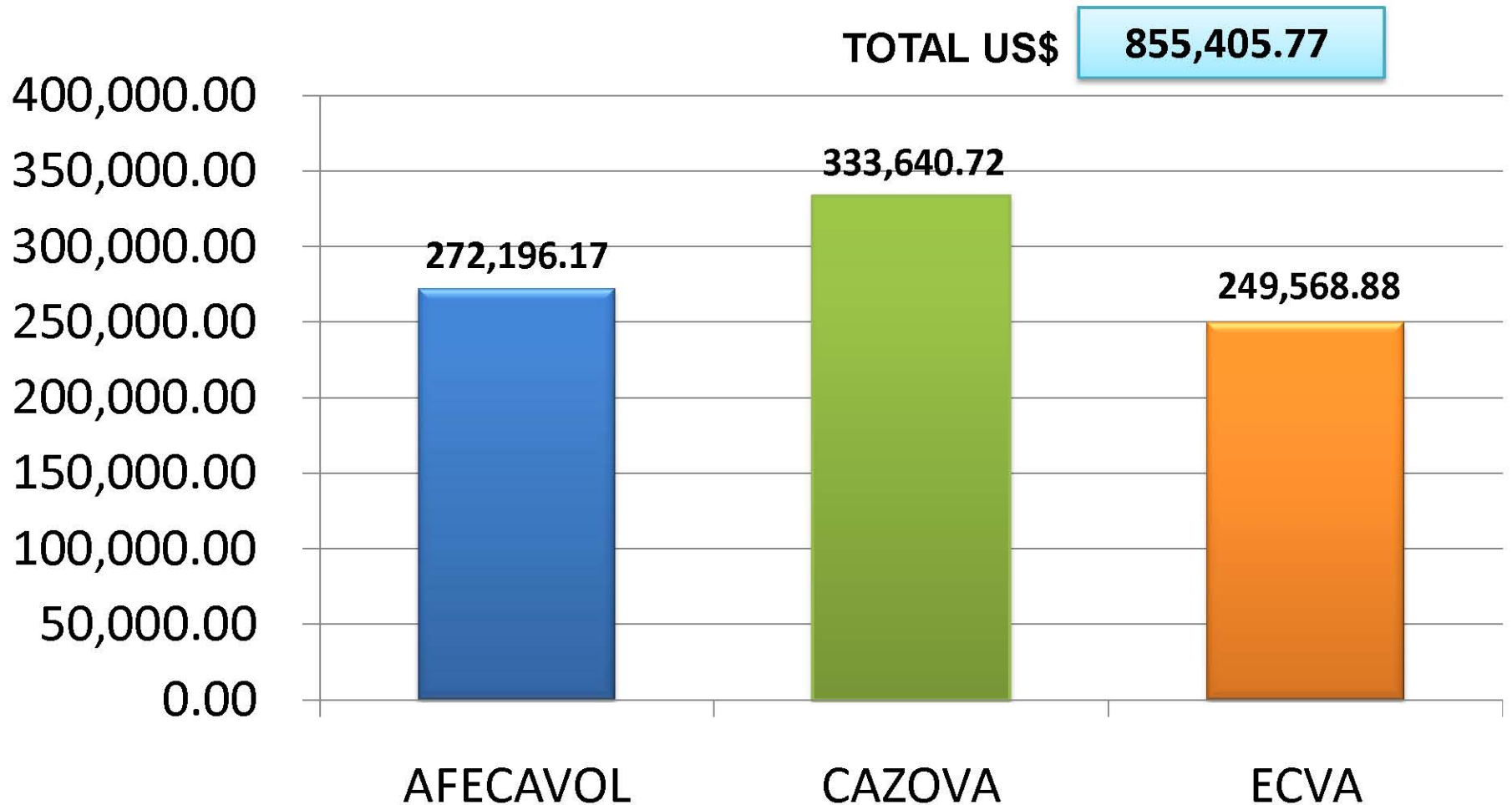
TOTAL US\$

131,957.43

YOUTH & JUNIOR PROGRAM 2011-2014

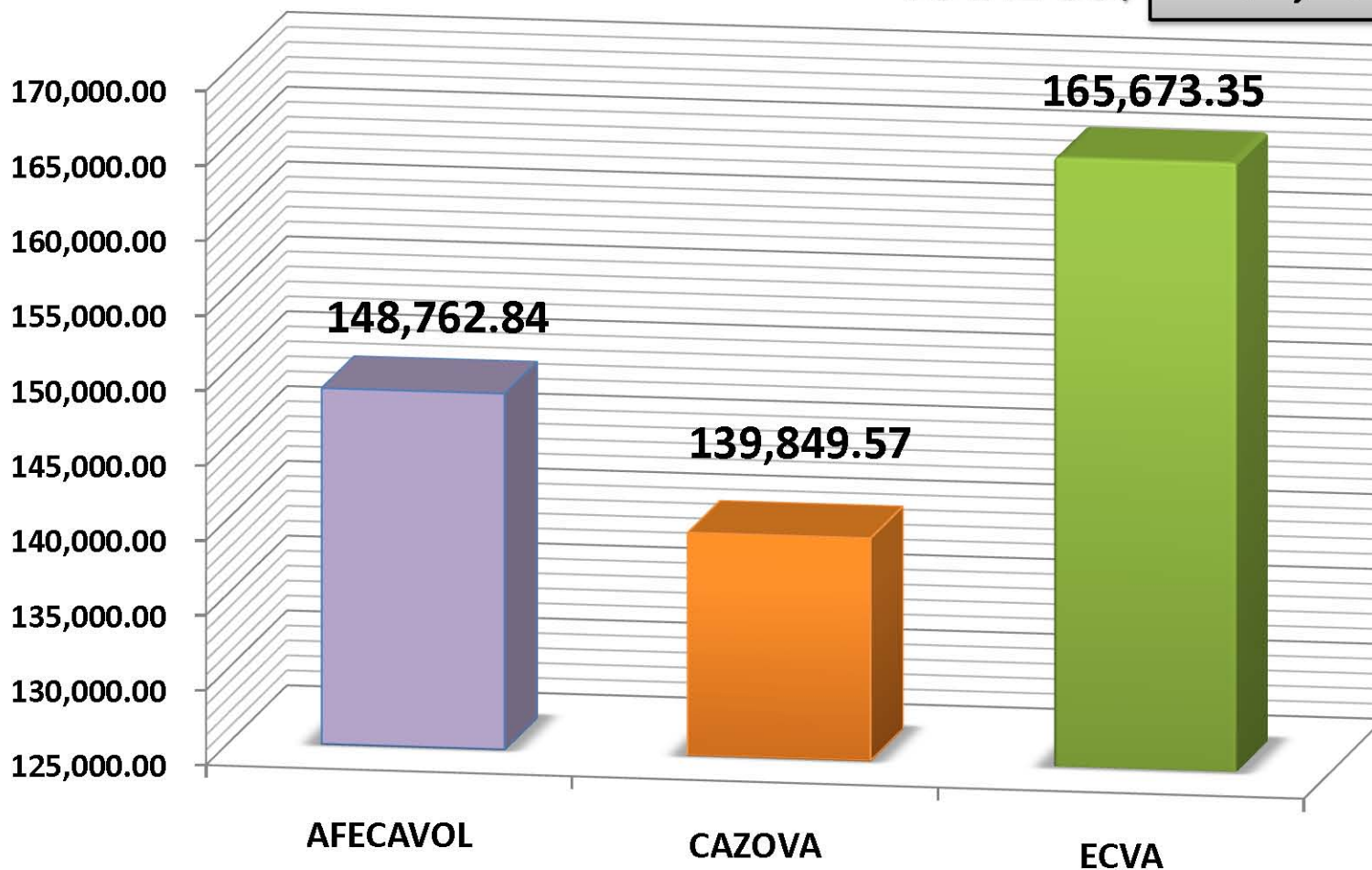


BEACH VOLLEYBALL CONTINENTAL TOUR 2011-2014

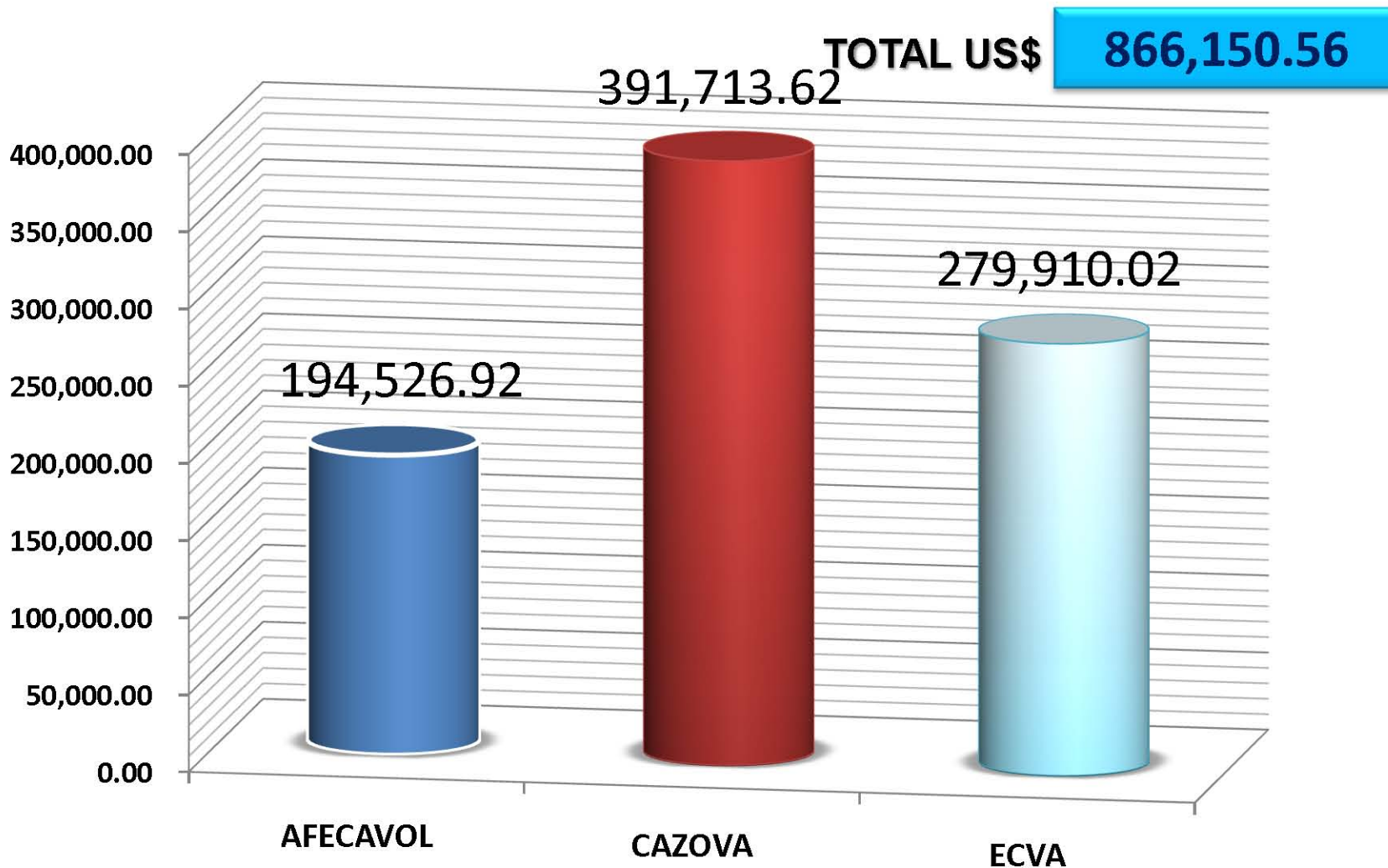


COURSES AND SEMINARS 2011-2014

TOTAL US\$ **454,285.76**

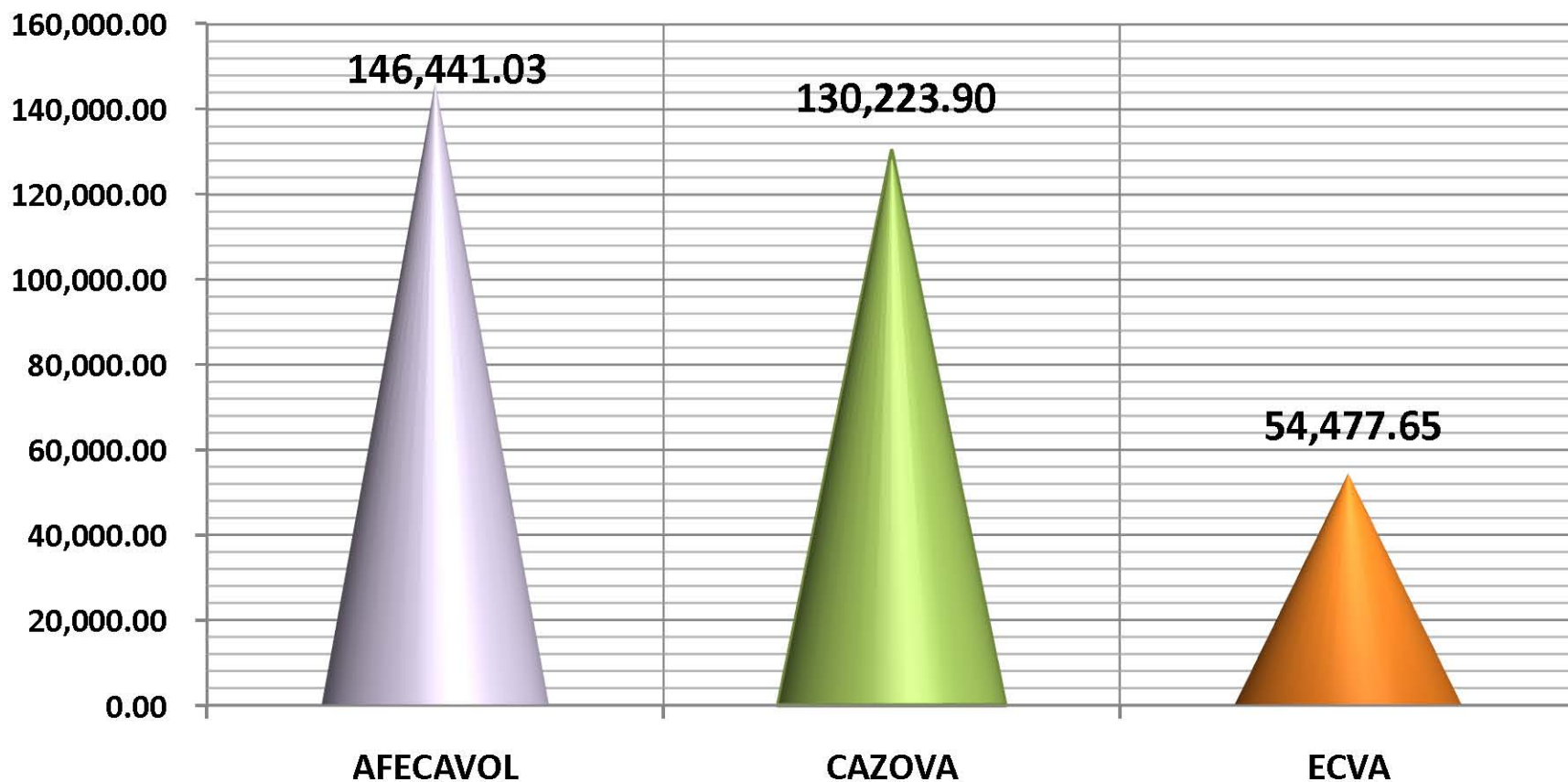


SPORT COURT VOLLEYBALL SURFACE 2011-2014



BEACH VOLLEYBALL CONTINENTAL CUP 2011-2012

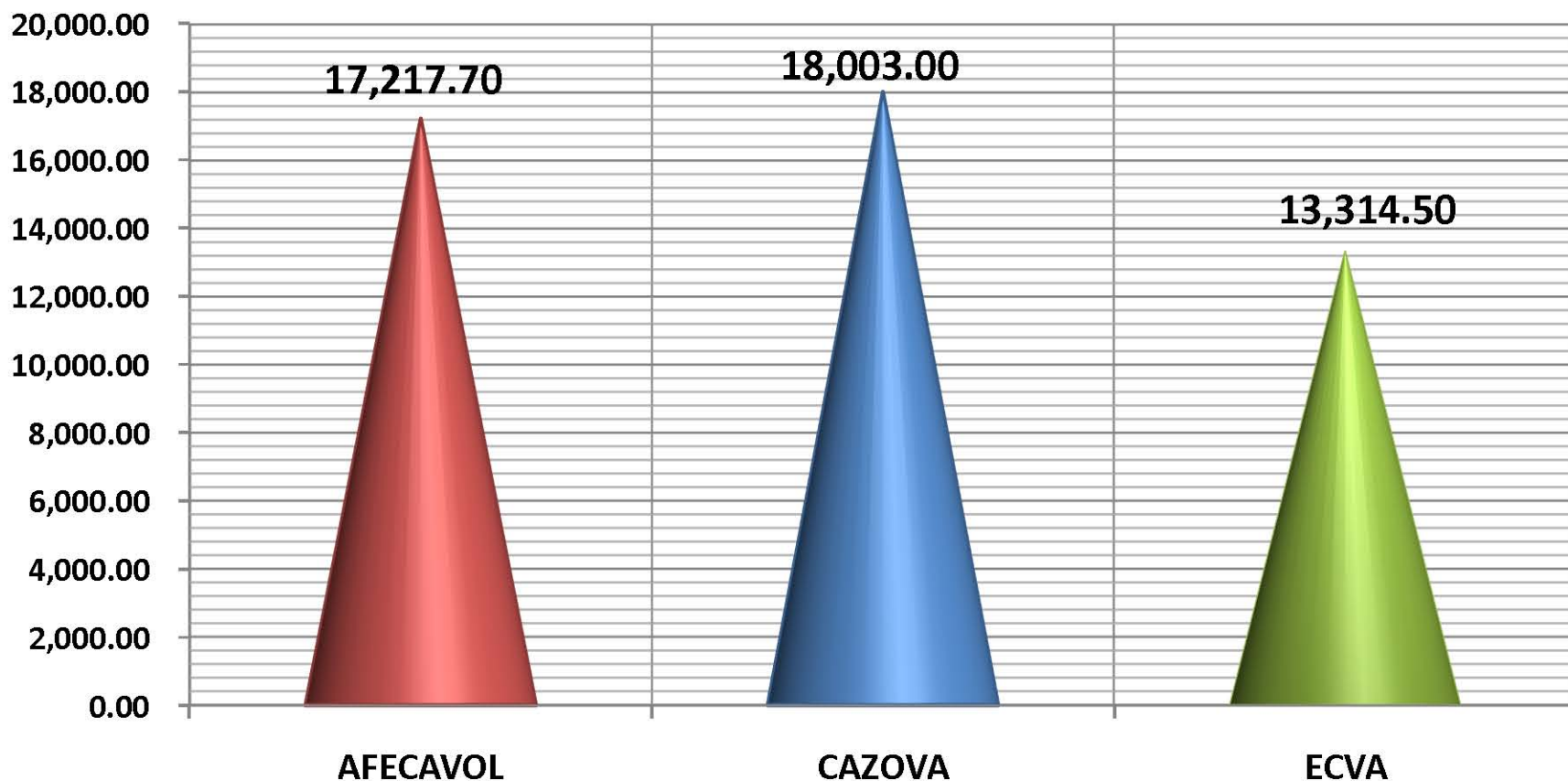
TOTAL US\$ 331,142.58



BEACH VOLLEYBALL NANJING YOGQ 2013-2014

TOTAL US\$

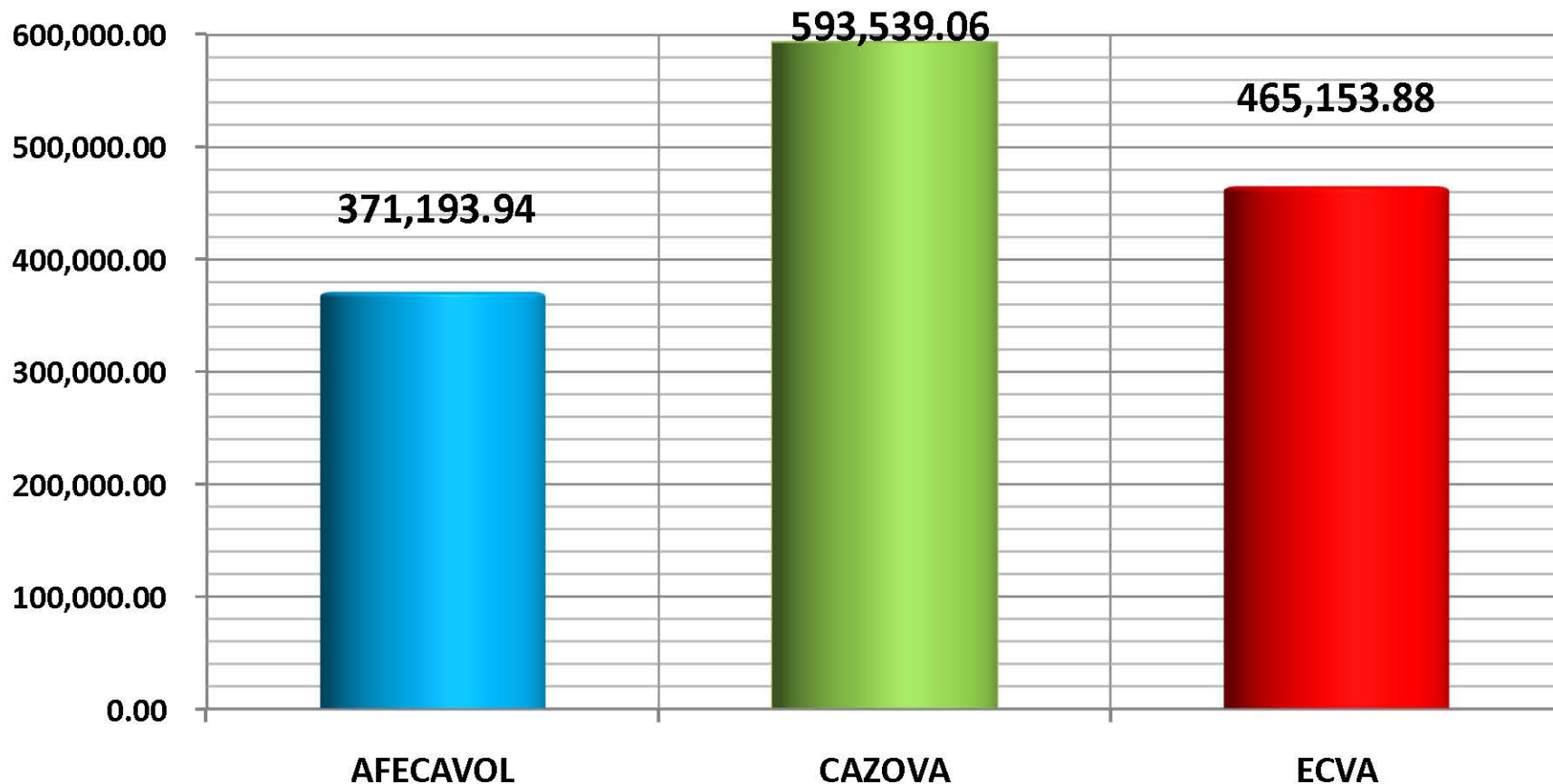
48,535.20



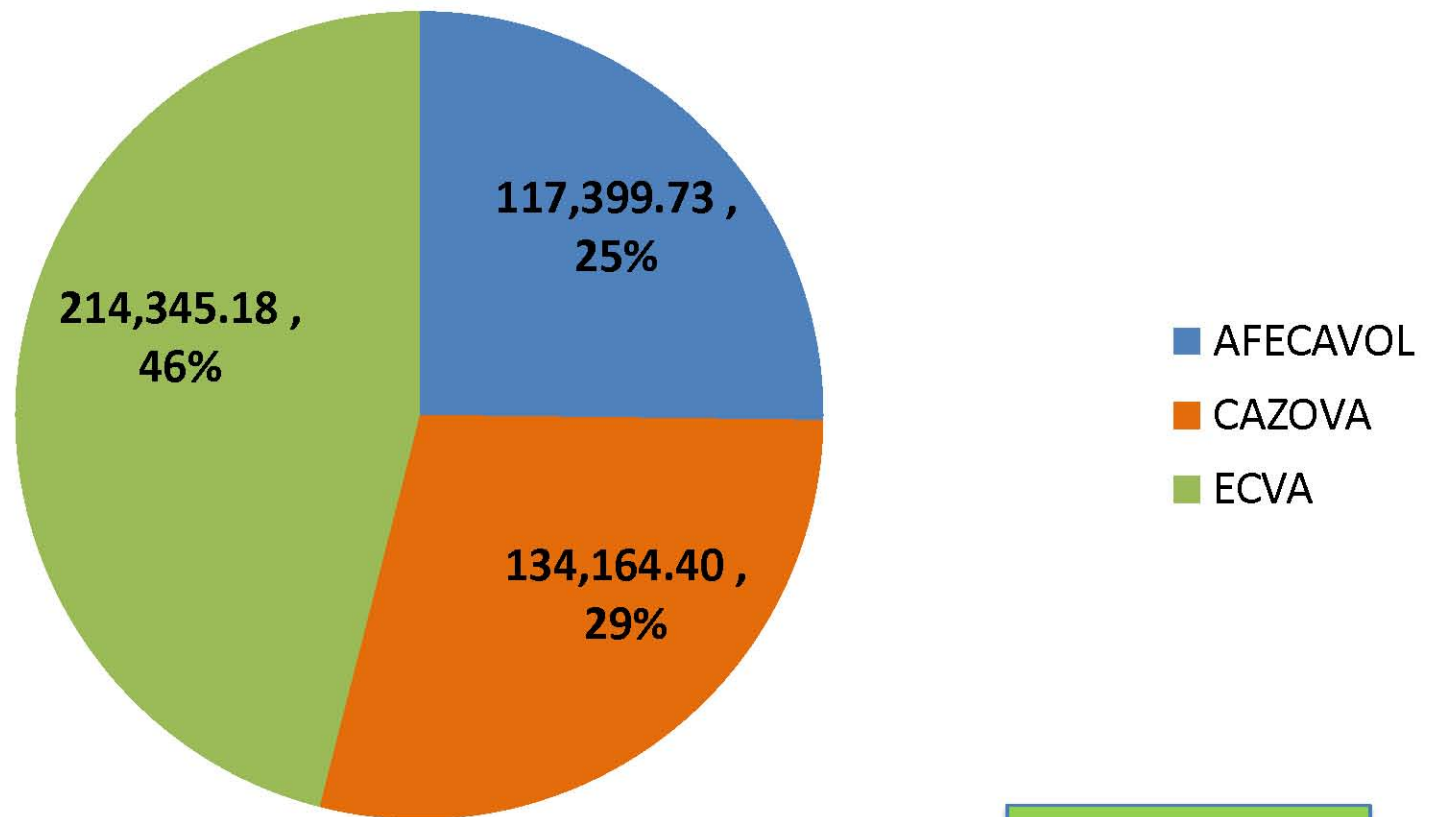
WORLD CHAMPIONSHIP QUALIFICATION TOURNAMENTS 2012- 2014

TOTAL US\$

1,429,886.88



VOLLEYBALL INSTRUCTORS 2011-2014

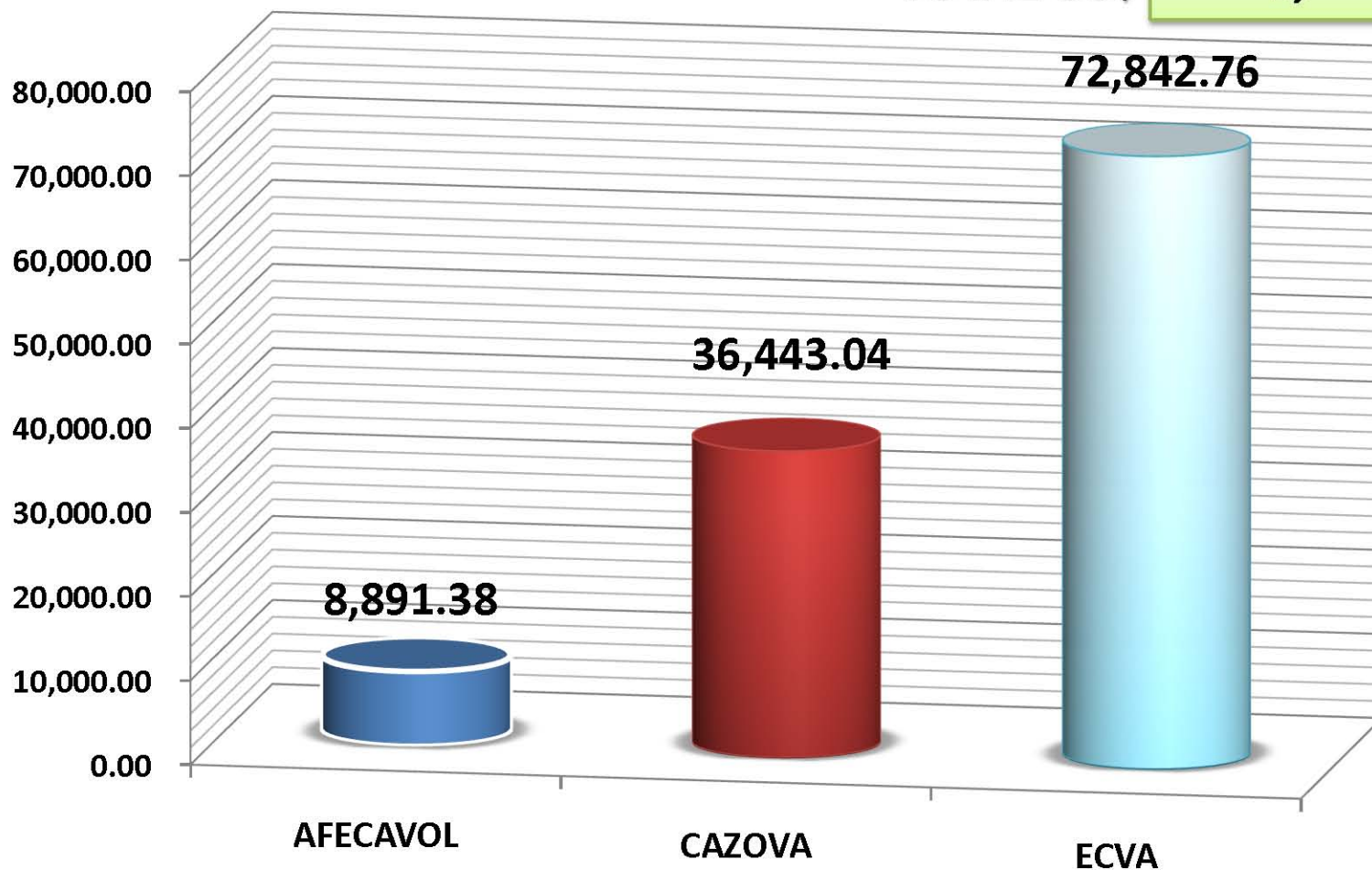


TOTAL US\$

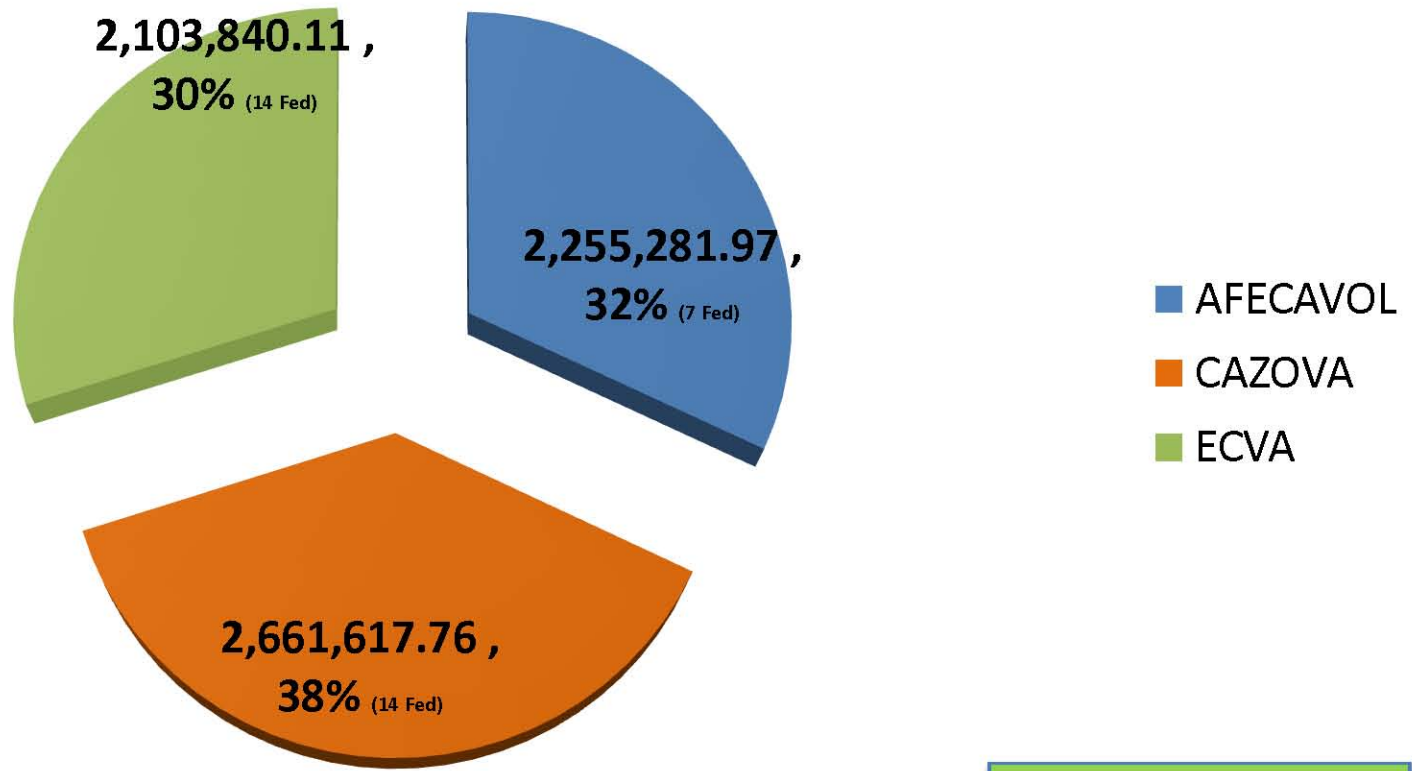
465,909.31

CONGRESS, ASSEMBLIES, MEETINGS AND OTHER EXPENSES 2011-2014

TOTAL US\$ **118,177.18**

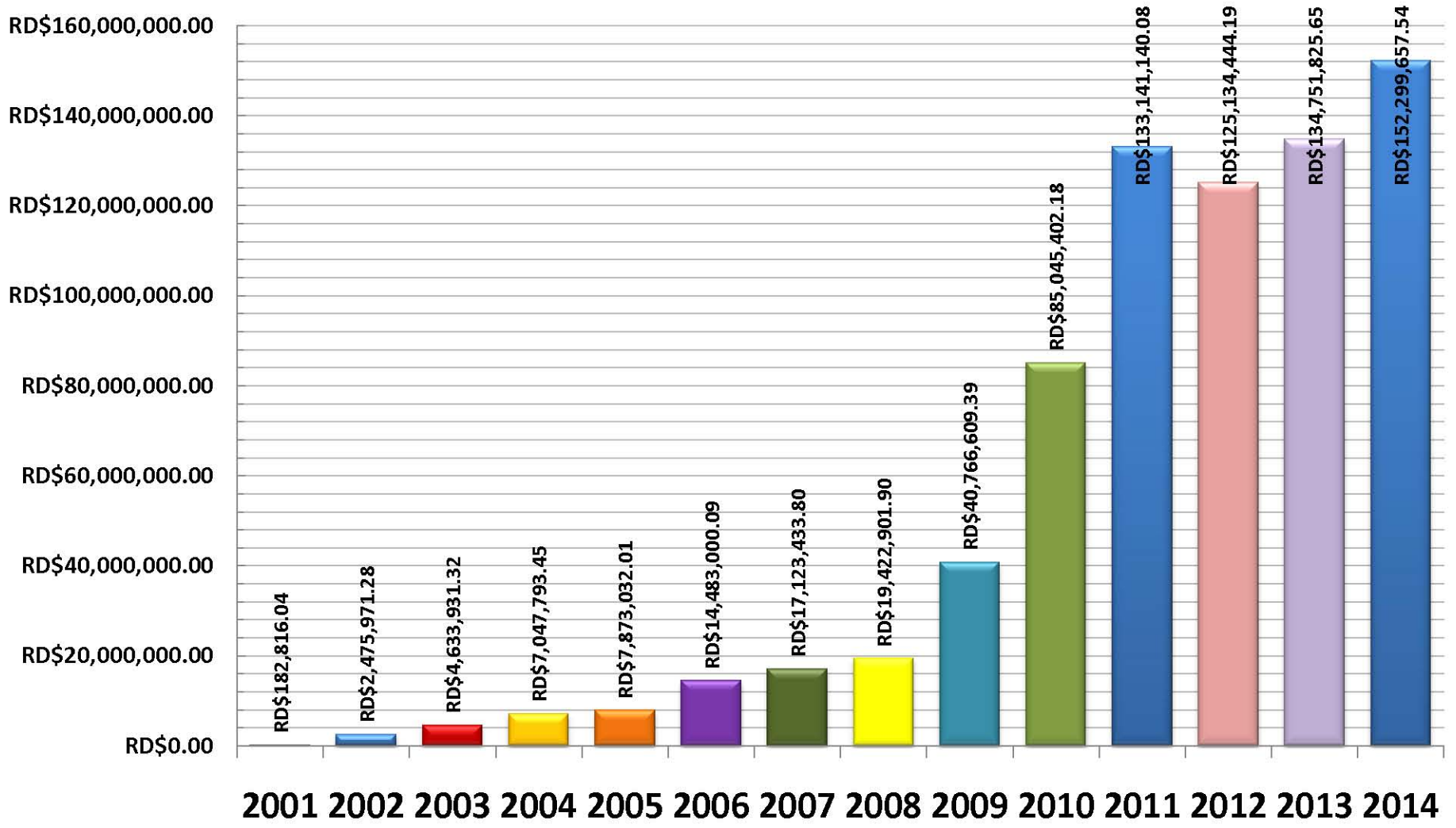


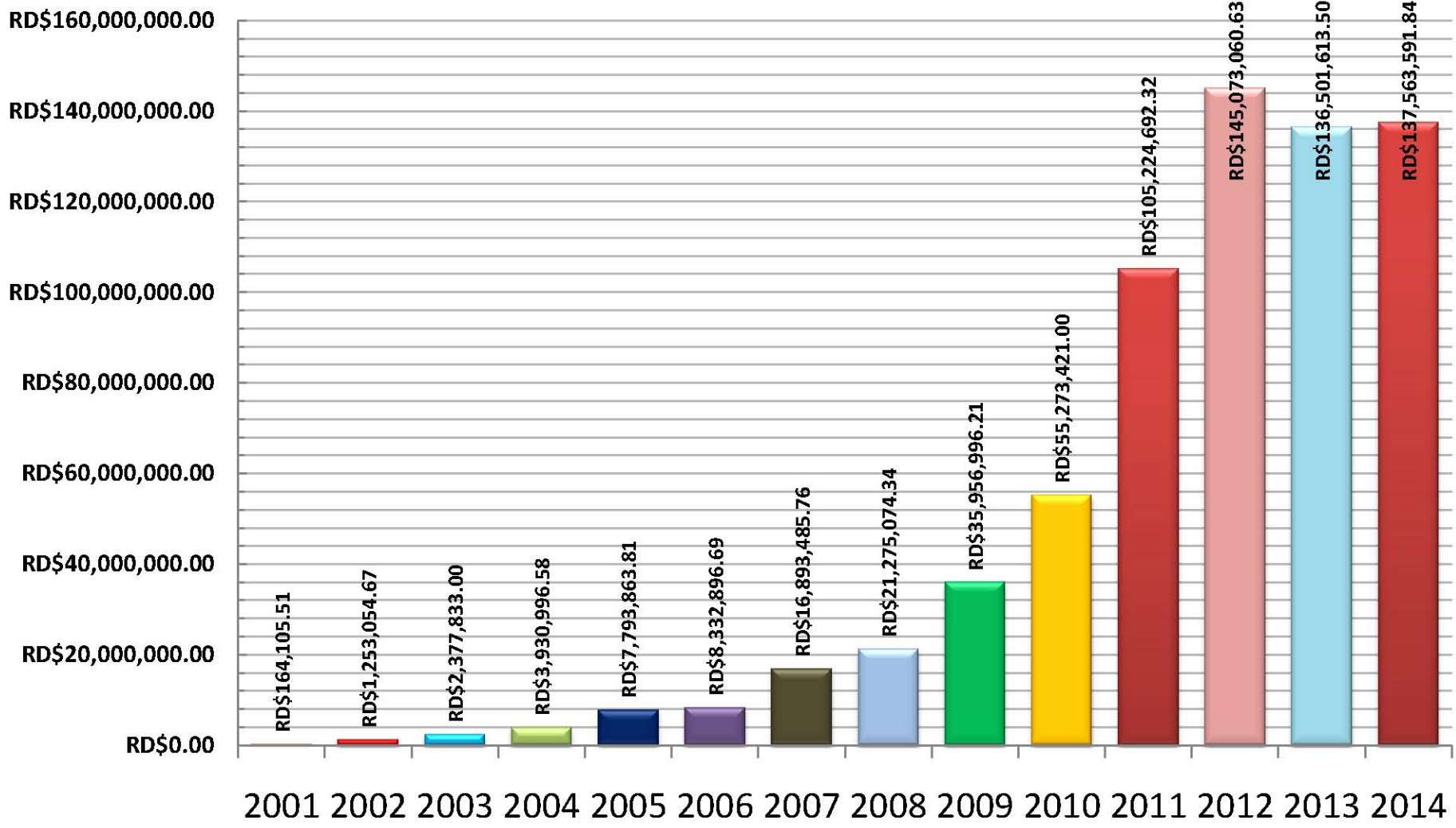
TOTAL INVESTMENT BY ZONAL ASSOCIATION 2011-2014

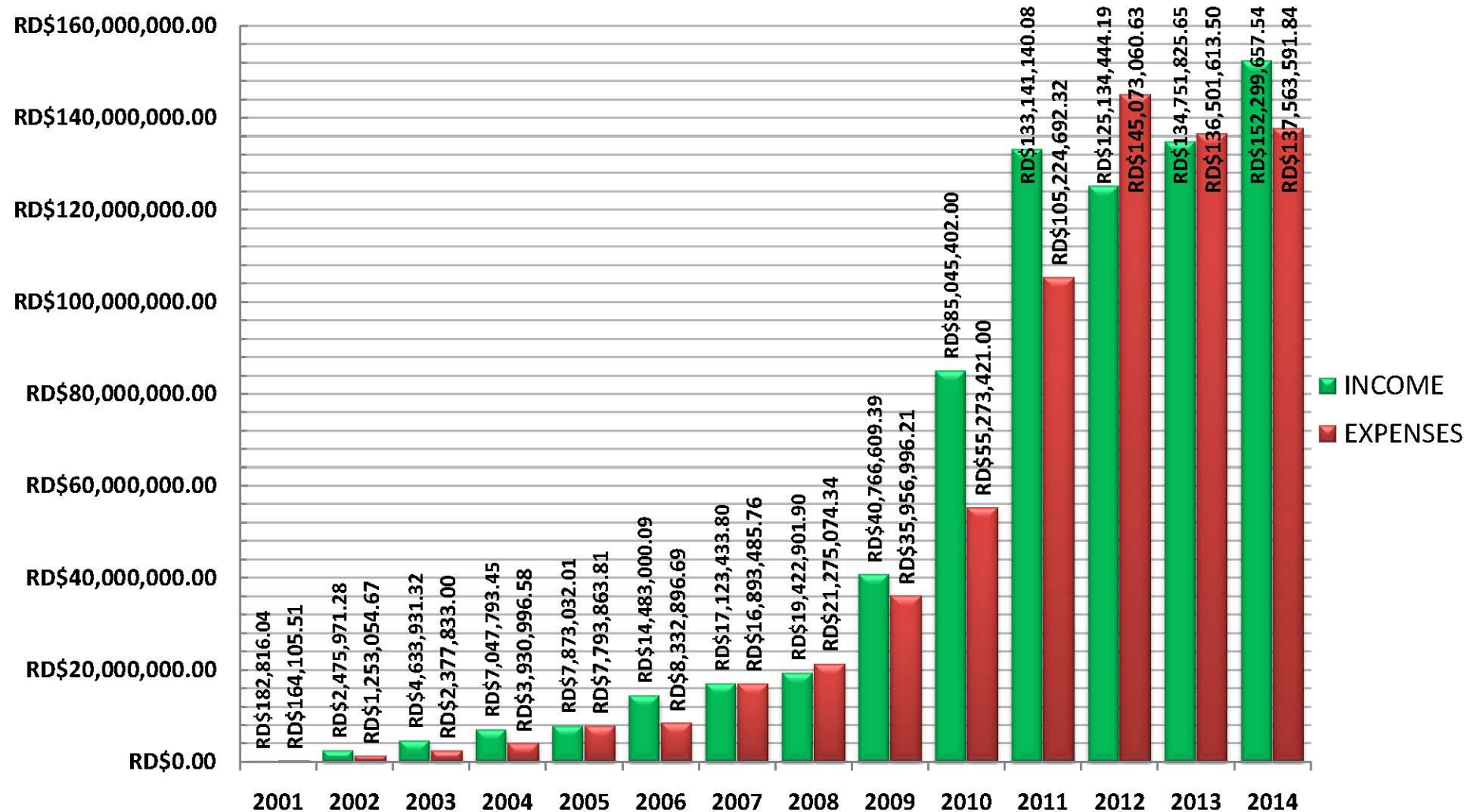


TOTAL US\$

7,020,739.84









INCOMES & EXPENSES 2001-2014

