




Sustainable Operations



Empowered People



Responsible Sourcing



2018 Sustainability Report

Table of Contents

3 Letter From Our President & CEO

4 About Micron

- 5 Our Manufacturing Operations
- 6 Centers of Excellence

7 Strategy & Governance

- 7 Our Approach
- 8 Materiality
- 8 Micron's Code of Business Conduct & Ethics
- 9 Culture
- 10 Stakeholder Engagement
- 12 Risk & Resilience
- 12 Looking Forward

13 Environment

- 13 Our Approach
- 13 Innovative Water Management
- 17 Energy Mitigation
- 18 Greenhouse Gases
- 18 Looking Forward

19 People

- 19 Our Approach
- 19 Diversity & Inclusion
- 21 Safe, Healthy & Secure
- 21 Professional Development
- 22 Excellence in Technical & Professional Leadership
- 23 Integrity in Action
- 23 Looking Forward

25 Responsible Sourcing

- 25 Our Approach
- 25 Supply Chain Risk Management
- 26 Forced Labor & Child Labor
- 28 Conflict Minerals
- 28 Looking Forward

29 Products & Innovations

- 29 Our Approach
- 29 Product Efficiency
- 30 Data Protection & User Privacy
- 30 Hazardous Substances & Export Compliance
- 31 Looking Forward

32 Communities

- 33 Inspiring the Innovators of Tomorrow
- 33 Team Members Know Best: Charity of Choice

35 About This Report

- 35 Contact Us

36 GRI Content Index



Letter From Our President & CEO



Sanjay Mehrotra
President & CEO,
Micron Technology

Welcome to our 2018 Sustainability Report. Micron is a world leader in semiconductors – one of the most technologically advanced manufacturing processes ever developed. The solutions we create transform the way the world uses information to enrich life, driving breakthroughs in scientific research and power-saving revolutions like lights-out data centers. Our industry requires constant innovation with a sharp eye toward the future.

I believe strongly, however, that these advancements do not mean much unless they are paired with our own dedication to sustainable manufacturing practices and a commitment to supporting our communities. The choices we make today will help ensure we have the resources and talent we will need in the years ahead.

Our sustainability achievements in the last year include actions taken to benefit our environment, our people, and our communities:

- **Water Resilience & Energy Efficiency** We mindfully conserve energy and protect water resources by adapting to local conditions and constraints.
- **Diversity & Inclusion** We cultivate a diverse and inclusive culture at Micron, which continues to attract a broad talent pool.
- **Community Investment** We focus our giving efforts to ensure our communities and education partners have the resources to support and educate the next generation of scientists, inventors, and engineers.
- **Supply Chain** Just as our customers expect more from us, we are working closer than ever with our supply chain partners to ensure we are sourcing materials responsibly.

I am proud of the progress we have made and look forward to continued improvement in the years ahead.

Thank you for reading our report. I invite you to provide feedback about Micron’s sustainability efforts by emailing sustainability@micron.com.

About Micron



Founding members, 1978

Micron Technology, Inc. is an industry leader in innovative memory and storage solutions. Our broad portfolio of high-performance products are in the technology you use every day — from mobile phones to laptops to the internet of things (IoT). Our products — which incorporate our core DRAM, NAND, NOR Flash and 3D Xpoint technologies — enable faster and more efficient access to data. They are the foundation of technological advancements such as artificial intelligence, machine learning, and autonomous vehicles.

Our market segments include cloud, data center, networking and mobile. We serve these markets primarily through a wide range of partnerships with leading technology companies that serve worldwide markets. While these relationships represent the majority of our annual sales, the company also offers a full range of consumer memory products through our award-winning Crucial and Ballistix brands. Crucial and Ballistix products are available globally at leading retail and e-tail stores, commercial resellers, system integrators, and direct at crucial.com and ballistixgaming.com.

QUICK STATS: MICRON BY THE NUMBERS

40

Years strong

3rd

Largest memory company in the world

6th

Largest semiconductor company

#226

Fortune 500 ranking in 2016

\$20.3B

Net Sales

32,197

Team members

17

Countries

12

Manufacturing Sites

10

Customer Labs

~20,500⁺

Patents (and growing)


About Micron

Our Manufacturing Operations

The foundation of our memory and storage solutions is our memory chips (or die). These semiconductors are manufactured on a substrate known as a silicon “wafer” at our wafer fabrication facilities (fabs) located in Singapore, Taiwan, Japan and the United States.

Each 300-millimeter wafer is placed through numerous manufacturing steps where materials are precisely applied to select areas of the wafer to create hundreds of individual die. This process can take more than a month and requires hundreds of precise steps from the moment a new wafer enters the fab until it is finished. Our wafer manufacturing takes place at the nanoscale in a cleanroom environment. Particle levels, temperature, and humidity are tightly controlled to ensure the quality of the final memory chip as it passes through up to 10 process areas, each with a unique set of tools. Once complete, a wafer is divided into its constituent die, which are then assembled into numerous customized formats, designed to enable a myriad of technologies.

Our complex manufacturing process requires major investments in facilities, equipment and talented team members around the world. We have 12 manufacturing facilities spread across six different countries and more than 50 offices in 17 countries.



About Micron



MICRON LOCATIONS ACROSS THE GLOBE

HEADQUARTERS:
Boise, Idaho



AMERICAS

- California
- Colorado
- Minnesota
- Texas
- Utah
- Virginia
- Washington
- Washington DC

EMEA

- Belgium
- Finland
- France
- Germany
- Italy
- Netherlands
- Sweden
- United Kingdom

APAC

- Australia
- China
- India
- Japan
- Malaysia
- Singapore
- South Korea
- Taiwan



FOCUS ON: CENTERS OF EXCELLENCE

A Sustainable Design

Micron made a number of strategic shifts in 2017 to ensure we are using all resources, including our team talent, as effectively as possible. Most significantly, we initiated plans to create manufacturing, technology and business centers of excellence (COE), which will allow us to benefit from scale while reducing waste and inefficiencies associated with a more distributed manufacturing model. This approach yields multiple benefits. It achieves the most efficient and effective technology transfer and acceleration of manufacturing production by combining front- and back-end manufacturing, product engineering and technology development (R&D) roles. It also reduces the environmental impact and waste associated with the transport of work-in-progress components between distant facilities.

In Singapore, three wafer fabrication facilities and one assembly and test facility serve as the base for our worldwide NAND COE, driving the implementation of the company's leading-edge 3D NAND production for use in mobile phones, solid state drives (SSDs) and more. Taiwan serves as Micron's DRAM COE and includes two state-of-the-art fabrication facilities in Taichung and Taoyuan and a co-located backend facility in Taichung. The leading DRAM technology from these facilities is integrated into computers, servers, networking devices, communications equipment, consumer electronics, automotive and industrial applications.

IN THIS SECTION:

Ethical business practices & compliance

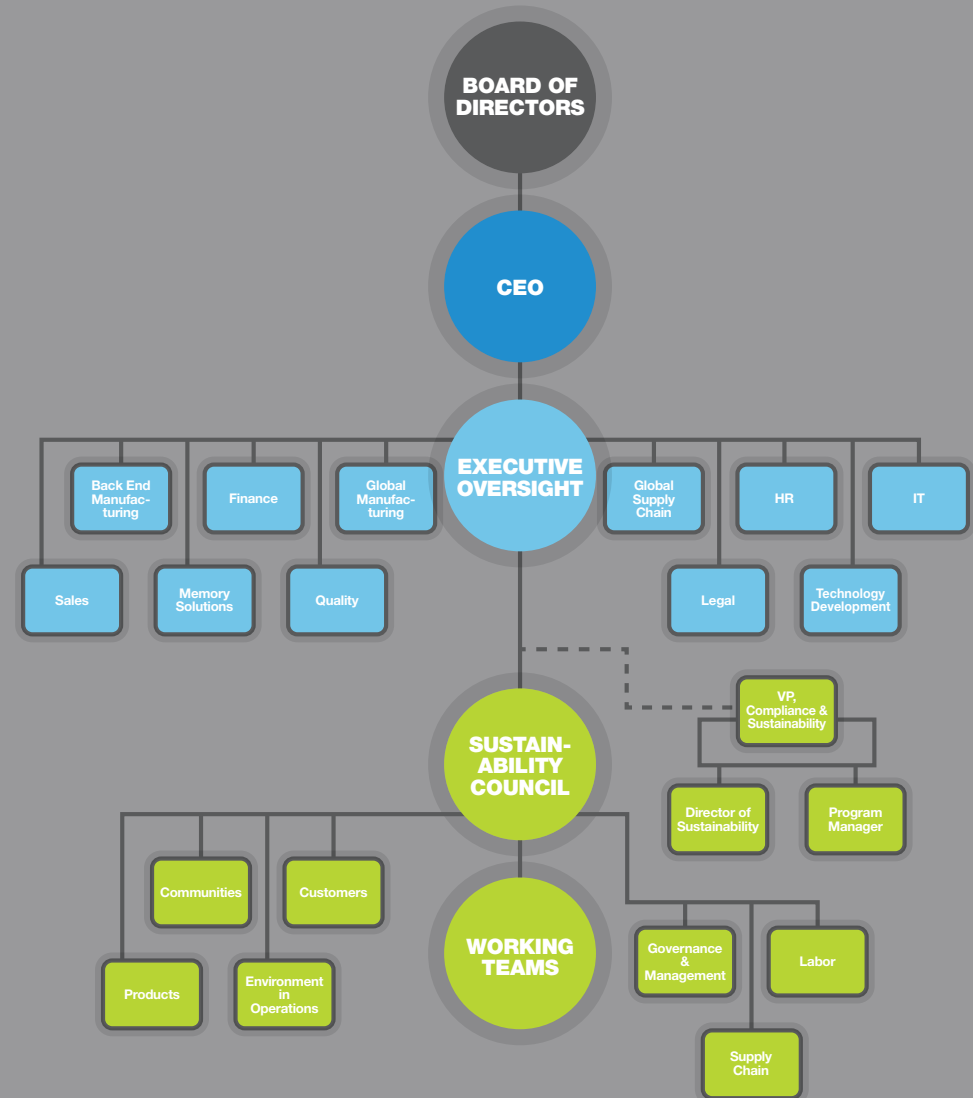
Transparency, accountability & reporting

Communications & stakeholder engagement

Strategy & Governance

Our Approach

At Micron, we take an integrated approach to sustainability. We set strategy through a cross-functional Sustainability Council comprised of senior leaders empowered to rethink how we operate and approach business. Council members include representatives from Manufacturing, Environmental, Health & Safety, Strategy, Technology Development, Human Resources, Supply Chain, Sales, the Micron Foundation, Compliance Investor Relations, Legal, Diversity and Inclusion and Risk and Resilience. Together, these leaders formulate our sustainability strategy and monitor our performance under the oversight of Micron's Board of Directors Governance and Sustainability Committee and executive team. These leaders also serve as sustainability champions and experts within their organizations. Their work is supported by a sustainability organization that facilitates corporate sustainability strategy and drives transparency through public reporting and other external and internal communications.



Strategy & Governance

Materiality

Underpinning our Sustainability Council’s strategic process is our triennial materiality assessment. Our materiality assessment starts with an exhaustive list of sustainability issues that cover all aspects of our business. We then consider input from internal and external stakeholders to understand the issues of greatest importance to both groups. The results are plotted on a graph to visualize the relationship of the issues most important to our stakeholders and most important to our business success. We use this map as a tool to identify those areas where we have the greatest potential to drive meaningful change and those areas appropriate for increased transparency. The materiality assessment also serves as the primary means for defining the issues material to our annual sustainability report.

Micron’s Code of Business Conduct and Ethics

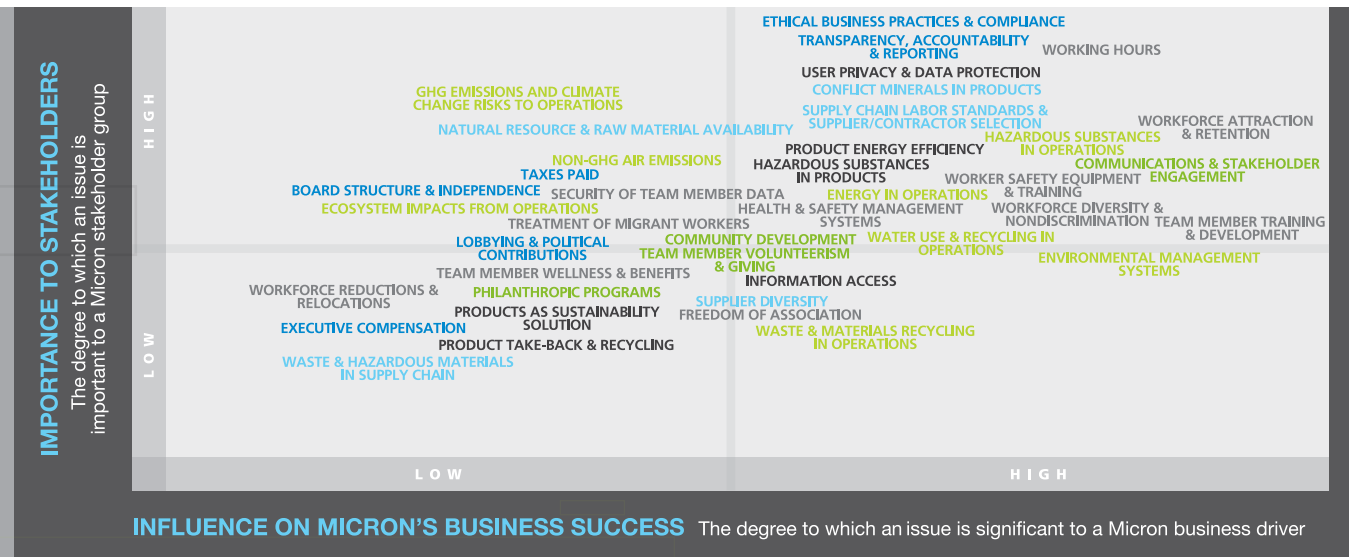
We have a long-standing tradition of doing business with integrity. Our [Code of Business Conduct and Ethics](#) sets clear expectations for all Micron leaders, organizations, team members, contractors and suppliers. The Code is communicated to these stakeholders through multiple channels, and our team members are routinely trained on its tenets.

Today’s laws and standards of business conduct are complex, and our Code of Business Conduct and Ethics is intended to be a practical resource that outlines the basic rules that Micron applies to our business regarding risk, legal and ethical issues. It also explains the personal responsibility of each Micron team member to speak up if they see something that does not seem right. All aspects of our Code support each team member and the company as a whole in conducting business with integrity — with one another, with our investors, our communities and in our marketplace.

Materiality: Sustainability Issues

LEGEND: ISSUE CATEGORIES

- ENVIRONMENT IN OPERATIONS
- GOVERNMENT & MANAGEMENT
- LABOR
- SUPPLY CHAIN
- CUSTOMERS & PRODUCTS
- COMMUNITIES



Strategy & Governance

We recently updated our Code to make it more actionable, engaging and aligned with today’s challenging and rapidly evolving business environment. During this process we worked with highly-experienced external consultants and numerous internal groups and executives. Our board of directors gave final approval of the new Code. Our employees receive regular computer-based training and certify annually that they have read, understand and will continue to comply with the Code. Micron’s Senior Vice President, Legal Affairs, General Counsel, Corporate Secretary and Chief Compliance Officer is responsible for ongoing maintenance of the Code. The Code is available to all on our external web site and to team members on an internal SharePoint site.

In addition to the Code, we have adopted a number of other global policies. Pursuant to our global policy framework (a.k.a., “policy on policies”), global policies are reviewed and vetted by a policy council comprised of director and vice president-level executives, initially approved by a policy committee comprised of senior and executive vice presidents, and finally approved by our Chief Executive Officer. The Code and all other global policies, including translations in seven languages, are available to all team members on an internal SharePoint site. Regular computer-based training regarding these policies and other legal and ethical requirements are provided to targeted team members, based upon their job function. We also provide frequent, targeted live group and one-on-one training.

We educate and encourage all team members, vendors and third-parties to speak up when they see a suspected violation of our Code to each other, their managers, Micron’s Legal Department or to report through our compliance hotline. This hotline is third-party operated, available 24 hours of every day and in all commonly used languages, and provides anonymous reporting capability and executes protocols designed to help avoid potential conflicts of interest.

Culture

At Micron, we believe that unifying around common values is essential to our success. Our executive team engaged in a facilitated process to articulate our **vision, mission and core values** in 2017 to define who we are as a company. This culture initiative unifies our richly diverse workforce around a common vision, mission and core values that guide our tactics. Senior leaders around the world joined our CEO to connect team members with our new culture in a series of small, interactive meetings held at each of our main sites throughout the world.

VISION	Transforming how the world uses information to enrich life.
MISSION	Be a global leader in memory and storage solutions.
CORE VALUES	<p><i>We strive to live the following values with passion and unwavering integrity:</i></p> <p>PEOPLE: We care about each other.</p> <p>INNOVATION: We develop solutions that shape the world’s future.</p> <p>TENACITY: Nothing shakes our resolve.</p> <p>COLLABORATION: We work as one team.</p> <p>CUSTOMER FOCUS: We win by knowing our customers.</p>

Strategy & Governance

Stakeholder Engagement

Our core value of *People* influences not only how we treat our team members, but how we engage with the communities in which we operate. We take measures to understand our local impacts and the effects our products have on customers, consumers and the global economy. We recognize the importance of partnerships with a wide range of external actors to properly inform the decisions we make as a company.

Throughout our global operations we engage with both internal and external stakeholders, including: team members, customers, governmental organizations and representatives, shareholders, community and suppliers. We have identified each of these groups as key stakeholders based on their material relationship to our operational success, as well as our potential to impact these groups through our operations. This outreach occurs at the both the local, subsidiary and corporate levels through a number of organizations to understand and address the nexus between our impacts and contributions to our communities and our obligations under local laws.



Team Members We continuously engage with our team members. This is not limited to ongoing supervisor interactions, but is solicited through a host of team member-focused channels, such as team member meetings. Periodically, senior leaders host these meetings to inform and encourage team members to bring forward issues and questions. We also maintain a robust intranet rich with information concerning global and local Micron initiatives relevant to each team member and our operational success. This intranet serves as a social media platform where employees can post thoughts, opinions, questions and suggestions, as well as learn about the benefits and opportunities available to them as a Micron team member. In 2017, our new CEO solicited unprecedented team member feedback with a company-wide challenge. *Sanjay's Challenge* invited team members to provide ideas on how to improve Micron through a global platform. Every suggestion was reviewed by a senior leader with the ability to influence decisions concerning the suggestion. Many were adopted and recognized for their contribution to our continuous improvement efforts. Specific to sustainability suggestions, our team members are encouraged to provide feedback to us via sustainability@micron.com.

Customers We routinely meet with our customers to understand how we are performing from their perspective. Cross-functional teams review the outcomes of those conversations, as well as written customer requirement documents, and assess opportunities for improvement. A monthly meeting of executives and senior leaders drives accountability for the improvements we undertake in response to key customer expectations and requirements. Additionally, we engage in several industry organizations alongside our customers, building industry consensus across a range of social and environmental issues specific to our industry – such as conflict minerals, supply chain labor standards and climate-related matters.

Strategy & Governance



Governmental Organizations Our Government Affairs and site leadership teams maintain relationships with various governmental organizations in the regions and locations where we operate. These relationships help us understand and conform to the laws that inform our business conduct and touch the lives of our team members and communities.

Shareholders Our Investor Relations group facilitates engagement with our shareholders and the investor and analyst community through a number of mediums throughout the year, including our annual shareholder meeting and regular analyst meetings. We also respond to shareholder inquiries initiated through our publicly available investor relations email, investorrelations@micron.com.

Suppliers Our Procurement organization maintains an open dialogue with our suppliers concerning our expectations with respect to a number of social and environmental criteria and conducts certain reviews of supplier performance. Our suppliers are subject to Micron's Code of Business Conduct and Ethics as well as the **RBA's (Responsible Business Alliance) code** and have access to our Compliance Hotline to report concerns relating to our supply chain.

Communities Our senior leaders, site directors and Government Affairs team, along with the Micron Foundation, all engage in community outreach that build relationships between Micron and a broad range of educational institutions, governmental organizations, non-governmental organizations and charities located where we operate. This engagement includes supporting STEM education; engaging in local, regional and national public policy dialogues; financial donations, and volunteer opportunities.

Strategy & Governance

Risk & Resilience

Our enterprise risk management (ERM) program is one of the primary tools we use to create a unified approach to understanding risk and formulating strategies, processes, and decisions. Micron's Risk Committee is appointed by our CEO and reports major findings to the Board of Directors' Audit Committee.

When risks are identified, our risk management personnel conduct formal assessments and analysis based on business intelligence and trends. We then prioritize the issues based on the company's overall risk exposure. Our risk management team then recommends actions and Micron leaders are accountable for managing risks affecting their areas of responsibility.

Crisis and business continuity management supports our ERM program by preparing our critical operations to respond, recover and restore operations if a disruption occurs. Business continuity plans are in place for all critical operations and take an all-hazards approach, meaning we prepare for a disruption to all elements of our value chain, such as workforce, facilities, information technology or supply chain.

Looking Forward

In 2018 we will disclose the results of our most recent triennial materiality assessment to stakeholders and leverage its findings to further refine our sustainability strategy and programs. While most outcomes of this effort are consistent with the results of our prior assessment, some new matters will merit increased and ongoing attention. Additionally, the sustainability and risk and resilience teams are partnering to further integrate sustainability issues within the enterprise risk framework in 2018 and to consider all mitigating treatments and/or opportunities. We are also developing tools to dive deeper into our customer and investor expectations to improve stakeholder engagement.

ENGAGEMENT

Micron pays membership dues and/or serves in leadership positions in the following organizations:

ADVOCACY & PROFESSIONAL GROUPS

- RBA
- GRI Pioneers
- Silicon Valley Leadership Group
- Boise Chamber of Commerce
- Idaho Association of Commerce & Industry
- Associated Taxpayers of Idaho
- Folsom Chamber of Commerce
- Virginia Chamber of Commerce
- Northern Virginia Technology Council
- Prince William Chamber of Commerce
- Virginia Manufactures Association
- European Research Platform
- Italian Association of HR Directors
- Italian Association of Internal Audit
- Italian Association of Industrial Research
- Italy Association of Financial & Administration Directors
- Italy Industry Trade Association
- European Automotive Technology Council
- American Chamber of Commerce in Taipei
- The Allied Association for Science Parks Industries (ASIP)
- US-Taiwan Business Council

INDUSTRY GROUP

- Idaho Technology Council
- Information Technology Industry Council
- Semiconductor Industry Association
- Tech CEO Council
- Consumer Technology Association
- Information Technology & Innovation Foundation
- JEITA-Japan Electronics & Information Technology Industries Association
- European Semiconductor Industry Association
- SEMI Taiwan
- Taiwan Semiconductor Industry Association (TSIA)

Micron PAC disbursements (US only) in 2017: \$159,900

(These funds come from voluntary contributions by Micron's team members and directors. No corporate funds are contributed to the PAC other than administrative expenses).

Note: this is a non-exhaustive list of company memberships and contributions made by the company and/or its PAC.

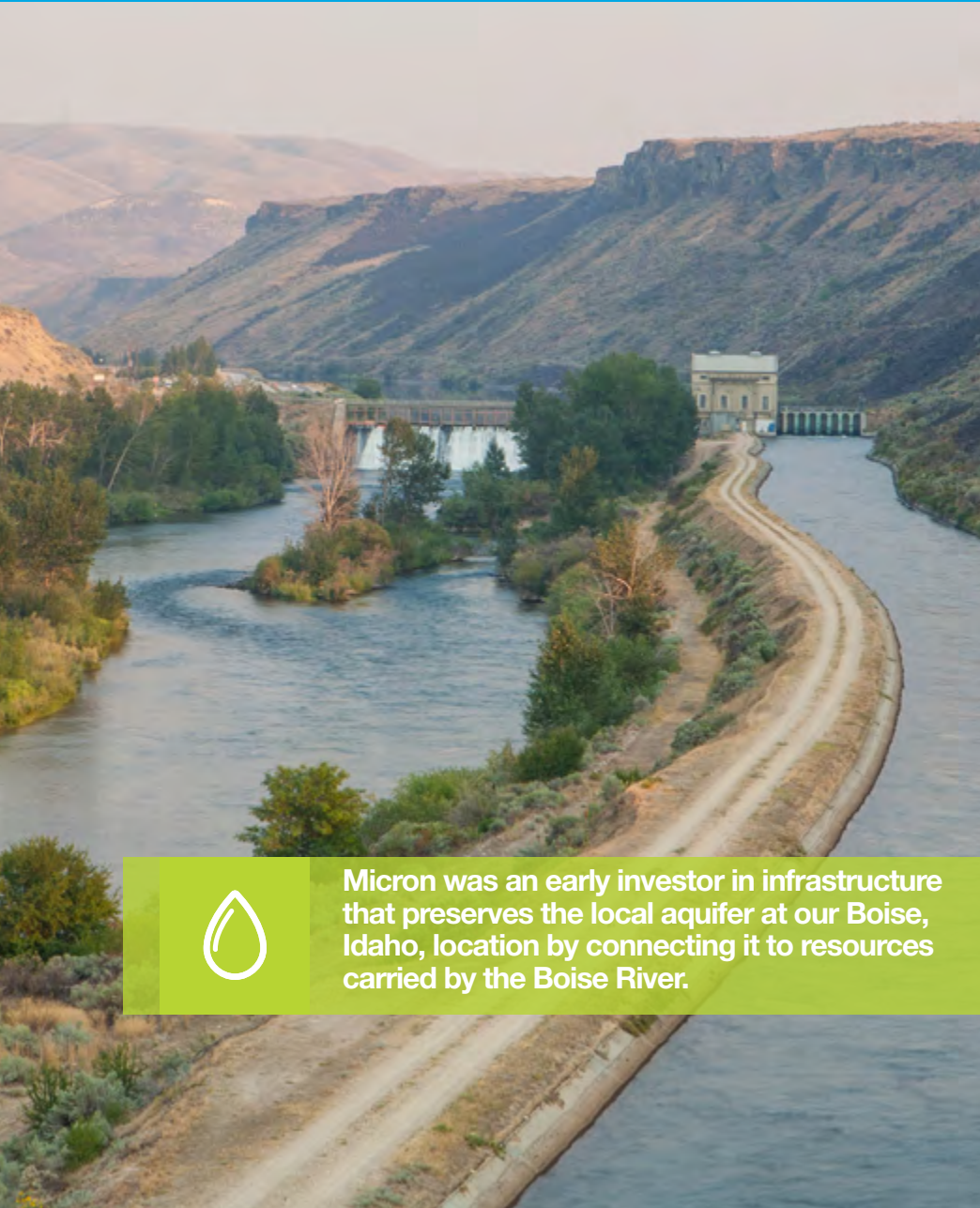
IN THIS SECTION:

[Hazardous substances in operations](#)

[Energy in operations](#)

[Water use & recycling in operations](#)

Environment



Micron was an early investor in infrastructure that preserves the local aquifer at our Boise, Idaho, location by connecting it to resources carried by the Boise River.

Our Approach

In the early stages of planning and production, we work to identify opportunities to reduce our operational impact to the environment and the communities where we operate. This requires a blend of corporate global strategy and local adaptation to the unique challenges and opportunities that each of our facilities and operating locations present. We do this in a number of ways, including:

- Engaging our robust network of site-based Environmental Health & Safety (EHS) professionals throughout our global operations
- Exploring and implementing opportunities to build manufacturing, infrastructure and office space designed to conserve environmental resources
- Executing and certifying 14001 and 18001 environmental and safety management systems at all manufacturing locations
- Aligning critical environmental practices in our manufacturing to corporate standards (often exceeding local legal requirements)
- Inviting scrutiny of our environmental performance through corporate and third-party audits
- Adopting strategic corporate environmental sustainability targets implemented throughout our global manufacturing network

Innovative Water Management

Access to clean water sources is a human right recognized by the United Nations. It's also one of the primary resources used in the manufacture of semiconductors. We look proactively for opportunities to manage our water consumption in our manufacturing operations on an ongoing basis.

Environment

Our intent is to minimize the impact to this precious resource and maximize our business resilience as global water supply becomes increasingly constrained.

Our total water consumption in CY2017 was 46,866,000 m³ for our front end and back end manufacturing sites. This figure is up from our CY2016 performance and reflects the incorporation of a new acquisition finalized in 2017, in addition to a production increase. While this water consumption figure is large, our global water recycling initiatives at our manufacturing sites achieved a ~53% recycling rate in that same time period.

Sustainable management of our water footprint begins by understanding our water sourcing. Globally, the primary source for water at our manufacturing locations is municipal supply — suggesting the importance of our partnerships with our local water authorities.

We consider these relationships within their local context, seeking to understand the implications of different geographies, climates, watersheds and infrastructure. We then apply these assessments to determine the best approach to water management at each site.

In Boise, Idaho, we are mindful of our potential impact to our local aquifer that supplies the majority of our water in that location. We were early investors in technology, starting in 1999, that allows us to replenish the aquifer and mitigate our withdrawal impacts. In Taichung, Taiwan, and Hiroshima, Japan, our manufacturing sites reclaim water at a rate above 70% of the total process water used in facility operations. In Singapore, we take a blended approach. In addition to water reclaim systems at our wafer fab facilities, we have installed rainwater capture infrastructure at our expanded North Coast fabrication site, also known as Fab 10X, and source 98% of our water from reclaim and/or desalination facilities.

CY2017 RAW WATER BY SOURCE



Ground Water



Surface Water



Municipal Water

Environment

While our approach to water supply and consumption mitigation reflects a local, adaptive approach, our commitment to assuring our industrial wastewater discharges meet all environmental legal requirements is universal. Each of our sites has invested in significant water treatment infrastructure to assure that the quality of any wastewater leaving our site meets or exceeds applicable water quality standards. Our sites also employ staff responsible for the ongoing operation and routine maintenance of our wastewater systems to assure performance over time. Wastewater treatment methods may vary by site, but includes membrane filtration, ion-resin absorption, precipitation, bio-oxidation, and neutralization. We routinely sample our wastewater discharges for conformance to environmental standards. In CY2017, we discharged 36,998,000 m3 of treated wastewater, with 84% of that discharge sent to publicly operated treatment works (POTWs).



CERTIFICATIONS

**ISO 14001:
2004**

**OHSAS 18001:
2007**

Micron has corporate-level certification for the International Organization for Standardization (ISO) 14001, the leading voluntary international environmental management standard that helps ensure organizations have effective environmental management systems. We also have corporate-level certification for OHSAS 18001, the Occupational Health and Safety Management system. [More information on our certifications can be found online here.](#)



FOCUS ON: FAB10 EXPANSION IN SINGAPORE

Respecting the Communities, Ecosystems Where We Do Business *The award-winning design of our Fab10 expansion in Singapore reflects our approach to sustainability, particularly energy efficiency. The facility was designed to address local constraints and resources such as sun, rain and a mixture of water sources — including reclamation — to maximize the efficiency and sustainability of our operations. [Learn more about how we designed this 255,000-square-foot facility in this video.](#)*

Environment (CY2017)

Micron is innovating in water resiliency by adapting its water strategy to site risks & opportunities.



TAICHUNG



TAIWAN




HIROSHIMA

1

We exceeded 70% reclamation rates of process water at several Asia manufacturing sites and continue to invest in reclaim infrastructure across the globe.

2

At our Boise site, we help maintain aquifer health via regular replenishment.



BOISE



98%

3

We rely on rain capture, on-site recycling technology and sourced 98% of raw water from local reclaims or desalination facilities in Singapore.



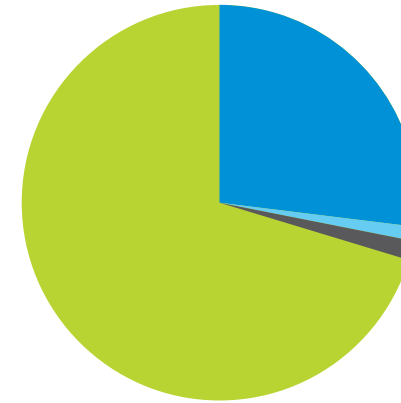
SINGAPORE

Environment

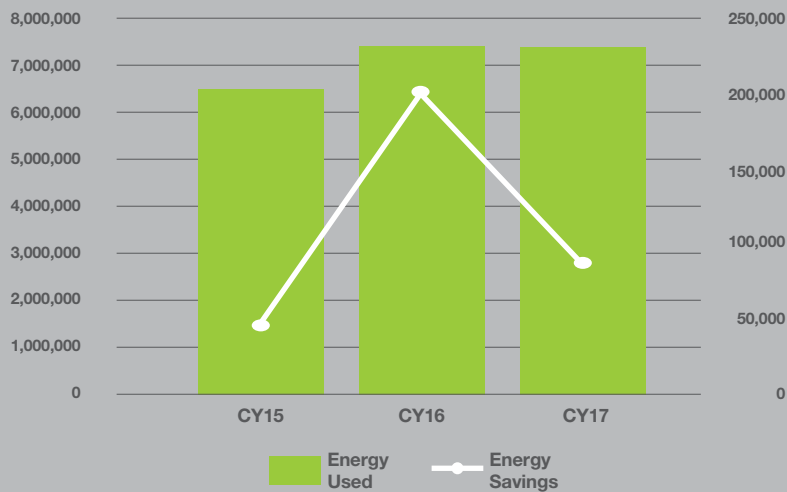
Energy Mitigation

The cleanest energy is the energy never used. At Micron, we embrace this maxim and keep energy management front of mind. We utilized a year-on-year energy reduction goal in 2016 and transitioned to a multi-year goal in 2017 to achieve at least 10% energy savings (measured in KWh saved compared to 2016 baseline year energy use) by 2022. Consolidated savings projects have achieved a 4% reduction compared to energy use in 2016. Overall, our 2017 energy consumption worldwide was 7,431,413 MWh including all manufacturing sites.

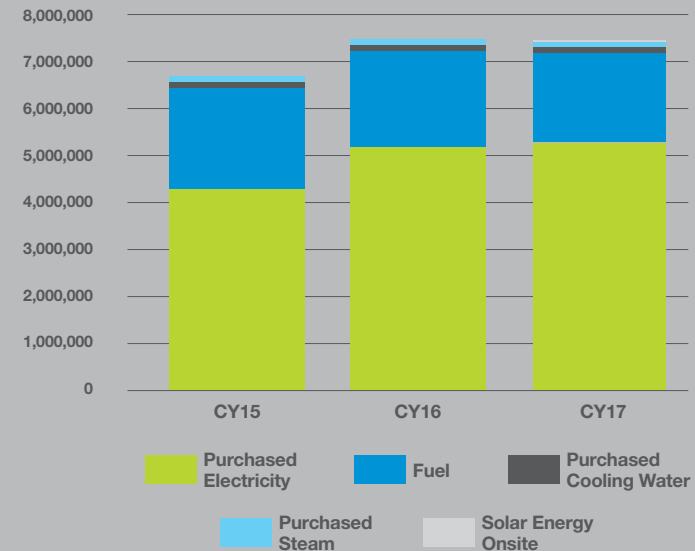
Energy by Source



ENERGY USE VS. ENERGY SAVINGS (MWH/YEAR)



ENERGY USE BY SOURCE, MULTI-YEAR (MWH/YEAR)



Environment

Greenhouse Gases

What gets measured gets managed. That is why our approach to greenhouse gas emissions (GHG) begins with collecting, analyzing and reporting data specific to these emissions. In fact, we have been reporting on our GHG emissions since 2009 through the [CDP, formerly Carbon Disclosure Project](#). CDP is the primary international organization enabling standardized environmental data reporting on greenhouse gases and other environmental criteria for companies, cities, states and regions.

In 2017, we focused our GHG data reporting on scope 1 and 2 emissions from our manufacturing locations, as that is where we believe our biggest opportunity rests. Scope 1 emissions include our direct emissions while scope 2 emissions represent the emissions affiliated with our purchased energy. We also report on select scope 3 criteria. For the most current information on our greenhouse gas performance, please see our annual disclosure to [CDP](#). We anticipate providing additional information on our 2017 performance in our 2018 CDP submittal.

Looking Forward

In 2018, we plan to take our energy management and greenhouse gas efforts to the next level by expanding our GHG reporting to include select Scope 3 emissions, exploring energy profile reporting of our main products and initiating development of a global energy strategy. Additionally, we look forward to driving increased water recycling rates across our manufacturing network.



IN THIS SECTION:

- Workforce attraction & retention
- Workforce diversity & non-discrimination
- Team member training & development
- Health & safety management systems

People

Our Approach

Micron depends on a talented, determined and highly educated workforce located in 17 different countries to design, develop and manufacture high-quality, cutting-edge memory solutions. We pursue the highest quality talent in our hiring and maintain a work environment that enables our team members to thrive throughout their Micron careers. Our commitment to team members is reflected in our core value *People*, and illustrated by our relentless drive to provide an engaging work environment that is ethical, diverse and inclusive.

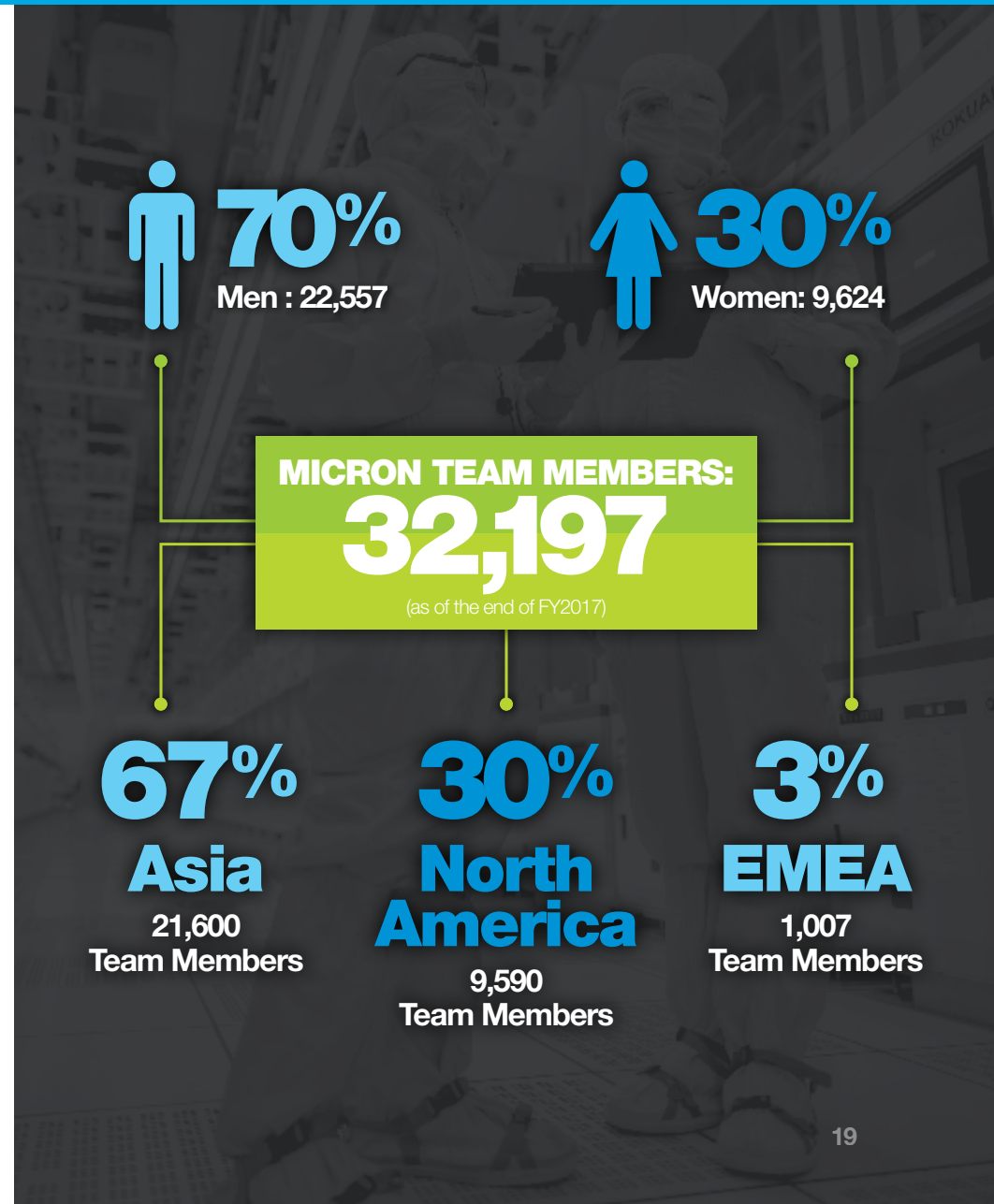
Diversity & Inclusion

As a multinational company, those at Micron know that real innovation comes from our team members' distinct experiences, perspectives and backgrounds. We work diligently to attract the broadest possible talent pool in the regions where we operate because we hire the people who are inventing tomorrow. These individuals come with an outsized ambition and unbridled curiosity that is rich, diverse and key to the organization's success.

We do more than simply recruit a wide array of diverse candidates across our global team. Micron cultivates a diverse and inclusive culture in which our team members feel valued for who they are, how they think, and how they solve problems. It's a reciprocal environment in which talent can continuously grow and thrive.

We strongly believe that the unique diversity of our worldwide team, and the inclusivity of our culture, is a strategic advantage. As a result, we support several inclusion related programs including:

CEO Commitment to D&I In June of 2017, our CEO, Sanjay Mehrotra, joined the [CEO Action for Diversity & Inclusion](#). He, along with 400+



People

other CEOs, pledged to actively cultivate a workplace in which: diverse perspectives, backgrounds and experiences are welcomed and respected; team members feel encouraged to keep exploring new ways of approaching Diversity & Inclusion; and where what works (and what doesn't) can be shared across organizations via a unified hub, [CEOAction.com](#), in an effort to advance diversity and inclusion in the workplace.

Micron Connection We provide a platform for team members to build both internal and external community connections.

Employee Resource Groups (ERG) These voluntary, employee-led groups foster a diverse, inclusive workplace aligned with our mission, values, business practices and objectives.

Diversity & Inclusion Council Our D&I Council comprises a diverse group of senior leaders who set strategy, drive tactics and act as company-wide D&I ambassadors.

Inclusion Learning and Development We provide self-paced learning opportunities for our team members on inclusion-related topics such as maintaining a respectful workplace and recognizing and overcoming unconscious bias.

Parental Leave Our North American parental leave program was enhanced in early 2017, and now includes paid childbirth and adoption leave for full-time and part-time team members.



People



FOCUS ON: PURSUIT OF PAY PARITY

Micron makes many significant investments in its business, but few are more substantial and important than those it makes in its team members. The company undertook a global pay analysis in 2017 to measure gender pay equity in all its worldwide locations. The analysis compared base salary between team members while taking various business factors into consideration, including but not limited to job duties, skills, responsibility levels, location, overall performance level, and time in role.

Safe, Healthy & Secure

Micron maintains a safe, healthy, and secure workplace through proactive efforts to prevent occupational illnesses and injuries. We hold managers and supervisors responsible for leading, implementing and maintaining safe, secure and compliant work areas. Management, team members, and contractors are expected to help identify, eliminate and control Environmental, Health and Safety (EHS)-identified hazards and risks. All team members and contractors follow relevant EHS procedures and applicable legal requirements, including those contained in our [Code of Business Conduct and Ethics](#).

Every Micron manufacturing site has health and safety committees comprised of both management and non-management team members. The committees are designed to cover and promote overall site operations and communications to ensure routine messaging reinforces Micron's safety programs, recognizes safe behaviors and highlights engagement activities. This aligns with our multi-site OHSAS 18001 certifications, the recognized standard for Occupational Health and Safety Management

systems. A culture of care and concern for our team members drives us to pursue excellence in safety. Our current recordable injury rate of .32 represents world class performance.

Professional Development

Talent development is a key focus area for Micron because our people are our most valuable resource. To attract and retain people with exceptional capabilities, we invest in the ongoing learning and development of our team members, fostering a work environment that inspires creativity, leadership and collaboration.

We provide Micron team members with direct access to technical and business skills training through our internal learning management system and through systems we access for cultural awareness, personal and professional skills building, and industry-relevant research. In 2017, the average number of training hours per full-time team member was 48 hours.

Micron resources are also available to help our team members prepare their educational plans and select programs that best support their industry interests and career development. All our sites offer a continuing education program, providing tuition for eligible team members pursuing higher education degrees, and an Education Assistance Program for those seeking additional industry related courses and certifications. By providing participating team members with ownership of the learning process, we foster a productive mindset that empowers them to choose their development priority, find resources to support their development and enables them to intentionally engage in new experiences in a meaningful way.

Our performance management process is designed to instill the commitment we need to fuel a high-performing culture. Through this process, we identify development opportunities for all team members.

People



Excellence in Technical & Professional Leadership

At Micron, high-potential team members are connected with opportunities to develop leadership and technical skills. Our leadership development programs are designed to go beyond the classroom to challenge our current and future leaders to solve critical business cases using newly developed skills and behaviors. These programs have been recognized with awards from Brandon Hall in 2016 and HR.com in 2017. For senior leaders, we provide a 12-week Micron Leadership in Action (MLA) program that includes classroom training labs where coaches and executive skill champions provide guidance to participants on solving real-world business problems.

We offer a similar, consolidated program to give mid-level leaders (mid-level MLA) access to the skills development necessary to become our future senior leaders. Through this experienced-based approach, our leaders not only contribute to projects that have a significant impact on Micron's bottom line, they also gain and refine the leadership and networking skills necessary to help drive the company's evolution.

Team members identified as promising leaders of tomorrow are invited to participate in the Future Leaders Program (FLP). This allows us to retain and engage future leaders while maintaining a pipeline of talent in a highly-competitive industry.

For our technologists, we have established a parallel career development path through the Technical Leadership Program (TLP). Fueling innovation and promoting collaboration across functions, the TLP offers a platform to engage Micron's brilliant technologist community through shared technical papers, seminars and forums. The TLP also offers recognition and rewards to team members that distinguish themselves within Micron's technical community and the global semiconductor industry at large.

People

Integrity in Action

At Micron all team members are to be treated fairly, equitably, ethically and safely. If a team member is subject to or witnesses discrimination, harassment or retaliation or any other behavior that violates Micron's EEO Policy, they are encouraged to report concerns to:



Looking Forward

Our new Human Resources mission; *to attract, develop, reward and inspire the world's best talent and be the trusted partner fueling our customer's success*, will drive our *People* efforts in 2018. Among others, this means acting on our pay parity initiative analysis to be at 100 percent gender pay equity at the end of 2018. In early 2018, our assessment indicates women are paid on average approximately 99 cents to the dollar compared to men at Micron.

Additional efforts for 2018 include enhancing our partnerships to attract future Micron team members, evolving our internal climate to inspire inclusion and innovation, and providing the most productive development environment for our incredible team. We are committed to continuous improvement for the benefit of our current and future team members all the while keeping in mind the mantra:



People (CY2017)



Micron establishes its first Diversity & Inclusion Council (global team of senior leaders)



Micron Young Professionals Employee Resource Group (ERG established)

Pay Parity Analysis Kick-Off

Micron is named as one of Mogul's Top 100 Innovators in Diversity & Inclusion

Micron launches unconscious bias training, open to team members companywide

Global Diversity & Inclusion Week

“Promoting diversity in leadership is absolutely essential to moving high tech forward, but unfortunately not something our industry has done as well as it could. It is only through **listening to all voices** that we can ensure the best ideas come forward.”

Sanjay Mehrotra,
President & CEO
of Micron Technology

APRIL 2017

JUNE 2017

JULY 2017

SEPT 2017

SEPT 2017

OCT 2017

DEC 2017

DEC 2017

2018

Micron Pres./CEO Sanjay Mehrotra's joins more than 150 CEOs of America's leading organizations as part of the CEO Action for Diversity & Inclusion™

Veterans Employee Resource Group established

Pride + Employee Resource Group established

Gender Pay Parity Program Implemented



IN THIS SECTION:

[Conflict minerals in products](#)

[Supply chain labor standards & supplier/contractor selection](#)

Responsible Sourcing

Our Approach

Micron manages a complex supply chain across the globe that includes a variety of materials, equipment and services relevant to our operations. While cost, quality and schedule are ongoing areas of focus, we've expanded our efforts in recent years to identify potential social and environmental risks for key suppliers. This includes dedicated resources for monitoring and addressing these risks for both new and existing suppliers. We believe this increased sourcing rigor improves the sustainability of our operations while improving social and environmental conditions throughout the industry's supply chain.

Supply Chain Risk Management

Our intent is to build a resilient and sustainable supply chain.

With suppliers in 52 countries, Micron must address a myriad of potential supply chain risks, from natural disasters to financial vulnerability to human rights issues. Managing our supply base is a critical and complex undertaking. This requires a team of dedicated professionals, who guide our supplier evaluation and approval process to assure new and existing suppliers meet our expectations, including those related to social and environmental criteria. Our [supplier risk assessments](#) align to our [Code of Business Conduct and Ethics](#), the [Responsible Business Alliance Code of Conduct](#) (RBA; *formerly referred to as the Electronics Industry Code of Conduct*), and additional requirements as referenced in our [Supplier Qualification Requirements Document \(SQRD\)](#) and other documents.

CALENDAR YEAR 2017 SUPPLIER DATA

Utilized Suppliers:

6144

Supplier Sites:

7274

**\$11.72
BILLION**

Total Addressable Spend
(Not including employee benefits, health insurance, etc.)

80%

Of Spend



101

Top Suppliers



Locations of TOP TEN Suppliers:

**US, JAPAN, TAIWAN,
SINGAPORE, CHINA,
SWITZERLAND, NETHERLANDS,
SOUTH KOREA, UK, FRANCE**

Responsible Sourcing

RBA CODE OF CONDUCT (FORMERLY EICC)

Responsible Business Alliance (RBA) plays a critical role in our approach to supplier management. We firmly believe that the best supply chain results are achieved when the industry comes together to uphold a single set of expectations regarding social and environmental responsibility and a single process for demonstrating conformance. Through RBA training materials, monitoring tools, and third-party audits, we are able to support the efforts of our key suppliers to maintain responsible operations. We can also hold them accountable when they veer off course. To comply with the RBA Code in our own operations, we have adopted a vigorous management approach that includes training team members on the code requirements and using third-party auditors to verify our actions. Our global RBA oversight team includes representatives from legal, human resources, EHS, and supplier management functions. They monitor key RBA metrics across all of our manufacturing locations and review quarterly reports on Micron's overall RBA performance.

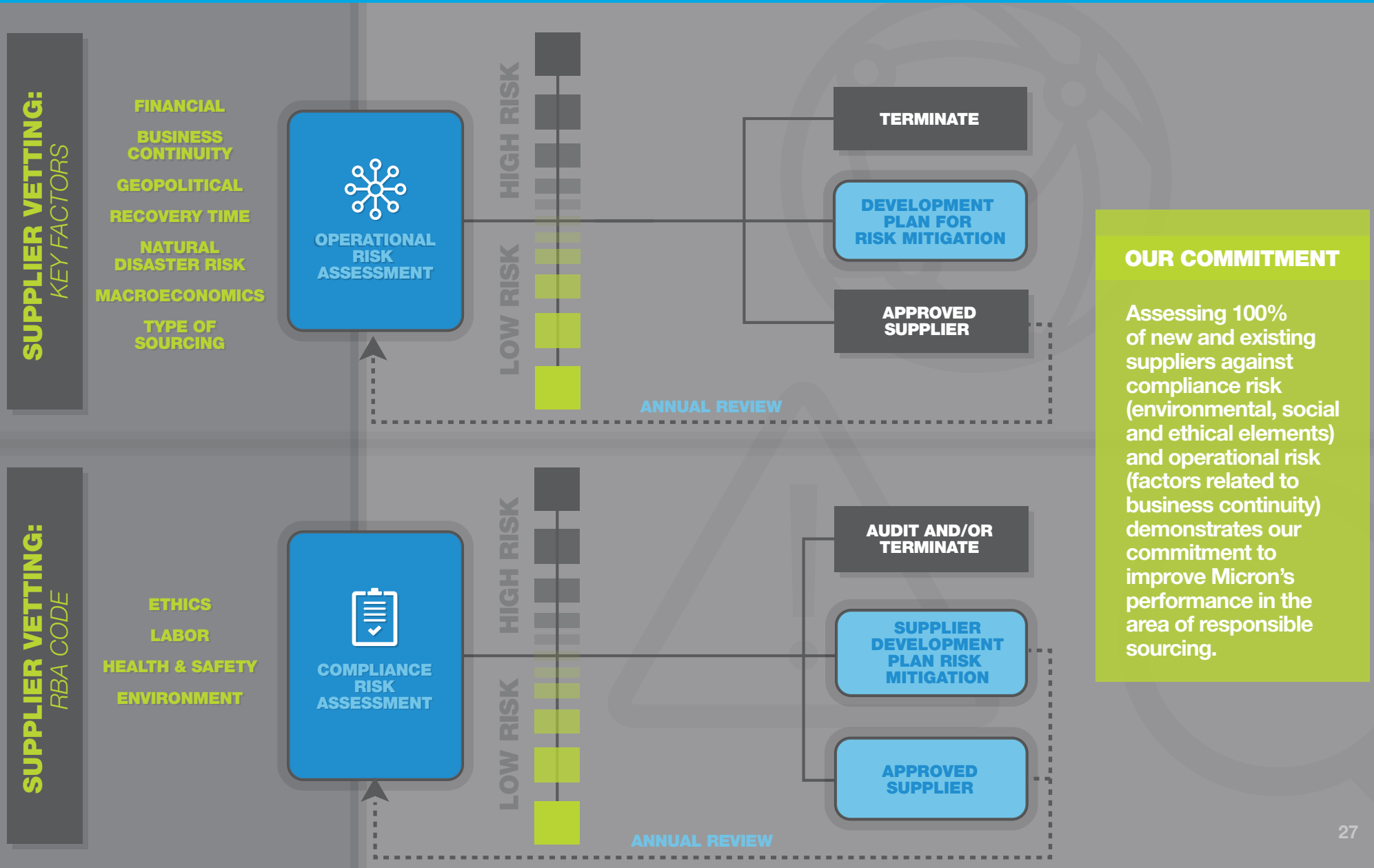
By communicating our expectations to our suppliers, we strive to have responsible supply chain practices replicated throughout our supply chain. By profiling and managing the relative risks of each of our strategic suppliers, we better ensure that our global operations are prepared for continuous production and product delivery to our customers – while upholding industry and Micron standards relating to sustainability. As a check on this process, we maintain our continuously monitored compliance hotline for the reporting of violations in our supply chain.

Forced Labor & Child Labor

As members of the supply chain ourselves, our Code aligns with the [RBA Code of Conduct](#), which explicitly states child labor or forced labor is not permitted in any stage of the business. Micron factories are regularly audited for conformance with these standards and our hiring policy requires team members to be 18 or older. Micron actively works to uphold the highest level of labor ethics in our own operations and we also expect our suppliers and partners to adhere to our Code and child labor and forced labor laws. Our commitment to these concerns is made public through our [Slavery and Human Trafficking Statement](#). Micron hired Thomson Reuters in 2017 to perform a screen of Micron's entire supplier base and did not find any evidence of forced labor incidents. As part of our ongoing due diligence in this area we regularly conduct supplier risk assessments to understand how well the supplier addresses the issues, with specific focus on operations in areas more at risk for human rights violations.



Responsible Sourcing (CY2017)




Responsible Sourcing

Conflict Minerals

Like many technology companies, Micron relies on the use of tin, tungsten, tantalum, and gold in the manufacture of our products. These materials, known as conflict minerals, are abundant in the Democratic Republic of the Congo (DRC) and surrounding countries.

We want to help end these human rights abuses by doing our part to enable a DRC conflict-free supply chain. Micron has adopted a goal of sourcing entirely from smelters validated as conflict-free by third-party audit. To this end, we seek to align to international due diligence best practices set forth in the [Organization for Economic Co-operation and Development's \(OECD\) Due Diligence Guidelines for Responsible Supply Chains of Minerals from Conflict-Affected and High Risk Areas](#) and comply with section 1502 of the [Dodd-Frank Wall Street Reform and Consumer Protection Act](#), which requires publicly traded U.S. companies to track, monitor, and report annually on conflict minerals in supply chains.

We believe collaboration among government, industry, and communities is key to achieving a conflict-free supply chain. Reflecting this philosophy,



Micron was a founding member of the [Responsible Minerals Initiative \(RMI\)](#), a respected consortium that works across the minerals industry to develop a common approach to address conflict mineral supply chains and develop future protocols that may expand to include other minerals. RMI includes a third-party auditing process, due diligence tools, and a public database documenting where each smelter stands in its conflict-free journey.

Our strategy to drive a conflict-free supply chain focuses on two clear, achievable goals:

- 1. Ensure our existing suppliers source exclusively from suppliers reliant on smelters and refiners that have been verified as compliant with appropriate due diligence protocols.**
- 2. Engage exclusively with new suppliers that can demonstrate the same capability.**

We are committed to transparency, and report publicly on our due diligence and progress toward a conflict-free supply chain. We also require similar reporting from suppliers. To learn more, read our annual [Conflict Minerals Report](#).

Looking Forward

As a key supplier to many of the world's most recognizable brands, we recognize our responsibility as a supply chain partner and our direct influence on suppliers to make meaningful changes that benefit the global community. To strengthen Micron's responsible sourcing performance efforts in 2018 and assure we are making a positive difference throughout our supply chain, we will continue to enhance how we evaluate and interact with high-risk suppliers. These efforts include increased due diligence and auditing for both existing and new suppliers, and closely monitoring risk levels across several factors.

IN THIS SECTION:

User privacy & data protection

Product energy efficiency

Hazardous substances in products

Products & Innovations



Our Approach

As a global leader in memory and storage technology, Micron's solutions are unleashing new possibilities. From emerging fields to world-changing projects, the need to analyze, access and act on data has never been greater.

With data considered the new currency of business, our company also influences the sustainability aspects of those who use our products. This means consistently improving our products to achieve higher performance, user privacy and data protection, faster data transfer rates, lower power consumption, improved reliability and reduced hazardous materials.

To ensure performance in these areas, we work with our customers to understand their needs related to user privacy and data protection. With that in mind, Micron also invests in research to develop new technologies and systems that deliver energy efficiency to further address customer requests. Through supplier engagement, technology development and legal compliance we evaluate new materials to ensure the safety of our team members and the reduction of hazardous materials in our products.

Product Efficiency

We recognize that the energy demand of our products contributes to the global environmental impact of technology. This is why we partner with our customers to deliver memory solutions that meet tightening requirements and expectations for energy efficiency. Our [System Power Calculator](#) is an online tool available to our customers to help them estimate memory power requirements when making important system and architecture and design decisions. This information helps our customers make choices that can influence the overall energy footprint of the end devices our products enable.

Products & Innovations

Data Protection & User Privacy

We work closely with our customers to understand their needs related to user privacy and data protection, while also looking at industry trends and potential vulnerabilities. A specific area of growth, and vulnerability, is the Internet of Things (IoT) and the Industrial Internet of Things (IIoT). By 2020, global research and advisory company Gartner estimates more than 25% of identified enterprise attacks will involve IoT. In 2017, malware threats bypassed traditional computing devices to focus specifically on IoT. The threat is far-reaching, given the susceptibility to cyber attacks of embedded systems, which are in everything from factory automation equipment to automobiles to smart home devices. Micron announced its Authentica NVM security solution in 2017 to directly address these system-level security concerns.

Authentica builds on Micron’s leadership in the market and its industry, where it remains active with the Trusted Computing Group (TCG) — an industry standards body that develops and maintains the open standards and specifications for self-encrypting drives (SEDs) and other secure, “trusted” devices. Micron became a contributing, voting member of the TCG in 2009. The company subsequently launched one of the industry’s first solid state SEDs intended for mobile computing and has developed drives that meet the rigorous Federal Information Processing Standards (FIPS), as detailed in our [2017 Sustainability Report](#). You can learn more about our SEDs and the United States FIPS standards in a [recent whitepaper detailing data security features for SSDs](#).

Hazardous Substances & Export Compliance

Another critical area of our sustainability focus, specific to products, is hazardous substances. Our goals are twofold. First, we aim to ensure product compliance with legal and customer requirements, such as the European Union Directive on the restriction of the use of certain hazardous substances (RoHS) and the Registration, Evaluation, Authorization, and Restriction of Chemicals (REACH). Second, we aim to deliver new products quickly by using a proactive product compliance validation and certification process.



FOCUS ON: Authentica NVM Security Solution

Micron’s Authentica™ technology provides unique, powerful measures that are added to the root level of a flash device to address a specific gap in IoT device security.

“Our technology can build upon existing levels of security as defense in depth layered security where previously it may have been too costly. The premise is simple: We’re leveraging existing standard non-volatile memory (NVM) sockets, or flash memory, to do some heavy-lifting that protects the integrity of the device itself as well as the software that runs on the device.”

Read more about Authentica, and how its capabilities enable device onboarding and management by the Microsoft® Azure® IoT cloud, in our [Authentica announcement on Micron.com](#).

Products & Innovations



FOCUS ON: CD1 TESTERS

Micron's C1D testers reflect the ingenuity, value and resilience of in-house customized solutions. The Systems Integration Group customized the testers to the specific burn-in and testing needs of Micron, which provided considerable time and cost savings compared to purchasing new machines at \$1 million new, which would need customization. The testers were designed to stack atop existing equipment to eliminate the need for additional cleanroom space and costs associated with expansion. The machines have lasted more than a decade and still test DRAM, NAND and 3D Xpoint products as of 2018.

Our EHS organization, product compliance group and procurement teams are responsible for ensuring that Micron products and processes meet customer and legal product compliance requirements. When new items are added to relevant regulatory lists, our procurement team queries all Micron suppliers and subcontractors and requires a response within 45 days informing us of use and/or providing a non-use certificate. We also expect our suppliers to monitor the development of the candidate list for potential inclusions in Annex XIV and/or XVII of the REACH regulation. We also seek to reduce the environmental impact of our products through regular review of content and packaging needs. All of these efforts provide our customers with the satisfaction we are striving to provide products that meet quality, technology, service, delivery and sustainability expectations.

Additionally, Micron and all its subsidiaries, are committed to compliance with all export and economic sanctions laws and regulations in all of the countries in which we operate. Compliance with export laws is vital to protecting the safety and security of the countries in which we operate and to ensure our products, software and technology do not fall into the hands of entities and persons that seek to do harm, such as terrorists and weapons proliferators.

Looking Forward

We will continue to explore possibilities to address critical sustainability opportunities in future generations of Micron memory solutions. We will be the first company to launch an enterprise SATA SSD built on industry-leading 64-layer 3D NAND, which offers several market-leading advantages in performance, capacity, value and reliability. As Micron improves performance levels of its technology to increase energy efficiency while protecting human health and the environment, it will continue to identify opportunities to advance data security and protection efforts in the marketplace and through industry alliances.

Communities

From our earliest days, Micron established a tradition of giving back and enriching the communities where our team members live and work. Just as our company has evolved over the years and expanded globally, so have our efforts to align more closely with the needs of our communities and industry.

This enhanced focus was formalized in 1999, when the Micron Foundation was established. Today it continues to serve as the heart of our giving efforts. Through our Foundation, we support and help develop programs to promote science, technology, engineering, and math (STEM) education; and to align our giving practices more closely with the priorities and values of our team members and the communities where they live and work.

Today Micron operates in 17 countries worldwide and employs roughly 32,197 team members from a multitude of cultures. Because our charitable impact is greatest in the locations where we operate, and because our innovation depends on a pipeline of talented team members, our Foundation initiatives prioritize the communities surrounding our locations and the educational institutions that educate and prepare for the future semiconductor workforce. We routinely engage with local community, government and university representatives in all of the communities where we manufacture our products to understand how we can better engage to mitigate any social or environmental impacts we may have, and to foster stronger STEM education programs that contribute to the development of the future high tech workforce.



In 2017, the Micron Foundation awarded more than 550 grants worldwide and donated more than \$10,000,000 to education- and community-related causes.

Communities



FOCUS ON: HIROSHIMA UNIVERSITY, JAPAN

Hiroshima University is using its Foundation grant to support its Global Science Campus, a project focused on developing high school science, technology, engineering and math (STEM) talent. Initiated in 2015, the program began with 250 Japanese high school students. After screenings and essays, 60 students continued on to the second stage, with only two moving on to the final phase. The two finalists participated in a NASA academic society conference held in the United States in 2016. In addition to the grant, the Foundation donated a microgravity tool to the program, helping support the two finalists' research efforts. The finalists will present at the upcoming IEEE Asia Test Symposium in Taipei, Taiwan, in November.

Inspiring the Innovators of Tomorrow

Micron relies on talented scientists and engineers to be a global leader in memory and storage solutions, so cultivating those who teach the future innovators and the innovators themselves aligns naturally with how and why we give back. The Foundation's STEM giving engages a twofold approach: give educators the resources, training, and tools they need to spark a passion for STEM among students and create engaging, hands-on experiences for students themselves. Additionally, the Foundation explored ways to develop an increased pipeline of women in the engineering workforce through programs like Girls Going Tech.

Team Members Know Best: Charity of Choice

The Foundation also directs resources to community priorities — not just perceived priorities — but the priorities identified by passionate community members themselves, our team members. This is illustrated by the Foundation's Charity of Choice program launched in 2014. The program allows team members to vote for the charities that matter most to them and their communities based on their manufacturing site's location. The site then focuses both its volunteer efforts for the year and a monetary donation to the winning cause. Charities apply these funds to programming supporting vulnerable populations around the globe.

2017 CHARITY OF CHOICE SELECTIONS			
Alzheimer's Association (Virginia)	Boise Rescue Mission (Idaho)	Plan International (Xian)	Tian Ze Gee (Shanghai)
Wind Youth Services (Folsom)	I briganti di Librino (Catania)	Fondazione Magica Cleme Onlus (Vimercate)	BISS Foundation (Munich)
Children First of the Rockies (Longmont)	Alzheimer Scotland (East Kilbride)	Boys & Girls Club of Silicon Valley (Milpitas)	Pusat Jagaan Pertubuhan Anak-Anak Yatim Islam Daerah Muar (Puteri/Putera)/ Association of Orphans, District of Muar (Female/Male)
Network for Children with Rare Intractable Disease (Japan)	Taiwan Fund for Children & Families (Taichung)	Reindeer Children's Home (Taoyuan)	The Organization of Senior Volunteers (Singapore)

Communities

MICRON FOUNDATION

VISION:

We transform the communities where our team members live and work through our philanthropy and people.

MISSION:

Our grants, programs, and volunteers focus on promoting science and engineering education and addressing basic human needs.

VALUES:

- Empathy
- Opportunity
- Discovery
- Impact
- Relevance

ELIGIBILITY:

The Foundation supports Micron sites and communities worldwide, with site-specific budgets available for all manufacturing sites & locations with a set number of team members.

CHECKS & BALANCES:

The Foundation annually evaluates its grants to ensure its partner organizations meet the intent of any grant agreements made to support education initiatives and community needs.




FOCUS ON: SINGAPORE STUDENT EXCHANGE PROGRAM

The Micron Foundation partners with other U.S. businesses to support a scholarship program to promote greater mutual understanding and collaboration between the next generation of Singaporeans and Americans through student scholarships for study abroad. The scholarship program also aims to enhance existing relationships and forge new ones between universities in Singapore and the United States.



As a private foundation, the Micron Foundation files an annual (990) public record document to report its giving. [Click here to view](#)

About This Report



Published in June 2018, this report covers Micron's sustainability performance in fiscal year 2017, unless otherwise stated and includes all of Micron's controlled entities.

Our 2018 Sustainability Report has been prepared in accordance with the GRI Standards: Core option. The GRI is the most widely accepted global standard for sustainability reporting and allows companies to measure, evaluate and communicate corporate sustainability information in a consistent and comparable manner. Additional information about Micron can be found on our [About Micron](#) page and in our [2017 Annual Report](#).

CONTACT US:

Please send comments or questions about this report to sustainability@micron.com

Or in writing to:

Micron Technology, Inc.
Attention:
Director of Sustainability
8000 South Federal Way
Post Office Box 6
Boise, Idaho 83707-0006
USA

GRI Content Index

GRI Standard	Indicators & General Standard Disclosures	Page of Sustainability Report	Explanatory Notes 2018
GRI 102: General Disclosures 2016			
102-1	Company Name	4	See 2018 Sustainability Report - About Micron
102-2	Activities, brands, products, and services	4-5	See 2018 Sustainability Report - About Micron
102-3	Location of headquarters	6	See 2018 Sustainability Report - About Micron
102-4	Location of operations	6	See 2018 Sustainability Report - About Micron
102-5	Ownership and legal form		Please see our 10k for more information
102-6	Markets served	4	See 2018 Sustainability Report - About Micron
102-7	Scale of the organization	4	See 2018 Sustainability Report - About Micron
102-8	Information on employees and other workers	19	See 2018 Sustainability Report - People . FY2017 includes 16 team members with undisclosed gender.
102-9	Supply Chain	25	See 2018 Sustainability Report - Responsible Sourcing
102-10	Significant changes to the organization and its supply chain		Please see our 10k for more information
102-11	Precautionary Principle or approach		The Risk & Resilience program does not currently use the term precautionary principle, but Micron does recognize it is our responsibility to endeavor to prevent any harm from our actions. Micron's Enterprise Risk Management system puts controls in place when we know our actions have the potential to harm. As Micron reviews and creates new corporate policies in the future the precautionary principle term could be included.
102-12	External initiatives	26, 28	See 2018 Sustainability Report - Responsible Sourcing (RBA, OECD, CFSI, RMI)
102-13	Membership of associations	12	See 2018 Sustainability Report - Strategy and Governance
102-14	Statement from senior decision-maker	3	See 2018 Sustainability Report - Letter from CEO
102-16	Values, principles, standards, and norms of behavior	8-9	See 2018 Sustainability Report - Strategy & Governance and Code of Business Conduct and Ethics
102-18	Governance	7	See 2018 Sustainability Report - Strategy & Governance
102-40	List of stakeholder groups	10-11	See 2018 Sustainability Report - Strategy & Governance
102-41	Collective bargaining agreements		12% of Micron's work force (3,944 team members in Italy and Japan) is covered by collective bargaining agreements.
102-42	Identifying and selecting stakeholders	8, 10-11	See 2018 Sustainability Report - Strategy & Governance
102-43	Approach to stakeholder engagement	10	See 2018 Sustainability Report - Strategy & Governance
102-44	Key topics and concerns raised	8	See 2018 Sustainability Report - Strategy & Governance
102-45	Entities included in the consolidated financial statements		Please see our 10k for more information
102-46	Defining report content and topic Boundaries		Our report content is informed by our materiality assessment and the GRI Standards Reporting Guidelines. For more information, please see our 2018 Sustainability Report . In the reporting period Micron was a member of GRI Pioneers, a group of organizations working with GRI to adopt the GRI Standards for annual sustainability reporting.
102-47	List of material topics	8	See 2018 Sustainability Report - Strategy & Governance

GRI Index

GRI Standard	Indicators & General Standard Disclosures	Page of Sustainability Report	Explanatory Notes 2018
102-48	Restatements of information		In August 2017 we released our 2017 Sustainability Report in conjunction with our first GRI G4 Index. No re-statements need to be made from that report.
102-49	Changes in reporting		There are no significant changes to material topics and topic boundaries in FY17.
102-50	Reporting period	35	This annual report covers Micron's sustainability performance in fiscal year 2017 unless otherwise stated.
102-51	Date of most recent report		In August 2017 we released our 2017 Sustainability Report in conjunction with our first GRI G4 Index.
102-52	Reporting cycle	35	See 2018 Sustainability Report: About this Report
102-53	Contact point for questions regarding the report		Sustainability@micron.com / Director of Sustainability
102-54	Claims of reporting in accordance with the GRI Standards	35	See 2018 Sustainability Report: About this Report
102-55	GRI content index	36-40	See 2018 Sustainability Report: GRI Index
102-56	External assurance		The 2018 Sustainability Report and GRI disclosures were not subject to external assurance.

GRI 103: Management Approach 2016

103-1	Explanation of material topic and its Boundary		See 2018 Sustainability Report Ethical business practices & compliance – Strategy & Governance Transparency, accountability & reporting – Strategy & Governance Communications & Stakeholder engagement – Strategy & Governance Hazardous substances in operations - Environment Energy in operations - Environment Water use & recycling in operations - Environment Workforce attraction & retention - People Workforce diversity & non-discrimination - People Team member training & development - People Health & Safety management Systems - People Conflict minerals in products – Responsible Sourcing Supply chain labor standards & supplier/contractor selection – Responsible Sourcing User privacy & data protection – Products & Innovations Product energy efficiency – Products & Innovations Hazardous substances in products – Products & Innovations
103-2	The management approach and its components		
103-3	Evaluation of the management approach		

GRI 201: Economic Performance 2016

201-1	Direct economic value generated and distributed	32–34	Please see our 10k. For Micron Foundation annual contribution. See our 2018 Sustainability Report - Communities.
-------	---	-------	--

GRI 205: Anti-Corruption 2016

205-2	Communication and training about anti-corruption policies and procedures	8-9	See 2018 Sustainability Report - Strategy & Governance
205-3	Confirmed incidents of corruption and actions taken		Micron considers this information to be confidential and therefore does not publicly disclose it. However, all reports made in good faith are investigated thoroughly. Appropriate action is taken in cases that are substantiated.

ECONOMIC

GRI Content Index

	GRI Standard	Indicators & General Standard Disclosures	Page of Sustainability Report	Explanatory Notes 2018																																																								
	GRI 302: Energy 2016																																																											
	302-1	Energy consumption within the organization	17	See 2018 Sustainability Report - Environment . Information is presently collected and reported to CDP annually. Data assumptions and calculations are consistent with the Greenhouse Gas Protocol and IPCC Guidelines for National Greenhouse Gas Inventories, 2006																																																								
	302-4	Reduction of energy consumption	17	See 2018 Sustainability Report - Environment																																																								
	302-5	Reductions in energy requirements of products and services	29	See 2018 Sustainability Report - Products and Innovation																																																								
	GRI 303: Water 2016																																																											
	303-1	Water withdrawal by source	14	See 2018 Sustainability Report - Environment																																																								
	GRI 305: Emissions 2016																																																											
	305-1	Direct (Scope 1) GHG emissions	18	See 2018 Sustainability Report - Environment . Micron has disclosed its greenhouse gas emissions, scope 1 and 2 to CDP since 2009.																																																								
	305-2	Energy indirect (Scope 2) GHG emissions	18	See 2018 Sustainability Report - Environment . Micron has disclosed its greenhouse gas emissions, scope 1 and 2 to CDP since 2009. In July 2017, Micron additionally submitted its scope 3 data along with scope 1 & 2.																																																								
	305-5	Reduction of GHG emissions	18	See 2018 Sustainability Report - Environment . Micron has disclosed its greenhouse gas emissions, scope 1 and 2 to CDP since 2009.																																																								
	GRI 306: Effluents and Waste 2016																																																											
	306-1	Water discharge by quality and destination	13-15	See 2018 Sustainability Report - Environment																																																								
ENVIRONMENTAL	306-2	Waste by type and disposal method		<table border="0"> <tr> <td>Hazardous Waste</td> <td>Non-Hazardous Waste</td> </tr> <tr> <td colspan="2"><i>Total weight (kg) by disposal methods:</i></td> </tr> <tr> <td>Recycle</td> <td>67,133,748</td> <td>Recycle</td> <td>36,289,655</td> </tr> <tr> <td>Reuse</td> <td>12,705,814</td> <td>Incineration</td> <td>3,417,784</td> </tr> <tr> <td>Incineration</td> <td>10,159,114</td> <td>Landfill</td> <td>7,298,497</td> </tr> <tr> <td>Landfill</td> <td>7,011,153</td> <td>Recovery</td> <td>2,317,287</td> </tr> <tr> <td>Recovery</td> <td>5,593,815</td> <td>Others</td> <td>360,593</td> </tr> <tr> <td>Chemical Treatment</td> <td>1,687,740</td> <td></td> <td></td> </tr> <tr> <td colspan="2"><i>Disposal methods by percentage:</i></td> <td colspan="2"><i>Disposal methods by percentage:</i></td> </tr> <tr> <td>Recycle</td> <td>64%</td> <td>Recycle</td> <td>73%</td> </tr> <tr> <td>Reuse</td> <td>12%</td> <td>Incineration</td> <td>15%</td> </tr> <tr> <td>Incineration</td> <td>10%</td> <td>Landfill</td> <td>7%</td> </tr> <tr> <td>Landfill</td> <td>7%</td> <td>Recovery</td> <td>4%</td> </tr> <tr> <td>Recovery</td> <td>5%</td> <td>Others</td> <td>1%</td> </tr> <tr> <td>Chemical Treatment</td> <td>2%</td> <td></td> <td></td> </tr> </table> <p>Disposal method determined by waste disposal contractor data</p>	Hazardous Waste	Non-Hazardous Waste	<i>Total weight (kg) by disposal methods:</i>		Recycle	67,133,748	Recycle	36,289,655	Reuse	12,705,814	Incineration	3,417,784	Incineration	10,159,114	Landfill	7,298,497	Landfill	7,011,153	Recovery	2,317,287	Recovery	5,593,815	Others	360,593	Chemical Treatment	1,687,740			<i>Disposal methods by percentage:</i>		<i>Disposal methods by percentage:</i>		Recycle	64%	Recycle	73%	Reuse	12%	Incineration	15%	Incineration	10%	Landfill	7%	Landfill	7%	Recovery	4%	Recovery	5%	Others	1%	Chemical Treatment	2%		
	Hazardous Waste	Non-Hazardous Waste																																																										
<i>Total weight (kg) by disposal methods:</i>																																																												
Recycle	67,133,748	Recycle	36,289,655																																																									
Reuse	12,705,814	Incineration	3,417,784																																																									
Incineration	10,159,114	Landfill	7,298,497																																																									
Landfill	7,011,153	Recovery	2,317,287																																																									
Recovery	5,593,815	Others	360,593																																																									
Chemical Treatment	1,687,740																																																											
<i>Disposal methods by percentage:</i>		<i>Disposal methods by percentage:</i>																																																										
Recycle	64%	Recycle	73%																																																									
Reuse	12%	Incineration	15%																																																									
Incineration	10%	Landfill	7%																																																									
Landfill	7%	Recovery	4%																																																									
Recovery	5%	Others	1%																																																									
Chemical Treatment	2%																																																											

GRI Index

	GRI Standard	Indicators & General Standard Disclosures	Page of Sustainability Report	Explanatory Notes 2018
ENVIRONMENTAL	306-4	Transport of hazardous waste		Total hazardous waste transported is equal to total of hazardous waste disposed: 104,291,384 kg. Data provided by the waste disposal contractors.
	GRI 308: Supplier Environmental Assessment 2016			
SOCIAL	308-1	New suppliers that were screened using environmental criteria	25, 27	See 2018 Sustainability Report - Responsible Sourcing
	GRI 401: Employment 2016			
	401-1	New employee hires and employee turnover		Micron considers this information to be confidential and therefore does not publicly disclose it.
	GRI 403: Occupational Health and Safety 2016			
	403-1	Workers representation in formal joint management-worker health and safety committees	21	See 2018 Sustainability Report - People
	403-2	Types of injury and rates of injury, occupational diseases, lost days, and absenteeism, and number of work-related fatalities	21	See 2018 Sustainability Report - People
	GRI 404: Training and Education 2016			
	404-1	Average hours of training per year per employee	21	See 2018 Sustainability Report - People
	404-2	Programs for upgrading employee skills and transition programs	21-22	See 2018 Sustainability Report - People
	GRI 405: Diversity and Equal Opportunity 2016			
405-1	Diversity of governance bodies and employees		Micron's Board of Directors consists of six males and one female, all of whom are over 50 years of age. Micron's Executive leadership includes nine males and two females, eight of whom are over 50 years of age and three of whom is between 30-50 years. Micron has ethnic minority diversity representation on both our Board of Directors and our Executive team.	
405-2	Ration of basic salary and remuneration of women to men	21, 24	See 2018 Sustainability Report - People	
GRI 406: Non-Discrimination 2016				
406-1	Incidents of discrimination and corrective actions taken		Please see our Code of Business Conduct and Ethics. Micron considers this information to be confidential and therefore does not publicly disclose it.	
GRI 408: Child Labor 2016				
408-1	Operations and suppliers at significant risk for incidents of child labor	26	See 2018 Sustainability Report - Responsible Sourcing	
GRI 409: Forced or Compulsory Labor 2016				
409-1	Operations and suppliers at significant risk for incidents of force or compulsory labor	26	See 2018 Sustainability Report - Responsible Sourcing	

GRI Content Index

	GRI Standard	Indicators & General Standard Disclosures	Page of Sustainability Report	Explanatory Notes 2018
	GRI 412: Human Rights Assessment 2016			
	412-2	Employee training on human rights policies or procedures		We are strongly committed to respecting and protecting human rights wherever we operate (see Fair Labor Standard in our Code of Conduct . 100% of Micron's workforce at manufacturing sites are educated on eliminating forced labor, slavery, and human trafficking from the Global Supply Chain and our Slavery and Human Trafficking Statement . Team Members spent 3,179 hours in FY17 training on issues related to human rights.
	GRI 413: Local Communities			
	413-1	Operations with local community engagement, impact assessments, and development programs	32-34	See 2018 Sustainability Report - Communities
	GRI 414: Supplier Social Assessment 2016			
	414-1	New suppliers that were screened using social criteria	25, 27	See 2018 Sustainability Report - Responsible Sourcing
SOCIAL	GRI 416: Customer Health and Safety 2016			
	416-1	Assessment of the health and safety impacts of product and service categories	30, 31	See 2018 Sustainability Report - Products and Innovation
	GRI 417: Marketing and Labeling 2016			
	417-1	Requirements for product and service information and labeling		Suppliers are required to comply with Micron's Environmental Product Compliance spec. The spec contains a list of banned and restricted substances. Solid State Drive product labels bear multiple safety/emissions/substance marks: CE-EU EMI/RoHS, FCC- US EMI, VCCI - Japan, BSMI - EMI/RoHS, ICES - Canada EMI, RCM - AUS/NZ EMI, KC - Korea EMI, Morocco - Morocco EMI, UL - US/Canada safety, TUV - Germany safety, or China RoHS. Halogen free text is included where applicable. WEEE symbol is also included per customer request, however Micron's current obligation is just to notify the customer request, however Micron's current obligation is just to notify the customer of material content. Module product labels bear the CE mark, indicating EMI/RoHS compliance. RoHS and low halogen compliance is built into the part number.
	GRI 418: Customer Privacy 2016			
	418-1	Customer Privacy Substantiated complaints concerning breaches of customer privacy and losses of customer data.		Primarily operating in the business-to-business market, Micron collects limited personal data from customers. Micron considers the total number of breaches confidential and therefore does not publicly disclose it.

