

ECO Series HMI Enclosures

TEKNOKOL®
Support Arm and Control Panel Systems



[ECO1500.0008](#)

Applications

Designed for maximum versatility, ECO series HMI enclosures can be configured to suit many applications. ECO series HMI enclosures are compatible with both TK060 and TK120 suspension arm systems.

Construction

- Sides are made from extruded anodized aluminum with cast aluminum and plastic corners
- Front panel (sold separately) is removable for easy machining
- Handles can be added and replace existing corner caps
- Handles can be placed on sides or bottom of the enclosure
- ECO1290 and ECO1590 enclosures open clamshell style via two double bit ¼-turns for easy access to equipment without removing an exterior panel
- ECO1500 enclosures open from the rear with two double bit ¼-turn latches
- Grounding cables and front panel mounts included

Finish

- Natural Aluminum rear panel
- RAL 7016 plastic corner covers
- RAL7035 cast aluminum corner couplings

Listings

- IEC 60529
- IP55



| ECO Series HMI Enclosures | | | | | | | |
|-------------------------------------|----------|-------------|-------------------------------------|-------------------------------------|-------------------------------------|---------------|----------------------------|
| Part | Price | Size HxWxD | Fits Bottom Handle | Fits Side Handle | Fits Front Panel | Weight | Drawing Link |
| <u>ECO1500.0008</u> | \$349.00 | 16 x 16 x 6 | | | | 17.10 [7.76] | <u>PDF</u> |
| <u>ECO1290.0009</u> | \$473.00 | 16 x 16 x 8 | <u>ECO.HAND.401</u> | <u>ECO.HAND.401</u> | <u>LVH3.00.4040</u> | 21.10 [9.57] | <u>PDF</u> |
| <u>ECO1590.0009</u> | \$492.00 | 16 x 16 x 9 | | | | 22.80 [10.34] | <u>PDF</u> |
| <u>ECO1500.0014</u> | \$457.00 | 20 x 24 x 6 | | | | 24.50 [11.11] | <u>PDF</u> |
| <u>ECO1290.0015</u> | \$615.00 | 20 x 24 x 8 | <u>ECO.HAND.501</u> | <u>ECO.HAND.602</u> | <u>LVH3.00.5060</u> | 30.20 [13.70] | <u>PDF</u> |
| <u>ECO1590.0015</u> | \$640.00 | 20 x 24 x 9 | | | | 32.25 [14.63] | <u>PDF</u> |

Note: Dimensions in inches.
Weight in pounds [kilograms].

| ECO Series Handles | | | | |
|-------------------------------------|---------|--------|---------|----------------------------|
| Part | Price | Length | Picture | Drawing Link |
| <u>ECO.HAND.401</u> | \$26.00 | 16in | | <u>PDF</u> |
| <u>ECO.HAND.501</u> | \$26.50 | 20in | | <u>PDF</u> |
| <u>ECO.HAND.602</u> | \$50.00 | 24in | | <u>PDF</u> |

Note: Dimensions in inches.

| ECO Series Front Panels | | | | |
|-------------------------------------|----------|---------|---------|----------------------------|
| Part | Price | HxW | Picture | Drawing Link |
| <u>LVH3.00.4040</u> | \$83.00 | 16 x 16 | | <u>PDF</u> |
| <u>LVH3.00.5060</u> | \$151.00 | 24 x 24 | | <u>PDF</u> |

Note: Dimensions in inches.

Teknokol Suspension System Overview

TEKNOKOL[®]
Support Arm and Control Panel Systems

Applications

Enables operators to adjust and position Teknokol ECO series HMI enclosures into a more ergonomic or safe position. Suspension arm systems can be configured into a vast array of assemblies to meet the operator's needs. All configurations require a base mount, suspension arm profile, and a coupling for the HMI enclosure. Intermediate joints and additional arm profiles can be added up to 3 meters with reduced load capacity.

Construction

- Extruded aluminum profile arms (6063-T6)
- Cast Aluminum joints, mounts, and couplings
- Cut to length suspension arm profiles can be ordered in custom centimeter lengths (up to 200cm) to fit your specific application
- Bearings used in all swiveling joints
- Gaskets and mounting hardware included with joints, mounts, and couplings
- Wires are fed through profile tubes and are accessible via removable covers on all 90 degree joints

Finish

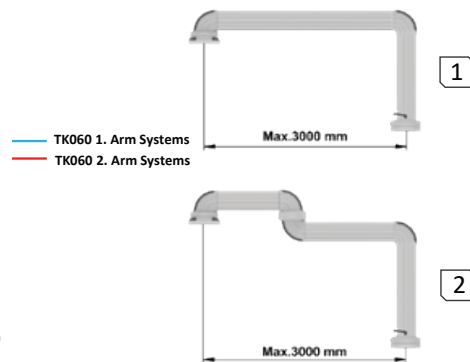
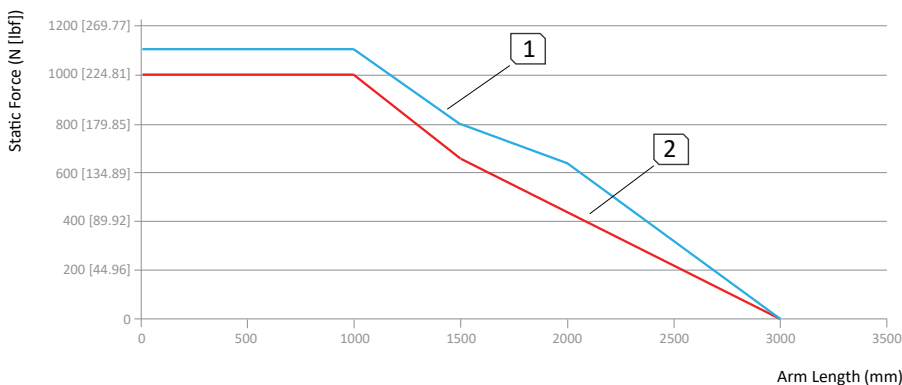
- RAL7035 light gray powder coat

Listings

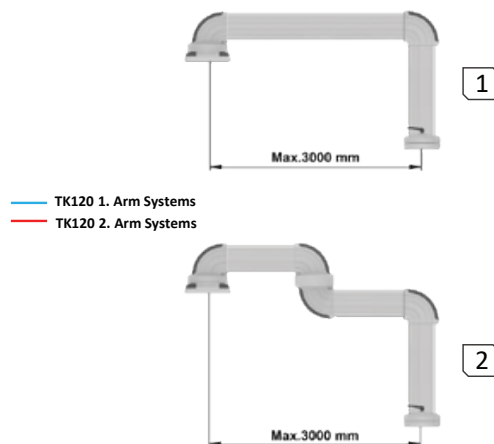
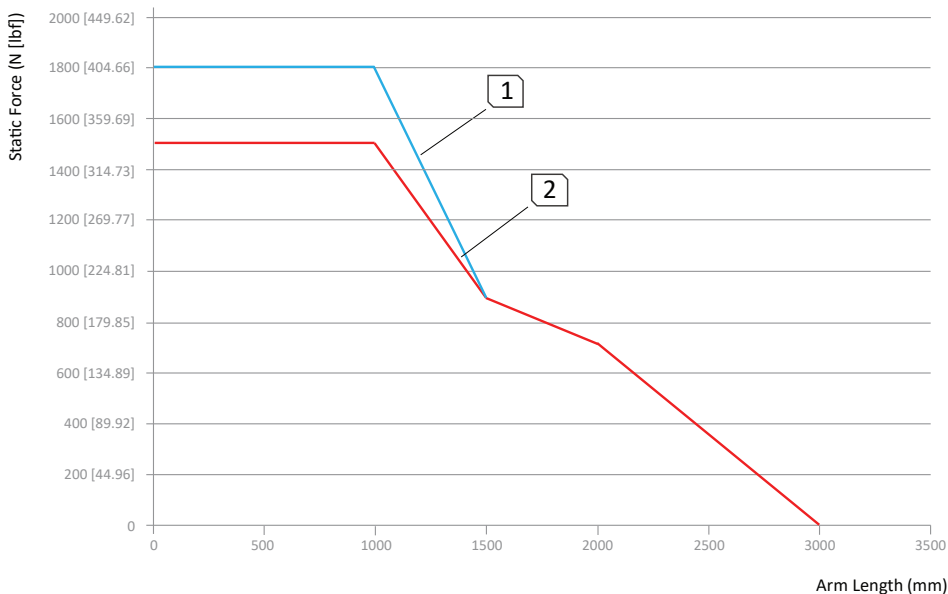
- IEC 60529
- IP65



TK060 Profile



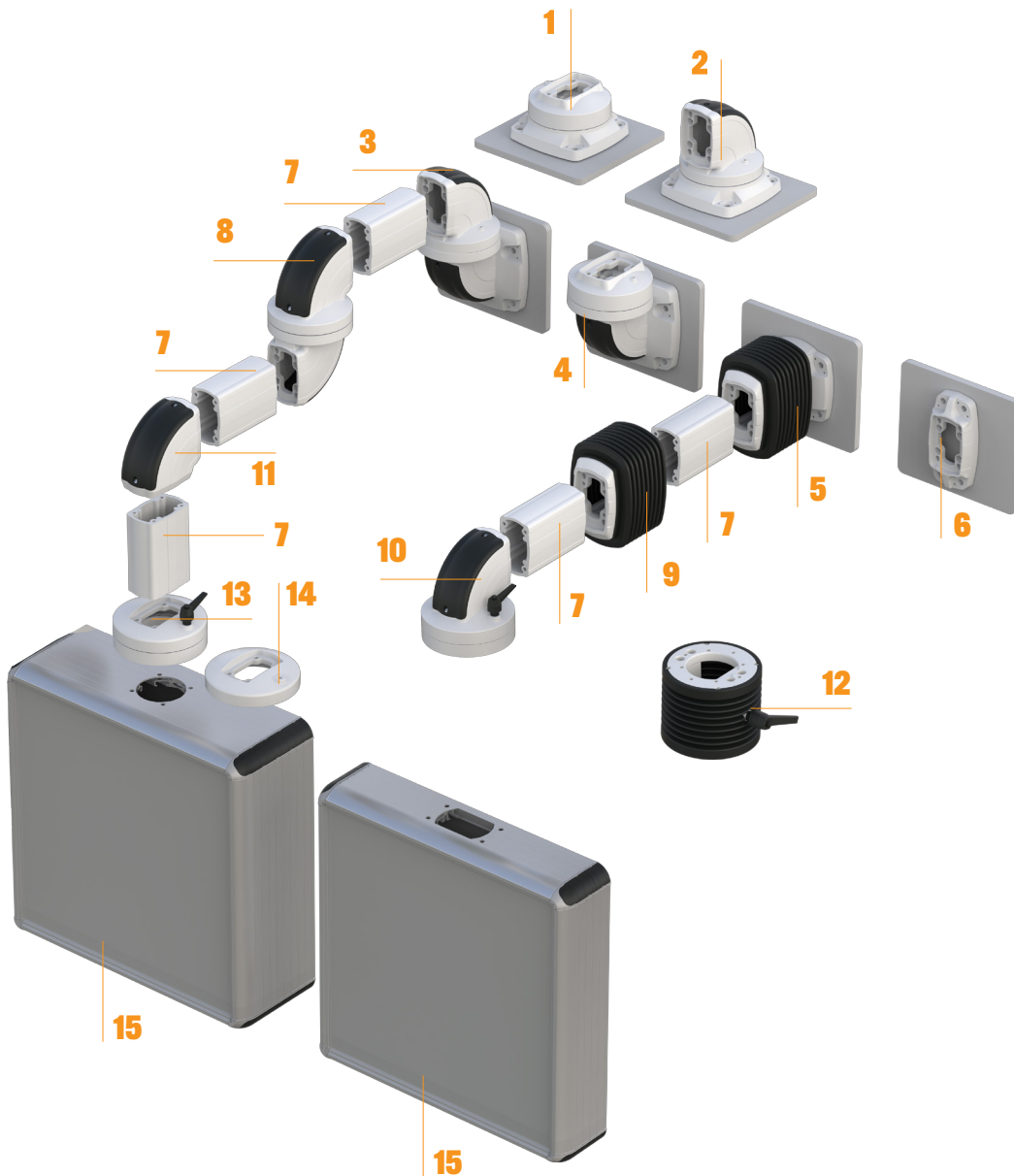
TK120 Profile





Teknokol TK060 Suspension System

TEKNOKOL[®]
Support Arm and Control Panel Systems

- | | | | | | |
|---|---------------------------|--|----|---------------------------|--------------------------------------|
| 1 | TK060.610 | Straight Top-mount Swivel Base | 8 | TK060.500 | Intermediate Swivel Joint |
| 2 | TK060.600 | Right-angle Top-mount Swivel Base | 9 | TK060.505 | Intermediate Swing Joint with Bellow |
| 3 | TK060.700 | Straight Wall-mount Swivel Base | 10 | TK060.400 | Right-angle Swivel Coupling |
| 4 | TK060.710 | Right-angle Wall-mount Swivel Base | 11 | TK060.420 | 90 Degree Elbow |
| 5 | TK060.705 | Straight Wall-mount Swing Base with Bellow | 12 | TK060.840 | Inclining Adapter with Bellow |
| 6 | TK060.800 | Fixed Base | 13 | TK060.320 | Straight Swivel Coupling |
| 7 | TK060CTL | Suspension Arm Profile (Cut to Length) | 14 | TK060.310 | Fixed Coupling |
| 7 | TK060.200 | Suspension Arm Profile | 15 | ECO PANEL | Front Panel |









TK060 Suspension Arm Components

| TK060 Suspension Arm Profiles | | | | |
|----------------------------------|----------|------------------------------|---|----------------------------|
| Part | Price | Length | Picture | Drawing Link |
| <u>TK060.200</u> | \$182.00 | 2000 [78.74] |  | <u>PDF</u> |
| <u>TK060CTL</u> | \$1.01 | Cut to Length (price per cm) |  | <u>PDF</u> |

Note: Dimensions in millimeters [inches].






NOTE: Cut to length profile has minimum cut length of 15cm (5.91 in) and a maximum cut length of 187cm (73.62 in)

| TK060 Suspension Arm Base Mounts | | | | |
|----------------------------------|----------|--|---|----------------------------|
| Part | Price | Description | Picture | Drawing Link |
| <u>TK060.600</u> | \$292.00 | Right-angle Top-mount Swivel Base |  | <u>PDF</u> |
| <u>TK060.610</u> | \$292.00 | Straight Top-mount Swivel Base |  | <u>PDF</u> |
| <u>TK060.700</u> | \$236.00 | Straight Wall-mount Swivel Base |  | <u>PDF</u> |
| <u>TK060.705</u> | \$216.00 | Straight Wall-mount Swing Base with Bellow |  | <u>PDF</u> |
| <u>TK060.710</u> | \$236.00 | Right-angle Wall-mount Swivel Base |  | <u>PDF</u> |
| <u>TK060.800</u> | \$62.00 | Fixed Base |  | <u>PDF</u> |

TK060 Suspension Arm Components

TEKNOKOL®

Support Arm and Control Panel Systems

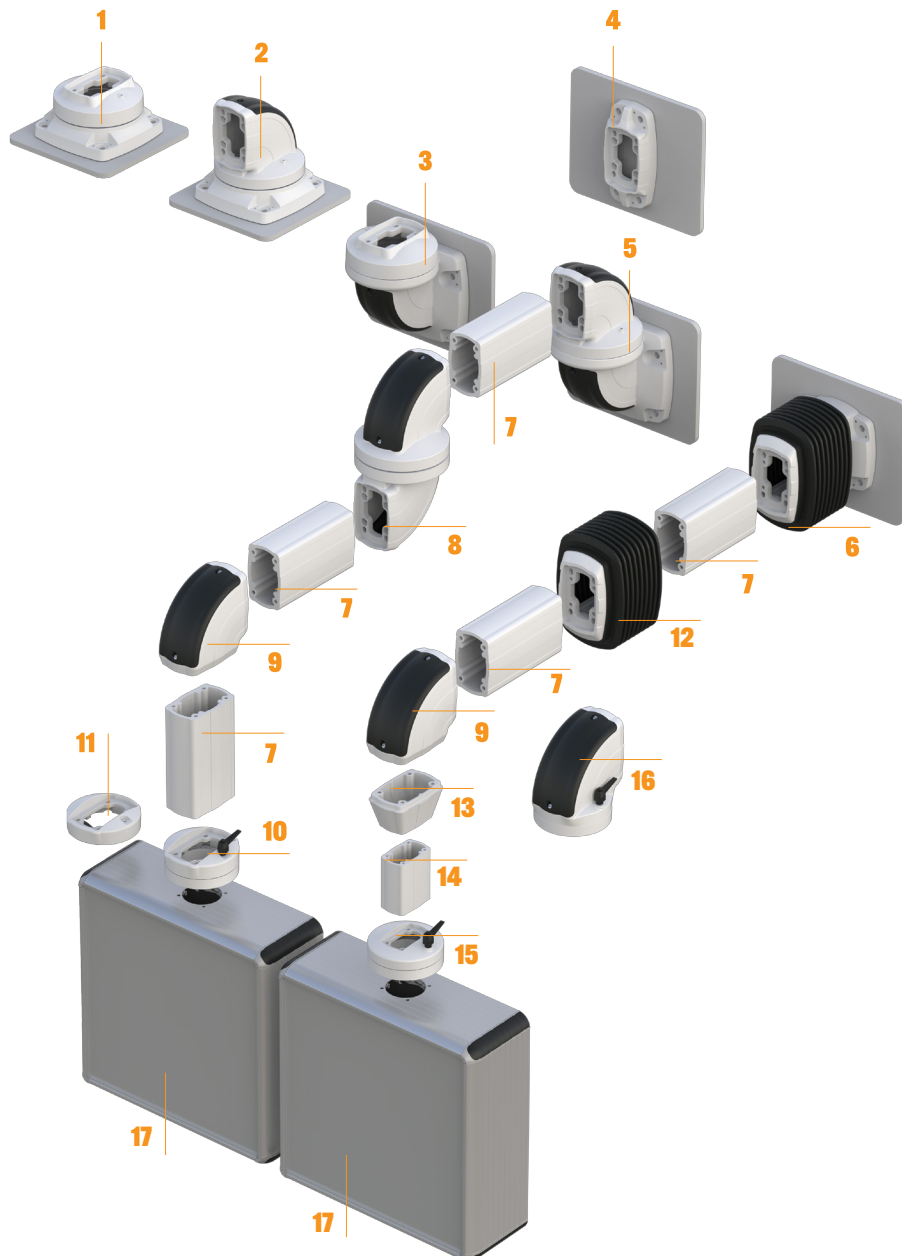
| TK060 Suspension Arm Intermediate Joints | | | | |
|--|----------|--------------------------------------|---|----------------------------|
| Part | Price | Description | Picture | Drawing Link |
| <u>TK060.420</u> | \$84.00 | 90 Degree Elbow |  | <u>PDF</u> |
| <u>TK060.500</u> | \$280.00 | Intermediate Swivel Joint |  | <u>PDF</u> |
| <u>TK060.505</u> | \$237.00 | Intermediate Swing Joint with Bellow |  | <u>PDF</u> |

| TK060 Suspension Arm Couplings | | | | |
|----------------------------------|----------|-------------------------------|---|----------------------------|
| Part | Price | Description | Picture | Drawing Link |
| <u>TK060.310</u> | \$62.00 | Fixed Coupling |  | <u>PDF</u> |
| <u>TK060.320</u> | \$107.00 | Straight Swivel Coupling |  | <u>PDF</u> |
| <u>TK060.400</u> | \$180.00 | Right-angle Swivel Coupling |  | <u>PDF</u> |
| <u>TK060.840</u> | \$250.00 | Inclining Adapter with Bellow |  | <u>PDF</u> |



Teknokol TK120 Suspension System

TEKNOKOL[®]
Support Arm and Control Panel Systems

- | | | | | | |
|---|---------------------------|--|----|---------------------------|---|
| 1 | TK120.610 | Straight Top-mount Swivel Base | 9 | TK120.420 | 90 Degree Elbow |
| 2 | TK120.600 | Right-angle Top-mount Swivel Base | 10 | TK120.320 | Straight Swivel Coupling |
| 3 | TK120.710 | Right-angle Wall-mount Swivel Base | 11 | TK120.310 | Fixed Coupling |
| 4 | TK120.800 | Fixed Base | 12 | TK120.505 | Intermediate Swing Joint with Bellow |
| 5 | TK120.700 | Straight Wall-mount Swivel Base | 13 | TK120.820 | Reducer (TK120 to TK060) |
| 6 | TK120.705 | Straight Wall-mount Swing Base with Bellow | 14 | TK060CTL | Suspension Arm Profile (Requires TK120.820) |
| 7 | TK120CTL | Suspension Arm Profile (Cut to Length) | 15 | TK060.320 | Straight Swivel Coupling (Requires TK120.820) |
| 7 | TK120.200 | Suspension Arm Profile | 16 | TK120.400 | Right-angle Swivel Coupling |
| 8 | TK120.500 | Intermediate Swivel Joint | 17 | ECO PANEL | Front Panel |




TK120 Suspension Arm Components







| TK120 Suspension Arm Profiles | | | | |
|----------------------------------|----------|------------------------------|---|----------------------------|
| Part | Price | Length | Picture | Drawing Link |
| <u>TK120.200</u> | \$232.00 | 2000 [78.74] |  | <u>PDF</u> |
| <u>TK120CTL</u> | \$1.29 | Cut to Length (price per cm) |  | <u>PDF</u> |

Note: Dimensions in inches [millimeters].



NOTE: Cut to length profile has minimum cut length of 15cm (5.91 in) and a maximum cut length of 187cm (73.62 in)




| TK120 to TK060 Suspension Arm Reducer | | | | |
|---------------------------------------|---------|--|---|----------------------------|
| Part | Price | Description | Picture | Drawing Link |
| <u>TK120.820</u> | \$51.00 | Reducer for TK120 to TK060 Profile Arm |  | <u>PDF</u> |



| TK120 Suspension Arm Base Mounts | | | | |
|----------------------------------|----------|--|---|----------------------------|
| Part | Price | Description | Picture | Drawing Link |
| <u>TK120.600</u> | \$348.00 | Right-angle Top-mount Swivel Base |  | <u>PDF</u> |
| <u>TK120.610</u> | \$348.00 | Straight Top-mount Swivel Base |  | <u>PDF</u> |
| <u>TK120.700</u> | \$282.00 | Straight Wall-mount Swivel Base |  | <u>PDF</u> |
| <u>TK120.705</u> | \$271.00 | Straight Wall-mount Swing Base with Bellow |  | <u>PDF</u> |
| <u>TK120.710</u> | \$282.00 | Right-angle Wall-mount Swivel Base |  | <u>PDF</u> |
| <u>TK120.800</u> | \$76.00 | Fixed Base |  | <u>PDF</u> |

TK120 Suspension Arm Components

TEKNOKOL®

Support Arm and Control Panel Systems

| TK120 Suspension Arm Intermediate Joints | | | | |
|--|----------|--------------------------------------|---|----------------------------|
| Part | Price | Description | Picture | Drawing Link |
| <u>TK120.420</u> | \$105.00 | 90 Degree Elbow |  | <u>PDF</u> |
| <u>TK120.500</u> | \$321.00 | Intermediate Swivel Joint |  | <u>PDF</u> |
| <u>TK120.505</u> | \$308.00 | Intermediate Swing Joint with Bellow |  | <u>PDF</u> |

| TK120 Suspension Arm Couplings | | | | |
|----------------------------------|----------|-----------------------------|---|----------------------------|
| Part | Price | Description | Picture | Drawing Link |
| <u>TK120.310</u> | \$27.00 | Fixed Coupling |  | <u>PDF</u> |
| <u>TK120.320</u> | \$131.00 | Straight Swivel Coupling |  | <u>PDF</u> |
| <u>TK120.400</u> | \$220.00 | Right-angle Swivel Coupling |  | <u>PDF</u> |