



BIG & TALL BC01 & BC08 ASSEMBLY INSTRUCTIONS

877-263-5737
www.buzzseating.com

IN THE BOX COMPONENTS



Base and Casters



Cylinder



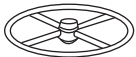
Telescoping Cover



Back



Seat



Footring
(Stool option only)



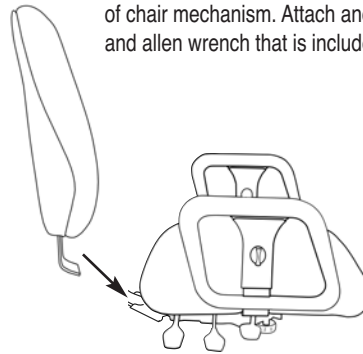
Allen Wrench



Screw (Qty. 3)

STEP 1

Insert Chair Back and Back Post into angled slot at rear of chair mechanism. Attach and tighten using 3 screws and allen wrench that is included.



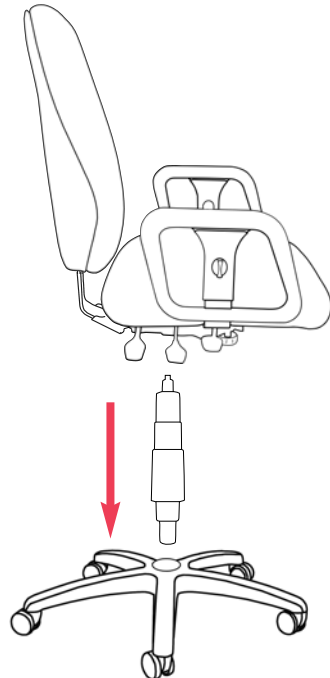
STEP 2

Slide plastic 3-piece telescoping cover over pneumatic cylinder **BEFORE** inserting into base.



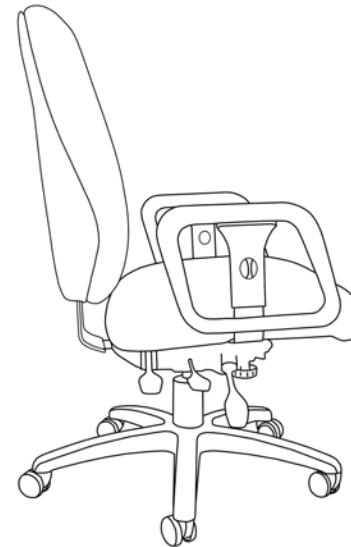
STEP 3

Insert cylinder into base, place assembled seat on top of cylinder and apply downward pressure.



STEP 4

Sit firmly on the chair to lock in components.



STOOL OPTION

Place tapered end of cylinder into base. Slide footring onto cylinder. Set at desired position. Hold cylinder with one hand and hold footring with other. Turn footring clockwise to tighten.

