

# The Black Kite Research & Intelligence Team (BRITE)



spent 2023 analyzing and identifying risk vectors. Over the course of the year, this is what they found:

**EXPLOITING VULNERABILITIES** has become the most common method for access than other attack vectors.

## VENDOR RISK INTELLIGENCE:

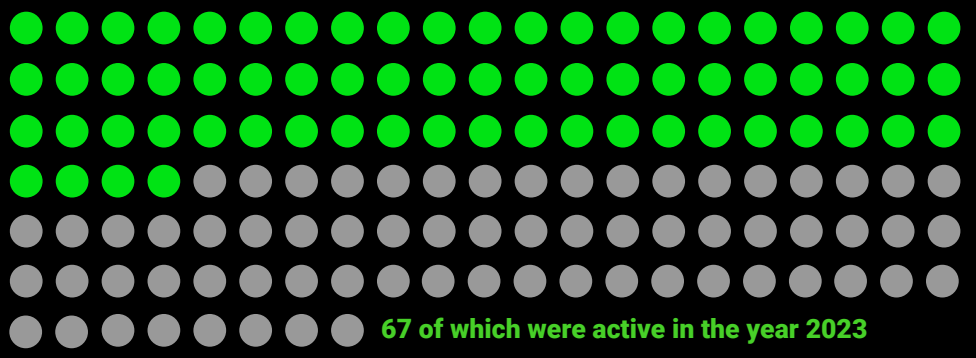
Initiated **42** FOCUS TAGS mostly around 0-day vulnerabilities or vulnerabilities exploited in the wild by threat actors such as ransomware groups.

Tagged more than **600** COMPANIES that use MOVEit servers



## RANSOMWARE:

Monitored **134** RANSOMWARE GROUPS



### DID YOU KNOW:

**Lockbit** has the biggest share in this set of victims. 21% of victims were published by Lockbit. Closest rival is **AlphV/Black Cat**, with almost 9% of the share.

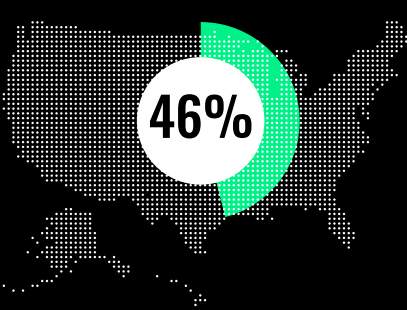
While **Play, 8base, and Akira** are putting themselves in the top ranks, **Noescape, Cactus, Ryhsida, Snatch, and INC Ransom** are some other examples that increased their share in the second half of the year.



We also found that a company with a Black Kite RSI value above 0.8 is **almost 27 times more likely to experience a ransomware attack** than a company with an RSI value below 0.2.

## GEOGRAPHICAL RANSOMWARE STATS


### MOST TARGETED




46% of the victims are in the US. US victims ratio among all victims only saw a minimum of 37.5% in May.

Then some European countries such as

GERMANY (4%) FRANCE (3%) ITALY (3.7%) SPAIN (1.9%)



### SECOND MOST TARGETED



The second most targeted country is the UK with 6%.

and well-developed countries such as

CANADA (4%)



AUSTRALIA (2.2%)


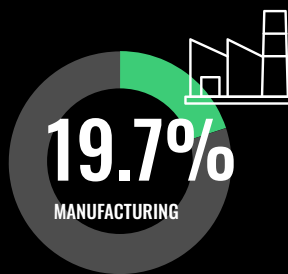


BRAZIL (1.5%)



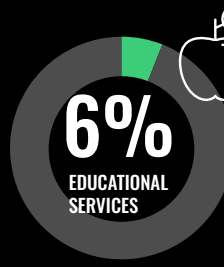
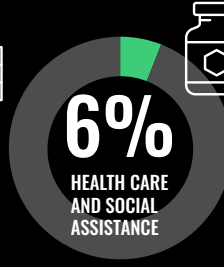
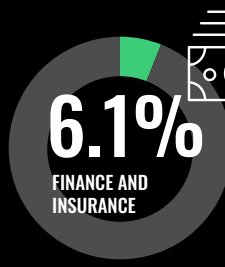
## INDUSTRY-BASED STATS:

Throughout the year, two industries, (1) **Manufacturing** and (2) **Professional, Scientific, and Technical Services**, are always the top industries targeted. Their ratio is usually close to each other, but **Manufacturing** (19.7%) is slightly higher than **Professional, Scientific, and Technical Services** (18%). We observe that targeting the Manufacturing industry increased in the second half of the year.



TOP TARGETED TIER

The next tier of industries targeted by Ransomware groups are **Finance and Insurance** (6.1%), **Health Care and Social Assistance** (6%), and **Educational Services** (6%).



The following industries follow this tier with ratios ranging between 4.9% and 5.3%: **Information, Retail Trade, and Construction.**



RANGING FROM **4.9-5.3%**

We have also observed that there is a trend in targeting the **Healthcare** and **Information** industries in the second half of the year.

MORE THAN **250** COMPANIES EXPERIENCED DATA BREACHES

CAUSED BY **81** VENDORS

IMPACTING UP TO **1,150** ORGANIZATIONS

## 3RD-PARTY AND 4TH-PARTY DATA BREACHES

81 vendors caused data breaches for more than 250 companies. This number reaches up to 1150 when the fourth and Nth parties are included.

## STEALER LOG FILES

In 2023, Black Kite collected almost 6,400 Stealer Log files in 2023.

The minimum number of **machine information** in a single Stealer log file is

**27,000**



The total **password information** determined out of these stealer logs is around

**11.3** MILLION



The number of **email addresses** collected from the stealer logs is around

**6.1** MILLION



The number of **cookie session information** is

**433** MILLION

