


# Kanagram

Lets' add a country word list



---

It is an anagram (jumbled words) playing game in KDE



## A classroom dialogue

**Teacher:** Come on! It's your practical class. Some words have jumbled themselves. Lets' fix them!!

**Student:** But m'am, err!! We have played it so much that we remember everything. Can you please give us a games period. Please!

**Teacher:** No way! Just play it. This is your mental ability class & I can't let you out.

**Teacher (thinks):** Guess I can add some more words into it....Kanagram has only few categories.

Day one...



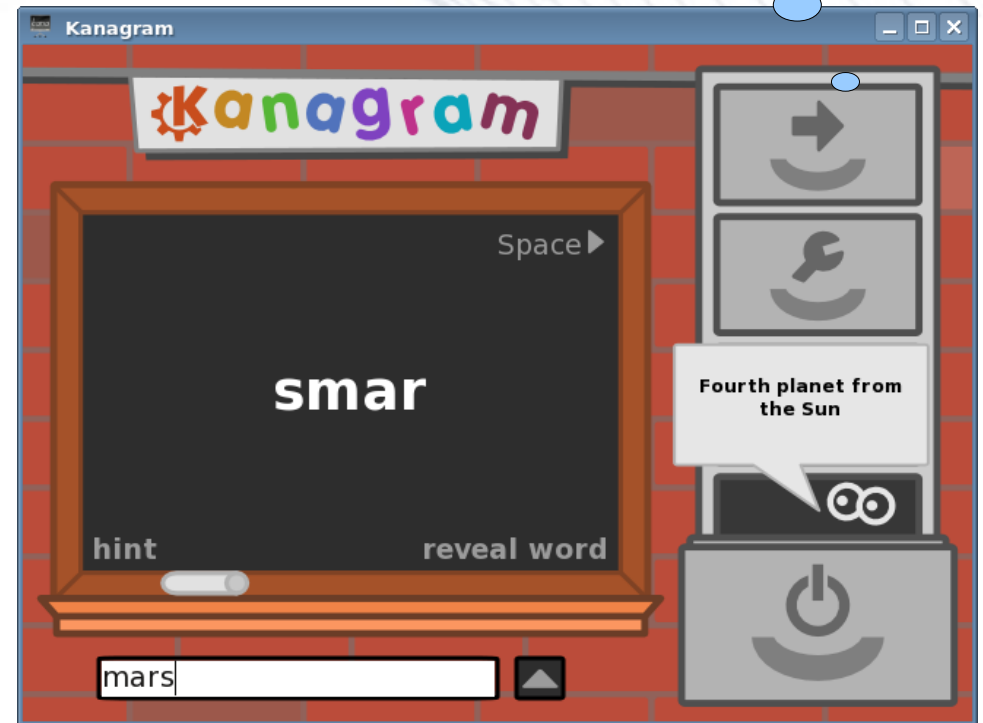
- Create a country word list



Create a country word list

Kanagram in action

- First thing we actually need, is to create a word list according to our requirements.
- Here, we will start out with a word list of countries. So we will create a sort of table, consisting of the name of the country & its hint as well
- Care should be taken while devising a good hint for each country. Making it too much predictable should be avoided.





## Sample word list table

This is just a snapshot of the complete table

Country Name	Hint
India	The land of gods
USA	Its capital is Washington D.C.
Egypt	The great pyramids belong here
Japan	The land of rising sun
Brazil	It was a portugese colony
Mexico	Aztecs civilization


To explain the table, the *Country Name* field simply contains the name of the country and *Hint* field contains a hint corresponding to every country. This hint is basically a helper to identify the country. It should be anything specific to the country. Here, the name of capital can also be used.

10010100010101011  
010110011010010010  
100101000101001110  
010110011010010100  
010110010100110001  
100101001101001010  
101010110101001110  
011010010100110001  
101101001010011110  
100101000101001001  
010110011010010101  
010110010100110101  
100101001101001110  
101010110101001001  
011010010100110110  
101101001010011010  
101010110101001010  
011010010100110101  
101101001010011110  
100101000101001110  
010110011010010110  
010110010100110101  
100101001101001001  
100101000101001010  
010110011010010101  
010110010100110010  
100101001101001110  
101010110101001010  
011010010100110101  
101101001010011000  
100101000101001001  
010110011010010110  
010110010100110001  
100101001101001111  
101010110101001001  
011010010100110101  
101101001010011010  
100101000101001101  
010110011010010101  
010110010100110001  
100101001101001010

# Day two...

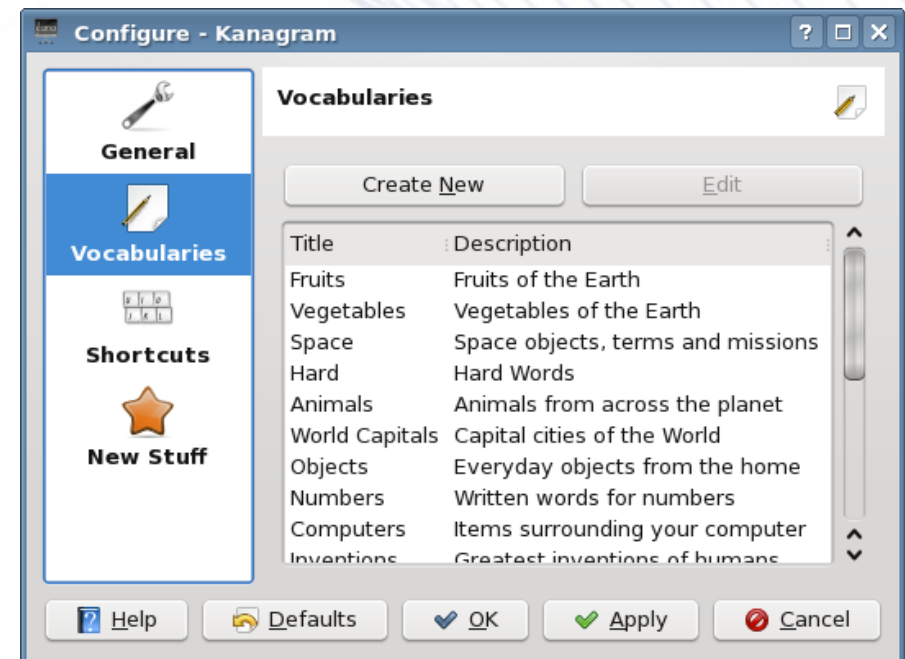



- Create new vocabularies



## Configure Kanagram

- The Vocabularies configuration page allows us to manage the installed vocabularies. Using this dialog, we can edit and remove downloaded vocabularies, as well as create our very own.
- We can use *Configure Kanagram* > *Vocabularies* to see/edit/create more words. The “*Create New*” or “*Edit*” button opens the Vocabulary Editor dialog where we can create new or edit existing vocabularies






## Language Selection

- Here we can easily select the working language from an existing set of languages, for example, German, Spanish, French etc.
- To create a new language branch, just create a folder with code, say `bn_IN` for Bengali(India) in `$KDEDIR/share/apps/kvtml`
- We can edit in the selected language in vocabulary editor as described next slide.







## Vocabulary Editor

The screenshot shows a window titled "Vocabulary Editor" with a standard Windows-style title bar (minimize, maximize, close buttons). The window contains the following fields and controls:

- Vocabulary name:** A text input field containing "Country".
- Description:** A text input field containing "Different countries of the world".
- Word List:** A list box containing "India", "USA", "Egypt", "Japan", "Brazil", and "Mexico". The "Japan" entry is highlighted with a blue background.
- Buttons:** "Remove Word" (located to the left of the list box), "New Word" (located below the list box), "Save" (at the bottom left), and "Close" (at the bottom right).
- Word:** A text input field containing "Japan".
- Hint:** A text input field containing "The land of rising sun".

- The *Vocabulary Name* field lets us name our vocabulary, eg., Country.
- The *Description* field enables us to give more details on our vocabulary name.
- The *New Word* button creates a new word entry in the vocabulary.
- The *Delete Word* button lets us remove words from vocabulary.
- Then, *Word* field lets us write word values and in *Hint* field we write the corresponding hints. We add number of words in one vocabulary. Finally *Save & Close*.



## References & Extras

- References
  - The Kanagram Handbook
- More word lists
  - English Vocabulary Word-list
  - More word lists
- Contact
  - Arindam Ghosh, Author
  - Jeremy Whiting, Kanagram maintainer

**This document is distributed under GNU General Public License, Version 2, (GPLv2+).**